ᓄᓇᕗᒻᒥ ᐆᒪᔪᓕᕆᔨᕐᔪᐊᑦ ᑲᑎᒪᔨᖏᑦ
ᑲᑎᒪᔾᔪᑎᖃᕐ: ᓇᓪᓕᐅᓯᒪᔪᒥᒃ ᑲᑎᒪᓂᖅ RM001-2020
ᒫᕐᓯ 11, 2020 (9:00 ᐅᓪᓛᓵᒃᑯᑦ–6:00 ᐅᓐᓄᓵᒃᑯᑦ)
ᐃᖃᓗᐃᑦ, ᓄᓇᕗᑦ

	ᓈᓴᐅᑖ:	ᑲᒪᒋᔭᖏᖅ:	ᓇᓂᓯᑎᖓ:	ᐅᓂᒃᑳᕐᑐᖅ	ᐱᕕᖏᖅ
9:00 AM - 9:02 AM	1	ᒪᑐᐃᖕᑕᖅ ᑲᑎᒪᓂᖅ		ᐃᑦᓯᕙᐅᑕᖅ	2 ᒥᓇᑦ
9:02 AM - 9:03 AM	2	ᓇᑲᓇᐃᖕᓯᒍᑏᑦ ᐊᕐᑐᐊᓗᐊᕐᑐᖅᑲᑉᐸᑦ		ᐃᑦᓯᕙᐅᑕᖅ	1 ᒥᓇᑦ
9:03 AM - 9:05 AM	3	ᑲᑎᒪᔾᔪᑎᖃᕐ: ᖃᒥᒡᕈᔭᑦ ᐊᒻᒪᓗ ᐊᖏᕐᑕᑦ	1	ᐃᑦᓯᕙᐅᑕᖅ	2 ᒥᓇᑦ
		ᐱᓕᕆᕝᕕᖓᑦ ᐊᕙᑎᓕᕆᔩᑦ–ᒐᕙᒪᖓᑦ ᓄᓇᕗᒻᒥ (GN-DOE: ᐱᔾᔪᑕᐅᔪᑦ/ᐃᓱᒪᓕᐅᕈᑏᑦ			
9:05 AM - 10:00 AM	3	ᖃᑭᖅᑖᓗᒃᒥ ᑐᒃᑐᓂᒃ ᐊᐅᓚᐦᓯᓂᕐᒧᑦ ᐸᕐᓇᒍᑏᑦ [ᐃᓱᒪᓕᐅᕈᑦ]	2	ᒐᕙᒪᖓᑦ ᓄᓇᕗᒻᒥ	55 ᒥᓇᑦ
10:00 AM - 10:15 AM		ᖃᑲᕐᑐᑦ			15 ᒥᓇᑦ
10:15 AM - 11:00 AM	4	ᖃᓄᐃᓕᕐᓂᖏᑦ ᐊᕙᑦᓕᕆᔩᑦ ᐊᑯᓂᐅᔪᒥᒃ ᐊᕙᑖᓂᒃ ᖃᐅᔨᒪᒐᓱᐊᕐᓂᖏᓐᓄᑦ ᐱᑕᖅᑲᕐᑎᑕᖅ [ᑐᓴᕋᖃᕐ]	3	ᒐᕙᒪᖓᑦ ᓄᓇᕗᒻᒥ	45 ᒥᓇᑦ
		ᐃᒪᕐᒥᐅᑕᓕᕆᔩᑦ ᑲᓇᑕᒥ (ᐃᒪᕐᒥᐅᑕᓕᕆᔩᕐ): ᐱᔾᔪᑕᐅᔪᑦ/ᐃᓱᒪᓕᐅᕈᑏᑦ			
11:00 AM - 11:45 AM	5	ᑲᒪᒋᔭᓄᑦ ᐸᕐᓇᒍᑏᑦ ᐃᐸᓐᓂᒃ, ᐅᐊᓐᓇᖓᓂ ᐊᑦᓛᓐᑎᒃ ᐱᑕᖅᑲᕐᑐᓂᒃ, ᑲᓇᑕᒥ [ᐃᓱᒪᓕᐅᕈᑦ]	4	ᒐᕙᒪᖓᑦ ᓄᓇᕗᒻᒥ	45 ᒥᓇᑦ
11:45 AM - 1:00 PM		ᐅᓪᓗᕈᕐᒥᓴᕐᓇᖅ			1 ᐃᑲᕐᕋᖅ & 15 ᒥᓇᑦ
1:00 PM - 1:30 PM	6	ᑲᑎᑦᑐᒋᑦ ᐊᔪᙱᑕᑦ ᐱᔭᐅᓂᕐᒧᑦ ᖃᓄᐃᓪᓗᐊᕐᓂᖏᑦ ᒥᑭᔪᑕᐅᓂᖅᓯᑦ ᐊᒻᒪᓗ ᐊᖏᔪᑕᐅᓂᖅᓯᑦ ᑭᙳᐸᐸᐃᑦ ᒫᓂ 2020-2021 ᐊᒃᖠᒍᒥ ᐱᖓᓐᓇᖓᓂ ᐊᒻᒪᓗ ᑲᓇᓐᓇᖓᓂ ᖃᐅᔨᓴᕐᕕᐅᔪᑦ ᓇᓕᖏᓐᓂ [ᐃᓱᒪᓕᐅᕈᑦ]	5	ᐃᒪᕐᒥᐅᑕᓕᕆᔩᑦ ᑲᓇᑕᒥ	30 ᒥᓇᑦ

1:30 PM - 2:00 PM	7	ᐃᓱᒪᓕᐅᕈᑎᑦ ᐊᒻᒪᓗ ᐊᑐᓕᖅᑯᔭᑦ ᐅᑭᐅᖅᑕᖅᑐᒥ ᐅᒐᖅᓂᒃ ᐱᔭᐅᖅᑲᓯᐅᔾᔭᐅᕙᑦᑐᑦ ᑭᓪᓕᖏᓐᓂᒃ ᒥᑭᔫᑕᐅᓂᖅᓴᓂᒃ ᐊᒻᒪᓗ ᐊᖏᔫᑕᐅᓂᖅᓴᓂᒃ ᑭᖑᑉᐸᓐᓂᐊᖅᑎᓄᑦ ᐃᓗᐊᓂ ᐊᒻᒪᓗ ᖃᓂᒋᔭᖓᓂ ᓄᓇᑖᖑᓯᒪᔪᑦ ᓇᓕᖏᑕ [ᐃᓱᒪᓕᐅᕈᖅ]	6	ᐃᒪᕐᒥᐅᑕᓕᕆᔩᑦ ᑲᓇᑕᒥ	30 ᒥᓇᑦ
2:00 PM - 2:30 PM	8	ᐲᖅᓯᓂᖅ ᐱᔭᐅᖅᑲᓯᐅᔾᔭᐅᕙᓂᒃ ᓇᓗᓇᐃᖅᑕᓂᒃ ᒥᑭᔫᑕᐅᓂᖅᓴᓂᒃ (*Pandalus borealis)* ᓄᓇᕗᑦ ᐊᒻᒪᓗ ᓄᓇᕕᒃ ᑲᓇᓐᓇᖓᓂ [ᐃᓱᒪᓕᐅᕈᖅ]	7	ᐃᒪᕐᒥᐅᑕᓕᕆᔩᑦ ᑲᓇᑕᒥ	30 ᒥᓇᑦ
2:30 PM - 3:00 PM	9	ᑲᑎᑦᑐᒋᑦ ᐊᔪᙱᑦᑕᑦ ᐱᔭᐅᓂᖅᒥᒃ ᖃᓄᐃᓪᓗᐊᖅᓂᖏᑦ ᒥᑭᔫᑕᐅᓂᖅᓴᑦ ᑭᖑᑉᐸᐃᑦ ᒫᓂ 2020 ᐊᕐᕌᒍᒥ ᑭᖑᑉᐸᓐᓂᐊᖅᕕᒃᒥ 0 [ᐃᓱᒪᓕᐅᕈᖅ]	8	ᐃᒪᕐᒥᐅᑕᓕᕆᔩᑦ ᑲᓇᑕᒥ	30 ᒥᓇᑦ
3:00 PM - 3:15 PM		ᕿᑲᖅᑐᑦ			15 ᒥᓇᑦ
3:15 PM - 3:45 PM	10	ᐃᖅᑲᓗᒃᑑᑦᑎᐊᖅᒥ ᐃᖅᑲᓗᒃᐱᓐᓂᐊᒐᐃᑦ [ᑐᓴᕋᑦᓴᖅ]	9	ᐃᒪᕐᒥᐅᑕᓕᕆᔩᑦ ᑲᓇᑕᒥ	30 ᒥᓇᑦ
3:45 PM - 4:15 PM	11	ᐃᒪᕐᒥᐅᑕᓕᕆᔩᑦ ᑲᓇᑕᒥ – ᖃᓄᐃᓕᖅᓂᖏᑦ [ᑐᓴᕋᑦᓴᖅ]	10	ᐃᒪᕐᒥᐅᑕᓕᕆᔩᑦ ᑲᓇᑕᒥ	30 ᒥᓇᑦ
		ᐊᕙᑎᓕᕆᔩᑦ ᐊᒻᒪᓗ ᓯᓚᐅᑉ ᐊᓯᔾᔨᖅᓂᖅᓂᒃ ᑲᒪᔩᑦ ᑲᓇᑕᒥ: ᐱᔾᔪᑕᐅᔪᑦ/ᐃᓱᒪᓕᐅᕈᑏᑦ			
4:15 PM - 5:00 PM	13	ᐃᖅᓂᐅᖅᕖᑦ ᓇᓕᖏᓐᓂ ᐊᐅᓚᔨᖅᑲᑎᒌᑦ ᑲᑎᒪᔨᖅᑖᑦ: ᐊᐅᓚᔨᓂᕐᒧᑦ ᐸᕐᓇᒍᑏᑦ ᖃᖅᓴᐅᖅᑑᖅᒥ ᐊᒻᒪᓗ ᐃᒃᑲᑦᑎᐊᖅᒥ ᑎᒻᒥᐊᖅᑲᐅᒻᒥ [ᐃᓱᒪᓕᐅᕈᖅ]	11	ᐊᕙᑎᓕᕆᔩᑦ ᑲᓇᑕᒥ	45 ᒥᓇᑦ
5:00 PM - 5:30 PM	14	ᖃᓄᐃᓕᖅᓂᖏᑦ ᑐᓴᕐᕕᖃᕋᓱᐊᖅᓃᑦ ᓄᓇᕗᕐᒥ ᐱᓪᓗᒋᑦ ᐃᓱᒪᒋᔭᑦ ᑎᑎᕋᖅᑕᐅᓂᖏᑦ ᓇᐹᖅᑐᖃᙱᑦᑐᒥ ᑐᒃᑐᐃᑦ ᐃᒪᐃᑦᑑᓗᒋᑦ ᐅᓗᕆᐊᓇᖅᑐᒦᑦᑐᑦ ᐊᑖᒍᑦ ᒐᕙᒪᒃᑐᖃᒃᑯᓐᓂ ᐆᒪᔪᖅᓄᑦ ᐊᑦᑕᓇᖅᑐᒦᑦᑐᓄᑦ ᒪᓕᒐᖅᔪᐊᖅ (ᐊᑦᑕᓇᖅᑐᒦᑦᑐᓕᓇᐅᑏᖅ) [ᑐᓴᕋᑦᓴᖅ]	12	ᐊᕙᑎᓕᕆᔩᑦ ᑲᓇᑕᒥ	30 ᒥᓇᑦ
		ᕿᑎᖅᒥᐅᓂ ᐆᒪᔪᓕᕆᔩᑦ ᑲᑎᒪᔨᖅᑖᑦ: ᐱᔾᔪᑕᐅᔪᑦ/ᐃᓱᒪᓕᐅᕈᑏᑦ			
5:30 PM - 6:00 PM	15	ᑐᔦᕋᐅᑦ ᐊᒥᓯᕈᓇᐊᖅᑐᒥᑦ ᐊᒃᓴᓂᒃ ᑕᑯᕙᐢᓴᓂᒃ ᐊᖑᓇᓱᒃᑐᓂ ᓂᕕᖅᒐᑖᑦ ᕿᑎᖅᒥᐅᓂ ᐅᕙᓐᒐᑦ 15 ᐅᕗᖅᒐ 20 ᓂᕕᖅᒐᑖᑦ [ᐃᓱᒪᓕᐅᕈᖅ]	13	ᕿᑎᖅᒥᐅᓂ ᑲᑎᒪᔩᑦ	30 ᒥᓇᑦ
	16	ᓄᖅᑲᖅᑐᖅ RM001-2020			

ᐅᑯᓄᖓ ᑐᓂᔭᐅᔪᖅ

ᓄᓇᕗᒻᒥ ᐆᒪᔪᓕᕆᔨᕐᔪᐊᒃᑯᑦ ᑲᑎᒪᔨᖏᓐᓄᑦ

ᐅᑯᓄᖓ

ᑐᓴᐅᒪᔾᔪᑎᒃᓴᑦ: **ᐃᓱᒪᓕᐊᖑᔪᖅ:** X

ᐱᔾᔪᑖ: ᕿᑭᖅᑖᓗᖕᒥᑦ ᑐᒃᑐᑦ ᐊᐅᓚᑕᐅᓂᖏᓐᓄᑦ ᐸᕐᓇᒃᑕᐅᓯᒪᔪᖅ

ᐱᓕᕆᐊᖑᓯᒪᔪᑦ:

- ᑎᓯᑉᐱᕆ 2014–ᒥᑦ ᕿᑭᖅᑖᓗᖕᒥᑦ ᑐᒃᑐᑕᐅᔫᓇᖅᑐᑦ ᐸᕐᓇᒃᑕᐅᓚᐅᖅᓯᒪᕗᖅ ᑲᑐᔾᔭᐅᓪᓗᓂ ᐊᖑᓇᓱᒃᑐᓕᕆᔨᖏᓐᓂ ᐊᒃᑐᖅᑕᐅᓯᒪᔪᓂ, ᕿᑭᖅᑖᖕᓗᒥᑦ ᐆᒪᔪᒪᓕᕆᔨᕐᔪᐊᒃᑯᑦ ᑲᑎᒪᔨᖏᓐᓄᑦ, ᓄᓇᕗᑦ ᑐᙵᕕᒃᑯᓐᓂᓗ. (ᓄᓇᕗᑦ ᑐᙵᕕᒃᑯᑦ), ᐊᒻᒪ ᑲᓇᑕᒥᑦ ᒥᕐᖑᐃᖅᓯᕝᕕᓕᕆᔨᒃᑯᑦ.
- ᕿᑭᕐᑖᓗᖕᒥ ᑐᒃᑐᓕᕆᔨᒃᑯᑦ ᑲᑎᒪᔨᖏᑦ ᑐᓂᔭᐅᓚᐅᖅᑐᑦ ᓄᓇᕗᒻᒥᑦ ᐆᒪᔪᓕᕆᔨᕐᔪᐊᒃᑯᑦ ᑲᑎᒪᔨᖏᓐᓄᑦ ᐋᖅᑭᒃᑕᐅᔪᓂᒃ ᒫᔾᔨ 2016-ᒥᑦ. ᑲᑎᒪᔨᖏᑦ ᑐᒃᓯᕋᓚᐅᖅᓯᒪᕗᑦ ᐊᕙᑎᓕᕆᔨᒃᑯᓐᓄᑦ ᖃᐅᔨᓴᕐᓂᖃᒃᑲᓐᓂᕐᓗᑎᑦ ᑎᑎᕋᖅᑕᐅᑲᓐᓂᓚᐅᖅᑎᓪᓗᒍ ᐸᕐᓇᒃᑕᒥᖕᓂ ᓯᕗᓪᓕᕐᒥᑦ ᖃᐅᔨᓴᕐᓂᖃᖅᑎᓪᓗᒋᑦ.
- ᐋᖅᑭᒋᐊᖅᑕᐅᓯᒪᔪᒥᑦ ᐊᐅᓚᑦᑎᓂᖕᒧᑦ ᐸᖕᓇᐅᑎᒥᒃ ᓇᒃᓯᐅᔾᔨᓚᐅᖅᑐᑦ ᓯᑎᐱᕆ 2019–ᒥᑦ ᐃᓚᖅᑲᓚᐅᖅᓱᓂᓗ ᖃᐅᔨᓴᕈᑎᕖᓂᖕᓂᑦ ᑲᑎᕐᓱᕐᓯᒪᔪᓂᑦ ᓇᐃᓴᐃᔾᔪᑎᕖᓂᖕᓂᑦ ᐱᐊᓂᒃᑕᐅᓯᒪᔪᑦ 2015-2018. ᑲᑎᕐᓱᕐᓯᒪᔪᑦ ᓇᐃᓴᐃᔾᔪᑎᑦ ᐊᑐᕐᑕᐅᓚᐅᖅᑐᑦ ᖃᐅᔨᓴᕈᑕᐅᓪᓗᑎᒃ ᓄᕐᖃᓄᑦ ᖃᓄᐃᓐᑑᓂᖏᓪᓗ ᐊᖑᑎᓪᓗ ᐊᕐᓇᓪᓗ. ᐋᖅᑭᒋᐊᖅᓯᒪᔪᐃᑦ ᓇᓗᓇᐃᕐᓯᓚᐅᕆᕗᑦ ᑐᓗᖅᑕᕈᑕᐅᔪᓂᑦ ᓇᓗᓇᓗᓇᐃᔭᐃᓂᖕᒥᑦ ᐊᒥᓲᕙᓪᓕᐊᕙᓐᓂᖏᑦ ᒪᓕᒃᓗᑎᒃ ᑲᑎᕐᓱᖅᓯᒪᔪᓂᑦ ᓇᐃᓴᐃᔾᔪᑎᕖᓂᖕᓂᑦ.
- ᓯᕗᓪᓕᑦ ᐋᖅᑭᒋᐊᕐᓯᒪᔪᑦ ᑎᑎᕋᖅᑕᐅᒥᐊᕐᖓᖅᑐᑦ ᐊᐅᓚᑦᑎᓂᖕᒧᑦ ᐸᖕᓇᐅᑎ ᐃᓚᓕᐅᔾᔭᐅᖅᑐᑦ ᑕᓪᓕᒪᓂᑦ ᐊᖑᓇᓱᖕᓂᖕᒧᑦ ᐊᐅᓚᑦᑎᓂᖕᓂᑦ ᐊᖑᓇᓱᖕᓂᖕᒧᓪᓗ ᐊᐅᓚᑦᑎᓂᖕᒧᑦ ᖃᓄᐃᓕᐅᕐᑯᓯᐊᓚᐅᖅᓗᑎᒃ ᕿᑭᖅᑖᓗᖕᒧᑦ ᒪᓕᒃᓗᑎᒃ ᐊᒥᓱᕈᖅᐸᓪᓕᐊᕙᓐᓂᖏᑦ. ᑖᒃᑯᐊ ᐃᓗᓕᖕᒥᑦ ᐆᔭᖅᑕᐅᓚᐅᖅᑐᑦ ᐸᖕᓇᐅᑎᒥᑦ ᒪᓕᒃᓗᑎᒃ ᑐᓴᖅᑕᐅᔪᓂᑦ ᐊᐅᓚᑦᑎᔨᐅᖅᑕᐅᔪᓂᑦ ᑐᓴᕐᓯᑉᑎᓪᓗᒋᑦ.

ᒫᓐᓇ ᖃᓄᐃᓕᖓᓂᖓ:

- ᑲᑎᒪᓚᐅᖅᑎᓪᓗᒋᑦ ᓯᑎᐱᕆ 2019–ᒥᑦ ᑲᑎᒪᓂᑐᐃᓐᓇᒥᑦ, ᓄᓇᕗᒻᒥ ᐆᒪᔪᓕᕆᔨᕐᔪᐊᒃᑯᑦ ᑲᑎᒪᔨᖏᑦ ᑐᒃᓯᕋᓚᐅᖅᑐᑦ ᕿᑭᖅᑖᓗᒃ ᐆᒪᔪᓕᕆᔨᒃᑯᖏᑦᑕ ᑲᑎᒪᔨᖏᑦ ᑐᓴᕐᕕᐅᔪᒪᓪᓗᑎᒃ, ᐃᓗᓕᖏᓐᓂᑦ ᐊᐅᓚᑦᑎᓂᖕᒧᑦ ᐸᖕᓇᐅᑎᑖᖑᔪᒪᔪᒧᑦ, ᐊᕙᑎᓕᕆᔨᒃᑯᓐᓄᑦ ᑎᓯᐱᕆ 13, 2019–ᖑᕋᓱᖕᓂᖓᓂᑦ. ᕿᑭᖅᑖᓗᒃ ᐆᒪᔪᓕᕆᔨᒃᑯᖏᑦᑕ ᑲᑎᒪᔨᖏᑦ ᐅᖃᐅᓯᒃᓴᖃᓚᐅᕐᒥᑦᑐᑦ ᐃᓯᕐᕕᒃᓴᖓᓄᑦ ᑎᑭᑎᓪᓗᒍ ᓄᓇᕗᒻᒥ ᐆᒪᔪᓕᕆᔨᕐᔪᐊᒃᑯᑦ ᑲᑎᒪᔨᖏᓐᓄᑦ.
- ᓄᓇᕗᒻᒥ ᐆᒪᔪᓕᕆᔨᕐᔪᐊᒃᑯᑦ ᑲᑎᒪᔨᖏᑦ ᑐᒃᓯᕋᐅᖅᒥᔪᖅ ᑖᒃᑯᐊ ᐊᕙᑎᓕᕆᔨᒃᑯᑦ ᑲᒪᒋᔭᖃᕐᑯᔭᐅᓪᓗᑎᒃ ᐅᑯᓂᖓ ᐃᓱᒫᓗᑕᐅᔪᓂᑦ:

- ○ ᐱᑕᖃᓗᐊᙱᓂᖓᓄᑦ ᐊᐅᓚᑦᑎᓂᖕᒧᑦ ᖃᓄᐃᓕᐅᕈᑎᒃᓴᐃᑦ ᐊᑦᑕᖕᓇᐅᑎᓄᑦ ᕿᑭᖅᑖᓗᑉ ᑐᒃᑐᖏᓐᓄᑦ.
  - ○ ᐊᐅᓚᑦᑎᓂᖕᒧᑦ ᐸᖕᓇᐅᑎ ᓄᑖᙳᕆᐊᖅᓯᒪᙱᑦᑐᑦ ᐃᓚᖃᖕᓂᐊᕐᓗᓂ ᐊᓯᔾᔨᖅᑕᐅᔪᓂᑦ ᕿᑭᖅᑖᓗᑉ ᑐᒃᑐᑕᐅᔪᓇᖅᑐᑦ ᑭᒡᓕᖅᑲᑎᒃ.
- ᒥᓂᔅᑕ ᐊᕙᑎᓕᕆᔨᒃᑯᖓᓄᑦ ᑎᑎᕋᓚᐅᖅᑐᑦ ᓄᓇᕗᒻᒥ ᐆᒪᔪᓕᕆᔨᕐᔪᐊᒃᑯᑦ ᑲᑎᒪᔨᖏᓐᓄᑦ ᔮᓄᐊᕆ 6, 2020 ᑲᒪᒋᔭᖃᖕᓂᐊᕐᓗᑎᒃ ᓄᓇᕗᒻᒥ ᐆᒪᔪᓕᕆᔨᕐᔪᐊᒃᑯᑦ ᑲᑎᒪᔨᖏᑦᑕ ᐃᓱᒫᓘᑎᖏᓐᓂᑦ ᑭᓱᓪᓚᕆᖕᓂᑦ ᐊᐅᓚᑦᑎᓂᖕᒧᑦ ᖃᓄᐃᓕᐅᒐᒃᓴᓂᑦ ᐃᒫᒃ ᑭᐅᔭᐅᓪᓗᓂ:
  - ○ "ᑭᓱᓪᓚᕆᖕᓂᑦ ᐊᐅᓚᑦᑎᓂᖕᒧᑦ ᖃᓄᐃᓕᐅᖅᑯᔭᐅᔪᑦ ᓲᕐᓗ ᑲᑎᓪᓗᒋᑦ ᐊᖑᓇᓱᒃᑕᐅᔪᓇᖅᑐᑦ ᖁᑦᑎᖕᓂᓕᕇᖕᒥᑦ, ᒪᓕᒃᓗᑎᒃ ᖃᐅᔨᓴᕈᑎᑦ, ᐃᓄᐃᑦ ᖃᐅᔨᒪᔭᑐᖃᖏᑦ, ᑐᓴᕋᓱᖕᓃᓪᓗ ᐊᐅᓚᑦᑎᖃᑎᒋᔭᓂᑦ, ᐃᓚᓕᐅᑎᓯᒪᓚᐅᙱᑦᑐᑦ ᐊᐅᓚᑦᑎᓐᓂᖕᒧᑦ ᐸᖕᓇᐅᑎᒥᑦ. ᑕᐃᒪᐃᑦᑐ ᐆᒪᓕᕆᓂᖕᒧᑦ ᐊᐅᓚᑦᑎᔾᔪᑎᑦ ᓄᓇᕗᒻᒥᑦ ᐱᔭᕆᐊᖅᐸᖕᒪᑕ ᓄᓇᕗᒻᒥ ᐆᒪᔪᓕᕆᔨᕐᔪᐊᒃᑯᑦ ᑲᑎᒪᔨᖏᑦ ᐊᐅᓚᑦᑎᖅᑕᐅᔪᓪᓗ ᐱᕕᖃᕈᓐᓇᖁᓪᓗᒋᑦ ᐊᐅᓚᑦᑎᔾᔪᑕᐅᖁᔭᐅᔪᓂᑦ. ᐃᓂᑦᑎᓐᓃᑦᐳᒍᑦ ᑭᓱᓪᓚᕆᖕᓂᑦ ᐊᐅᓚᑦᑎᓂᖕᒧᑦ ᖃᓄᐃᓕᐅᕈᑕᑦ ᐊᐅᓚᑦᑎᓂᖕᒥᑦ ᐸᖕᓇᐅᑎᒦᓚᐅᖅᐸᑦ, ᐅᖃᖅᓯᒪᓗᐊᕋᔭᖅᑐᖅ ᓴᖅᑭᑦᑎᓗᓂᓗ ᐊᑐᙱᑦᑐᒥᑦ, ᐊᑲᐃᓪᓕᐅᕈᑎᒥᒡᓘᓐᓃᑦ, ᓄᓇᕗᒻᒥᑦ ᐆᒪᔪᓕᕆᔨᕐᔪᐊᒃᑯᑦ ᑲᑎᒪᔨᖏᑦᑕ ᐊᖏᕈᑎᖏᑎᒎᖅᐸᑦ.
- ᐊᐅᓚᑦᑎᓂᖕᒧᑦ ᐸᖕᓇᐅᑎ ᓄᑖᙳᕆᐊᖅᓯᒪᔪᑦ ᐃᓚᓕᐅᑎᔅᓯᒪᓂᐊᕐᓗᓂ ᓄᓇᕗᒻᒥ ᐆᒪᔪᓕᕆᔨᕐᔪᐊᒃᑯᑦ ᑲᑎᒪᔨᖏᑦᑕ ᐃᓱᒪᓕᐊᓇᓯᒪᔭᖓᓂᑦ ᐊᖑᓇᓱᒍᓇᖅᑎᑦᑎᔪᑦ 25–ᓂᑦ ᐊᕐᓇᓪᓗᒃᑲᓂᑦ ᐃᓚᒋᔭᐅᓗᓂ ᑲᑎᓪᓗᒋᑦ ᐊᖑᓇᓱᒃᑕᐅᔪᓇᖅᑐᑦ 250 ᑐᒃᑐᓂᑦ, ᓇᒃᓯᐅᔾᔨᒃᑲᓐᓂᓚᐅᖅᑳᖅᑎᑦ ᓄᓇᕗᒻᒥ ᐆᒪᔪᓕᕆᔨᕐᔪᐊᒃᑯᑦ ᑲᑎᒪᔨᖏᓐᓄᑦ.

ᑐᓴᕋᓱᖕᓂᑦ:

- ᑐᓴᕋᓱᖕᓂᖅᑲᓚᐅᖅᐳᑦ ᑎᑎᖅᑕᐅᓵᖅᑐᒥᑦ ᐊᐅᓚᑦᑎᓂᖕᒧᑦ ᐸᖕᓇᐅᑎᒥᑦ ᒫᑦᓯ 16–ᒥᑦ – ᐊᐃᐳᕆ 7, 2015–ᒥᑦ ᐅᖃᐅᓯᖃᑕᐅᓇᓪᓗᑎᒃᑐᑦ ᑐᒃᑐᓂᑦ ᖃᐅᔨᓴᕐᓂᕐᓂᑦ ᓇᐅᑦᑎᖅᓱᖅᐸᓪᓕᐊᓂᖕᓂᓪᓗ ᐸᖕᓇᐅᑎᒥᑦ.
- ᐅᓪᓗᒥᑦ ᕿᑭᖅᑕᓂ ᐊᕕᒃᑐᖅᓯᒪᔪᓄᑦ ᖃᐅᔨᓴᖅᑎᖏᑦ ᖃᐅᔨᓇᓱᕐᓂᖅᑲᓚᐅᖅᐳᖅ ᕿᑭᖅᑖᓗᖕᒥᑦ ᐊᖑᓇᓱᒃᑐᓕᓇᐱᒃᑯᓂᙳᖅᑐᓖᒪᓂ, ᐅᑭᐊᒃᓵᖓᓂ 2018–ᒥᑦ, ᐅᑯᐊ ᓄᑖᙳᖅᑎᑕᐅᓚᐅᖅᐳᑦ ᐊᐅᓚᔾᔪᑎᒃᓴᑦ ᐸᕐᓇᒃᑕᐅᓯᒪᔪᖅ, ᑎᒥᙳᖅᑎᑕᐅᓪᓗᓂ ᐅᓪᓗᒥᒨᖓᔪᖅ ᖃᐅᔨᒪᔭᐅᔪᖅ ᓯᕗᓪᓕᐅᔾᔨᖅᑐᕐᓂᓪᓗ ᐊᐅᓚᓂᐊᖅᑕᖏᓐᓂ.
- ᐅᑭᐅᒃᓴᓇᓚᐅᖅᑕᓐᓇᓂ ᖃᐅᔨᓇᓱᐊᖅᓯᒐᖅᑎᓪᓗᒥᑦ, ᑐᔾᓯᖅᑕᐅᓚᐅᖅᓯᒪᔪᖅ ᓯᑎᑉᐱᕆ 24-ᒥᑦ ᐅᑐᑉᐱᕆ 5, 2018–ᒧᑦ, ᐊᕙᑎᓕᕆᔨᒃᑯᑦ ᑎᑎᖅᑲᑖᓚᐅᖅᓯᒪᕗᑦ ᕿᑭᖅᑖᓂ ᐆᒪᔪᓕᕆᔨᒃᑯᑦ ᑲᑎᒪᔨᖏᓐᓂ ᐅᖓᕙᕆᐊᖅᑯᔾᔨᓚᐅᖅᑐᑎᑦ ᔮᓄᐊᕆᒧᓐᓗᓯᓗ. ᐊᕙᑎᓕᕆᔨᒃᑯᑦ ᐊᖏᕈᑎᖃᓚᐅᖅᓯᒪᕗᑦ ᖃᐅᔨᓴᕈᑎᒋᓗᒋᑦ ᐱᕙᓪᓕᐊᑎᑦᑎᓂᖅᓴᖅᑐᒥᑦ ᐊᐅᓚᑦᑎᔾᔪᑎᒃᓴᓂᒃ.
- ᑎᑎᖅᑲᖅᑕᐅᓯᒪᕗᑦ ᕿᑭᖅᑖᓗᖕᒧᑦ ᐊᐅᓚᑦᑎᓐᓂᖕᒧᑦ ᐸᖕᓇᐅᑎ ᑐᓂᔭᐅᓪᓗᓂ ᕿᑭᖅᑖᓗᖕᒥ ᐆᒪᔪᓕᕆᔨᒃᑯᑦ ᑲᑎᒪᔨᖏᓐᓄᑦ, ᓄᓇᕗᑦ ᑐᙵᕕᒃᑯᖓᓄᑦ, ᓄᓇᕗᒻᒥ ᐆᒪᔪᓕᕆᔨᕐᔪᐊᒃᑯᑦ ᑲᑎᒪᔨᖏᓐᓄᑦ ᖁᓕᓄᓪᓗ ᐊᖑᓇᓱᒃᑐᓕᕆᔨᒃᑯᓐᓄᑦ ᓯᑎᐱᕆ 25, 2018–ᖑᑎᓪᓗᒍ. ᑕᐃᑲᙵᐅᑎᓪᓗᒍ, ᐊᕙᑎᓕᕆᔨᒃᑯᑦ ᕿᑭᖅᑖᓂ ᐊᕕᒃᑐᖅᓯᒪᔪᓂ ᖃᐅᔨᓴᖅᑎᖏᑦ ᑐᔾᓯᖅᑕᐅᓯᒪᔪᖅ ᐊᐅᓚᑦᑎᔾᔪᑎᒋᓂ ᐅᖃᐅᓯᒃᓴᖅᑖᕐᓂ ᑐᓴᕋᓱᓪᓗᑎᒃ

ᔮᓐᓄᐊᕆᒥᑦ ᖃᐅᔨᓇᓱᖕᓂᖃᖅᑎᓪᓗᒋᑦ. ᐃᕐᖏᓇᐅᑎᒃᑯᑦ ᐃᖅᑲᐃᑎᑦᑎᓚᐅᖅᐳᑦ ᓄᕕᑉᐱᕆ 26, 2018–ᒥᑦ ᑐᒃᓯᕋᐃᓗᑎᑦ ᑲᑎᒪᓚᐅᙱᓐᓂᖏᓐᓂ ᐅᖃᐅᓯᒃᓴᖏᓐᓂᑦ.

- ᕿᑭᖅᑖᓗᖕᒦᑦ ᖃᐅᔨᓴᖅᑎᑦ ᕿᑭᖅᑖᓘᑉ ᓄᓇᓕᖏᓐᓄᐊᓚᐅᖅᐳᑦ, ᑐᒃᑐᓯᒪᔪᑦ ᕿᑭᖅᑖᓘᑉ ᑐᒃᑐᖏᓐᓂᑦ, ᔮᓄᐊᕆ 7–18, 2019–ᒥᑦ, ᐅᖃᐅᓯᖃᕆᐊᖅᑐᖅᓱᑎᒃ ᑲᑎᙵᐅᖅᑐᓂᑦ ᓇᐃᓴᖅᓯᒪᔪᓂᑦ 2015-2018, ᕿᑭᖅᑖᓘᑉ ᑐᒃᑐᖏᓐᓂᑦ ᐊᐅᓚᑦᑎᓂᖕᒧᑦ ᐸᖕᓇᐅᑖᓂᑦ, ᖃᓄᐃᑦᑑᓂᖏᑦ ᐊᖑᑕᐅᔪᓐᓇᖅᑐᑦ ᓯᕗᓂᑦᑎᓐᓂᓗ ᖃᐅᔨᓴᒐᒃᓴᐃᑦ.
- ᖃᐅᔨᓇᓱᖕᓂᖃᓚᐅᖅᐳᑦ ᐊᖑᓇᓱᒃᑐᓕᕆᔨᒃᑯᑦ ᑭᒻᒥᕈᒻᒥᑦ, ᕿᑭᖅᑕᕐᔪᐊᕐᒥᑦ, ᐸᖕᓂᖅᑑᕐᒥᑦ, ᐃᖃᓗᖕᓂᑦ, ᑭᙵᕐᓂᑦ, ᓴᓂᕋᔭᖕᒥᑦ, ᐃᒡᓗᓕᖕᒥᑦ, ᐅᒃᐱᐊᕐᔪᖕᒥᑦ ᐊᒻᒪ ᒥᑦᑎᒪᑕᓕᖕᒥᑦ. ᑭᓯᐊᓂᑦᑕᐅᖅ, ᖃᐅᔨᓇᓱᖕᓂᖃᖅᑎᓪᓗᒋᑦ, ᓵᑕᖅᓯᒪᔪᖅ ᒥᑦᑐᓇᐅᖏᒻᒪᑦ ᓯᓚ ᐱᓪᓗᒍ ᑲᖏᖅᑐᒑᐱᓕᐊᕋᓱᒃᑎᓪᓗᒋᑦ. ᖃᐅᔨᓇᓱᖕᓂᖃᑕᐃᓐᓇᐅᓚᖅᐳᑦ ᑲᖏᖅᑐᒑᐱᖕᒥᑦ ᐊᖑᓇᓱᒃᑐᓕᕆᔨᒃᑯᓐᓂ ᒪᐃ 27, 2019–ᒥᑦ.
- ᐅᖃᐅᓯᒃᓴᖅᑕᐅᖏᑦᑐᑦ ᓂᕈᐊᖅᑕᐅᓯᒪᔪᒥᑦ ᐊᐅᓚᔾᔪᑎᒃᓴᖏᓐᓄᑦ ᐸᕐᓇᒃᑕᒥᓂ ᐅᕝᕙᓘᓐᓃᑦ ᖃᐅᔨᓇᓱᖕᓂᖃᖅᑎᓪᓗᒋᑦ ᐱᓪᓗᒍ, ᐊᕙᑎᓕᕆᔨᒃᑯᑦ ᐊᐱᕆᔭᐅᓚᐅᖅᓯᒪᕗᑦ ᐅᖃᐅᓯᒃᓴᖏᓐᓂ ᐄᑉᐳ 15, 2019–ᒥᑦ.
- ᕿᑭᖅᑕᓂ ᐆᒪᔪᓕᕆᔨᒃᑯᑦ ᑲᑎᒪᔨᖏᓐᓂ ᐊᕙᑎᓕᕆᔨᒃᑯᑦ ᑭᖑᓪᓕᕐᒥᑦ ᑎᑎᕋᖅᑕᓚᐅᖅᐳᑦ ᑐᒃᓯᕋᖅᓱᑎᑦ ᐅᖃᐅᓯᒃᓴᓂ ᐱᔪᒪᓪᓗᑎᑦ ᐅᖓᕙᓇᐊᖅᑕᐅᒃᑲᓐᓂᖁᔨᓪᓗᑎᑦ. ᐊᕙᑎᓕᕆᔨᒃᑯᑦ ᐊᖏᓚᐅᖅᓯᒪᕗᑦ ᐅᖃᐅᓯᒃᓴᓂ ᐱᔪᒪᓪᓗᑎᑦ ᔫᓂ 30, 2019–ᒥᑦ. ᔫᓂ 27, 2019–ᒥᑦ, ᓄᓇᕗᑦ ᒐᕙᒪᖓᑦ ᑐᒃᓯᕋᖅᑕᐅᒃᑲᓐᓂᖅᑐᒥᑦ ᐱᓚᐅᖅᓯᒪᕗᑦ ᕿᑭᖅᑕᓂ ᐆᒪᔪᓕᕆᔨᒃᑯᑦ ᑲᑎᒪᔨᖏᓐᓂᑦ ᐅᖃᐅᒃᓴᓂ ᐱᒃᑲᓂᕈᒪᑎᓪᓗᑎᑦ ᐱᓇᓱᐊᕈᓯᕐᒧᑦ ᐅᖓᕙᓇᐊᖅᑕᐅᖁᔨᓪᓗᑎᑦ. ᕿᑭᖅᑕᓂ ᐆᒪᔪᓕᕆᔨᒃᑯᓐᓂ ᐅᖃᐅᓯᒃᓴᖅᑖᓚᐅᖏᓚᑦ ᕿᑭᖅᑖᓗᖕᒥᑦ ᑐᒃᑐᓂ ᐊᐅᓚᔾᔪᑎᒃᓴᖏᓐᓄᑦ ᐸᕐᓇᒃᑕᐅᓯᒪᔪᒥᑦ ᑕᐃᑲᓂ ᓯᑎᑉᐱᕆ 25–ᒥᑦ ᔫᓂ 2019–ᒧᑦ, ᓇᓕᐊᑐᐃᓐᓇᖅ ᔪᓚᐃ 15, 2019–ᒧᑦ.
- ᑐᓴᕋᓱᖕᓂᖕᒧᑦ ᓇᐃᓈᖅᓯᒪᔪᒥᑦ ᐅᓂᒃᑳᓂᑦ ᑐᓂᓯᓚᐅᖅᑐᑦ ᓄᓇᕗᒻᒥ ᐆᒪᔪᓕᕆᔨᕐᔪᐊᒃᑯᑦ ᑲᑎᒪᔨᖏᓐᓄᑦ ᑲᑎᒪᓂᒃᓴᖏᓐᓄᑦ (RM003-2019) ᓯᑎᐱᕆ 2019.

ᐊᑐᓕᖅᑯᔭᐅᔪᑦ:

1. ᓄᓇᕗᑦ ᒐᕙᒪᖓᑦ ᑐᒃᓯᕋᖅᓯᒪᕗᑦ ᓄᓇᕗᒻᒥᑦ ᐆᒪᔪᓕᕆᔨᕐᔪᐊᒃᑯᑦ ᐊᐅᓚᑦᑎᔨᑦ ᑲᑎᒪᔨᖏᑦ ᐊᖏᖅᓯᒪᓕᖅᑐᑎᑦ ᕿᒥᕐᕈᔭᐅᓯᒪᔪᒥᑦ ᕿᑭᖅᑖᓗᖕᒥᑦ ᑐᒃᑐᑦ ᐊᐅᓚᑦᑎᔨᐅᖃᑎᒌᓄᑦ ᐸᕐᓇᒃᓯᒪᔭᖓᓂ.

ᓄᓇᕗᑦ ᒐᕙᒪᖕᒐ: ᐊᕙᑎᓕᕆᔨᒃᑯᑦ

ᕿᑭᖅᑖᓗᒻᒥ ᑐᑦᑐᓕᕆᓂᕐᒥᑦ ᐊᐅᓚᑦᓯᔾᔪᑎᑦᓴᓂᑦ ᐸᕐᓇᐅᑎᑦᓴᖅ

ᐱᓕᕆᖃᑎᒌᖕᓂᖅ ᓇᓗᓇᐃᕐᓯᒪᕐᑯᓪᓗᒋᑦ ᕿᑭᖅᑖᓗᒻᒥ ᑐᑦᑐᓂᑦ ᐊᖑᓇᓱᖕᓂᖅ ᑲᔪᓯᑦᓯᐊᕈᓐᓇᕐᑯᓪᓗᒍ

GN DOE

ᑎᓯᐱᕆ 2019

ᓇᐃᓈᕆᔪᑎᑦ

ᕿᑭᖅᑖᓗᒻᒥ ᑐᑦᑐᓕᕆᓂᕐᒥᑦ ᐊᐅᓚᑦᓯᔾᔪᑎᑦᓴᓂᑦ ᐸᕐᓇᐅᑎᓕᐅᕈᒪᓕᓚᐅᖅᑐᑦ ᐱᑕᖃᖁᔨᓪᓗᑎᒃ ᐊᑐᐊᒐᑦᓴᓂᑦ ᐊᒻᒪ ᐊᑐᓕᖁᔨᔾᔪᑎᑦᓴᓂᑦ ᐃᓱᒪᑦᓴᕐᓯᐅᖅᑎᓄᑦ ᐊᑐᖅᑕᐅᖁᔭᓂᒃ ᐱᔾᔪᑎᒋᓪᓗᒋᑦ ᐊᖑᓇᓱᓐᓂᕐᒥᑦ ᐊᐅᓚᑦᓯᓂᖅ ᐊᒻᒪ ᖃᐅᔨᓴᖅᑕᐅᖃᑦᑕᕐᓂᖏᓐᓄᑦ ᑐᑦᑐᐃᑦ ᕿᑭᖅᑖᓗᒻᒦᑦᑐᑦ ᒪᓕᓪᓗᑎᒃ ᐊᑲᐅᓂᖅᐹᓂᒃ ᐊᑐᐃᓐᓇᐅᔪᓂᑦ ᐃᓄᐃᑦ ᖃᐅᔨᒪᔭᑐᖃᖏᓐᓂᑦ ᐊᒻᒪ ᓱᓇᑐᐃᓐᓇᕐᓂᑦ ᖃᐅᔨᓴᐅᑎᓂᑦ. ᑎᒥᒻᒪᕆᓂᐊᖅᑕᖓ ᐊᐅᓚᑦᓯᔾᔪᑎᓄᑦ ᐸᕐᓇᐅᑎᑦᓴᐅᑉ ᐊᑐᐊᒐᖃᐅᕐᓗᓂ ᑎᑎᖅᑲᓕᐊᖑᓗᓂ ᕿᒥᕐᕈᐊᖅᑕᐅᕙᓪᓗᑎᒃ ᐃᓗᓕᖏᑦ ᐊᕐᕌᒍᐃᑦ ᖁᓕᑦ (10) ᓈᓚᐃᑉᐸᑕ ᕿᒥᕐᕈᐊᖃᑎᒋᕙᓪᓗᒋᑦ ᐊᐅᓚᑦᓯᖃᑎᓂ. ᐃᓚᔭᐅᓯᒪᓕᖅᑐᑦ ᑎᑎᕋᕐᓯᒪᓂᖏᑦ ᖃᓄᐃᓕᐅᕈᑎᑦᓴᓄᑦ ᐊᐅᓚᔾᔭᒋᐊᓕᓐᓄᑦ ᐸᕐᓇᐅᑎ, ᐊᕐᕌᒍᑕᒫᑦ ᕿᒥᕐᕈᐊᖅᑕᐅᕙᓐᓂᐊᖅᑐᖅ ᐊᕙᑎᓕᕆᔨᒃᑯᓐᓄᑦ, ᐊᑐᓕᖁᔨᔾᔪᑎᓕᐅᕐᓯᒪᔪᑦ ᐊᐅᓚᑦᓯᖁᔨᓪᓗᑎᒃ ᑕᐃᒫᓪᓗᐊᖅ ᐊᐅᓚᑦᓯᒋᐊᖃᕐᒥᒃ ᐊᕐᕌᒍᓂ ᑕᓪᓕᒪᓂ (5) ᐊᒡᒋᖅᑐᓂ, 2019-2024. ᓇᐹᖅᑐᖃᙱᑦᑐᓂ ᑐᑦᑐᐃᑦ, ᓲᕐᓗ ᕿᑭᖅᑖᓗᒻᒦᑦᑐᑦ, ᖃᐅᔨᒪᔭᐅᔪᑦ ᐊᑦᓱᑲᓪᓚᒃ ᐊᓯᔾᔨᑕᖃᑦᑕᕐᓂᖏᓄᑦ ᐊᒥᓲᓂᖏᒍᑦ ᐊᕐᕌᒍᓂ 50-90 ᐃᓗᖏᓐᓂ, ᖃᑦᓰᓐᓇᐅᓕᖅᐸᑦᑐᑎᒃ ᐊᒥᓱᕈᖅᐸᑦᑐᑎᒃ, ᐊᑯᓐᓂᖏᒍᑦ ᐊᕐᕌᒍᐃᑦ ᐃᓚᕙᓪᓕᐊᔪᑦ ᐊᒻᒪ ᖃᑦᓰᓐᓇᐳᖅᐸᑦᑐᑎᒃ. ᑕᒪᒃᑯᓇᓂ ᐊᕐᕌᒍᓂ ᑕᑯᑦᓴᐅᔪᑦ ᐊᔾᔨᒌᐸᓗᒃᑯᑦ ᐊᐅᓚᑦᓯᔾᔪᑎᐅᕙᑦᑐᒃᑯᑦ: ᐊᐅᐸᖅᑐᖅ (ᐊᑦᓯᑦᑐᑦ), ᖁᖅᓱᖅᑐᖅ (ᐃᓚᕙᓪᓕᐊᔪᑦ), ᑐᖑᔪᐊᖓᔪᖅ (ᖁᑦᓯᑦᑐᖅ), ᐊᒻᒪ ᐊᐅᐸᔮᑦᑐᖅ (ᖃᑦᓰᓐᓇᐳᖅᐸᓪᓕᐊᔪᑦ). ᕿᑭᖅᑖᓗᒻᒥ ᑐᑦᑐᐃᑦ ᒫᓐᓇ ᐊᐅᐸᖅᑐᒦᑦᑐᑦ, ᑕᒪᐅᓇ ᑐᑭᖃᖅᑐᖅ ᐅᓗᕆᐊᓇᖅᑐᒦᑦᑐᒻᒪᕆᐅᒻᒪᑕ ᐊᒥᓲᓗᐊᖅᑐᑦ ᐊᖑᓇᓱᑦᑕᐅᖃᑦᑕᖅᐸᑕ ᓄᖑᑦᑕᐅᓯᔭᐊᓕᒻᒪᕆᓪᓗᑎᒃ ᐅᑭᐅᓗᖕᓂᑦ ᐅᑎᖅᑎᓚᑦᓴᐅᔪᓐᓃᖅᓱᑎᒃ. ᐸᕐᓇᐅᑎᐅᔪᖅ ᐅᖃᐅᔾᔨᒋᐊᕈᑎᐅᔪᖅ ᐊᖑᓇᓱᓐᓂᕐᒥᑦ ᐊᐅᓚᑦᓯᔾᔪᑎᓕᕆᓂᕐᒥᑦ ᐊᒻᒪ ᐊᑐᓕᖁᔨᔾᔪᑎᓂᑦ [illegible] ᑲᔪᓯᐅᖅᑯᓪᓗᒋᑦ ᐱᓕᕆᔾᔪᑎᒍᑦ ᖃᐅᔨᓴᖅᑕᐅᓂᐅᔪᖅ ᑖᒃᑯᓂᖓ ᑐᑦᑐᐃᑦ ᐊᒥᓲᓂᖏᓐᓂᑦ.

ᕿᓂᕐᕕᒃ

ᓇᐃᓈᕋᔪᑎᑦ ... 1

ᕿᓂᕐᕕᒃ ... 2

1.0 ᑐᕌᒐᒃᓴᐃᑦ ... 3

2.0 ᐃᓚᐅᔪᑦ ... 4

3.0 ᕿᒥᕐᕈᐊᕐᓈᑦ/ᐅᓪᓗᕐᓯᐅᑏᑦ ... 4

4.0 ᕿᑭᖅᑖᓗᒻᒥ ᑐᑦᑐᐃᑦ ... 5

4.1 ᐊᒥᓲᓂᖏᑦ ... 5

4.2 ᑐᓐᓂᖅᓴᖅᑕᐅᓂᖓ ... 6

4.3 ᒫᓐᓇᐅᔪᖅ ᖃᓄᐃᓕᖓᓕᕐᓂᖓ ... 8

5.0 ᐊᖑᓇᓱᓐᓂᖅ ... 10

5.1 ᐊᖑᓇᓱᓐᓂᖅ ᐱᓪᓗᒍ ᐊᐅᓚᑦᓯᔾᔪᑎᓕᕆᓂᖅ ... 10

5.2 ᒫᓐᓇᐅᔪᖅ ᖃᓄᐃᓕᖓᓕᕐᓂᖓ ... 11

6.0 ᖃᐅᔨᓴᖅᐸᓐᓂᖅ ... 11

6.1 ᓄᓇᓕᕐᓂᒥᐅᑕᓂᑦ ᐃᓚᒋᔭᐅᑎᑦᓯᓂᖅ ᖃᐅᔨᓴᖅᐸᓐᓂᒃᑯᑦ ... 12

6.2 ᐃᓄᐃᑦ ᖃᐅᔨᒪᔭᑐᖃᖏᑦ ... 12

6.3 ᐊᖑᑦᑕᐅᔪᑦ ᐅᖃᓕᐊᖅᑐᑕᐅᖃᑦᑕᕐᓂᖏᑦ ... 12

6.4 ᑲᑎᙵᐅᖅᑐᑦ ᖃᓄᐃᓕᖓᓂᖏᑦ ... 12

6.4.1 ᖃᓄᑎᒋ ᐊᒥᓲᓂᖏᑦ, ᐅᓄᕐᓯᕙᓪᓕᐊᓂᖏᑦ/ᐊᒥᓱᕈᖅᐸᓪᓕᐊᓂᖏᑦ, ᐊᒻᒪ ᖃᓄᑎᒋ ᐊᓯᔾᔨᐸᓪᓕᐊᑎᒋᓂᖏᑦ ... 12

6.4.2 ᑲᑎᕋᓈᑦ ᐱᓪᓗᒋᑦ ᓇᓗᓇᐃᔭᐃᑦᓯᐊᕐᓂᖅ ... 12

6.4.3 ᑎᒥᖏᑕ ᐃᓗᖏᑦ ᖃᓄᐃᓐᓂᖏᑦ ... 13

6.5 ᐅᖓᓱᓐᓂᖏᑕ ᐱᕕᑐᓂᖏᑦ ... 13

6.6 ᑭᒃᑯᑐᐃᓐᓇᐃᑦ ᐸᕕᓴᓐᓂᖏᑦ ... 13

6.7 ᓂᕿᑐᓲᑦ ... 13

6.8 ᒫᓐᓇᐅᔪᖅ ᖃᓄᐃᓕᖓᓕᕐᓂᖓ ... 14

7.0 ᓇᓂᑦᑎᔩᑦ ... 16

ᐃᓚᓕᐅᔾᔭᐅᓯᒪᔪᖅ 1: 2019/2024 ᕿᑭᖅᑖᓗᒻᒥ ᑐᑦᑐᓂᒃ ᖃᓄᐃᓕᐅᕈᑎᓄᑦ ᐸᕐᓇᐅᑎ ... 20

2014/2015 ᐊᐅᓚᑦᓯᔾᔪᑎᑦᓴᓂᑦ ᖃᓄᐃᓕᐅᕐᓂᖅ ... 20

ᐊᑐᓕᖁᔭᐅᔪᑦ ... 20

ᐊᐅᓚᑦᓯᒋᐊᕈᑎᑦᓴᓂᑦ ᐸᕐᓇᐅᑎ ... 20

ᖃᐅᔨᓴᐅᑎᐅᒐᔭᖅᑐᓂᑦ ᐸᕐᓇᐅᑎ ... 20

ᐃᓚᓕᐅᔾᔭᐅᓯᒪᔪᖅ 2: ᒪᓕᒐᓕᕆᔪᑦ ᐊᒻᒪ ᐃᓗᓕᖏᑦ ... 22

ᖁᑭᖅᑖᓗᒻᒥ ᑐᑦᑐᓕᕆᓂᕐᒥᑦ ᐊᐅᓚᑦᓯᔾᔨᑎᑦᓯᓂᑦ ᐸᕐᓇᐅᑎᑦᓴᖅ

1.0 ᑐᕌᒐᒃᓴᐃᑦ

ᑐᕌᒐᓪᓗᐊᑕᐅᔪᖅ ᖁᑭᖅᑖᓗᒻᒥ ᑐᑦᑐᓕᕆᓂᕐᒥᑦ ᐊᐅᓚᑦᓯᔾᔨᑎᑦᓯᓂᑦ ᐸᕐᓇᐅᑎᓕᐅᕐᓂᒃᑯᑦ (BICMP) ᐊᑐᖅᑕᐅᔪᓐᓇᖅᑐᒥᑦ ᐊᑐᐊᓚᓕᐅᕈᒪᓪᓗᑎᒃ ᐊᖑᓇᓱᑦᑕᐅᕙᓐᓂᐊᖏᓐᓄᑦ ᖃᓄᖅ ᐊᒻᒪ ᖃᐅᔨᓴᖅᑕᐅᓗᑎᒃ ᖁᑭᖅᑖᓗᒻᒥ ᑐᑦᑐᐃᑦ (ᑕᕝᕙᓂ ᖁᑭᖅᑖᓗᒻᒥ ᑐᑦᑐᐃᑦ). ᐊᐅᓚᑦᓯᔾᔨᑎᑦᓯᓂᑦ ᐊᑐᓕᖁᔨᔾᔨᑎᐅᓯᒪᔪᑦ ᐃᓗᐊᓂ ᐸᕐᓇᐅᑎᓕᐊᑉ ᐊᑐᖅᑕᐅᖁᔭᐅᓯᒪᔪᑦ ᑐᑦᑐᐃᑦ ᐃᓚᕙᓪᓕᐊᖁᔭᐅᓗᑎᒃ ᐃᓂᒥᕙᑦᑕᖏᑦ ᐱᐅᓯᒃᑲᓂᖅᐸᑕ. ᖃᓄᑎᒥ ᑐᑦᑐᐃᑦ ᐃᓚᕙᓪᓕᐊᓂᐊᕐᓂᖏᑦ ᒪᓕᒃᓂᐊᖅᑐᑦ ᖃᑦᓯᑦ ᐊᖑᓇᓱᑦᑕᐅᕙᓐᓂᐊᕐᒪᖔᑕ, ᐃᓅᕙᓐᓂᐊᕐᒪᖔᑕ, ᐃᓂᒋᔭᖏᑕ ᐊᑐᐃᓐᓇᐅᓂᖏᓐᓄᑦ, ᐅᐸᑉᐸᑦᑕᖏᑕ ᖃᓄᐃᑑᓂᖓ, ᐋᓐᓂᐊᖃᕐᐸᓐᓂᖏᓐᓄᑦ, ᓂᕿᑐᖅᐸᑦᑐᓄᑦ ᐱᔭᐅᕙᓐᓂᖏᑦ ᐊᒻᒪ ᓯᓚᕈᖦᒪᓇᓕᒥᑦ ᐱᔾᔨᑎᖃᕐᓗᑎᒃ ᓲᕐᓗ ᓂᓚᐅᓗᐊᓕᖅᑎᓪᓗᒍ ᓄᓇ. ᐃᓚᕙᓪᓕᐊᒐᔭᖅᑐᑦ ᐊᑦᓯᓪᓕᕙᑦᑎᓪᓗᒋᑦ ᖁᑦᓯᓪᓕᕙᑦᑎᓪᓗᒋᓪᓗ ᐱᑐᐃᓐᓇᕆᐊᓖᑦ ᐊᕐᕌᒍᓂ ᐊᒥᓱᓕᓐᓂ ᐊᕐᕌᒍᒐᓴᕐᔪᐊᓄᑦ ᐊᑐᖅᑕᐅᕙᓪᓕᐊᓗᑎᒃ. ᑕᒪᓐᓇ ᐊᓯᔾᔨᑦᑕᕐᓂᖅ ᑭᖑᕙᖅᑎᑕᐅᔪᓐᓇᕐᒥᔪᖅ ᐅᕝᕙᓘᓐᓃᑦ ᐊᕝᕚᖅᑕᐅᓗᓂ ᐊᑦᓱᕉᓴᓐᓂᒃᑯᑦ ᐱᔾᔨᑎᕆᓪᓗᒋᑦ ᐅᖃᐅᓯᐅᓯᒪᔪᑦ ᐱᔾᔨᑎᐅᔪᓐᓇᖅᑐᑦ ᐊᒻᒪ ᐊᖑᓇᓱᑦᑕᐅᖃᑦᑕᕐᓂᖏᑦ ᐊᒥᓲᓗᐊᖅᑐᑦ. ᒥᑭᓪᓕᑎᓇᓗᑕ ᐅᓗᓇᐊᓇᕈᓐᓇᖅᑐᓂᑦ ᐊᑦᑐᐊᔪᓂᑦ ᐊᖑᓇᓱᓐᓂᕐᒧᑦ ᐱᐅᓯᑎᑦᓯᒥᐊᕈᓐᓇᖅᑰᖅᑐᒍᑦ ᑐᑦᑐᐃᑦ ᐃᓚᕙᓪᓕᐊᒐᔭᕐᓂᖏᓐᓂᑦ ᐊᒻᒪ ᐊᓯᔾᔨᑕᑦᓯᔪᐊᕐᓗᑎᒃ ᑕᐃᒪᐃᒥᐊᖃᕐᓂᕐᒥᓂᒃ ᐊᑐᕐᓗᑎᒃ. ᐊᐅᓚᑦᓯᐊᕈᒪᓂᐊᕈᑦᑎᒍ ᐊᖑᓇᓱᓐᓂᖅ ᑲᔪᓯᑦᓯᐊᕐᓗᓂ ᒫᓐᓇᓂᓴᕐᓂᒃ ᐊᒻᒪ ᓱᓕᔪᓂᒃ ᑐᑭᓯᒋᐊᕈᑎᑦᓴᓂᑦ ᐱᓯᒪᒋᐊᖃᖅᑕᑦ ᖃᓄᐃᓕᖓᓕᕐᓂᖏᓐᓄᑦ ᑐᑦᑐᐃᑦ, ᐃᓂᒋᔭᖏᓐᓂ ᑲᔪᓯᑦᓯᐊᕈᓐᓇᕐᓂᖏᑦ, ᐊᒻᒪ ᖃᓄᐃᓕᖓᓕᕐᓂᖏᓐᓂᑦ ᐊᖑᓇᓱᓐᓂᕐᒨᖓᔪᑦ. ᖁᑭᖅᑖᓗᒻᒥ ᑐᑦᑐᓕᕆᓂᕐᒥᑦ ᐊᐅᓚᑦᓯᔾᔨᑎᑦᓯᓂᑦ ᐸᕐᓇᐅᑎᑦᓴᖅ ᓇᓗᓇᐃᔭᐃᓯᒪᔪᖅ ᐱᓪᓗᐊᑕᖏᓐᓂᑦ ᐃᓗᓕᖏᓐᓂᑦ ᐃᓗᓕᓪᓕᒪᓇᐅᑉ ᐊᖑᓇᓱᓐᓂᕐᒥᑦ ᐊᐅᓚᑦᓯᓂᕐᒥᑦ ᐊᒻᒪ ᖃᐅᔨᓴᖅᑕᓂᕐᒥᑦ ᐱᓕᕆᔾᔨᑎᒥᑦ ᐊᒻᒪ ᐊᑕᐅᓯᕐᒨᖅᒐᓗᐊᖏᑦᑐᓂᑦ ᐊᑐᓕᖁᔨᔾᔨᑎᓕᐅᕐᓯᒪᓪᓗᑎᒃ ᐊᕐᕌᒍᓄᑦ ᖁᓕᓄᑦ (10) ᑐᕋᖓᔪᓂᒃ. ᐃᓚᔭᐅᓯᒪᓕᖅᑐᑦ ᑎᑎᕋᕐᓯᒪᓂᖏᑦ ᐊᐅᓚᔾᔨᐊᕈᑎᓂᑦ ᐸᕐᓇᐅᑎᒥ ᓇᓗᓇᐃᔭᐃᓯᒪᓂᖕᓴᐃᑦ ᖃᐅᔨᓴᖅᑕᓂᕐᒥᑦ ᐊᒻᒪ ᖃᐅᔨᓴᐅᑎᒃᑯᑦ ᐊᑐᓕᖁᔨᔾᔨᑎᓂᑦ ᑐᕋᖓᔪᓂᑦ ᐊᕐᕌᒍᓄᑦ ᑕᓪᓕᒪᓄᑦ (5), ᐊᒻᒪ ᐊᕙᑎᓕᕆᔨᒃᑯᖓᓄᑦ (DOE) ᕿᒥᕐᕈᐊᖅᑕᐅᖃᑦᑕᕙᒃᑐᑎᒃ ᐊᕐᕌᒍᑕᒫᖅ ᐊᒻᒪ ᐊᓯᔾᔨᖅᑕᐅᕙᓪᓗᑎᒃ ᑎᑎᕋᕐᓯᒪᓂᖏᑦ ᐊᓯᔾᔨᓇᐊᖃᓕᕋᐃᐸᑕ (ᐃᓚᓕᐅᔾᔨᓯᒪᔪᖅ 1). ᖁᑭᖅᑖᓗᒻᒥ ᑐᑦᑐᓕᕆᓂᕐᒥᑦ ᐊᐅᓚᑦᓯᔾᔨᑎᑦᓯᓂᑦ ᐸᕐᓇᐅᑎᑦᓴᖅ ᓴᓇᔭᐅᓯᒪᖕᖏᑦᑐᖅ ᐃᓱᒪᒋᔭᐅᒃᑯᓪᓗᒋᑦ ᐃᓅᓐᓇᖏᓐᓂᑦ ᑕᑯᒥᐊᕈᑎᐅᓂᐊᕐᓗᑎᒃ ᖁᑭᖅᑖᓗᒻᒥᑦ ᑐᑦᑐᐃᑦ ᐱᓪᓗᒋᑦ ᑐᓴᐅᒪᑎᑦᓯᒋᐊᕈᑎᓂᑦ, ᖃᐅᔨᓴᐅᑎᓂᑦ ᐅᕝᕙᓘᓐᓃᑦ ᐆᒪᔪᓕᕆᔪᑦ, ᑕᒪᒃᑯᐊᓕ ᐃᓅᓇᑎᒃ ᑕᑯᔭᐅᔪᓐᓇᖅᑐᑦ ᐅᖃᓕᒫᒐᓂ ᐅᖃᐅᓯᐅᓯᒪᔪᓂ ᐅᑯᓇᓂ ᑎᑎᖅᑲᐃᑦ ᐃᓚᖏᓐᓂ. ᒪᓕᒐᑎᒎᖓᔪᑦ ᐸᕐᓇᐅᑎᒥ ᐊᒻᒪ ᖃᓄᖅ ᐊᑦᑐᐊᓂᒃᑲᓐᓂᖏᑦ ᓄᓇᕗᒻᒥ ᓄᓇᑖᕐᓂᒃᑯᑦ ᐊᖏᕈᑎᒥᑦ ᑕᑯᔭᐅᔪᓐᓇᖅᑐᑦ ᐃᓚᓕᐅᔾᔨᓯᒪᔪᒥ 2−ᒥ. ᐃᓂᒋᔭᐅᕙᑦᑐᑦ ᐊᕙᑎᖏᑦ ᐸᕐᓇᐅᑎᒦᑦᑐᑦ ᑕᑯᑦᓴᐅᑎᑕᐅᔪᑦ ᓇᓗᓇᐃᒃᑯᑕᒥ 1.

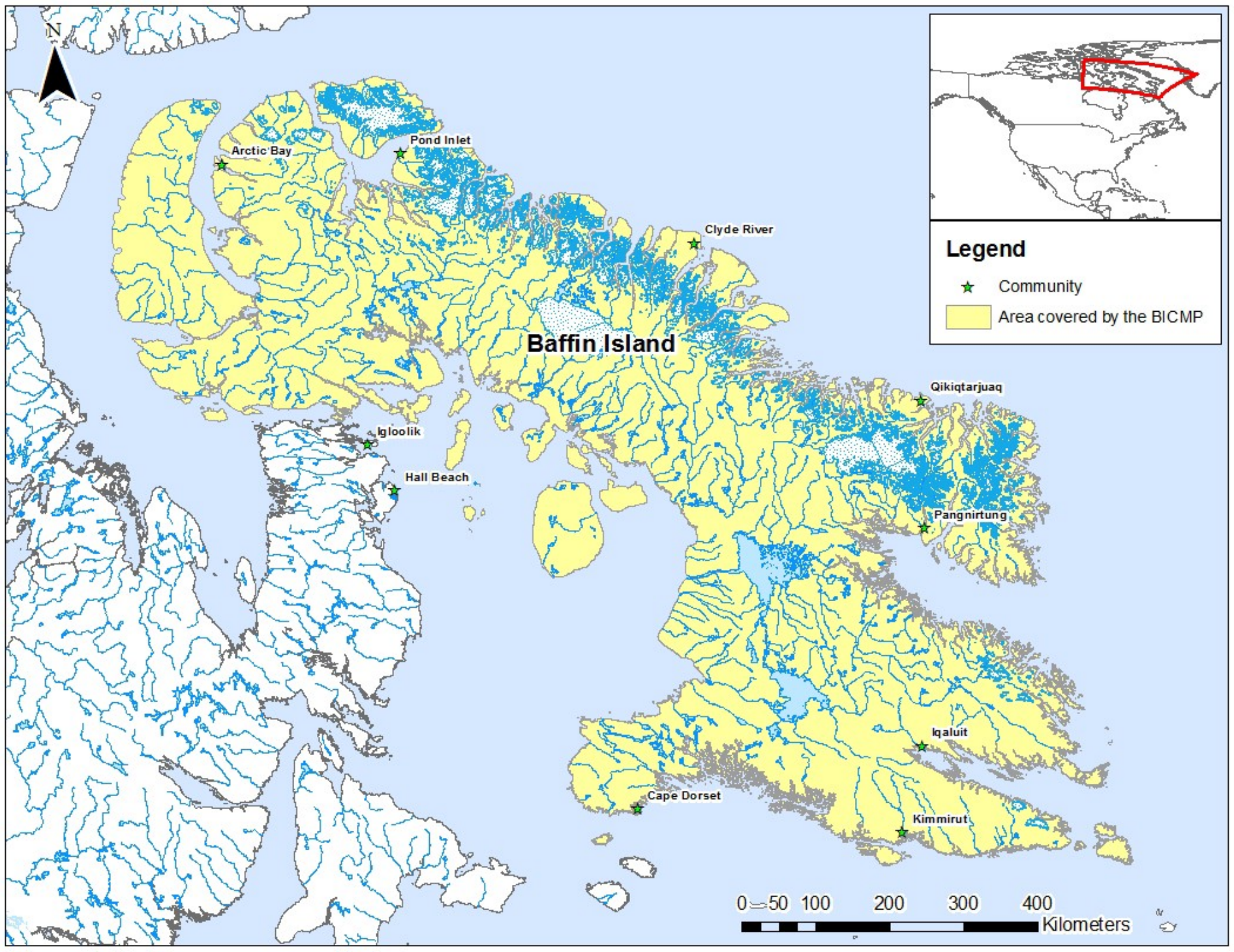

ᓇᓗᓇᐃᒃᑯᑕᖅ 1. ᐊᕙᑎ ᐃᓗᐊᓃᑦᑐᖅ ᖁᑭᖅᑖᓗᒻᒥ ᑐᑦᑐᓕᕆᓂᕐᒥᑦ ᐊᐅᓚᑦᓯᔾᔨᑎᑦᓯᓂᑦ ᐸᕐᓇᐅᑎᑦᓴᐅᑉ. ᐆᒪᔪᓕᒫᑦ ᑕᕝᕙᓃᑦᑐᑦ ᐊᕙᑎᒥ ᐃᓱᒪᒋᔭᐅᔪᑦ ᖁᑭᖅᑖᓗᒻᒥ ᑐᑦᑑᓂᖏᓐᓄᑦ ᐊᒻᒪ ᐃᓘᓐᓇᑎᒃ ᐊᖑᓇᓱᓐᓂᕐᒥᑦ ᐊᐅᓚᑦᓯᔾᔨᑎᐅᔪᑦ ᐊᒻᒪ ᖃᐅᔨᓴᖅᑕᖁᔭᐅᔪᑦ ᐊᑐᓕᖁᔨᔾᔨᑎᓕᐅᕈᑎᐅᔪᑦ ᑕᕝᕙᓂ ᐃᓗᐊᓃᓐᓂᖅᑕᐅᔪᑦ ᑭᓪᓕᓕᐅᕈᑎᐅᓯᒪᔪᑦ.

2.0 ᐃᓚᐅᔪᑦ

ᕿᑭᖅᑖᓗᒻᒥ ᑐᑦᑐᓕᕆᓂᕐᒥᑦ ᐊᐅᓚᑦᓯᔾᔪᑎᑦᓴᓂᑦ ᐸᕐᓇᐅᑎᑦᓴᖅ ᐊᑦᑐᐃᔾᔪᑎᓖᑦ ᓄᓇᕗᒻᒥᐅᓕᒫᒥᓂᑦ; ᑭᓯᐊᓂᓕ, ᐃᓄᐃᑦ ᐊᖑᓇᓯᑦᑏᑦ ᖁᓕᓂᑦ (10) ᓄᓇᓕᓐᓂᑦ ᑐᑦᑐᒐᓱᑉᐸᑦᑐᓂᒃ ᕿᑭᖅᑖᓗᒻᒥ (ᐃᖃᓗᐃᑦ, ᑭᒻᒥᕈᑦ, ᑭᙵᐃᑦ, ᐸᓐᓂᖅᑑᖅ, ᕿᑭᖅᑕᕐᔪᐊᖅ, ᑲᖏᖅᖢᒑᐱᒃ, ᒥᑦᑎᒪᑕᓕᒃ, ᐃᑉᐱᐊᕐᔪᒃ, ᐃᒡᓗᓕᒃ ᐊᒻᒪ ᓴᓂᕋᔭᒃ) ᐊᑦᑐᖅᑕᐅᓂᖅᐹᖑᓂᐊᖅᑐᑦ. ᑲᑐᔾᔨᓂᒃᑯᑦ ᐊᐅᓚᑦᓯᔩᑦ ᑲᑐᔾᔨᖃᑎᒌᑦ ᐃᑲᔪᕐᓂᐊᖅᑐᑦ ᐱᕚᓕᐊᑎᑕᐅᓂᖓᓄᑦ ᐊᒻᒪ ᐱᒋᐊᖅᑎᑕᐅᓂᖓᓄᑦ ᕿᑭᖅᑖᓗᒻᒥ ᑐᑦᑐᓕᕆᓂᕐᒥᑦ ᐊᐅᓚᑦᓯᔾᔪᑎᑦᓴᓂᑦ ᐸᕐᓇᐅᑎᑦᓴᐅᑉ ᐱᖃᓯᐅᑦᑐᑦ ᓄᓇᕗᒻᒥ ᒐᕙᒪᒃᑯᑦ ᐊᕙᑎᓕᕆᔨᒃᑯᑦ, ᕿᑭᖅᑖᓗᒻᒥ ᐊᖑᓇᓯᑦᑏᑦ ᒥᑭᒋᐊᕐᓂᐊᖅᑏᓪᓗ ᑲᑐᔾᔨᖃᑎᒌᖏᑦ (HTOs), ᕿᑭᖅᑖᓗᒃ ᐆᒪᔪᓕᕆᔨᒃᑯᑦ ᑲᑎᒪᔨᖏᑦ (QWB), ᓄᓇᕗᑦ ᑐᙵᕕᒃᑯᑦ (NTI), ᓄᓇᕗᒻᒥ ᐆᒪᔪᓕᕆᔨᒃᑯᑦ ᑲᑎᒪᔨᖏᑦ (NWMB), ᐊᒻᒪ ᒥᕐᖑᐃᖅᓯᓕᕆᕕᒃᑯᑦ ᑲᓇᑕᒥ (PC). ᐊᐅᓚᑕᐅᓂᖏᑦ ᕿᑭᖅᑖᓗᒻᒥ ᑐᑦᑐᐃᑦ ᑲᔪᓯᑦᓯᐊᑐᒻᒪᕆᐅᒐᔭᖅᑐᑦ ᑲᑐᔾᔨᓂᒃᑯᑦ ᐊᐅᓚᑦᓯᔩᑦ ᐱᓕᕆᖃᑎᒌᒃᑯᑎᒃ ᑲᑐᔾᔨᖃᑎᒌᓪᓗᑎᒃ ᓇᓗᓇᐃᖅᓯᒪᖁᓪᓗᒋᑦ ᑲᔪᓯᑦᓯᐊᕐᓂᐊᕐᓂᖏᑦ ᕿᑭᖅᑖᓗᒻᒥ ᑐᑦᑐᐃᑦ.

ᓄᓇᕗᒻᒥ, ᓄᓇᕗᒻᒥ ᐆᒪᔪᓕᕆᔨᒃᑯᑦ ᑲᑎᒪᔨᖏᑦ ᐱᓕᕆᔾᔪᑎᒻᒪᕆᐅᔪᑦ ᑐᑦᑐᓂᑦ ᐊᐅᓚᑦᓯᓂᒃᑯᑦ, ᒪᓕᑦᑐᑎᒃ ᐱᔪᓐᓇᐅᑎᖃᖅᑎᒻᒪᕆᒻᒥᑦ ᒥᓂᔅᑕᖕᒐᓐᓂᑦ ᐊᕙᑎᓕᕆᔨᒃᑯᑦ. ᓄᓇᕗᒻᒥ ᐆᒪᔪᓕᕆᔨᒃᑯᑦ ᑲᑎᒪᔨᖏᑦ ᐱᓕᕆᕝᕕᐅᒻᒪᑕ ᑭᒃᑯᑐᐃᓐᓇᕐᓄᑦ ᒐᕙᒪᓕᕆᔨᓄᑦ ᐱᖃᓯᐅᑎᓯᒪᓪᓗᑎᒃ ᑭᒡᒐᖅᑐᐃᔨᐅᔪᑦ ᑎᒃᑯᐊᖅᑕᐅᕙᑦᑐᑎᒃ ᓇᓗᓇᐃᖅᑕᐅᓯᒪᔪᓄᑦ ᐃᓄᐃᑦ ᑲᑐᔾᔨᖃᑎᒌᖏᓐᓄᑦ (DIO) ᐊᒻᒪ ᐊᑑᑎᓕᓐᓄᑦ ᒐᕙᒪᒃᑯᓐᓄᑦ ᐱᓕᕆᔨᓄᑦ. ᓄᓇᕗᒻᒥ ᐆᒪᔪᓕᕆᔨᒃᑯᑦ ᑲᑎᒪᔨᖏᑦ ᑭᒃᑯᑐᐃᓐᓇᕐᓂᒃ ᐃᓄᓕᒫᖅᑎᑦᓯᕙᑦᑐᑦ ᑐᓴᕈᒪᓪᓗᑎᒃ ᐃᓱᒪᒋᔭᐅᔪᓂᒃ ᐊᒻᒪ ᐱᔭᕐᓴᓕᐅᕈᑎᒥᓂᐊᕈᒪᓪᓗᒋᑦ ᐱᔾᔪᑎᓕᓐᓂᑦ ᑐᑦᑐᓂᒃ ᐊᐅᓚᑦᓯᔾᔪᑎᑦᓴᓂᒃ ᒪᓕᓪᓗᒋᑦ ᑐᑭᓯᒋᐊᕈᑎᐅᔪᑦ ᐊᑐᐃᓐᓇᐅᑎᑕᐅᓯᒪᔪᑦ ᐊᕙᑎᓕᕆᔨᒃᑯᓐᓂᑦ, ᐊᖑᓇᓯᑦᑏᑦ ᒥᑭᒋᐊᕐᓂᐊᖅᑏᓪᓗ ᑲᑐᔾᔨᖃᑎᒌᖏᓐᓂᑦ, ᕿᑭᖅᑖᓗᒃ ᐆᒪᔪᓕᕆᔨᒃᑯᑦ ᑲᑎᒪᔨᖏᑦ, ᓄᓇᕗᑦ ᑐᙵᕕᒃᑯᓐᓂᒃ ᐊᒻᒪ ᒥᕐᖑᐃᖅᓯᓕᕆᕕᒃᑯᑦ ᑲᓇᑕᒥ. ᑕᒪᒃᑯᐊ ᐱᔭᕐᓴᓕᐅᕈᑎᑦᓴᑦ ᐊᖏᖅᑕᐅᒋᐊᖃᓕᖅᐸᑦᑐᑦ ᒥᓂᔅᑕᖕᒐᓐᓂᑦ ᐊᕙᑎᓕᕆᔨᒃᑯᑦ ᐊᑐᓕᖅᑎᑕᐅᖁᓪᓗᒋᑦ.

ᐊᕙᑎᓕᕆᔨᒃᑯᑦ ᒪᓕᒐᑎᒍᑦ ᐱᓕᕆᐊᑦᓴᖃᖅᑎᑕᐅᓯᒪᔪᑦ ᐊᐅᓚᑦᓯᔨᐅᖁᔭᐅᓗᑎᒃ ᑐᑦᑐᓂᒃ ᓄᓇᕗᒻᒥ. ᐱᖃᓯᐅᑎᓯᒪᔪᑦ ᓄᐊᑦᓯᓂᖅ ᓱᓇᑐᐃᓐᓇᕐᓂᑦ ᖃᐅᔨᓴᖅᑎᓄᑦ ᖃᐅᔨᓴᕐᓂᕐᓂᒃ ᐊᒻᒪ ᐃᓄᐃᑦ ᖃᐅᔨᒪᔭᑐᖃᖏᑦ (IQ) ᐊᑐᖅᑕᐅᓗᑎᒃ, ᑐᑦᑐᓂᒃ ᐊᐅᓚᑦᓯᔾᔪᑎᑦᓴᓂᑦ ᐸᕐᓇᐅᑎᓕᐅᖁᔭᐅᓗᑎᒃ, ᐊᒻᒪ ᓇᓗᓇᐃᖅᓯᒪᖁᔭᐅᓗᑎᒃ ᒪᓕᒐᕐᓂᒃ ᐊᒻᒪ ᒪᓕᒋᐊᓕᓐᓂᒃ ᒪᓕᑦᑕᐅᓕᕐᓗᐊᕐᒪᖔᑕ ᐊᖑᓇᓐᓂᕐᒨᖓᔪᓂᑦ ᐱᑐᐃᓐᓇᐅᖏᔾᔪᑎᐅᔪᓂᒃ ᐃᓕᓐᓂᐊᖅᑐᓕᕆᓂᒃᑯᑦ ᐊᒻᒪ ᐊᑐᖅᑎᓯᓂᒃᑯᑦ. ᐊᕙᑎᓕᕆᔨᒃᑯᑦ ᐊᑐᖅᑕᐅᓯᒪᔪᓂᒃ ᑐᑭᓯᒋᐊᕈᑎᖃᖅᐸᑦᑐᑦ ᓄᓇᒥᐅᑕᓂᑦ ᐆᒪᔪᓂᒃ ᐊᔾᔨᒌᖏᑦᑐᓂᒃ ᓄᓇᕗᒻᒥ ᐊᒻᒪ ᐊᑐᓕᖁᔨᔾᔪᑎᓕᐅᖅᐸᑦᑐᑦ ᓄᓇᕗᒻᒥ ᐆᒪᔪᓕᕆᔨᒃᑯᑦ ᑲᑎᒪᔨᖏᓐᓄᑦ, ᑖᒃᑯᐊᓕ ᐋᖅᑭᓱᐃᓕᖅᐸᑦᑐᑦ ᐊᐅᓚᑦᓯᔾᔪᑎᑦᓴᓂᑦ.

ᐊᖑᓇᓯᑦᑏᑦ ᒥᑭᒋᐊᕐᓂᐊᖅᑏᓪᓗ ᑲᑐᔾᔨᖃᑎᒌᖏᑦ ᑭᒡᒐᖅᑐᐃᔭᐅᔪᑦ ᐊᖑᓇᓯᑦᑎᓂᑦ ᐊᑐᓂ ᓄᓇᓕᓐᓂ ᕿᑭᖅᑖᓗᒻᒥ ᐊᒻᒪ ᐱᐅᕐᓯᐊᓂᕐᒨᖓᔪᓂᑦ ᐊᒻᒪ ᐊᐅᓚᑦᓯᓂᕐᒨᖓᔪᓂᑦ ᐅᖃᐅᓯᖃᖅᐸᑦᑐᑎᒃ ᐊᖅᑯᑎᒋᓪᓗᒋᑦ ᕿᑭᖅᑖᓗᒃ ᐆᒪᔪᓕᕆᔨᒃᑯᑦ ᑲᑎᒪᔨᖏᑦ ᐊᒻᒪ ᓄᓇᕗᒻᒥ ᐆᒪᔪᓕᕆᔨᒃᑯᑦ ᑲᑎᒪᔨᖏᑕ ᑭᒃᑯᑐᐃᓐᓇᐃᑦ ᐃᓱᒪᒃᓴᖅᓯᐅᕈᑎᖏᑦ ᑐᓴᖅᑕᐅᕙᑦᑐᑎᒃ.

ᕿᑭᖅᑖᓗᒃ ᐆᒪᔪᓕᕆᔨᒃᑯᑦ ᐱᓕᕆᖃᑎᖃᖅᐸᑦᑐᑦ ᐊᖑᓇᓯᑦᑏᑦ ᒥᑭᒋᐊᕐᓂᐊᖅᑏᓪᓗ ᑲᑐᔾᔨᖃᑎᒌᓂᑦ ᐊᖑᓇᓯᑦᑐᓕᕆᓂᕐᒨᖓᔪᓂᑦ ᐊᒻᒪ ᐱᑐᐃᓐᓇᐅᖏᔾᔪᑎᓂᑦ ᐱᔾᔪᑎᖃᖅᑐᑦ ᐊᒻᒪ ᖃᓄᐃᓪᓗᐊᖅᑐᓂᑦ ᐊᖑᓇᓱᒍᓐᓇᖅᑐᓄᑦᓯᖅ ᐊᖅᑭᑦᓱᐃᕙᑦᑐᑦ ᕿᑭᖅᑖᓗᒥᐅᑕᐃᑦ. ᕿᑭᖅᑖᓗᒃ ᐆᒪᔪᓕᕆᔨᒃᑯᑦ ᑲᑎᒪᔨᖏᑦ ᐅᖃᐅᓯᖃᖅᐸᒃᐸᑦᑕ ᐃᓄᐃᑦ ᖃᐅᔨᒪᔭᑐᖃᖏᓐᓂᑦ ᓄᓇᕗᒻᒥ ᐆᒪᔪᓕᕆᔨᒃᑯᑦ ᑲᑎᒪᔨᖏᓐᓄᑦ ᑐᑦᑐᓂᑦ ᐊᐅᓚᑦᓯᔾᔪᑎᓕᕆᓂᕐᒥᑦ.

ᓄᓇᕗᑦ ᑐᙵᕕᒃ ᑎᒥᖁᑎᖓᑦ ᓇᓗᓇᐃᖅᓯᒪᕙᑦᑐᑦ ᐅᐸᓗᖓᐃᔭᐅᑎᐅᕙᑦᑐᓕᒫᑦ ᒪᓕᒃᑲᓗᐊᕐᒪᖔᑕ ᓄᓇᕗᒻᒥ ᓄᓇᑖᕐᓂᒃᑯᑦ ᐊᖏᕈᑎᒥ ᑎᑎᕐᓯᒪᔪᓂᒃ. ᐃᓄᐃᑦ ᐊᖑᓇᓱᒍᓐᓇᐅᑎᖏᑦ ᑎᑎᕐᓯᒪᔪᑦ ᓄᓇᕗᒻᒥ ᓄᓇᑖᕐᓂᒃᑯᑦ ᐊᖏᕈᑎᒥ ᐊᒻᒪ ᐊᑎᖅᑲᖅᑕᐅᔪᑦ ᑎᒍᒥᐊᖅᐸᑦᑐᑦ ᑭᖑᓕᖅᐹᓂᑦ ᐊᖑᓇᓱᒍᓐᓇᐅᑎᓂᑦ ᐱᐅᕐᓯᐊᖅᑐᓕᕆᔪᓂᑦ ᐱᑐᐃᓐᓇᐅᖏᔾᔪᑎᓂᑦ ᓴᖅᑭᖅᑐᖅᑲᓚᐅᖏᓐᓂᖓᓂ ᐊᕐᕌᒍᓕᓴᓄᑦ ᒪᑭᒪᑎᑕᐅᑦᓯᐊᖁᓪᓗᒍ ᐊᖑᓇᓱᒍᓐᓇᕐᓂᖅ.

ᒥᕐᖑᐃᖅᓯᕕᓕᕆᔨᖏᑦ ᑲᓇᑕᐅᑉ ᐊᐅᓚᑦᓯᔨᐅᔪᑦ ᑐᑦᑐᓂᑦ ᐃᓗᐊᓃᑦᑐᓂᑦ ᓄᓇᐃᑦ ᑲᓇᑕᒥ ᒥᕐᖑᐃᖅᓯᕕᑦᓴᐃᑦ. ᐱᖃᓯᐅᑎᔪᑦ ᓯᕐᒥᓕᒃ ᐊᒻᒪ ᐊᐅᔪᐃᑦᑐᖅ ᑲᓇᑕᒥ ᒥᕐᖑᐃᖅᓯᕕᒃ ᐱᔾᔪᑎᖃᖅᑐᑎᒃ ᕿᑭᖅᑖᓗᒻᒥ ᑐᑦᑐᓕᕆᓂᕐᒥᑦ ᐊᐅᓚᑦᓯᔾᔪᑎᑦᓴᓂᑦ ᐸᕐᓇᐅᑎᓕᐅᕐᓗᒍ.

ᐊᕙᑎᓕᕆᔨᒃᑯᑦ ᑐᓴᐅᒪᑎᑦᓯᕙᑦᑐᑦ ᐊᖑᓇᓯᑦᑏᑦ ᒥᑭᒋᐊᕐᓂᐊᖅᑏᓪᓗ ᑲᑐᔾᔨᖃᑎᒌᖏᓐᓂᑦ, ᕿᑭᖅᑖᓗᒃ ᐆᒪᔪᓕᕆᔨᒃᑯᑦ ᑲᑎᒪᔨᖏᑦ, ᓄᓇᕗᑦ ᑐᙵᕕᒃᑯᓐᓂᑦ ᐊᒻᒪ ᓄᓇᓕᐅᔪᓂᑦ ᖃᐅᔨᓴᖅᑎᓄᑦ ᐱᓕᕆᐊᑦᓴᖃᖅᑐᓂᑦ ᐅᕙᓘᓐᓃᑦ ᐊᐅᓚᑦᓯᓂᕐᒨᖓᔪᓂᑦ ᐱᓕᕆᐊᖑᓇᔭᖅᑐᓂᑦ.

3.0 ᕿᒥᕐᕈᐊᕐᓃᑦ/ᐅᓪᓗᕐᓯᐅᑏᑦ

ᕿᑭᖅᑖᓗᒻᒥ ᑐᑦᑐᓕᕆᓂᕐᒥᑦ ᐊᐅᓚᑦᓯᔾᔪᑎᑦᓴᓂᑦ ᐸᕐᓇᐅᑎᑦᓴᖅ ᖃᓄᐃᓕᐅᕈᑎᑦᓴᓂᑦ ᐸᕐᓇᐅᑎ (ᐃᓚᓕᐅᔾᔭᐅᓯᒪᔪᖅ 1) ᕿᒥᕐᕈᐊᖅᑕᐅᖃᑦᑕᓛᖅᑐᖅ ᐊᕙᑎᓕᕆᔨᒃᑯᓐᓄᑦ ᖃᖓᑐᐃᓐᓇᒃᑯᑦ ᓄᑖᓂᑦ ᑐᑭᓯᒋᐊᕈᑎᑕᖃᓕᕋᐃᑉᐸᑦ ᑐᓴᐅᒪᑎᑦᓯᔾᔪᑎᐅᔪᓐᓇᖅᑐᓂᒃ ᑐᑦᑐᓂᑦ ᐊᐅᓚᑦᓯᔾᔪᑎᓕᕆᔨᓂᑦ. ᐱᖃᓯᐅᑎᔪᑦ ᓄᑖᑦ ᐃᓄᐃᑦ ᖃᐅᔨᒪᔭᑐᖃᖏᑦ ᐅᖃᐅᓯᐅᕙᑦᑐᑦ ᐊᒻᒪᑦᑕᐅᖅ ᓱᓇᑐᐃᓐᓇᖅ ᖃᐅᔨᓴᖅᑎᓄᑦ ᐱᓕᕆᐊᒥᓂᕐᓂᒃ ᐱᔾᔪᑎᓕᓐᓂᑦ ᖃᓄᐃᓕᖓᓕᕐᓂᖏᓐᓂᑦ ᕿᑭᖅᑖᓗᒻᒥ ᑐᑦᑐᐃᑦ, ᑐᑦᑐᓂᑦ ᓇᓗᓇᐃᖅᓯᑦᓯᐊᕈᑎᑦᓴᓂᑦ, ᑐᑦᑐᐃᑦ ᖃᓄᑎᒋ ᐅᖓᓯᑦᑐᒨᕐᐸᓐᓂᖏᒃ/ᐃᓂᒋᔭᖏᓐᓂᑦ ᐊᒻᒪ/ᐅᕙᓘᓐᓃᑦ ᐊᖑᓇᓯᓂᕐᒥᑦ. ᐱᓕᕆᔾᔪᑎᒻᒪᕆᐅᔪᖅ ᕿᑭᖅᑖᓗᒻᒥ ᑐᑦᑐᓕᕆᓂᕐᒥᑦ ᐊᐅᓚᑦᓯᔾᔪᑎᑦᓴᓂᑦ ᐸᕐᓇᐅᑎᑦᓴᖅ ᐅᐸᑦᑕᐅᑲᓐᓂᖅᑕᕐᓂᐊᖅᑐᖅ ᐊᑦᑐᖅᑕᐅᓯᒪᔪᓕᒫᓄᑦ ᐃᓚᒋᔭᐅᔪᓄᑦ ᐱᓕᕆᐊᖑᔪᑦ ᐊᑕᐅᓯᐊᕐᓗᑎᒃ ᐊᕐᕌᒍᐃᑦ ᖁᓕᑦ (10) ᐃᓱᖏᓐᓂ. ᐊᕐᕌᒍᐃᑦ ᖁᓕᑦ (10) ᐋᒐᐃᑉᐸᑕ ᕿᒥᕐᕈᐊᓕᕋᐃᑉᐸᑕ ᐱᖃᓯᐅᔾᔭᐅᓯᒪᕙᓐᓂᐊᖅᑐᑦ ᐅᖃᐅᓯᐅᓯᒪᔪᑦ ᐊᑦᑐᖅᑕᐅᓯᒪᔪᓕᒫᓄᑦ ᐊᒻᒪ ᐱᖃᓯᐅᔾᔭᐅᓯᒪᕙᓪᓗᑎᒃ ᓄᓇᓖᓐᓂᑦ ᐊᒻᒪ ᐱᓕᕆᕝᕕᓐᓂᑦ ᑐᓴᐅᒪᑎᑦᓯᔾᔪᑎᑦᓴᑦ ᐊᑐᖅᑕᐅᒪᔪᑦ. ᐱᔭᕇᖅᑕᐅᓚᐅᖅᑎᓪᓗᒍ ᐅᕙᓘᓐᓃᑦ ᐊᖏᖅᑕᐅᓚᐅᖅᑎᓪᓗᒍ, ᕿᑭᖅᑖᓗᒻᒥ ᑐᑦᑐᓕᕆᓂᕐᒥᑦ ᐊᐅᓚᑦᓯᔾᔪᑎᑦᓴᓂᑦ ᐸᕐᓇᐅᑎᑦᓴᖅ ᑐᓂᔭᐅᓚᐅᖅᑐᖅ ᓄᓇᕗᒻᒥ ᐆᒪᔪᓕᕆᔨᒃᑯᑦ ᑲᑎᒪᔨᖏᓐᓂᑦ ᐃᓱᒪᒃᓴᖅᓯᐅᑎᐅᓯᒪᔪᑦ ᐃᓗᓕᖏᑦ. ᓄᓇᕗᒻᒥ ᐆᒪᔪᓕᕆᔨᒃᑯᑦ ᑲᑎᒪᔨᖏᑦ ᐊᖏᓚᐅᖅᑎᓪᓗᒋᑦ ᐸᕐᓇᐅᑎᖏᑦ ᐱᒋᐊᖅᑎᑕᐅᓇᔭᖅᑐᑦ ᐃᓗᓕᖏᑦ, ᐊᖏᖅᑕᐅᓂᐊᖅᑲᓐᓂᕐᓗᑎᑦᑕᐅᖅ ᒥᓂᔅᑕᖕᒐᓐᓄᑦ ᐊᕙᑎᓕᕆᔨᒃᑯᑦ.

4.0 ᕿᑭᖅᑖᓗᒻᒥ ᑐᑦᑐᐃᑦ

4.1 ᐊᒥᓲᓂᖏᑦ

ᐃᓄᐃᑦ ᖃᐅᔨᒪᔭᑐᖃᖕᖏᑦ ᐊᒻᒪ ᐃᑦᑕᕐᓂᓴᓕᕆᔨᓄᑦ ᐳᐊᕐᕆᔭᖅᑕᐅᓯᒪᔪᑦ ᓯᕗᓪᓕᐊᔾᔪᑎᓚᐅᖅᑕᑦᑕ ᐃᓂᒥᓂᖏᓐᓂᑦ ᐃᓱᒪᓕᐅᕆᓯᒪᔪᑦ ᕿᑭᖅᑖᓗᒻᒥ ᑐᑦᑐᐃᑦ ᐊᖏᔪᑲᓪᓛᓗᒻᒥᑦ ᐊᓯᔾᔨᕐᓯᒪᓂᖏᓐᓂᑦ ᐊᒥᓲᓂᖏᒍᑦ ᐊᕐᕌᒍᓂᖅᑲᐃ 1000–ᖏᓐᓃᑦᑐᓂᑦ (ᔫᕐᒍᓴᓐ 1998; ᓯᑕᓐᑕᓐ 1991). ᐊᓯᔾᔨᑕᖅᑑᔮᖅᐸᑦᑐᑦ ᑐᑦᑐᐃᑦ ᐊᒥᓲᓂᖏᒍᑦ ᐅᐃᔾᔮᖅᑑᔮᖅᑐᑎᒃ, ᐊᓯᔾᔨᐸᑦᑐᑎᒃ ᐊᕐᕌᒍᐃᑦ ᐊᓂᒍᕋᐃᒻᒪᑕ 50-ᓂᑦ 90-ᓄᑦ. ᐱᔪᐊᖕᖑᐊᑎᓪᓗᒋᑦ, ᑐᑦᑐᐃᑦ ᐊᒥᓱᕐᔭᐊᕌᓘᓕᕈᓐᓇᖅᑐᑦ ᖃᑦᔫᓐᓇᐅᓗᐊᖑᐊᖅᑑᔮᓕᖅᐸᑦᑐᑎᒃ ᐱᑕᖃᓗᐊᖅᑎᓐᓇᒍ ᐊᒻᒪ ᖃᑦᔫᓐᓇᐅᑎᓪᓗᒋᑦ (ᑳᒻᐱᐅᓪ ᐊᓯᖏᓪᓗ 2015; ᔫᕐᒍᓴᓐ 1998; ᓯᑕᓐᑕᓐ 1991). ᑕᒪᒃᑯᐊ ᐊᑦᓯᐊᓘᕐᓯᒪᔪᑦ ᐊᓯᔾᔨᐅᑎᐅᓯᒪᔪᑦ ᖃᐅᔨᔭᐅᓯᒪᔪᑦ ᐊᒥᓱᓂ ᐊᓯᖏᓐᓂ ᑐᑦᑐᓂ ᐅᑭᐅᖅᑕᖅᑐᒥ ᓇᒥᑐᐃᓐᓇᖅ (ᔫᕐᒍᓴᓐ 1997; ᒐᓐ 2001; ᒧᐊᕐᓅ ᐊᒻᒪ ᐸᐃᒐᑦ 2000). ᑕᒪᒃᑯᐊ ᐊᑐᖅᑕᐅᓕᖅᐸᑦᑐᑦ ᐃᓱᒪᒋᔭᐅᔪᑦ ᐱᐅᓯᐅᔭᕆᐊᖏᓐᓂᑦ ᐊᒻᒪ ᐱᔾᔪᑎᖃᖅᐸᑦᑐᑦ ᐊᓯᖏᓐᓂᑦ ᑐᑦᑐᓂᒃ ᑲᑎᑦᓯᓚᐃᓚᒥᒃ, ᓂᕿᖏᓐᓄᑦ, ᓂᕿᑐᖅᑐᓄᑦ, ᐊᒻᒪ ᐋᓐᓂᐊᒍᑦ. ᕿᑭᖅᑖᓗᒻᒥᓕ ᐊᒥᓱᐊᓘᖏᒃᑲᓗᐊᕐᒪᑕ ᓂᕿᑐᓲᑦ ᐃᓚᒌᓪᓗ ᐊᒥᓱᕈᓘᓐᓇᕐᓗᑎᒃ, ᐊᒻᒪ ᐃᓱᒪᒋᔭᐅᔪᖅ ᐊᖏᓲᓂᖓᓴᐃᑦ ᐊᓯᔾᔨᑦᓂᓇᕐᑕᑦᑕᖏᑦ ᕿᑭᖅᑖᓗᒻᒥ ᑐᑦᑐᐃᑦ ᐊᒥᓲᓂᓇᕐᑕᑦᑕᖏᒍᑦ ᐱᔾᔪᑎᖃᖅᐸᒻᒪᑕ ᐊᓯᖏᓐᓂᒃ ᑐᑦᑐᓂᒃ ᑲᑎᑦᓯᓚᐃᓚᒥᒃ ᐊᒻᒪ ᐃᓂᒋᔭᖏᓐᓂᑦ. ᑭᖑᓂᐊᒍᑦ, ᐊᒥᒐᓕᖅᐸᓪᓕᐊᓕᕐᓗᑎᒃ ᐊᕙᑎᒥᐅᑕᐃᑦ. ᑭᖑᓂᐊᒍᑦ, ᐊᒥᓱᐊᓗᐃᑦ ᑐᑦᑐᐃᑦ ᓯᕋᐃᓕᖅᐸᑦᑐᑦ ᐅᐸᑉᐸᑦᑕᒥᓂᒃ ᓄᓇᒥᒃ ᐊᒻᒪ ᑐᑦᑐᐃᑦ ᕿᓚᒥᑯᓗᒃ ᓄᖑᑉᐸᓪᓕᐊᑦᓴᐅᑎᕆᐊᖅᑐᑦ ᐅᐸᑉᐸᑦᑕᖏᑦ ᓄᓇᐃᑦ ᐱᐅᓯᒃᑲᓂᓚᐅᖏᓐᓂᖏᓐᓂ ᐊᒻᒪ ᐊᑐᒃᑲᓂᓚᐅᖏᓐᓂᖏᓐᓂ ᑕᒪᑦᓱᒥᖓ (DOE 2015; ᔫᕐᒍᓴᓐ 1997; ᔫᕐᒍᓴᓐ ᐊᒻᒪ ᒪᓯᐊᐃ 2000; ᔫᕐᒍᓴᓐ ᐊᓯᖏᓪᓗ 2001).

ᐊᕕᑉᐸᑦᑕᔫᑦ ᑐᑦᑐᓄᑦ ᐊᑐᖅᑕᐅᕙᑦᑐᑦ ᑎᓴᒪᐃᓕᖓᓪᓗᒋᑦ ᑐᑦᑐᓂᑦ ᐊᐅᓚᑦᓯᔾᔪᑎᓂᑦ ᐱᔾᔪᑎᖃᖅᑐᑎᒃ. ᖃᓄᑎᒥ ᑖᒃᑯᐊ ᐱᓕᕆᐊᕕᐅᕙᓐᓂᖏᑦ ᓇᓚᐅᑦᑖᕐᓯᒪᕙᑦᑐᑦ ᐃᓄᐃᑦ ᖃᐅᔨᒪᔭᑐᖃᖕᖏᓐᓂᒃ ᐊᒻᒪ ᓱᓇᑐᐃᓐᓇᕐᓂᒃ ᖃᐅᔨᓴᐅᑎᓂᒃ ᑭᖑᓪᓕᖅᐹᖑᓚᐅᖅᑐᒥ ᑐᑦᑐᐃᑦ ᐊᑐᓚᐅᖅᑕᖏᓐᓂᑦ (ᔫᕐᒍᓴᓐ ᐊᓯᖏᓪᓗ 1998):

ᐊᐅᐸᖅᑐᒦᑦᑐᑦ:

ᑐᑦᑐᐃᑦ ᐊᒥᓲᓂᖏᑦ ᑲᑦᔫᓐᓇᐅᕉᖑᕙᑦᑐᑦ (<10 ᐳᓴᑐᐃᓐᓇᖏᑦ ᐊᒥᓲᕉᖏᑕ) ᐊᑦᓯᓐᓂᖓ ᐊᑐᖅᑕᐅᑎᓪᓗᒍ. ᑕᒪᓐᓇ ᐊᑐᖅᑕᐅᑎᓪᓗᒍ, ᓄᖑᑉᐸᓪᓕᐊᑐᐃᓐᓇᓇᐊᓖᑦ ᐊᖑᓇᓱᑦᑕᐅᕙᑦᑐᑦ ᐊᒥᓲᓗᐊᖅᐸᑎᓪᓗᒋᑦ ᐃᓚᖏᓐᓂᑦ ᐃᓘᓐᓇᖏᓐᓂᓪᓘᓐᓃᑦ ᕿᑭᖅᑖᓗᒻᒦᑦᑐᓂᑦ. ᐃᓯᐸᓗᐊᓂ ᑕᒪᑦᓯᒪ ᑐᑦᑐᐃᑦ ᓂᓇᓐᓴᕐᓯᐊᕐᕕᑎᔪᓐᓇᖅᑕᖏᑦ ᖃᓂᑦᑐᑦ ᐅᑎᖅᐸᓪᓕᐊᒐᔭᖅᑐᑦ ᐊᒻᒪ ᑐᑦᑐᐃᑦ ᐊᒥᓲᓂᖏᒍᑦ ᐃᓚᕙᓪᓚᐊᓚᕐᓗᑎᒃ ᐊᒥᓲᓂᖏᒍᑦ ᐊᒻᒪ ᓯᐊᒻᒪᓚᐸᓪᓚᐊᓗᑎᒃ. ᖃᓄᑎᒥ ᑐᑦᑐᐃᑦ ᐊᒥᓲᓂᖏᑦ ᐃᓚᕙᓪᓚᐊᒍᓐᓇᕐᓂᖏᑦ ᑕᑎᒋᓴᖅᐸᑦᑐᑦ ᐊᒥᓱᓂᒃ ᐱᔾᔪᑎᐅᔪᓂᒃ ᑭᓯᐊᓂᑦᑕᐅᖅ ᓱᒃᑲᐃᓪᓗᐊᓐᓇᖓᔪᖅ ᐱᔾᔪᑎᐅᓗᑎᒃ ᐊᖑᓇᓱᑦᑕᐅᕙᓐᓂᖏᑦ ᖃᓄᖅ. ᒫᓐᓇᓕ ᐊᐅᐸᖅᑐᒦᑦᑐᒍᑦ (2019). ᑭᖑᓪᓕᖅᐹᒥ ᐊᐅᐸᖅᑐᒦᑦᑎᓪᓗᒋᑦ ᐊᑐᖅᑕᐅᓚᐅᖅᑐᖅ ᐊᕐᕌᒍᓄᑦ 25-ᓂᑦ 30-ᓄᑦ ᐊᑯᓐᓂᖏᓐᓂ ᐊᕐᕌᒍᐃᑦ 1935-1965 (ᔫᕐᒍᓴᓐ 2005).

ᖁᖅᓱᖅᑐᒦᑦᑐᑦ:

ᑐᑦᑐᐃᑦ ᐊᒥᓲᓂᖏᑦ ᐊᒻᒪ ᐅᐸᑉᐸᑦᑕᖏᑦ ᐅᖓᓯᓐᓂᖏᑦ ᐊᖏᓪᓕᕆᐊᖅᐸᑦᑐᑦ ᐃᓚᕙᓪᓚᐊᓂᖅ ᐊᑐᖅᑕᐅᓕᕋᐃᒻᒪᑦ. ᑕᒪᓐᓇ ᐃᓱᓕᐸᓗᓕᕋᐃᒻᒪᑦ ᐃᓚᕙᓪᓚᐊᒍᓐᓇᖅᑐᑦ ᐊᑦᓯᑲᓪᓚᒃ. ᐊᑦᓯᑲᓪᓚᒃ ᐊᖑᓇᓯᐸᑉᐸᑕ ᖁᖅᓱᖅᑐᒦᑦᑎᓪᓗᒋᑦ ᐊᒥᓱᓂᒃ ᐃᓚᕙᓪᓚᐊᒍᓐᓇᕐᓂᖏᑦ ᑕᒪᑦᓱᒥᖓ ᐊᑐᖅᑎᓪᓗᒋᑦ ᓱᑲᐃᓪᓗᐊᓐᓇᖓᔪᖅ ᐊᒻᒪ ᑭᖑᕙᖅᑎᑕᐅᓗᓂ. ᑭᖑᓪᓕᖅᐹᒥ ᖁᖅᓱᖅᑐᒥᑦ ᐊᑐᖅᑎᓪᓗᒋᑦ ᐊᑐᓚᐅᖅᑐᑦ ᐊᕐᕌᒍᓄᑦ 25-ᓂᑦ 30-ᓄᑦ ᐊᑯᓐᓂᖏᓐᓂ ᐊᕐᕌᒍᐃᑦ 1965-1990 (ᔫᕐᒍᓴᓐ 2005).

ᑐᖑᔪᐊᖓᔩᑦᑐᑦ:

ᑐᑦᑐᐃᑦ ᐊᒥᓲᓂᖅᐹᖑᕙᑦᑐᑦ ᑕᒫᓂ ᐊᒻᒪ ᓄᖑᑉᐸᓪᓕᐊᓕᖅᐸᑦᑐᑎᒃ ᖁᑦᓯᑦᑐᒦᑦᑎᓪᓗᒋᑦ. ᑭᖑᓪᓕᖅᐹᒥ ᑐᖑᔪᐊᖓᔩᓚᐅᖅᑐᑦ ᐊᕐᕌᒍᓄᑦ ᖁᓕᓄᑦ (10) ᐊᑯᓐᓂᖏᓐᓂ 1990 ᐊᒻᒪ 2000 ᐊᕐᕌᒍᐃᑦ (ᑳᒻᐱᐅᓪ ᐊᓯᖏᓪᓗ 2015; ᔫᕐᒍᓴᓐ 2005). ᑕᒪᓐᓇ ᐊᑐᖅᑕᐅᑎᓪᓗᒍ ᐊᒥᓲᓗᐊᓕᕋᐃᒻᒪᑕ ᓂᓇᓴᔅᑲᕿᓐᓃᑉᐸᑦᑐᑦ ᐃᓚᖏᑦ. ᑐᑦᑐᐃᑦ ᐊᒥᓲᑎᓪᓗᒋᑦ ᐊᒻᒪ ᐊᑯᓂᑲᓪᓚᒃ ᓈᓴᐅᑎᒍᑦ ᑕᐃᒪᐃᓕᖓᑐᐃᓐᓇᖅᐸᑕ, ᐊᑯᓂᐅᓂᖅᓴᖅ ᐅᑎᕋᕐᑲᔭᖅᑐᑦ ᓄᓇᒥ ᐱᕈᕋᓯᓐᓂᖏᓐᓂ ᓂᕿᑭᔭᐅᕙᑦᑐᑦ ᐊᐅᐸᖅᑐᒦᓕᖅᑎᓪᓗᒋᑦ. ᑕᒪᓐᓇ ᐊᑐᖅᑕᐅᑎᓪᓗᒍ, ᐊᒥᓲᓗᐊᖅᑐᑦ ᐊᖑᓇᓱᑦᑕᐅᖃᑦᑕᖅᐸᑕ ᐊᑯᓂᐅᓂᖅᓴᖅ ᐊᒥᓯᑭᒃᑲᓂᖅᓴᓯᑐᐃᓐᓇᓇᐊᓖᑦ ᑭᖑᓕᕐᒧᑦ ᐃᓚᕙᓪᓚᐊᓂᕐᒧᑦ ᐊᒻᒪ ᖁᑦᓯᓐᓂᕐᒧᑦ ᐊᑐᖅᑕᐅᓕᕋᔭᖅᑐᒍᑦ.

ᐊᐅᐸᔾᑐᒦᑦᑐᑦ:

ᑐᑦᑐᐃᑦ ᐊᒥᓲᓚᐅᖅᑐᑎᒃ ᓄᖑᑉᐸᓪᓕᐊᕙᑦᑐᑦ ᓯᑲᑦᑐᒥᒃ ᓄᖑᑉᐸᓪᓕᐊᓂᕐᒥᑦ ᐊᑐᖅᑎᓪᓗᒋᑦ. ᓄᕋᑖᓗᐊᖅᐸᓚᑎᒃ ᐱᕙᑦᑐᑦ ᐊᒻᒪ ᐱᑐᖃᐅᓂᕐᒥᑦ ᐊᓂᒍᐃᔪᓐᓇᕐᓂ. ᑭᖑᓪᓕᖅᐹᒥ ᐊᐅᐸᔾᑐᒦᓚᐅᖅᑐᑦ ᐊᕐᕌᒍᓄᑦ ᖁᓕᓂᑦ (10) 15-ᓄᑦ ᐊᑯᓐᓂᖏᓐᓂ 2000 ᐊᒻᒪ 2010. ᐊᖑᓇᓯᐸᑦᑐᑦ ᑕᒪᓐᓇ ᐊᑐᖅᑕᐅᓕᕆᐊᖅᑎᓪᓗᒍ ᑐᐊᕕᖅᑎᑦᓯᒐᔭᖅᑐᑦ ᓄᖑᑉᐸᓪᓕᐊᔪᓂᒃ ᐊᒻᒪ ᓄᖑᑕᐅᒐᔭᖅᑐᑦ ᐆᒪᔪᐃᑦ ᐃᓚᖏᓐᓂᑦ ᓄᓇᓂᒃ ᐊᕙᑎᓂᒃ ᑐᑦᑐᐃᑦ ᐊᐅᐸᖅᑐᒨᖅᐸᓪᓕᐊᓕᖅᑎᓪᓗᒋᑦ.

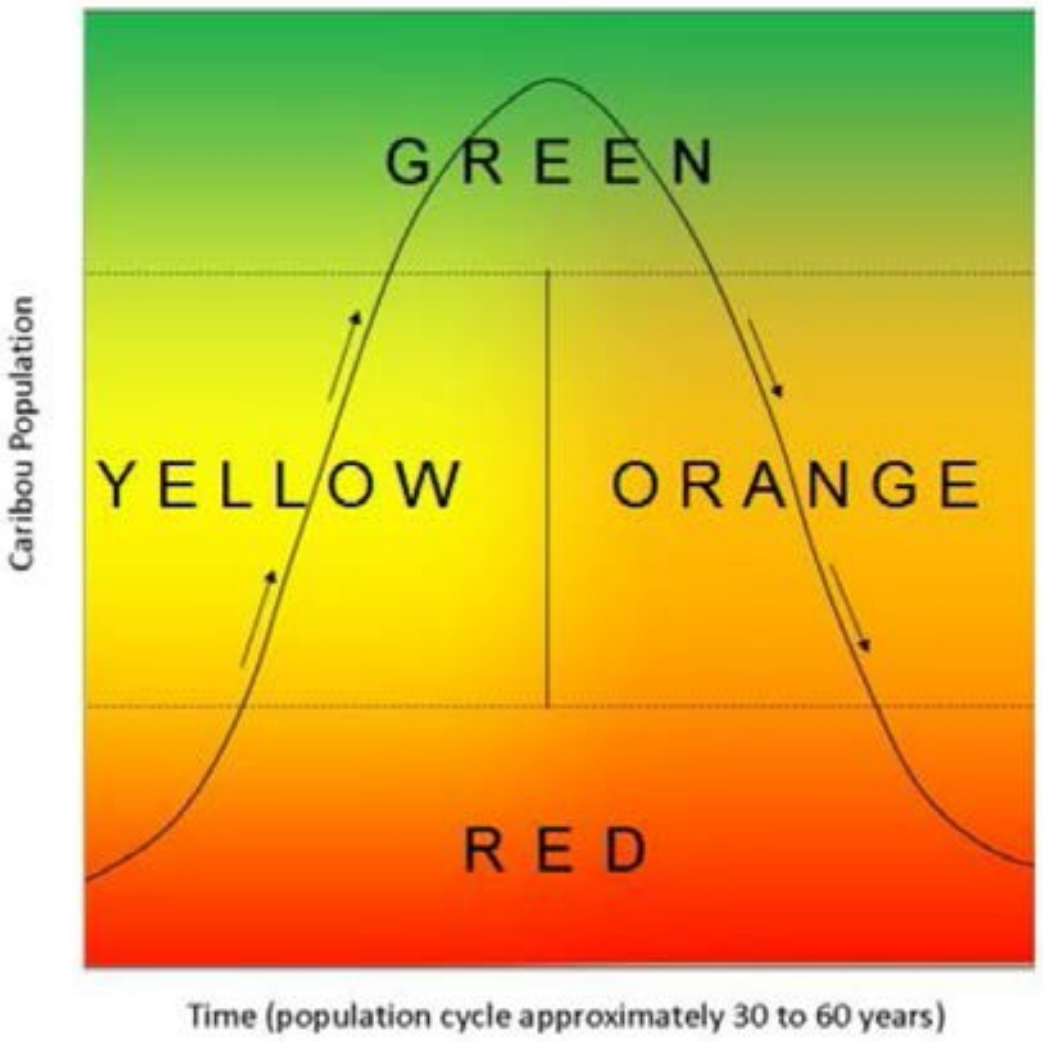

ᓇᓄᓇᐃᒃᑯᑕᖅ 2. ᖃᓄᐃᖃᑎᒌᓐᓂᕆᕙᑦᑕᖕᒋᑦ ᓇᐸᖅᑐᖃᖕᖏᑦᑐᒥ ᑐᑦᑐᐃᑦ ᑲᑎᙵᓃᑦ ᓇᓄᓇᐃᓯᐃᔪᑦ ᐊᑦᓯᑦᑐᓂᑦ/ᐊᐅᐸᖅᑐᖅ, ᐃᓚᕙᓪᓕᐊᔪᑦ/ᖁᖅᓯᖅᑐᖅ, ᖁᑦᓯᑦᑐᑦ/ᑐᖑᔪᐊᖓᔪᖅ ᐊᒻᒪ ᓄᖑᐸᓪᓕᐊᔪᑦ/ᐊᐅᐹᖅᑐᖅ ᐊᒥᓲᓂᕆᕙᑦᑕᖏᓐᓄᑦ ᐊᓯᔾᔨᐸᓪᓕᐊᒍᑎᐅᔪᑦ. (ACCWM 2014).

ᓄᐊᑦᓯᓚᐅᖅᑐᒍᑦ ᐊᒥᓱᕈᖅᐸᓪᓕᐊᓂᖏᓐᓂᑦ ᑐᑭᓯᒋᐊᕈᑎᓂᑦ ᐊᐱᖅᑯᑎᒍᑦ ᐊᖅᑯᑎᖃᖅᑐᑕ ᐋᖅᑭᑦᓯᒪᔪᓂᒃ ᐊᐱᖅᑯᑎᒍᑦ 2015-ᒥᑦ 2019-ᒧᑦ, ᐊᑐᖅᑕᐅᔪᓐᓇᕋᔭᖅᑐᓂᒃ ᓇᓄᓇᐃᔭᐃᑎᐅᓗᑎᒃ ᑐᑦᑐᐃᑦ ᐃᓚᕙᓪᓕᐊᒻᒪᖔᑕ, ᑕᐃᒪᐃᑐᐃᓐᓇᕐᒪᖔᑕ ᐅᕝᕙᓘᓐᓃᑦ ᐃᓚᙱᓚᐸᓪᓕᐊᒻᒪᖔᑕ. ᑭᓯᐊᓂᓕ, ᐊᑐᖅᑕᐅᑲᐃᓐᓇᓕᖅᐸᑦᑐᑦ ᓇᓄᓇᐃᖅᑕᐅᓯᒪᔪᑦ ᐊᑐᖅᑐᖅᑎᒃ ᐋᖅᑭᑦᓯᒪᔪᓂᒃ ᐊᐱᖅᑯᑎᒍᑦ ᐱᓕᕆᔾᔪᑎᓂᕐᓂᒃ ᓇᓄᓇᐃᖅᑕᐅᓯᒪᓕᒥᐊᓖᑦ ᐃᓚᒋᐊᕈᑎᖃᕐᓗᑎᒃ ᐊᒥᓲᓂᖏᓐᓄᑦ ᑐᑭᓯᒋᐊᕈᑎᑦᓴᓂᑦ ᓯᕗᓂᐊᒍᑦ ᓇᓄᓇᐃᔭᕐᓯᒪᔪᓂᒃ ᐊᐅᓚᑦᓯᔾᔪᑎᒍᑦ ᖃᓄᐃᓕᐅᕆᐊᓚᐅᖏᓂᕐᒥᓂ. ᐱᑕᖃᙱᒻᒥᔪᒍᑦ ᐊᑐᖅᑐᓂᒃ ᐅᕙᑦᓯᐊᑭᓂᒃ ᐱᓕᕆᔾᔪᑎᐅᓯᒪᔪᓂᒃ ᓇᓄᓇᐃᔭᐃᑎᑦᓴᐅᔪᓐᓇᖅᑐᓂᒃ ᖃᓄᖅ ᐊᒥᓲᓂᖏᒍᑦ ᓴᖑᕙᓪᓕᐊᒍᑎᖃᕐᒪᖔᑕ ᐊᑐᖅᐸᑦᑕᒥᓄᑦ ᐅᕝᕙᓘᓐᓃᑦ ᑭᓪᓕᓪᓕᐅᕈᑎᑦᓴᓂᑦ, ᐊᓯᖏᑦ ᑐᑦᑐᐃᑦ ᑲᑎᙵᓃᑦ ᐱᓕᕆᔾᔪᑎᐅᓯᒪᒻᒪᑕ ᐅᑭᐅᖅᑕᖅᑐᒥ ᓇᒥᑐᐃᓐᓇᖅ (ᐅᖃᐅᔾᔪᐃᕆᐊᖅᑏᑦ ᑲᑎᒪᔨᕋᖓᑦ ᑲᑐᔾᔨᖃᑎᒌᓐᓂᒃᑯᑦ ᐆᒪᔪᓂᒃ ᐊᐅᓚᑦᓯᔾᔪᑎᓕᕆᓂᕐᒥᑦ [ACCWM] 2014, ᑎᕝᔭᓕᐅᑉ ᒥᑦᓵᓂᒥᐅᑕᐃᑦ ᑐᑦᑐᐃᑦ ᐊᒻᒪ ᖃᒪᓂᕐᔪᐊᖅ ᑐᑦᑐᖏᓐᓂᒃ ᐆᒪᔪᓕᕆᔨᒃᑯᑦ ᑲᑎᒪᔨᖏᑦ [BQCMB] 2005, ᐊᕼᑲᐅᑉ ᕓᑳᓐᓄ ᒥᑦᓵᓂᒥᐅᑕᐃᑦ ᑐᑦᑐᖏᓐᓂᒃ ᐆᒪᔪᓕᕆᔨᒃᑯᑦ ᑲᑎᒪᔨᖏᑦ [PCMB] 2010). ᐸᕐᓇᐅᑎᓕᐅᕈᒪᓗᐊᖅᑐᑦ ᓇᓄᓇᐃᔭᐃᒍᒪᓪᓗᑎᒃ ᖃᓄᐃᑦᑐᓂᒃ ᖃᐅᔨᓴᐅᑎᓂᒃ ᐊᑐᕆᐊᖃᕐᒪᖔᑕ ᐱᓕᕆᔾᔪᑎᓂᑦ ᓄᐊᑦᓯᔾᔪᑎᑦᓴᓂᑦ ᐊᑐᐃᓐᓇᐅᖁᓪᓗᒋᑦ ᓯᕗᓂᑦᑎᓐᓂ.

4.2 ᑐᓐᓂᖅᓴᖅᑕᐅᓂᖓ

ᑐᑦᑐᐃᑦ ᐊᔾᔨᒌᖏᑦᑐᓂᑦ ᓇᒥᑐᐃᓐᓈᕐᒪᑕ ᓄᓇᒥ (ᓇᓄᓇᐃᒃᑯᑕᖅ 3; ᑳᒻᐱᐅᓪ ᐊᓯᖏᓪᓗ 2015). ᓇᐸᖅᑐᖃᖕᖏᑦᑐᒥ ᑐᑦᑐᐃᑦ ᐃᕋᒃᑰᖕᖓᓪᓗᑎᒃ ᑲᑎᓚᐅᓲᖑᒻᒪᑕ ᑕᐃᔭᐅᔪᓂᑦ ᑲᑎᙵᓃᑦ, ᐊᑐᖅᐸᑦᑐᑦ ᐊᔾᔨᒌᖏᑦᑐᓂᑦ ᓄᓇᐃᑦ ᐊᕙᑎᖏᓐᓂᑦ ᐱᖃᓯᐅᑎᓪᓗᒋᑦ ᓅᕋᑖᕝᕕᑦ ᐊᒻᒪ ᓇᒧᑐᐃᓐᓇᖅ ᓅᑦᑕᓕᕋᐃᒪᒥᒃ ᐊᖅᑯᑎᖃᐅᖅᑐᑎᒃ ᐊᒻᒪ ᐊᔾᔨᐅᖏᑦᑐᓂᑦ ᐱᖅᑯᓯᖃᑐᐃᓐᓇᕆᐊᖃᓪᓗᑎᒃ ᖃᓄᖅ ᐋᖅᑭᑦᓯᒪᓂᖏᒍᑦ (ᕓᑦᓴ 1998). ᐃᓄᐃᑦ ᖃᐅᔨᒪᔭᑐᖃᖏᑦ ᐊᒻᒪ ᓱᓇᑐᐃᓐᓇᕐᓂᑦ ᖃᐅᔨᓴᐅᑎᒍᑦ ᖃᐅᔨᓴᕐᓂᐅᕙᑦᑐᑦ ᐊᑐᖅᑕᐅᓗᑎᒃ ᐊᒥᓱᐊᓘᖕᖏᑦᑐᑦ ᐱᓕᕆᔾᔪᑎᒥᓃᑦ ᐃᓱᒪᓕᐅᕆᓯᒪᔪᑦ ᖃᑦᓯᒻᒪᕆᓐᓂᒃ ᐊᔾᔨᖏᔾᔪᑎᓕᓐᓂᑦ ᐊᓯᖏᓐᓂᒃ ᑐᑦᑐᑕᖃᑐᐃᓐᓇᕆᐊᖃᕐᓂᖓᓂᑦ ᕿᑭᖅᑖᓗᒻᒥ. ᐊᑐᐃᓐᓇᐅᔪᑦ ᐃᓄᐃᑦ ᖃᐅᔨᒪᔭᑐᖃᖏᑦ ᐊᒻᒪ ᐊᒥᓱᐊᓘᖕᖏᑦᑐᑦ ᓱᓇᑐᐃᓐᓇᕐᓂᑦ ᖃᐅᔨᓴᐅᑎᒍᑦ ᑐᑭᓯᒋᐊᕈᑎᐅᔪᑦ ᐃᓱᒪᓕᐅᕆᓯᒪᔪᑦ ᐃᒻᒪᖄ ᐱᖓᓱᓂᓪᓘᓐᓃᑦ (3) ᐃᒻᒪᖄ ᑕᓪᓕᒪᓄᑦ (5) ᐊᔾᔨᒌᖏᑦᑐᓂᒃ ᑐᑦᑐᑕᖃᑐᐃᓐᓇᕆᐊᓕᒃ ᕿᑭᖅᑖᓗᒻᒥᐅᑕᓂᑦ. ᐃᓄᐃᑦ ᐊᖑᓇᓯᑦᑏᑦ ᐃᓱᒪᓕᐅᕆᓯᒪᔪᑦ ᑐᑦᑐᐃᑦ ᕿᑭᖅᑖᓗᐸ ᐃᓗᐊᓂ ᐊᔾᔨᒌᖏᑦᑐᓂ ᐊᕙᑎᒦᑉᐸᑦᑐᑦ ᐊᔾᔨᒌᖏᑐᒻᒪᕆᓐᓂᒃ ᑎᒥᖏᑎᒍᑦ ᑕᐅᑦᑐᖏᒍᑦ ᐱᐅᓯᖅᑲᖅᐸᑦᑐᑦ, ᐊᒻᒪ ᐊᔾᔨᒌᖏᑦᑐᓂᑦ ᓂᕆᕙᑦᑐᑎᒃ. ᐊᖏᓂᖏᑦ, ᐊᒥᐊᖏᑦ, ᐊᒻᒪ ᕿᒥᕆᐊᖏᑕ ᑕᑭᓂᖏᑦ ᐅᖃᐅᓯᐅᓯᒪᔪᑦ ᐆᑦᑑᑎᐅᕙᑦᑐᑎᒃ ᓇᑭᙶᕐᓂᐅᔪᑦ ᒪᓕᑦᑐᒋᑦ ᑐᑦᑐᐃᑦ ᐊᔾᔨᒌᖏᓐᓂᖃᕐᓂᖏᓐᓂᑦ ᕿᑭᖅᑖᓗᐸ ᐃᓗᐊᓂᑦ. ᓖᓐᓇᓕ ᓈᒻᒪᖏᒻᒪᑕ ᓱᓇᑐᐃᓐᓇᕐᓂᑦ ᖃᐅᔨᓴᐅᑎᒍᑦ ᐱᓕᕆᔾᔪᑎᐅᓯᒪᔪᓂᒃ ᓇᓄᓇᐃᕐᓯᑦᓯᐊᕙᐅᑎᑦᓴᓂᑦ ᑕᒪᒃᑯᐊ ᑐᑦᑐᐃᑦ ᐱᓪᓗᒋᑦ ᓇᓚᐅᑦᓵᑐᐃᓐᓇᖏᓪᓗᓂ (ᑳᒻᐱᐅᓪ ᐊᓯᖏᓪᓗ 2015).

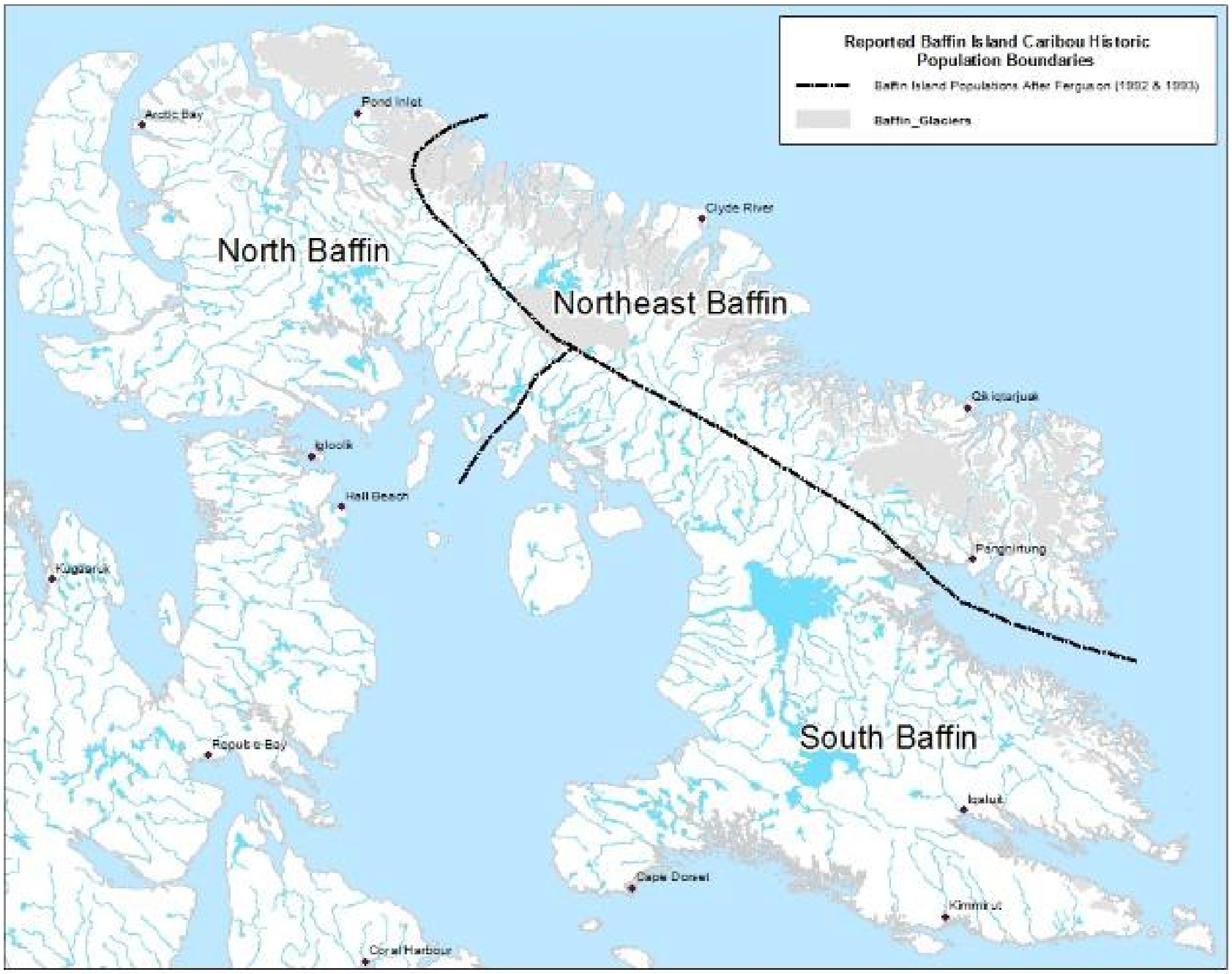
Reported Baffin Island Caribou Historic Population Boundaries
Baffin Island Populations After Ferguson (1992 & 1993)
Baffin_Glaciers
North Baffin
Northeast Baffin
South Baffin
Arctic Bay
Pond Inlet
Clyde River
Qikiqtarjuaq
Igloolik
Hall Beach
Kugaaruk
Pangnirtung
Repulse Bay
Iqaluit
Cape Dorset
Kimmirut
Coral Harbour

ᓇᓗᓇᐃᒃᑯᑕᖅ 3. ᐃᓄᐃᑦ ᖃᐅᔨᒪᔭᑐᖃᖏᒍᑦ ᖃᐅᔨᓴᐅᑎᐅᓯᒪᔪᑦ ᐃᓚᒋᔭᐅᓗᑎᒃ ᐃᓄᐃᑦ ᕿᑭᖅᑖᓗᒻᒥᐅᑕᐃᑦ ᐊᕐᕌᒍᐃᑦ 1990−ᖑᔪᑦ ᓯᕗᓪᓕᖅᐹᖏᓐᓂ ᕗᕐᒍᓴᓐᒧᑦ (1993) ᐊᑐᐃᓐᓇᕈᐃᓚᐅᖅᑐᑦ ᐱᖓᓱᓂᑦ ᕿᑭᖅᑖᓗᒻᒥ ᑐᑦᑐᓂᑦ ᑲᑎᙵᕙᑦᑐᓂᒃ ᐅᕝᕙᓘᓐᓃᑦ ᓄᓇᐃᑦ ᐊᕙᑎᖏᓐᓃᐸᑦᑐᓂᑦ ᓇᒥ.

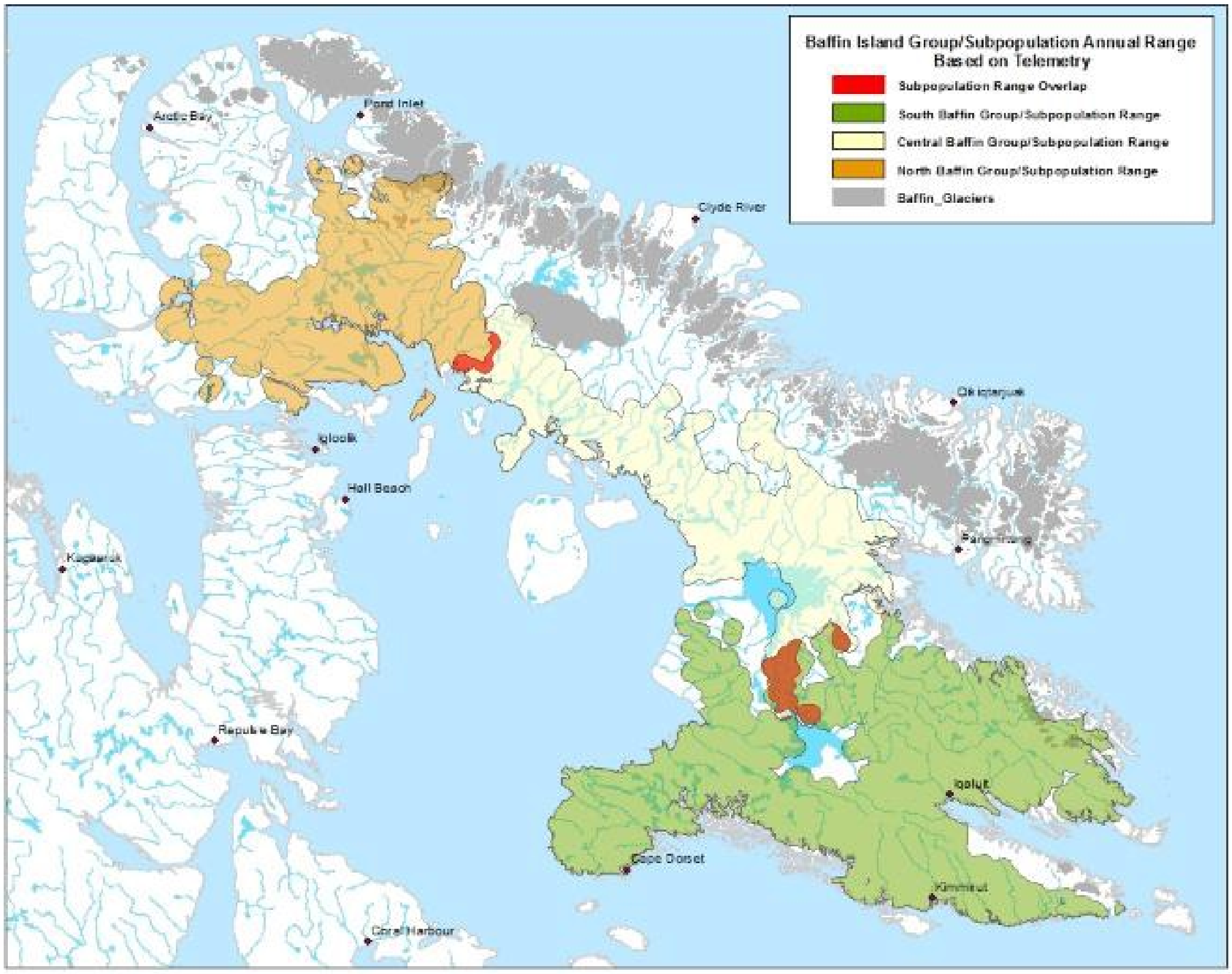
Baffin Island Group/Subpopulation Annual Range Based on Telemetry
🟥 Subpopulation Range Overlap
🟩 South Baffin Group/Subpopulation Range
Central Baffin Group/Subpopulation Range
North Baffin Group/Subpopulation Range
Baffin_Glaciers
Arctic Bay
Pond Inlet
Clyde River
Qikiqtarjuaq
Igloolik
Hall Beach
Pangnirtung
Kugaaruk
Repulse Bay
Iqaluit
Cape Dorset
Kimmirut
Coral Harbour

ᓇᓗᓇᐃᒃᑯᑕᖅ 4. ᑐᑦᑐᐃᑦ ᑲᑎᖕᖓᔪᐃᑦ/ᐃᓚᖓᑦ ᐊᒥᓱᐃᑦ ᐊᕐᕌᒍᑕᒫᖅ ᐅᖓᓯᓐᓂᖏᓐᓂᑦ ᓇᓗᓇᐃᕐᓯᕐᓯᐊᕙᓐᓂᖅ ᒪᓕᑦᑐᒋᑦ ᓂᐱᓕᐅᖅᑕᐅᓯᒪᔪᓂᒃ ᖃᐅᔨᓴᐅᑎᕕᓂᕐᓂᒃ 1987-ᒥᑦ 1994-ᒧᑦ (ᐱᓗᐊᖅᑐᒥ ᓂᒋᖓᓂ ᕿᑭᖅᑖᓗᒃ), ᐊᒻᒪ 2008-ᒥᑦ 2011-ᒧᑦ (ᐅᐊᖕᓇᖓᓂ ᕿᑭᖅᑖᓗᒃ) (ᑳᒻᐱᐅᓪ ᐊᓯᖏᓪᓗ 2015). ᓇᓗᓇᐃᔭᕐᓯᒪᕐᓯᐊᖅᑐᓂᒃ ᓇᓗᓇᐃᔭᐃᔾᔪᓂᑦ ᐱᓕᕆᔾᔪᑎᒥᓂᕐᓂᒃ ᐊᑐᖅᑕᐅᓚᐅᖅᑐᓂᒃ ᓴᖅᐹᔾᔪᑎᐅᓗᑎᒃ ᐅᑯᓂᖓ ᓯᕗᓪᓕᖅᐹᒥ ᐊᕙᑦᑐᐃᓂᕐᒥᑦ ᕿᑭᖅᑖᓗᒻᒥ ᑐᑦᑐᓂᑦ ᑕᑯᕐᑯᔪᑦ ᑳᒻᐱᐅᓪ ᐊᓯᖏᓪᓗ (2015).

4.3 ᒫᓐᓇᐅᔪᖅ ᖃᓄᐃᓕᖓᓕᕐᓂᖓ

ᕿᑭᖅᑖᓗᒻᒥ ᑐᑦᑐᐃᑦ ᒫᓐᓇ ᐊᐅᐸᑦᑐᒥᑦ ᐊᑐᖅᑐᑦ (2019). 2000–ᓖᑦ ᐊᕐᕌᒍᐃᑦ ᐱᒋᐊᓕᕋᑖᖅᑎᓪᓗᒋᑦ, ᐃᓄᐃᑦ ᖃᐅᔨᒪᔭᑐᖃᖏᓐᓂᑦ ᓄᐊᑕᐅᓚᐅᖅᑐᑦ ᐊᖑᓇᓱᑦᑎᓂᒃ ᓇᑭᑐᐃᓐᓇᖅ ᕿᑭᖅᑖᓗᒻᒥᑦ ᐃᓱᒪᓕᐅᕆᓯᒪᔪᑦ ᑐᑦᑐᐃᑦ ᓄᖑᑉᐸᓪᓕᐊᓯᒪᓚᐅᕐᒪᑕ ᐊᑦᓱᒃᑲᓪᓚᒃ ᐱᒋᐊᖅᑐᑎᒃ 1990-ᖑᓐᓂᒃ. ᐱᔾᔪᑎᐅᓗᓂ ᓇᓗᓇᓚᐅᕈᓐᓃᖅᑐᒥᑦ ᓄᖑᑉᐸᓪᓕᐊᓂᖏᓐᓄᑦ ᐅᓂᒃᑳᖑᕙᓚᐅᖅᑐᑦ ᐱᓪᓗᒋᑦ ᐊᖑᓇᓱᑦᑎᓄᑦ ᕿᑭᖅᑖᓗᒻᒥ ᓇᑭᑐᐃᓐᓇᖅ, ᖃᐅᔨᓴᕐᓇᐊᓕᓚᐅᖅᑐᑦ ᐊᑐᖅᑕᐅᓗᑎᒃ ᐃᓄᐃᑦ ᖃᐅᔨᒪᔭᑐᖃᖏᑦ ᐊᒻᒪ ᓯᕗᓪᓕᖅᐹᒥ ᑐᑦᑐᐃᑦ ᐊᒥᓃᓂᖏᓐᓂᑦ ᓇᓚᐅᑦᑖᕈᑕᐅᓪᓗᑎᒃ ᐃᓘᓐᓇᕐᓯᐊᖏᑦ ᕿᑭᖅᑖᓗᒻᒥ ᑐᑦᑐᐃᑦ ᐅᐸᑉᐸᑦᑕᖏᑦ ᐱᔭᓐᓃᖅᑕᐅᓚᐅᖅᑐᑦ ᕕᕝᕗᐊᕆᒥ ᐊᒻᒪ ᒫᑦᓯᒥ 2014. ᒫᑦᓯ 2014 ᑎᑭᑦᑎᓪᓗᒍ 4,652-ᖑᓚᐅᖅᑐᑦ (3,462-ᓂᑦ 6,250-ᓄᑦ; 95 ᐳᓴᖑᑎᒍᑦ ᖁᕝᕙᖕᖏᔾᔪᑎᖃᖅᑐᑎᒃ) ᑐᑦᑐᐃᑦ ᕿᑭᖅᑖᓗᒻᒥ, ᐱᖃᓯᐅᑎᓪᓗᒋᑦ ᖃᓂᑦᑐᒦᑦᑐᑦ ᑭᙵᕕᒻᒥ ᑭᙵᕕᒥ ᓯᑯᔫᓚᖅ ᐃᒪᖓᓂ. ᐊᒥᓲᓂᖕᓴᐃᑦ ᑐᑦᑐᐃᑦ ᓂᒋᖓᓃᓐᓂᖕᓴᐃᑦ ᕿᑭᖅᑖᓗᒻᒥ ᐊᒻᒪ ᑭᙵᕕᒥ (ᑎᑎᕋᕐᓯᒪᔪᓂ 1; ᓇᓗᓇᐃᒃᑯᑕᖅ 5; ᑳᒻᐱᐅᓪ ᐊᓯᖏᓪᓗ 2015). ᑕᒪᓐᓇ ᐊᑕᐅᓯᒃᑰᖅᑲᑎᓪᓗᒋᑦ ᑐᑦᑐᐃᑦ ᓄᖑᑉᐸᓪᓕᐊᓯᒪᓂᖏᓐᓄᑦ 95 ᐳᓴᓐ ᐅᖓᑖᓃᑦᑐᓂᑦ ᒪᓕᑦᑐᒋᑦ 1991–ᒥ ᖃᓄᖅ ᐱᐅᓂᖏᓐᓄᑦ ᓇᓚᐅᑦᑖᖅᑕᐅᓯᒪᔪᓂᒃ ᐱᔭᐅᓯᒪᔪᓂᒃ ᐃᓄᐃᑦ ᖃᐅᔨᒪᔭᑐᖃᖏᓐᓂᑦ (ᕗᕐᒍᓴ 1998). ᒫᑦᓯ 2014 ᑎᑭᑦᑎᓪᓗᒍ 159-ᓂᑦ 622-ᓅᖓᓚᐅᖅᑐᑦ (95 ᐳᓴᖑᑎᒍᑦ ᖁᕝᕙᖕᖏᔾᔪᑎᖃᖅᑐᑎᒃ) ᑐᑦᑐᐃᑦ ᐅᐊᖕᓇᖓᓂ ᕿᑭᖅᑖᓗᒃ (ᑎᑎᕋᕐᓯᒪᔪᓂ 1; ᓇᓗᓇᐃᒃᑯᑕᖅ 4). ᑐᑦᑐᐃᑦ ᑕᒫᓂ ᐊᑦᑕᓇᖅᑐᒦᑦᑐᑦ ᓄᖑᑕᐅᑐᐃᓐᓇᕆᐊᖅᑐᑎᒃ.

ᑎᑎᕋᖅᓯᒪᔪᓂ 1. ᓇᓚᐅᑦᑖᖅᓯᒪᔪᑦ ᑐᑦᑐᐃᑦ ᐱᑕᖃᖅᓂᖏᓐᓂᑦ ᖃᐅᔨᓴᖅᕕᐅᔪᓂ (ᓇᓗᓇᐃᒃᑯᑕᖅ 5) ᕙᐅᒃᐸᐊᓇᒥᑦ ᐊᒻᒪ ᒦᖅᓯᒥᑦ 2014-ᒥ ᕿᑭᖅᑖᓗᒻᒥ ᖃᐅᔨᓴᖅᓂᕐᒥᑦ.

ᖃᐃᕐᓱᖅ (ᖃᐅᔨᓴᖅᕕᐅᔪᖅ)	ᑐᑦᑐᐃᑦ ᓇᓚᐅᑦᑖᖅᑕᐅᓯᒪᓂᖏᑦ	95 ᐳᓴᖏᑐᑦ ᖁᓚᖕᖏᖅᔪᑎᓕᒃ ᑭᓪᓕᖓ (ᑐᑦᑐᐃᑦ ᐅᖓᓯᓐᓂᖏᑦ ᓇᓚᐅᑦᑖᖅᓯᒪᔪᑦ)
ᕿᑭᖅᑖᓗᖕᒥ ᐅᐊᖕᓇᖓᓂ		
ᐃᒃᐱᑭᑦᑐᖅᔪᐊᖅ, ᓯᓈᓯᐅᕐᕕᖕᒥ	6	1-30
ᓄᓘᔭᒃ	224	96-521
ᐅᐊᓐᓇᐅᑉ ᕿᑎᐊ ᕿᑭᖅᑖᓗᒻᒥ	85	31-230
ᑲᑎᓪᓗᒋᑦ	**315**	**159-622**
ᓂᒋᕐᒥ ᕿᑭᖅᑖᓗᒃ		
ᕿᑎᐊ ᕿᑭᖅᑖᓘᑉ	1,091	662-1,798
ᓯᑯᓰᓚᖅ	216	48-972
ᓴᐅᒥᒃ	887	467-1,686
ᑭᓐᖓᐃᑦ	539	256-1,138
ᑭᙵᕚᑦ	1,603	1,158-2,220
ᑲᑎᑦᑐᒋᑦ (+ᑭᙵᕚᑦ)	4,337	3,169-5,935
ᑲᑎᑦᑐᒋᑦ (- ᑭᙵᕚᑦ)	**2,734**	**1,777-4,207**
ᕿᑭᖅᑖᓗᒻᒥ ᑲᑎᑦᑐᒋᑦ	**4,652**	**3,462-6,250**

ᐊᒥᓱᐃᑦ ᐊᖏᖅᑲᑎᒌᒃᑲᓗᐊᖅᑎᓪᓗᒋᑦ ᐃᓄᐃᑦ ᐊᖑᓇᓱᑦᑏᑦ ᐊᒻᒪ ᖃᐅᔨᓴᖅᑏᑦ ᓱᓇᑐᐃᓐᓇᕐᓂᒃ ᖃᑦᓲᓐᓇᐅᓂᖅᓴᓕᕐᓂᖏᓐᓂᑦ ᕿᑭᖅᑖᓗᒻᒥ ᑐᑦᑐᐃᑦ ᒫᓐᓇᐅᔪᖅ 1990-ᖏᓐᓂᖏᓐᓂᑦ, ᖃᓄᐃᓕᖓᓂᐊᓕᕐᒪᖔᑕ ᐋᕿᒋᐊᕈᑎᐅᒋᐊᓖᑦ. ᐊᒥᓱᐊᓗᐃᑦ ᐃᓄᐃᑦ ᑐᓴᐅᒪᑎᑕᐅᒋᐊᓚᐅᖅᑐᑦ 2013-ᒥ ᐊᕙᑎᓕᕆᔨᒃᑯᑦ ᕿᑭᖅᑖᓗᒻᒥ ᑐᑦᑐᓂᑦ ᐃᓄᐃᑦ ᖃᐅᔨᒪᔭᑐᖃᖏᑐᑦ ᖃᐅᔨᓴᕐᓂᖃᖅᑎᓪᓗᒋᑦ (ᐊᖑᓇᓱᑦᑏᑦ-ᐃᓐᓇᑐᖃᐃᑦ ᐊᐱᕐᓱᖅᑕᐅᓗᑎᒃ) ᐊᒻᒪ ᓄᓇᓕᕐᓂᒥᐅᑕᐃᑦ ᐃᓱᒪᒋᔭᖏᓐᓂᑦ ᑐᓴᕋᓱᓐᓂᖅ ᐊᐱᖅᑯᑎᒃᑯᑦ, ᐊᒻᒪ 2012-2015 ᓄᓇᓕᓐᓂᑦ ᐊᒻᒪ ᐊᖑᓇᓱᑦᑏᑦ ᒥᐊᒥᐊᕐᓂᐊᖅᑏᓪᓗ ᑲᑐᔾᔭᖅᑎᒌᖏᓐᓂᒃ ᑐᓴᐅᒪᑎᕐᓯᔾᔪᑎᐅᓚᐅᖅᑐᑦ ᐃᓱᒪᓚᐅᖅᑐᑦ ᑐᑦᑐᐃᑦ ᐊᒥᖑᓂᖏᑦ ᓄᖑᑉᐸᓪᓕᐊᓯᒪᓚᐅᖏᒻᒪᑕ ᑕᐃᒫᒃ ᓱᓇᑐᐃᓐᓇᕐᓂᒃ ᖃᐅᔨᓴᖅᑏᑦ ᐃᓱᒪᓚᐅᖅᑎᓪᓗᒋᑦ. ᑭᓯᐊᓂᓕ, ᐃᓱᒪᓚᐅᖅᑐᑦ ᑐᑦᑐᐃᑦ ᐊᓯᐊᓄᑦ ᓅᓯᒪᓂᖏᓐᓂᑦ, ᐅᖓᓯᑦᑐᐊᓗᒻᒧᑦ ᐅᕝᕙᓘᓐᓃᑦ ᖃᖅᑲᓄᑦ (DOE 2015, ᑰᑎᐅᕐ 2015a, ᑰᑎᐅᕐ 2015b). ᐃᓚᖏᑦ ᐃᓱᒪᓚᐅᖅᑐᑦ ᓄᖑᑉᐸᓪᓕᐊᓗᐊᓚᐅᕐᓂᖏᓐᓄᑦ ᑐᑦᑐᐃᑦ ᐊᒥᓱᐊᓗᐃᑦ ᓅᓚᐅᕐᒪᑕ ᓄᓇᒧᑦ ᐊᖅᑯᑎᖃᖅᑐᑎᒃ ᐃᓗᐃᓪᓕᖅ ᓄᕗᐊᕐᔫᔪᐊᕌᓗᖏᒥᑦ. ᑕᒪᓐᓇ ᐱᓪᓗᒍ ᐃᓗᐃᓪᓕᖅ ᓄᕗᐊᕐᔫᔪᐊᕌᓗᒃ ᐱᖃᓯᐅᔾᔭᐅᓚᐅᖅᑐᖅ 2014-ᒥ ᕿᑭᖅᑖᓗᒻᒥ ᑐᑦᑐᐃᑦ ᖃᖓᑕᓲᒃᑯᑦ ᖃᐅᔨᓴᖅᑕᐅᑎᓪᓗᒋᑦ (ᓇᓗᓇᐃᒃᑯᑕᖅ 5). ᒫᓐᓇᓂᓴᐅᓂᖅᐹᑦ ᐱᓕᕆᔾᔪᑎᒥᓃᑦ ᐃᓱᒪᓕᐅᕆᓯᒪᔪᑦ ᑐᑦᑐᐃᑦ ᐊᒥᓲᓂᖏᑦ ᓄᖑᑉᐸᓪᓕᐊᓯᒪᒻᒪᒪᑕ ᓄᓇᕙᓪᒥᑦᑕᐅᖅ, ᕿᑭᖅᑖᓗᒻᒥ ᐊᑐᖅᑕᐅᔪᓂᒃ ᐱᖕᖏᓂᖑᑐᐃᓐᓇᐅᓗᑎᒃ. ᒫᓐᓇᓂᓴᐃᑦ ᓇᑭᖕᖔᖅᓯᒪᓂᖏᓐᓂᑦ ᖃᐅᔨᓴᐅᑎᒃᑯᑦ ᐃᓱᒪᓕᐅᕆᓯᒪᔪᑦ ᐃᓗᐃᓪᓕᖅ ᑐᑦᑐᖏᑦ ᑕᕝᕙᖓᓴᐃᓐᓈᖅᓯᒪᖕᖏᒻᒪᑕ ᕿᑭᖅᑖᓗᒻᒥ ᑐᑦᑐᖏᑕ ᓯᕗᓪᓕᕐᓯᕈᑎᖏᑦᑐᑦ ᐊᔾᔨᖑᒻᒪᑕ. ᑐᑦᑐᐃᑦ ᓅᓐᓂᕈᑎᓗᓐᓃᑦ ᐅᕝᕙᓘᓐᓃᑦ ᓄᖑᓐᓂᕈᑎᒃ, ᖃᓄᐃᓕᖓᓂᐊᕐᒪᖔᑕ ᐊᒥᐊᒃᑯᐃᑦ ᑐᕌᖓᔭᐅᓂᐊᖅᑐᑦ ᕿᑭᖅᑖᓗᒻᒥ ᑐᑦᑐᓕᕆᓂᕐᒥᑦ ᐊᐅᓚᕐᓯᔾᔪᑎᖏᓐᓂᑦ ᐸᕐᓇᐅᑎᖏᑦᑯᑦ.

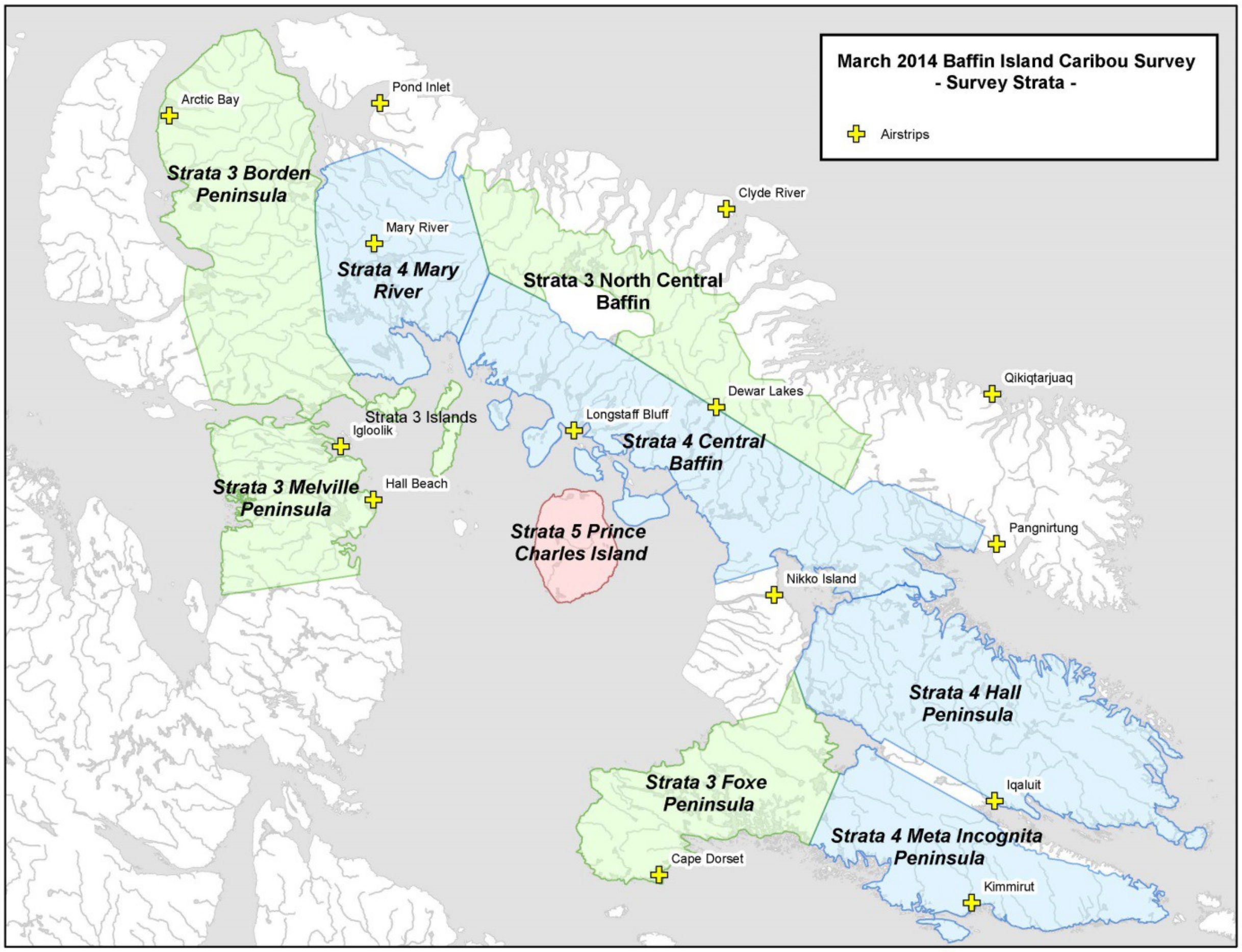
March 2014 Baffin Island Caribou Survey
- Survey Strata -
Airstrips
Arctic Bay
Pond Inlet
Strata 3 Borden Peninsula
Mary River
Strata 4 Mary River
Clyde River
Strata 3 North Central Baffin
Qikiqtarjuaq
Dewar Lakes
Strata 3 Islands
Igloolik
Longstaff Bluff
Strata 4 Central Baffin
Strata 3 Melville Peninsula
Hall Beach
Strata 5 Prince Charles Island
Pangnirtung
Nikko Island
Strata 4 Hall Peninsula
Strata 3 Foxe Peninsula
Iqaluit
Strata 4 Meta Incognita Peninsula
Cape Dorset
Kimmirut

ᓇᓗᓇᐃᒃᑯᑕᖅ 5. ᖃᐅᔨᓴᕐᕕᐅᓂᐊᖅᑐᑦ ᕿᑭᖅᑖᓗᒻᒥ ᑐᑦᑐᓂᑦ ᖃᐅᔨᓴᕐᓂᖅ – ᒫᕐᓯ 2014 ᐊᔾᔨᐸᓗᖏᓐᓂᓚᐅᖅᑐᑦ ᖃᑦᓯᐅᓂᖏᓐᓄᑦ ᐊᒻᒪ ᑲᒪᑦᓯᐊᓂᒃᑯᑦ ᐊᖑᓇᓯᑦᑕᐅᔪᓐᓇᖅᑐᓂᑦ ᓇᓚᐅᑦᑖᕈᑎᐅᓯᒪᔪᓂᒃ.

5.0 ᐊᖑᓇᓱᓐᓂᖅ

5.1 ᐊᖑᓇᓱᓐᓂᖅ ᐱᓗᒍ ᐊᐅᓚᑦᓯᔾᔪᑎᓕᕆᓂᖅ

ᑐᑦᑐᐃᑦ ᐊᑐᖅᑐᒻᒪᕆᐊᓘᒻᒪᑕ ᐱᖁᓯᑐᖃᒃᑯᑦ ᐊᒻᒪ ᓂᕿᒋᔭᐅᕙᑦᑐᑎᒃ ᓄᓇᕗᒻᒥ ᐊᒻᒪ ᐊᖑᓇᓯᑦᑕᐅᕙᓕᖅᑐᑎᒃ ᐃᓄᓐᓄᑦ ᐊᕐᕌᒍᓄᑦ ᐃᒻᒪᖃ 1000-ᓄᑦ (ᓯᑕᓐᑕᓐ 1991). ᖁᓕᑦ (10) ᕿᑭᖅᑖᓗᒻᒥ ᓄᓇᓖᑦ ᐊᒻᒪ ᐊᕝᕙᓗᖏᑦ ᓄᓇᕗᒻᒥᐅᑕᐃᑦ ᑕᑎᕆᔭᖅᐸᒻᒪᑕ ᕿᑭᖅᑖᓗᒻᒥ ᑐᑦᑐᓂᒃ ᓂᕿᒋᔭᐅᕙᑦᑐᑎᒃ ᐊᒻᒪ ᐃᓕᖅᑯᓯᑐᖃᒃᑯᑦ ᐊᓐᓄᕋᓕᐅᕙᑦᑐᑎᒃ. ᑭᒃᑯᐃᓐᓇᕐᓄᑦ ᐊᖑᓇᓱᓐᓂᐅᕙᑦᑐᖅ ᐊᑦᑐᐃᓂᖃᕈᓐᓇᕐᒪᑕ ᕿᑭᖅᑖᓗᒻᒥ ᑐᑦᑐᓂᑦ, ᐱᓗᐊᖅᑐᒥ ᐅᐸᑦᑕᐅᔪᓐᓇᓂᖓᐅᓕᖅᑎᓪᓗᒋᑦ ᐊᒻᒪ ᒫᓐᓇᓂᓴᕐᓂᑦ ᐊᖑᓇᓲᑎᖃᓕᖅᑎᓪᓗᒋᑦ. ᐊᖑᓇᓱᓐᓂᖅ, ᐃᓚᒋᔭᐅᓗᓂ ᐊᓯᖏᓐᓄᑦ ᐱᑕᖃᕈᓐᓃᕈᑎᐅᕙᑦᑐᓄᑦ ᓱᕐᓗ ᓂᕿᑐᓱᓐᓄᑦ ᐱᔭᐅᕙᓐᓂᖏᑦ ᐊᒻᒪ ᐃᒻᒥᒍᑦ ᐱᐅᓯᒃᑯᑦ, ᐊᒥᓱᓂᕐᓴᓂᑦ ᓄᕋᑖᖅᐸᑦᑐᓂᒃ, ᑐᑦᑐᐃᑦ ᓄᖑᐸᓪᓕᐊᑐᐃᓐᓇᕋᔭᖅᑐᑦ. ᐊᖑᓇᓱᑎᓂᒃ ᐊᐅᓚᑦᓯᓂᖅ ᐃᓚᖅᖅᑐᖅ ᓇᓗᓇᐃᔭᐃᑦᓯᐊᕐᓂᖅ ᐊᒥᓱᓂᖏᑦ ᑐᑦᑐᐃᑦ ᐊᖑᓇᓯᑦᑕᐅᕙᑦᑐᑦ ᓈᒻᒪᖏᑦᑐᒃᑯᑦ ᐊᑦᑐᐃᓕᖏᒃᑲᓗᐊᒻᒪᖓᑕ ᑭᒃᑯᐃᓐᓇᐃᑦ ᐊᖑᓇᓱᒍᓐᓇᕐᓂᖏᓐᓂᑦ ᐆᒪᔪᒃ ᓯᕗᓂᑦᑎᓐᓂ, ᑕᒪᐅᓇ ᓇᓗᓇᐃᔭᐃᓚᔭᖅᑐᑦ ᐃᓄᐃᑦ ᐊᖑᓇᓱᒍᓐᓇᕋᔭᕐᓂᖏᓐᓂᑦ ᑐᑦᑐᓂᑦ ᐊᕐᕌᒍᓂ ᐊᒡᒋᖅᑐᓂ 1000-ᓂ ᐊᒻᒪ ᐅᖓᑖᓄᑦ.

ᐊᑦᑐᐃᓂᖃᑐᐃᓐᓇᕆᐊᖃᕐᓂᖏᑦ ᐊᖑᓇᓱᓐᓂᐅᑉ ᐊᖏᓂᖅᓴᐅᕙᒻᒪᑕ ᐃᓖᓐᓂᒃᑯᑦ ᓄᓇᓂ ᖃᑦᓲᓐᓇᐅᓗᐊᖅᑎᓪᓗᒋᑦ ᐆᒪᔪᖏᑦ. ᐊᒻᒪᑕᐅᖅ, ᐊᒥᒌᓗᐊᖅᑐᓂᒃ ᐊᖑᓇᓯᐸᑎᓪᓗᒋᑦ ᓄᓇᓖᑦ ᐊᕙᑎᖏᓐᓂ ᑐᑦᑐᐃᑦ ᐊᕕᑦᑐᑐᐃᓐᓇᕆᐊᓖᑦ ᐊᒻᒪ ᐅᓗᕆᐊᓇᖅᑐᒦᓕᒃᑲᓂᕐᓗᑎᒃ ᓯᓚᕿᔪᓐᓄᑦ, ᑕᒪᓐᓇ ᐃᓚᓯᒍᓐᓇᕐᒪᑦ ᐅᓗᕆᐊᓇᕈᓐᓇᖅᑐᒃ ᓄᖑᐸᓪᓕᐊᑎᓗᒋᑦ. ᓄᖑᑕᐅᓯᒪᔪᑦ ᑐᑦᑐᐃᑦ ᐅᕙᑦᓯᐊᕈ ᐊᒥᒌᓗᐊᖅᑐᒃ ᐊᖑᓇᓯᐸᑎᓪᓗᒋᑦ ᐊᑐᖅᑕᐅᓯᒪᔪᖅ ᓴᓪᓖᑦ ᕿᑭᖅᑕᖓᓂ (ᓴᓖᑦ ᐊᖑᓇᓯᑦᑏᑦ ᒥᑭᓯᐊᕐᓂᐊᖅᑏᓗ ᑲᑐᔾᔨᖃᑎᒌᖏᑦ ᐊᒻᒪ ᓄᓇᕘᑦ ᐊᕙᑎᓕᕆᔨᖏᑦ 2011; ᒪᒃᐹᓴᓐ ᐊᒻᒪ ᒫᓂᖕ, 1967). ᐃᓱᒪᕐᓯᐅᕈᑎᐅᒥᐊᓕᒃ ᖃᓄᐃᓗᐊᖅᑐᓂᒃ ᐊᖑᓇᓯᑦᑕᐅᔪᓐᓇᖅᑐᓂᒃ ᒪᓕᑦᑕᐅᓗᑎᒃ ᑐᑦᑐᐃᑦ ᐊᑐᐃᓐᓇᐅᓂᖓᔪᖏᑦ, ᐊᑐᓂ ᐊᑕᐅᓯᓂᑦ ᑲᑎᖓᓂᕐᓂᒃ ᑲᑎᖓᓃᑦ ᓇᓗᓇᐃᔭᖅᑕᐅᕙᓐᓂᖏᑦ ᒪᓕᓪᓗᒋᑦ ᖃᐅᔨᓴᖅᑕᐅᖏᓐᓇᕐᓗᑎᒃ.

ᐊᖑᓇᓱᒍᓐᓇᕐᒪᑕ ᐊᒻᒪ ᐊᔭᐅᕐᓯᔾᔪᑎᐅᔪᓐᓇᑎᓪᓗᓂ ᒪᑭᒪᑎᑦᓯᔾᔪᑎᐅᔪᓐᓇᕈᑎᒃ ᒪᓕᓪᓗᑎᒃ ᖃᓄᖅ ᐊᑐᓕᕐᓂᖏᓐᓂᑦ ᑐᑦᑐᐃᑦ. ᐊᖑᓇᓯᑦᑕᐅᔪᓐᓇᕐᓂᖏᓐᓂᑦ ᖃᓄᑎᒋ ᐋᖅᑭᑦᑕᐅᕙᑦᑐᑦ ᓇᓗᓇᐃᔭᐃᑎᑭᔪᒪᓪᓗᒋᑦ ᐊᖑᓇᓱᓐᓂᒃᑯᑦ ᓄᖑᐸᓪᓕᐊᕐᑯᓇᒋᑦ ᕿᑭᖅᑖᓗᒻᒥ ᑐᑦᑐᐃᑦ ᐊᒻᒪ

ᐊᖓᐊᖅᑕᐅᖁᓇᒋᑦ ᐊᒥᓱᑉᐹᓪᓚᐊᒍᓐᓇᕐᓂᖏᓐᓂᑦ ᒫᓐᓇᒃᑯᑦ ᐊᐅᖅᑕᐅᔪᒥᑦ ᐊᑦᓯᓐᓂᐅᔪᒥᑦ. ᐊᖑᓇᓱᓐᓂᕐᒥᑦ ᐊᐅᓚᑦᓯᓂᖅ ᐱᖃᓯᐅᔾᔨᔭᓐᓇᖅᑐᑦ ᐊᐅᓚᑦᓯᔾᔪᑎᓂᑦ ᐱᓕᕆᔾᔪᑎᓂᑦ ᓲᕐᓗ: ᑲᑎᓪᓗᒋᑦ ᐱᔭᐅᔪᓐᓇᖅᑎᑕᐅᔪᑦ ᐊᖑᓇᖅᑕᐅᔪᓐᓇᖅᑎᑕᐅᓗᑎᒃ (TAH), ᓄᖅᑲᖓᑎᑦᓯᓃᑦ, ᐊᖑᓇᓱᓐᓂᕐᒥᑦ ᐊᐅᓚᑦᓯᔾᔪᑏᑦ(MUs), ᑰᑕᖃᖕᖏᓪᓗᑎᒃ (NQLs), ᐊᒻᒪ ᐊᕐᕌᒍᑉ ᐃᓗᐊᓂ ᖃᖓᑕᐅᑎᓪᓗᒍ ᐱᑐᐃᓐᓇᐅᖏᔾᔪᑎᖃᕐᓂᖅ. ᐱᒋᐊᖅᑎᑦᑎᓂᖅ ᑲᑎᓪᓗᒋᑦ ᐱᔭᐅᔪᓐᓇᖅᑎᑕᐅᔪᑦ ᐊᖑᓇᓱᒃᑕᐅᔪᓐᓇᖅᑎᑕᐅᓗᑎᒃ ᑐᑭᖃᖅᑐᖅ ᐋᖅᑭᓱᐃᓂᖅ ᖃᑦᓯᓂᒃ ᑐᑦᑐᓂᑦ ᐊᖑᓇᓱᒍᓐᓇᕐᓚᖓᑦ, ᑰᑕᖃᖕᖏᔾᔩᑦ ᐋᖅᑭᑦᑕᐅᓯᒪᕙᑦᑎᓪᓗᒋᑦ ᓇᒥ ᐊᒻᒪ/ᐅᖓᕙᓲᓐᓃᑦ ᖃᓄᐃᑦᑐᓂᒃ ᑐᑦᑐᓐᓂᑦ (ᓲᕐᓗ ᐊᕐᓇᓪᓗᓂᑦ, ᐸᓐᓂᓂᒃ ᓄᓕᐊᖅᑎᓪᓗᒋᑦ, ᐊᓯᖏᓐᓂᓪᓗ) ᐊᖑᓇᓱᒍᓐᓇᕐᓚᖓᑦ. ᐊᖏᓛᖏᒍᑦ ᒪᓕᒐᔾᔪᑎᐅᔪᓐᓇᓱᐊᕐᓗᑎᒃ ᐊᖑᓇᓱᑦᑕᐅᔪᓐᓇᖅᑐᑦ ᓇᓛᖅᑐᖃᕐᖏᑦᑐᒥ ᑐᑦᑐᓂᑦ ᐊᐅᖅᑕᐅᓯᒪᔪᑦ ᕿᑭᖅᑖᓗᒥ ᑐᑦᑐᓕᕆᓂᕐᒥᑦ ᐊᐅᓚᑦᓯᔾᔪᑎᖏᓐᓂᑦ ᐸᕐᓇᐅᑎᖏᒥ ᑕᐃᒪᓕᖓᐊᕐᓯᒪᔪᑦ ᒫᓐᓇᐅᔪᖅ ᑐᑭᓯᒪᓂᖅᑎᓐᓂᒃ ᑐᑦᑐᐃᑦ ᓇᔪᒐᖏᓐᓂᑦ ᓯᓚᑎᖏᓐᓂᓪᓗ ᐊᒻᒪ ᒪᓕᒍᑎᖃᕐᓯᒪᓪᓗᑎᒃ ᑕᑯᓐᓇᑕᐅᓗᑎᒃ ᐱᓕᕆᔾᔪᑎᐅᓯᒪᔪᓂᒃ ᐊᒻᒪ ᐊᒥᓱᑉᐹᓪᓚᐊᓂᖏᓐᓂᑦ ᐆᑦᑑᑎᐅᓯᒪᔪᓂᒃ ᓇᓖᖅᑐᖃᕐᖏᑦᑐᒥ ᑐᑦᑐᓂᑦ ᑲᑎᓇᓂᕐᓂᒃ (ᑲᑯᒥᐊᕐᓗᒍ ᐆᑦᑑᑎ: ᐊᓖᒃᑲᒥ ᐃᖃᓗᓕᕆᔨᒃᑯᑦ ᐊᒻᒪ ᓂᕐᔪᑎᓕᕆᔨᒃᑯᑦ 2001; ᐊᓖᒃᑲᐅᑉ ᔩᑳᓗ ᒥᑦᓴᓂᒥᐅᑕᓂᑦ ᑐᑦᑐᓂᑦ ᐆᒪᔪᓕᕆᔨᒃᑯᑦ ᑲᑎᒪᔨᖏᑦ 2010). ᒪᓕᒐᔾᔪᑎᐅᔪᓐᓇᓱᐊᖅᑐᓂᑦ ᐊᖑᓇᓱᑦᑎᑦᓯᒃᑲᑦᑕᕐᓂᖅ ᑐᑦᑐᓂᑦ 0-3 ᐳᓴᐅᔪᑦ (ᐸᓐᓃᓐᓇᕐᓂᒃ) ᒪᓕᑦᑐᒋᑦ ᖃᓄᐃᓕᖓᓂᖏᑦ ᑐᑦᑐᐃᑦ ᓯᕗᒧᐊᑉᐸᓪᓚᐊᓂᖏᒍᑦ (ᖃᑦᔫᓐᓇᕈᖅᐸᓪᓕᐊᓂᖅ, ᑕᐃᒪᐃᑐᐃᓐᓇᕐᓂᖅ, ᐅᖓᕙᓲᓐᓃᑦ ᐃᓚᕙᓪᓚᐊᓂᖅ). ᐊᒥᓲᓂᖅᓴᓂᒃ ᐊᖑᓇᓱᑦᑎᑕᐅᕙᑉᐸᑕ ᒪᓕᒐᔾᔪᑎᑦᓯᐊᕙᐅᔪᓐᓇᖅᑐᑦ ᐊᒥᓱᐊᓗᐃᓗᐊᖏᑉᐸᑕ ᐅᖓᕙᓲᓐᓃᑦ ᐱᑕᖃᖕᖏᓯᐊᒻᒪᕆᑉᐸᑕ ᓂᕿᑐᓲᑦ ᐊᒻᒪ ᓱᑲᑦᑐᒥᑦ ᐊᒥᓱᑉᐹᓪᓚᐊᒍᑎᒃ; ᑭᓯᐊᓂᓕ ᓵᖅᑮᓕᔭᖅᑐᑦ ᐅᓗᕆᐊᓇᕈᓐᓇᖅᑐᓂᒃ ᐊᒻᒪ ᖃᐅᔨᓴᖅᑕᐅᔪᒪᓕᕆᐅᕙᓪᓗᑎᒃ ᒪᓕᒐᔪᓐᓇᓯᐊᕐᑯᓪᓗᒋᑦ ᐊᑯᓂᐊᓗᒃ. ᐊᑐᓂ ᐊᕐᓇᕐᓗᐃᑦ ᑐᑦᑐᑕᐅᔪᑦ ᐊᔾᔨᖃᖕᖑᐊᖅᑐᑦ ᐱᖓᓱᓂᒃ (3) ᐸᓐᓂᓂᒃ; ᑕᐃᒪᐃᒻᒪᑦ, ᒪᓕᒐᔾᔪᑎᐅᔪᓐᓇᖅᑐᒥᑦ ᐊᔾᔨᒌᖏᑦᑐᓂᑦ ᐊᖑᓇᓱᑦᑎᑦᓯᒃᑲᑦᑕᕐᓂᖅ ᒥᑭᓂᖅᓴᓗᐊᖑᕆᐊᖃᖅᓯᔭᖅᑐᑦ. ᐊᖑᓇᓱᓐᓂᖅ ᐱᑐᐃᓐᓇᐅᖏᔾᔪᑎᖃᕐᓇᐊᕐᒪᑦ ᒪᓕᑦᑕᐅᓗᑎᒃ ᑎᑎᕋᖅᓯᒪᔪᑦ ᓄᓇᕗᒻᒥ ᓄᓇᑖᕐᓂᒃᑯᑦ ᐊᖏᕈᑎᒥ (NLCA), ᐃᓱᒪᒋᔭᐅᓂᖕᓴᐅᓗᑎᒃ ᐊᒻᒪ ᑭᖑᓪᓕᖕᕚᓂᒃ ᐊᖑᓇᓱᒍᓐᓇᐅᑎᓂᒃ ᑎᒍᒥᐊᕐᓗᑎᒃ ᐃᓄᐃᑦ ᐊᑎᖅᑲᖅᑕᐅᔪᑦ (ᓄᓇᕗᒻᒧᑦ ᐊᖏᖅᑲᑎᒌᒍᑕᐅᓯᒪᔪᒥ 1993). ᓄᓇᑖᕈᑎᒥ ᐊᑎᖅᑲᖅᑕᐅᖏᑦᑐᓄᑦ ᐊᖑᓇᓱᑦᑕᐅᕙᑦᑐᑦ ᐊᒥᐊᒃᑰᓗᔭᖅᑐᑦ ᐱᔭᐅᓚᐅᖅᑎᓪᓗᒋᑦ ᐱᒋᐊᕈᑎᐅᓯᒪᔪᑦ ᐱᔭᕆᐊᓕᓐᓄᑦ ᐊᖑᓇᓱᓐᓂᕐᓂᒃ, ᒪᓕᑦᑕᐅᓗᑎᒃ ᐋᖅᑭᑦᑕᐅᓯᒪᔪᑦ ᓄᓇᕗᒻᒥ ᐆᒪᔪᓕᕆᔨᒃᑯᑦ ᑲᑎᒪᔨᖏᓐᓂᑦ ᑐᓴᐅᒪᖃᑎᖃᕐᓂᒃᑯᑦ ᓄᓇᕗᑦ ᑐᖕᖓᕕᒃᑯᓐᓂᑦ, ᕿᑭᖅᑖᓗᒃ ᐆᒪᓕᕆᔨᒃᑯᑦ ᑲᑎᒪᔨᖏᑦ, ᐊᖑᓇᓱᑏᑦ ᒥᑭᒋᐊᕐᓂᐊᖅᑏᓪᓗ ᑲᑐᔾᔨᖃᑎᒌᖕᖏᓐᓂᑦ ᐊᒻᒪ ᐊᕙᑎᓕᕆᔨᒃᑯᓐᓂᑦ (ᐋᑎᒃᑯ 5.1.3, (a) (i) ᐊᒻᒪ (ii), NLCA 1993).

ᐊᖑᓇᓱᑦᑕᐅᕙᑦᑐᑦ ᑕᐃᒫᓪᓗᐊᖅ ᐊᒥᓲᑎᒋᔪᑦ ᑐᑦᑐᐃᑦ ᐱᕈᖅᐸᓪᓕᐊᓂᖏᓐᓂᑦ ᐊᒥᓱᑉᐹᓪᓚᐊᒍᑎᐅᔾᔮᖏᑦᑐᑦ. ᐊᖑᓇᓱᑉᐸᓂᐊᖅᑐᑦ ᐊᐅᖅᑕᐅᔪᑦ ᐊᐅᑉᐸᖅᑑᑎᓪᓗᒋᑦ ᐅᖓᕙᓲᓐᓃᑦ ᖁᖅᓱᖅᑑᑎᓪᓗᒋᑦ ᑐᑭᖅᐸᓂᐊᖅᑐᑦ ᐊᑯᓂᐅᓂᖓ ᐅᑎᖅᐸᓪᓚᐊᖃᑦᑕᕐᓂᐊᕐᓂᖏᓐᓂᑦ ᑐᑦᑐᐃᑦ. ᐊᖑᓇᓱᓐᓂᖅ ᐱᑐᐃᓐᓇᐅᖏᔾᔪᑎᖃᕈᓐᓇᖅᑐᖅ ᐊᒻᒪ ᐊᓴᐅᕐᓯᔾᔪᑎᐅᔪᓐᓇᖅᓴᖅᑐᓂᓘᓐᓃᑦ ᐅᖓᑎᖏᓐᓂ ᖁᖅᓱᖅᑐᐃᑦ ᐊᒻᒪ ᑐᖑᔪᐊᖓᔪᑦ ᐊᐅᖅᑕᐅᕖᖅᐸᓪᓚᐊᑎᓪᓗᒋᑦ.

5.2 ᒫᓐᓇᐅᔪᖅ ᖃᓄᐃᓕᖓᓕᕐᓂᖓ

ᒫᓐᓇᐅᓚᐅᖅᑐᖅ ᐱᔾᔪᑎᐅᓚᐅᖅᑐᑦ ᐊᐅᐸᔫᑦᑐᒦᒍᑎᐅᓚᐅᖅᑐᑦ ᑐᑦᑐᐃᑦ ᓄᖑᑉᐸᓪᓕᐊᓂᖏᓐᓂᑦ (2000-2010) ᐱᔾᔪᑎᖃᕐᓇᓚᐅᖅᑐᑦ ᐊᔾᔨᒌᖏᑦᑐᓂᑦ ᐊᑕᐅᑦᓯᒃᑯᖅᑐᓂᒃ (ᓇᓗᓇᐃᔭᕐᓯᒪᔪᑦ ᐅᕙᓂ *4.1* ᐊᒥᓱᓃᑦ) ᐊᒻᒪ ᐃᓱᒪᒋᔭᐅᖏᑦᑐᑦ ᐱᔾᔪᑎᐅᓯᒪᓂᖏᓐᓂᑦ ᐊᒥᓱᓗᐊᖅᑐᑦ ᐊᖑᓇᓱᑦᑕᐅᓯᒪᓂᖏᓐᓄᑦ. ᑭᓯᐊᓂᓕ, ᐊᖑᓇᓱᑦᑕᐅᔪᑦ ᐊᒥᓲᓗᐊᖅᑎᓪᓗᒋᑦ ᖃᑦᓯᓐᓇᐅᓗᐊᖅᑎᓪᓗᒋᑦ ᓄᖑᑉᐸᓪᓕᐊᓕᕐᓗᑎᒃ ᐱᓕᕋᔭᖅᑐᑦ ᐊᒻᒪ ᐃᒻᒪᖄ ᓄᖑᑦᑕᐅᓯᐊᒻᒪᕆᓕᕐᓗᑎᒃ ᑐᑦᑐᐃᑦ. ᐊᐅᖅᑕᐅᓕᑐᐃᓐᓇᓇᐊᓕ, ᐊᒥᓲᓗᐊᖅᑐᓂᒃ ᐊᖑᓇᓱᖅᑲᑦᑕᖅᐸᑕ ᑐᑦᑐᐃᑦ ᐃᓚᕙᓪᓚᐊᒍᓐᓃᕐᓗᑎᒃ ᐱᓕᕋᔭᖅᑐᑦ ᐅᐸᑉᐸᑦᑕᖏᑦ ᖃᓄᑎᒋ ᐅᖓᓯᓐᓂᓖᑦ ᖃᓄᐃᓕᖓᓂᖏᑦ ᐱᐅᓯᕙᓪᓕᐊᓕᕋᓗᐊᖅᐸᑕ. ᐊᑦᑐᐃᓂᖃᕋᔭᕐᓂᖏᑦ ᐊᖑᓇᓱᓐᓂᒃᑯᑦ ᐱᒻᒪᕆᐅᒍᓐᓇᖅᑐᑦ ᐱᒻᒪᕆᐅᒍᓐᓇᕋᑎᓪᓗ ᒪᓕᓪᓗᒋᑦ ᑐᑦᑐᐃᑦ ᓯᕗᒧᐊᑉᐸᓪᓕᐊᓂᖏᓐᓂᑦ ᖃᓄᖅ (ᖃᑦᔫᓐᓇᕈᖅᐸᓪᓕᐊᓂᑦ, ᑕᐃᒪᐃᓕᖓᑐᐃᓐᓇᐸᑦᑐᑎᒃ, ᐊᒻᒪ ᐃᓚᕙᓪᓚᐊᕙᑦᑐᑎᒃ). ᓄᕋᑖᖅᐸᓂᖏᑦ ᐊᒻᒪ ᐊᓂᒍᐃᓂᕆᔪᓐᓇᖅᑕᖏᑦ ᐊᖏᔩᑎᓪᓗᒋᑦ ᐊᖏᓂᖓᓂᒃ ᐊᖑᓇᓲᑎᓂᒃ ᑲᔪᓯᓯᐊᕈᓐᓇᐅᑎᖃᕈᓐᓇᖅᓯᔭᖅᑐᑦ. ᑭᓯᐊᓂᓕ, ᖃᐅᔨᒪᖕᖏᑦᑕᕗᑦ ᕿᑭᖅᑖᓗᒥ ᑐᑦᑐᐃᑦ ᐃᓚᕙᓪᓚᐊᒻᒪᖔᑕ ᐅᖓᕙᓲᓐᓃᑦ ᐃᓚᖕᖓᐸᓪᓕᐊᒻᒪᖔᑕ ᐱᔾᔪᑎᖃᖅᑐᑕ ᓈᒻᒪᑦᑐᓂᒃ ᒫᓂᓴᖅᓂᒃ ᖃᐅᔨᓴᐅᑎᐅᓯᒪᔪᓂᒃ. ᐊᕐᕌᒍᓪᓚᓴᓄᑦ ᖃᐅᔨᓴᐅᑎᐅᓯᒪᔪᓂᒃ ᐱᓯᓇᐊᖅᑲᑦᑕ ᐋᖅᑭᑦᓱᐃᔾᔪᑎᑦᓴᓂᒃ ᖃᓄᖅ ᐊᑐᓕᖅᐸᒻᒪᖔᑕ ᑖᒃᑯᐊ ᑐᑦᑐᐃᑦ.

ᑭᓯᐊᓂᓕ ᒫᓐᓇᐅᓕᖅᑐᖅ ᐱᓕᕆᔾᔪᑎᖃᓕᖅᑐᑦ ᐊᕙᑎᓕᕆᔨᒃᑯᓄᑦ ᓄᐊᑦᓯᔾᔪᑎᐅᔪᓐᓇᖅᑐᓂᒃ ᑕᑎᒋᔭᕐᓂᖅᑐᓂᒃ ᐊᖑᓇᓱᓐᓂᕐᒨᖕᖓᔪᓂᒃ ᑐᑭᓯᒋᐊᕈᑎᓂᑦ, ᐊᒻᒪ ᑕᑎᒋᔭᕐᓂᖅᑐᓂᒃ ᐊᖑᓇᓱᓐᓂᕐᒨᖕᖓᔪᓂᒃ ᓈᓴᐅᑎᓕᕆᔨᓂᒃ ᖃᐅᔨᓴᐅᑎᒥᓂᖅᑕᖃᖕᖏᒻᒪᑦ. ᐊᑐᓕᓚᐅᖅᓯᒪᓪᓗᓂ 2015−ᒥ, ᒥᓂᔅᑕᕆᔭᐅᔪᖅ ᐊᕙᑎᓕᕆᓂᕐᒧᑦ ᐊᖏᖅᓯᓚᐅᖅᐳᖅ ᐋᖅᑭᒃᓯᒪᓕᖅᑎᑕᐅᓯᒪᔪᒥᒃ ᓄᓇᕗᒻᒥ ᐆᒪᔪᓕᕆᔨᕐᔪᐊᒃᑯᑦ ᑲᑎᒪᔨᖏᓐᓂᑦ ᐱᔪᓐᓇᖅᑎᑦᑎᔪᒪᓪᓗᑎᒃ ᐃᓱᓕᑦᑕᖅᑐᒥᒃ ᐊᖑᔭᓐᓇᓯᓐᓂᕐᒥᒃ 250−ᓂᒃ ᐸᖕᓂᕐᓂᒃ ᑐᒃᑐᓂᒃ ᑕᒪᓐᓇ ᐃᓚᖃᕐᓗᓂ ᐅᖃᐅᓯᖃᕆᐊᖃᓪᓚᕆᒃᐸᖕᓂᕐᒥᒃ. ᑕᒪᓐᓇ ᐊᖑᔭᓐᓇᕐᓂᕆᓴᐅᔭᖅ ᐃᓕᔭᐅᓯᒪᓚᐅᖅᐳᖅ ᔪᓚᐃ 15, 2019−ᖑᕋᓱᖕᓂᖕᖓᓂ ᑕᐃᓐᓇ ᒥᓂᔅᑕ ᐊᖏᖅᓯᓚᐅᖅᑎᓪᓗᒍ ᐋᖅᑭᒃᓯᒪᓕᖅᑎᑕᐅᓯᒪᔪᒥᒃ ᓄᓇᕗᒻᒥ ᐆᒪᔪᓕᕆᔨᕐᔪᐊᒃᑯᑦ ᑲᑎᒪᔨᖏᓐᓂᑦ ᑲᔪᓯᑎᑦᑎᔪᒪᓪᓗᑎᒃ ᑲᒻᒥᕐᓗᒥᑦ ᐊᖑᔭᐅᔪᓐᓇᖅᑎᑕᐅᔪᓂᒃ 250−ᓂᒃ ᕿᑭᖅᑖᓗᖕᒥ ᑐᒃᑐᒥᔭᐅᔪᓂᒃ ᐊᓯᔾᔨᕐᓗᒍᓗ ᖃᔅᓯᕋᕐᓇᖖᒋᑎᑦᑎᓂᖅ ᐃᓱᓕᑦᑕᖅᑎᑦᑎᓂᖅ ᐱᕚᒃᓴᖅᑎᑦᑎᔪᒪᓂᕐᒧᑦ 25−ᓄᑦ ᐊᕐᓇᓄᑦ ᑎᑭᓪᓗᒍ, ᓄᕐᕋᖃᖖᒋᑦᑐᓄᑦ ᐊᖑᔭᐅᔭᕐᓗᑎᒃ ᑖᒃᑯᓇᓂ ᑲᑎᕐᓗᒥᑦ ᖃᔅᓯᕋᕐᓇᖅᑎᑕᐅᓂᕐᓂ. ᓯᕗᓂᑦᑎᓐᓄᑦ ᐊᖑᓇᓱᓐᓂᕐᒥᑦ ᐊᐅᓚᑦᓯᔾᔪᑎᑦᓴᓂᑦ ᐋᖅᑮᓖᕐᓂᐊᖅᑐᑦ ᓄᓇᕗᒻᒥ ᐆᒪᔪᓕᕆᔨᕐᔪᐊᒃᑯᑦ ᑲᑎᒪᔨᖏᓐᒧᑦ ᐊᒻᒪ ᓄᓇᕗᒻᒥ ᓄᓇᑖᕐᓂᒃᑯᑦ ᐊᖏᕈᑎᒧᑦ ᐅᐸᓗᖓᐃᔭᐅᑎᖃᕐᓗᑎᒃ, ᐅᖃᐅᑎᕐᖃᕐᓇᖅᑎᑕᐅᓗᑎᒃ ᑐᓴᐅᒪᒍᒪᔪᑦ ᑭᒃᑯᑐᐃᓐᓇᐃᑦ, ᓄᓇᓖᑦ ᐊᒻᒪ ᑲᑐᔾᔨᖅᑎᕐᓂᒃᑯᑦ ᐊᐅᓚᑦᓯᖃᑕᐅᔪᑦ.

6.0 ᖃᐅᔨᓴᖅᐸᓐᓂᖅ

ᐊᐅᓚᑦᓯᑦᓯᐊᕙᑦᓴᐅᖏᑦᓯᐊᖅᑐᖅ ᑐᑭᓯᒪᒪᒐᓂ ᖃᓄᑐᐃᓐᓇᖅ. ᑐᑭᓯᐅᒪᒐᑎᒃ ᐊᐅᓚᑦᓯᓇᓱᐊᖅᑐᑦ ᐅᓗᕆᐊᖅᑐᖅᑎᑦᓯᑐᐃᓐᓇᕆᐊᓕᑦ ᓄᖑᑉᐸᓪᓕᐊᓕᕐᓗᑎᒃ, ᐅᑎᕈᓐᓇᐃᓕᓗᑎᒃ ᐱᐅᓯᖏᓐᓄᑦ ᐊᒻᒪ ᐃᒻᒪᖄ ᓄᖑᑦᑕᐅᓯᐊᒻᒪᕆᓕᕐᓗᑎᒃ ᑐᑦᑐᐃᑦ. ᑲᔪᓯᓯᐊᖅᑎᑦᑐᑦ ᐊᐅᓚᑦᓯᕙᓐᓂᖅ ᑐᑦᑐᓂᒃ ᐊᖏᔪᐊᓗᓐᓂᒃ ᑐᑭᓯᓯᒪᒋᐊᓕᒃ, ᐱᖃᓯᐅᑎᓪᓗᒋᑦ ᐊᖑᓇᓱᑦᑕᐅᔪᓐᓇᖅᑐᑦ, ᐊᒥᓲᓕᕐᓂᕆᐊᑦᑕᕐᒥᑦ ᖃᑦᔫᓐᓇᐅᓕᖅᐸᓐᓂᖏᓪᓗ ᐊᒻᒪ ᖃᓄᑎᒋ ᐅᖓᓯᑦᑐᒧᑦ ᓃᑦᑕᕐᐸᓐᓂᖏᑦ (ᑎᑎᖅᓯᒪᔪᖅ 2). ᕿᓚᒥᐅᕆᐊᖅᓯᓂᖏᑦ ᐊᒻᒪ ᓇᓗᓇᐃᕐᓯᒪᑦᓯᐊᕆᐊᖃᕐᓂᒥᑦ ᐱᔾᔪᑎᖃᖅᑐᓂ, ᖃᐅᔨᓴᖅᑕᐅᔾᔪᑎᖃᖅᑐᑦ ᐱᓕᕆᔾᔪᑎᐅᔪᖅ ᓄᓇᐃᔭᖅᓯᒪᓪᓗᑎᒃ ᐱᓕᕆᐊᖑᔪᑦ ᑐᑦᑐᓕᕆᓂᕐᒥ ᐊᐅᓚᑦᓯᔾᔪᑎᑦᓴᓂᑦ ᐸᕐᓇᐅᑎᑦᓴᒥ (ᐱᓕᕆᔾᔪᑎᓂᑦ ᐅᖃᐅᓯᖃᖅᑐᑦ ᑕᑯᔭᐅᔪᓐᓇᖅᑐᑦ ᓄᓇᕗᒻᒥ ᓚᕙᒃᑯᑦ ᐱᓕᕆᐊᓐᓂᑦ ᐅᓂᒃᑳᖅᑐᓂ).

6.1 ᓄᓇᓕᕐᓂᒥᐅᑕᓂᑦ ᐃᓚᒋᔭᐅᑎᑦᓯᓂᖅ ᖃᐅᔨᓴᖅᐸᓐᓂᒃᑯᑦ

ᖃᐅᔨᓴᖅᐸᓚᐅᖅᑐᑦ ᐊᕙᑎᓕᕆᔩᒃᑯᑦ ᐱᖃᑎᖃᖅᐸᑦᑐᑎᒃ ᓄᓇᓕᕐᓂᒥᐅᑕᓂᑦ ᐊᒻᒪ ᓄᓇᓕᖃᕐᕕᓐᓄᑦ ᐊᖑᓇᓱᑦᑏᑦ ᒥᑭᒋᐊᕐᓂᐊᖅᑏᓪᓗ ᑲᑐᔾᔨᖃᑎᒌᖕᒋᓐᓂᒃ (ᑕᑯᖁᔪᑦ ᐆᑦᑑᑎᑦᓴᑦ ᑳᒻᐱᐅᓪ ᐊᓯᖏᓪᓗ 2015; ᒍᐊᕐᑦᔅ 2014; ᔾᐊᓐᑭᓐᔅ ᐊᓯᖏᓪᓗ 2012; ᔾᐊᓐᑭᓐᔅ ᐊᒻᒪ ᒍᐊᕐᑦᔅ 2012; ᓄᓇᕗᒻᒥ ᐊᕙᑎᓕᕆᔩᒃᑯᑦ 2013). ᐱᖃᓯᐅᔾᔨᔪᑦ ᐃ) ᐱᓕᕆᐊᒃᓴᐃᑦ ᐃᓗᓕᖏᓐᓂᑦ ᐋᖅᑭᑦᓱᐃᓂᖅ ᐊᒻᒪ ᖃᓄᐃᓕᖓᓂᐊᕐᓂᖏᓐᓂᑦ ᖃᐅᔨᓴᐅᑏᑦ, ᐱ) ᑐᓴᐅᒪᑎᑦᓯᓂᖅ ᐊᒻᒪ ᐃᓱᒪᒃᓴᖅᓯᐅᕈᑎᒃᓴᓂᖅ ᐱᖁᓯᒃᑯᑦ ᐊᒻᒪ ᐃᓅᖃᑎᒌᓂᒃᑯᑦ ᓈᒻᒪᑦᑐᓂᑦ ᖃᐅᔨᓴᐅᑎᑦᓴᓂᑦ ᐊᒻᒪ ᑎ) ᐃᓚᒋᔭᐅᕙᓪᓗᓂ ᖃᐅᔨᓴᖅᑐᓄᑦ ᐊᑐᖅᑕᐅᓗᑎᒃ ᐃᓄᐃᑦ ᐱᓕᕆᔾᔪᑎᒋᕙᑦᑕᖏᑦ ᐊᒻᒪ ᐃᖅᑲᓇᐃᔭᖅᑎᒋᔭᐅᕙᓪᓗᑎᒃ ᒪᓕᑦᑕᐅᓗᑎᒃ ᐊᑐᐊᒐᐅᔪᑦ ᓄᓇᕗᒻᒥ ᓄᓇᑖᕐᓂᒃᑯᑦ ᐊᖏᕈᑎᒥ (ᑎᑎᕋᖅᓯᒪᓂᖓ 5.1.6, ᓄᓇᕗᒻᒧᑦ ᐊᖏᖃᑎᒌᒍᑕᐅᓯᒪᔪᒥ 1993).

6.2 ᐃᓄᐃᑦ ᖃᐅᔨᒪᔭᑐᖃᖏᑦ

ᐃᓄᐃᑦ ᖃᐅᔨᒪᔭᑐᖃᖏᑦ ᐱᓕᕆᔾᔪᑎᐅᒻᒪᑕ ᐊᓐᓂᕆᔭᐅᔪᓂᑦ ᐱᓕᕆᔾᔪᑎᐅᔪᓂᑦ, ᐅᑉᐱᕆᔭᐅᔪᓂᑦ ᐊᒻᒪ ᖃᐅᔨᒪᔭᐅᔪᓂᑦ ᑎᒍᔭᐅᓯᒪᔪᓂᑦ ᐃᓅᓯᖃᕐᓂᒃᑯᑦ ᐊᒻᒪ ᐊᖑᓇᓱᐊᓂᒃᑯᑦ ᓄᓇᒥ ᐊᕐᕌᒍᓗᒃᑖᓄᑦ ᐃᓄᖏᒍᑦ. ᓄᓇᕗᒻᒥ ᒐᕙᒪᒃᑯᑦ ᐊᕙᑎᓕᕆᔩᒃᑯᖏᑦᑕ ᐱᓕᕆᔭᕆᐊᖃᕐᓯᒪᔭᖓᑦ ᓄᐊᑦᓯᕙᓪᓗᑎᒃ ᐊᒻᒪ ᐊᑐᖅᐸᓪᓗᑎᒃ ᐃᓄᐃᑦ ᖃᐅᔨᒪᔭᑐᖃᖏᓐᓂᒃ ᐊᑕᐅᓯᒃᑯᑦ ᓱᓇᑐᐃᓐᓇᕐᓂᒃ ᖃᐅᔨᓴᖅᑎᓄᑦ ᖃᐅᔨᓴᐅᑎᐅᓯᒪᔪᓂᒃ. ᐊᕙᑎᓕᕆᔩᒃᑯᑦ ᐊᑐᓚᐅᖅᑐᑦ ᐃᓄᐃᑦ ᖃᐅᔨᒪᔭᑐᖃᖏᓐᓂᑦ ᖃᐅᔨᓴᐅᑎᖃᖅᑐᑎᒃ ᕿᑭᖅᑖᓗᒥ ᑐᑦᑐᓂᒃ 2013−ᒥ. ᐊᑐᖅᑕᐅᓚᐅᖅᑐᑦ ᐊᖑᓇᓱᑦᑎᓄᑦ ᐃᓐᓇᑐᖃᕐᓄᑦ ᐃᓕᖅᑯᓯᑐᖃᒃᑯᑦ ᖃᐅᔨᒪᔩᓂᒃ (TK) ᐊᐱᕐᓱᐸᑦᑐᑎᒃ ᐊᒻᒪ ᑭᒃᑯᑐᐃᓐᓇᐃᑦ ᐃᓱᒪᒋᔭᖏᓐᓂᑦ ᐊᐱᖅᑯᑎᖃᖅᐸᑦᑐᑎᒃ ᐊᔾᔨᒌᖕᒋᑦᑐᓂ ᕿᑭᖅᑖᓗᒥ ᓄᓇᓕᖕᓃᑦᑐᓂᑦ (ᑰᑎᐅᕐ 2015a, ᑰᑎᐅᕐ 2015b). ᐊᕙᑎᓕᕆᔩᒃᑯᑦ ᐃᓱᒪᓕᓴᕐᓯᐅᕈᑎᖃᖅᐸᑦᑐᑦ ᐃᓄᐃᑦ ᖃᐅᔨᒪᔭᑐᖃᖏᓐᓂᑦ ᐊᒻᒪ ᓱᓇᑐᐃᓐᓇᕐᓂᑦ ᖃᐅᔨᓴᐅᑎᓂᑦ ᐊᑕᐅᑦᓯᒃᑯᓪᓗᒋᑦ ᐊᐅᓚᑦᓯᔾᔪᑎᑦᓴᓂᒃ ᐊᑐᓕᕐᓯᒍᔾᔪᑎᑕᐅᖅᑐᑎᒃ (ᓄᓇᕗᒻᒥ ᓄᓇᑖᕐᓂᒃᑯᑦ ᐊᖏᕈᑎᒥ ᑎᑎᕋᖅᓯᒪᓂᖓ 5). ᐃᓄᐃᑦ ᖃᐅᔨᒪᔭᑐᖃᖏᓐᓂᑦ ᓄᐊᑦᓯᕙᒻᒥᔪᑦ ᐱᓕᕆᐊᑦᓴᓕᕆᓂᖏᓐᓂ ᑐᓴᐅᒪᑎᑦᓯᓕᖅᐃᓚᒥᒃ ᐊᒻᒪ ᐃᑲᔫᑎᐅᓯᒪᓪᓗᑎᒃ ᑐᓴᐅᒪᑎᑦᓯᔾᔪᑎᐅᓗᑎᒃ ᓱᓇᑐᐃᓐᓇᕐᓂᑦ ᖃᐅᔨᓴᐅᑎᒍᑦ ᖃᓄᐃᓕᖓᓂᖏᓐᓂᒃ ᐊᒥᓱᐊᖅᑎᖅᑐᑎᒃ. ᐃᓄᐃᑦ ᖃᐅᔨᒪᔭᑐᖃᖏᑦ ᐱᒻᒪᕆᐅᕗᑦ ᐃᓚᒋᔭᐅᖁᑦᑐᑎᒃ ᐋᖅᑭᑦᓱᖅᑕᐅᑎᓪᓗᒋᑦ ᖃᐅᔨᓴᐅᑎᑦᓴᑦ, ᐊᒻᒪ ᑕᑯᓐᓇᖅᑕᐅᓯᒪᔪᑦ ᓄᓇᓕᕐᓂᒥᐅᑕᓄᑦ ᐊᖑᓇᓱᑦᑎᓄᑦ ᐊᑐᖅᑐᒻᒪᓇᐅᔪᓂᑦ ᑐᑭᓯᕕᐅᓯᒪᓕᖅᑐᑦ ᖃᓄᐃᓕᖓᓂᖏᓐᓂᒃ, ᓇᒨᖕᖓᐸᓂᖏᓐᓂᒃ ᐊᒻᒪ ᐱᐅᓯᓇᕙᑦᑕᕐᓂᖏᓐᓂᑦ ᕿᑭᖅᑖᓗᒥ ᑐᑦᑐᐃᑦ.

6.3 ᐊᖑᑦᑕᐅᔪᑦ ᐅᖃᓇᐊᖅᑐᑕᐅᖃᑦᑕᕐᓂᖏᑦ

ᓇᓄᓇᐃᔭᐃᓂᖅ ᐊᒥᓲᓂᖏᓐᓂᑦ ᐆᒪᔪᐃᑦ ᐊᖑᓇᓱᑦᑕᐅᕙᑦᑐᓂᑦ ᐱᒻᒪᕆᐅᕗᑦ ᐊᐅᓚᑦᓯᓂᒃᑯᑦ ᐱᓕᕆᔾᔪᑎᓂ, ᑭᓯᐊᓂ ᐊᑐᖅᑐᒻᒪᕆᐅᒋᕗᖅ ᖃᑦᓰᓐᓇᐅᓗᐊᕐᓂᐅᓴᖅᑎᓪᓗᒋᑦ. ᑐᑭᓯᒪᓂᕆᐊᓕᐊᓐᓂᒃ ᐊᖑᓇᓲᑎᓂᑦ ᐊᐅᓚᑦᓯᓯᐊᕈᒪᓂᐊᕐᓗᓂ ᑐᑭᖃᑦᓯᐊᖅᑐᒥᑦ. ᐊᖑᒍᑎᐅᓂᖏᑦ ᐊᓇᓴᓐᓂᖏᓐᓗ ᐊᖑᓇᓱᑦᑕᐅᕙᑦᑐᑦ ᐆᒪᔪᐃᑦ ᐱᐅᓂᐅᔪᖅ, ᖃᓄᑎᒋ ᐃᓚᒋᔭᐅᔪᑦ ᐊᓇᓴᐃᑦ ᐊᒻᒪ ᓄᓴᐃᑦ ᐊᑦᑎᖃᖅᑐᒪᓂᐅᑐᐃᓐᓇᓂᐊᖃᑦᑕᕐᒪᑕ ᑲᑎᙵᓂᑦ ᖃᓄᐃᓕᖓᓂᖏᓐᓂᒃ. ᖃᐅᔨᒪᓗᓂ ᐊᖑᓇᓱᑦᑕᐅᔪᓂᑦ ᖃᑦᓯᐅᓂᖏᑦ ᐊᓇᓴᑦᓴᖅᑎᖏᑦ ᐅᑭᐅᖅᑕᖅᑐᒥ ᐊᒻᒪ ᓄᓇᕗᒻᒥ ᐊᐅᓚᑦᓯᓂᖅ ᐱᓕᕆᔾᔪᑎᖃᕐᓂᐊᕐᒪᑕ. ᐊᑐᖅᑕᐅᔪᓐᓇᖅᑐᑦ ᑭᓯᐊᓂ ᑕᑎᕐᓱᓂᐊᕐᒪᑕ ᐱᓕᕆᔾᔪᑎᒃᓴᖅᑕᐅᓪᓗᑎᒃ ᐅᓂᒃᑳᖅᑕᐅᓂᖏᑦ ᐅᔾᔨᕆᔭᐅᓂᖏᑦ ᐱᓕᕆᔾᔪᑎᒃᓴᓕᕆ, ᑕᒪᓐᓇ ᐊᑐᖅᑕᐅᔪᖅ ᑕᐃᒪ ᐊᒻᒪ ᐊᓯᐊᓂ (ᕿᑎ 2010).

6.4 ᑲᑎᙵᐅᖅᑐᑦ ᖃᓄᐃᓕᖓᓂᖏᑦ

ᐊᒥᓱᐊᓗᐃᑦ ᐱᓕᕆᔾᔪᑎᑦᓴᐅᔪᓐᓇᖅᑐᑦ ᐃᑲᔫᑎᒋᔪᓐᓇᖅᑕᑎᓐᓂᑦ ᑐᑭᓯᑦᓯᐊᕈᓐᓇᕐᓗᑎᒍ ᖃᓄᐃᓕᖓᓂᖏᑦ ᕿᑭᖅᑖᓗᒥ ᑐᑦᑐᐃᑦ. ᐱᓕᕆᔾᔪᑎᑦᓴᐃᑦ ᐊᑕᐅᓯᐅᕗᑦ ᑐᑭᓯᐊᖅᓴᐅᔪᓐᓇᖅᑐᑎᒃ ᐊᓯᐳᔾᔨᖅᑐᑎᒃ ᓄᐊᑦᓯᔾᔪᑎᐅᔪᓐᓇᖅᑐᑎᒃ ᐊᑦᓯᐊᕐᓂᖅᓴᑦ ᑐᑭᓯᐊᒐᖅᑐᖅᓯᒪᓂᖅ. ᑕᒪᒃᑯᐊ ᓯᕗᓕᖅᑐᐃᓯᒪᓂᐊᕐᒪᑕ ᐱᓕᕆᔾᔪᑎᑦᓴᑦ ᓇᓗᓇᐃᖅᑕᐅᑕᐅᔪᑦ ᐱᓕᕆᔾᔪᑎᑦᓴᐅᔪᑦ ᒪᓕᑦᑕᐅᓗᑎᒃ ᖃᓄᐃᓕᖓᓂᖏᓐᓂᑦ ᐊᒻᒪ ᖃᓄᐃᑦᑐᑦ ᑐᑭᓯᐊᑎᑦᓯᔾᔪᑎᑦ (ᑎᑎᕋᖅᓯᒪᔪᓂ 2). ᐃᓘᓐᓇᖏᓐᓂᑦ, ᐅᔭᒥᓯᒃᑕᕐᓂᖅ ᐱᕙᓪᓕᐅᑎᓪᓚᑦᑐᕈᓐᓃᖅ ᖃᐅᔨᓴᐅᑎᒥᓗᒍ ᑐᑦᑐᓂᒃ (ᑎᑎᕋᖅᓯᒪᔪᓂ 2).

6.4.1 ᖃᓄᑎᒋ ᐊᒥᓲᓂᖏᑦ, ᐅᓄᕐᓯᕙᓪᓕᐊᓂᖏᑦ/ᐊᒥᓱᕈᖅᐸᓪᓕᐊᓂᖏᑦ, ᐊᒻᒪ ᖃᓄᑎᒋ ᐊᓯᔾᔨᐸᓪᓕᐊᑎᒋᓂᖏᑦ

ᑐᑭᓯᓯᒪᔭᐅᕆᐊᖃᓪᓚᓐᓇᑦᑐᑦ ᐊᐅᓚᑦᓯᓯᐊᕈᒪᓂᐊᕐᓗᓂ ᑐᑦᑐᓂᒃ ᐊᒥᓲᓂᖏᑦ ᐆᒪᔪᐃᑦ ᐊᒻᒪ ᐅᓄᕐᓯᕙᓪᓕᐊᓂᖏᑦ/ᐊᒥᓱᕈᖅᐸᓪᓕᐊᓂᖏᑦ ᑐᑦᑐᐃᑦ ᐊᒥᓲᓂᕆᐊᖅᑕᕐᒍᑦ (ᓄᓇᓯᐊᖅ ᐊᕙᑎᓕᕆᔩᒃᑯᖏᓐᓂᑦ ᐊᒻᒪ ᓄᓇᓕᕆᔩᒃᑯᓐᓂ 2011). ᑕᒪᒃᑯᐊ ᐊᑐᖅᑕᐅᓗᑎᒃ ᐱᓕᕆᔾᔪᑎᐅᔪᒪᔪᑦ ᐋᖅᑭᑦᓱᐃᔭᐅᔪᓐᓇᖅᑐᑦ ᖃᓄᑎᒋ ᐃᓚᔭᕐᓂᐅᓂᖏᑦ ᐊᒻᒪ ᓇᓚᐅᑦᑖᖅᑐᖃᕐᓂᖏᑦ ᖃᐅᔨᓴᕐᓂᕐᒥᒃ ᐊᑐᕐᓗᒋᑦ ᐊᔾᔨᒌᙱᑦᑐᑦ ᐅᑭᐅᖅᑕᖅᑐᒥ ᓯᕗᓂᐊᓂᒃ. ᖃᐅᔨᒪᓗᑎᒃ ᖃᐅᔨᓴᕐᓂᖏᑦ ᓄᓇᕗᒻᒥᓗ ᐅᕙᓂ ᖃᐅᔨᓴᖃᑎᒌᖕᓂᐊᖅᐸᑦᑐᑦ ᑲᔪᓯᑎᑦᓯᔭᕆᐊᖃᖅᑐᓄᑦ ᖃᓄᑎᒋ ᐊᖑᓇᓱᑦᑕᐅᓂᖏᑦ ᐊᒥᓱᐊᖅᑎᖅᐸᑦ. ᑭᓯᐊᓂ ᓇᓄᓇᐃᔭᐃᓂᖅᓴᐅᓂᖅᓴᒥᒃ ᐊᑐᕐᓂᖅᓴᐅᓂᐊᖅᑐᑦ, ᖃᓪᓗᓇᐅᓂᖅ ᐃᓚᒋᔭᐅᒐᓱᒃᑎᓪᓗᒋᑦ ᐊᓇᓴᐃᑦ ᐊᓂᒍᐃᓯᒪᓂᖏᓐᓂᑦ.

6.4.2 ᑲᑎᓇᓃᑦ ᐱᓪᓗᒋᑦ ᓇᓄᓇᐃᔭᐃᓯᐊᓂᖅ

ᐃᓚᖏᑦ ᓇᐹᖅᑐᖃᖅᑐᖅᑕᖅᑐᒥ ᑐᑦᑐᐃᑦ ᐊᐅᓚᑕᐅᕙᑦᑐᑦ ᑕᒫᓂᑦᓴᐃᓐᓇᖅᑎᒋᑦᑎᑦᓯᒪᓪᓗᑎᒃ ᐃᓅᖃᑎᒌᓪᓗᑎᒃ ᐅᕙᓂᓐᓂ ᑲᑎᓇᓃᑦ ᑕᒫᓂᑦᓴᐃᓐᓈᕐᐸᑦᑐᑦ ᐊᕕᑦᑐᖅᑐᓂ ᐃᓗᐊᓂ ᖃᓪᓗᓇᐅᑎᑐᑦᓯᐊᕐᓕᕐᒥᑦ. ᓂᕆᓂᖅ ᖃᐅᔨᒪᔭᐅᕙᓪᓕᐊᖅᑐᑦ ᕿᑭᖅᑖᓗᒥ ᑐᑦᑐᐃᑦ ᕿᑭᖅᑖᓗᒥ ᑐᑦᑐᐃᑦ ᑕᒫᓂᑦᓴᐃᓐᓈᕐᓂᖅ ᑲᑎᒪᐃᓐᓇᕐᒪᖏᒪᑕ ᑲᑎᓇᓃᑦ ᐅᕙᓂᓐᓂ ᖃᓯᐸᓐᓂᐊᕐᒪᖏᒪᑕ ᑲᑎᓇᓃᑦ ᑐᑦᑐᐃᑦ ᕿᑭᖅᑖᓗᒥ. ᑕᒪᒃᑭᑦ ᐊᑐᐃᓐᓇᐅᔪᑦ ᐃᓄᐃᑦ ᖃᐅᔨᒪᔭᑐᖃᖏᑦ ᐊᒻᒪ ᓱᓇᑐᐃᓐᓇᕐᓂᑦ ᖃᐅᔨᓴᖅᓯᒪᓂᖏᑦ ᑐᑭᓯᐊᕈᑎᖏᑦ ᐃᓱᒪᓕᐅᕆᐊᖅᑐᐃᓐᓇᕈᓯᕐᒥᑦ ᑲᑎᙵᓪᓗᑎᒃ ᑲᑎᓇᓃᑦ ᐱᑕᖃᕐᓂᐊᖅᑐᓄᑦ ᕿᑭᖅᑖᓗᒥ, ᑭᓯᐊᓂ ᓈᒻᒪᖕᒋᑦᑐᑎᒃ ᐱᓕᕆᔾᔪᑎᒥᓂ ᓇᓄᓇᐃᔭᐅᓂᖏᓐᓂᑦ ᖁᓚᖕᖏᓐᓂᐅᓗᓂ ᑕᐃᒪᒃᑕᖅᑐᓂᑦ (ᑳᒻᐱᐅᓪ ᐊᓯᖏᓪᓗ 2015). ᐃᓐᓇᓯᐊᐃᑦ ᓯᕗᓕᖅᓯᒪᓂᖏᓐᓂᑦ ᖃᐅᔨᓴᐅᑎᒥᓂᑦ ᓇᓄᓇᐃᓯᒪᔪᑦ ᑕᒫᓂᑦᓴᐃᓐᓈᕐᓂᖅ ᐱᓯᒪᓂᖏᓐᓂᑦ ᒥᑭᔪᒪᔪᑦ ᐃᓗᐃᓕᕐᒥ ᓄᕙᐊᖅᑭᐊᕈᑦᑐᒥ ᐊᒻᒪ ᕿᑭᖅᑖᓗᒥ ᑐᑦᑐᐃᑦ ᐊᓯᒪᓕᕐᐸᓪᓗᑎᒃ ᕿᑭᖅᑖᓗᒥ ᑐᑦᑐᐃᑦ ᐊᑦᓯᕆᔭᐅᒪᔪᒥᒃ ᓄᓇᖅᐸᓯᒥ ᑲᑎᓇᓃᑦ. ᑕᒪᒃᑯᐊ ᖃᐅᔨᔭᐅᓯᒪᔪᑦ ᓇᓄᓇᐃᔭᐃᓯᒪᒥᔪᑦ ᓇᑭᖕᖒᓯᒪᓂᖏᓐᓂᑦ ᐊᑦᓯᕆᔭᐅᓕᖅᑎᓪᓗᒋᑦ ᑐᑦᑐᐃᑦ ᕿᑭᖅᑖᓗᒥ ᑐᑦᑐᐃᑦ ᐅᐊᖕᒪᓂ ᐊᒻᒪ ᓂᒋᖕᒥ. ᓇᓄᓇᐃᔭᐃᓯᒪᔪᑦ ᑲᑎᙵᐅᖅᑐᓂᑦ ᑲᑎᓇᓂᑦ

ᕿᑭᖅᑖᓗᒻᒥ ᐊᑐᖅᑕᐅᔪᓇᐊᖃᕐᒪᑦ ᐊᕐᕌᒍᒐᓴᓄᑦ ᑲᔪᓯᑦᓯᐊᕐᓯᒪᕐᑯᓗᒋᑦ ᐊᖑᓇᓱᓂᕐᒧᑦ ᐊᐅᓚᑦᓯᔾᔪᑎᓂᑦ ᐱᓕᕆᔾᔪᑎᐅᔪᑦ (ᓄᓇᑦᓯᐊᕐᒥ ᐊᕙᑎᓕᕆᔨᒃᑯᑦ ᐊᒻᒪ ᓄᓇᓕᕆᔨᒃᑯᑦ 2011). ᐊᐅᓚᑕᐅᑎᓪᓗᒋᑦ ᕿᑭᖅᑖᓗᒻᒥ ᐊᑕᐅᓯᐅᑎᓪᓗᒋᑦ ᑲᑎᕆᓂᐅᓗᑎᒃ, ᐊᕕᑦᑐᖅᓯᒪᐅᖅᑎᓪᓗᒋᑦ, ᐅᓗᕆᓇᖅᑐᖃᕈᓇᕐᒪᑦ ᓄᖑᑎᑦᓯᑐᐃᓐᓇᕆᐊᖃᕐᓂᕐᒥᑦ ᐊᔾᔨᒋᖕᒋᑦᑐᓂᑦ ᑲᑎᕆᓂᕐᓂᒃ.

6.4.3 ᑎᒥᖓᑕ ᐃᓗᖏᑦ ᖃᓄᐃᓐᓂᖏᑦ

ᑎᒥᖓᑕ ᐃᓗᖏᑦ ᖃᓄᐃᓐᓂᖏᓐᓂᑦ ᐅᖃᐅᓯᐅᑎᓪᓗᒋᑦ ᐱᔾᔪᑎᐅᔪᑦ ᖃᓄᐃᓕᖓᓂᖏᑦ ᐊᑕᐅᓰᑦ ᐆᒪᔪᐃᑦ ᐃᓗᐊᓃᑦᑐᑦ ᑲᑎᕆᓃᑦ, ᓇᓗᓇᐃᔭᐃᑎᐅᔫᖑᒻᒪᑕ ᐅᐸᑉᐸᑦᑕᖏᑦ ᐅᖓᓯᓐᓂᖏᑕ ᖃᓄᐃᓕᖓᓂᖏᓐᓂᑦ, ᐋᓐᓂᐊᖃᕐᓂᖏᓐᓂᑦ ᐊᒻᒪ ᖃᓄᑎᒋ ᐊᕐᕌᒍᖃᐅᕐᓂᖏᑕ ᐋᖅᑭᑦᓯᒪᓂᖏᑦ. ᑎᒥᖓᑕ ᐃᓗᖏᑦ ᖃᓄᐃᓐᓂᖏᑦ ᐊᒻᒪ ᖃᓄᐃᓕᖓᓂᖏᑦ ᑐᑦᑐᐃᑦ ᐊᑦᑐᐃᓂᖃᕈᓐᓇᖅᑐᑦ ᓄᕐᕋᑖᖅᐸᓐᓂᖏᓐᓂᑦ ᐊᒻᒪ ᐱᑕᖃᐃᓐᓇᕐᓂᐊᕐᓂᖏᓐᓂᑦ ᑐᑦᑐᐃᑦ. ᖃᐅᔨᒪᓂᖃᕐᓂᖅ ᑎᒥᖓᑕ ᐃᓗᖏᑦ ᖃᓄᐃᓐᓂᖏᓐᓂᑦ ᑐᑦᑐᐃᑦ ᕿᑭᖅᑖᓗᒻᒥ ᐃᓚᓕᐅᔾᔨᔪᓇᖅᑐᑦ ᖃᓄᖅ ᑐᑭᓯᓯᒪᓂᖅᑎᓂᑦ ᐱᓪᓗᒋᑦ ᐊᐅᓚᓂᖏᑦ ᓄᖑᐸᓪᓕᐊᓂᐅᑉ ᐊᒻᒪ ᐊᓯᖏᑦ ᑎᒥᖓᑕ ᖃᓄᐃᓂᖏᓐᓄᑦ ᐊᑦᑐᐊᔪᓂᑦ ᐊᕝᕕᐊᕈᑎᐅᔪᓂᑦ ᐅᑎᖅᑎᖏᔾᔪᑎᐅᔪᓇᖅᑐᓂᒃ ᑐᑦᑐᓂᑦ. ᐱᓕᕆᔾᔪᑎᑦᓴᑦ ᐊᐅᓚᑦᓯᔾᔪᑎᑦᓴᐅᔪᓇᖅᑐᑦ ᐱᔾᔪᐅᖁᔭᓂᑦ ᑎᒥᖓᑕ ᐃᓗᖏᑦ ᖃᓄᐃᓂᖏᓐᓂᑦ ᐊᒻᒪ ᑎᒥᖓᑕ ᖃᓄᐃᓐᓂᖏᓐᓂᑦ ᖃᐅᔨᓴᖅᑕᐅᓂᖏᓐᓄᑦ ᐊᑐᐃᓐᓇᐅᔪᑦ (CARMA 2008). ᐃᓘᓐᓇᖓᒍᑦ, ᐱᒻᒪᕆᐅᕗᖅ ᓇᓗᓇᐃᔭᐃᓂᕐᒥᑦ ᐱᔾᔪᑎᐅᔪᓂᒃ ᐃᓚᙱᓪᓕᕆᐊᒍᑎᐅᔪᓂᑦ ᖃᓄᐃᓂᖏᓐᓂᑦ ᐊᐅᓚᑦᓯᔨᐅᔪᑦ ᓇᓚᐅᑦᑖᕈᓐᓇᑦᓯᐊᕐᓂᐊᕐᒪᑕ ᐊᑦᑐᐃᔾᔪᑎᐅᔪᓕᒫᓂᒃ ᑲᑎᕆᓃᑦ ᐱᓪᓗᒋᑦ ᐊᒻᒪ ᐊᐅᓚᑦᓯᔾᔪᑎᓕᐅᕈᑕᐅᕐᑯᓪᓗᒋᑦ ᓈᒻᒪᑦᑐᓂᒃ.

6.5 ᐅᖓᓯᓐᓂᖓᑕ ᐱᕕᑐᓂᖏᑦ

ᑐᑦᑐᐃᑦ ᐊᕐᕆᔭᐊᓗᒻᒥᑦ ᐃᓂᖃᓇᐅᖕᖏᒻᒪᑕ ᑲᔪᓯᑦᓯᐊᕐᓂᐊᕈᑎᒃ ᐊᒻᒪ ᑭᖑᓪᓕᖅᐹᒥ, ᖃᓄᐃᓕᖓᓂᕆᔭᖏᑦ ᐃᓂᒋᔭᐅᕙᑦᑑᑉ ᐊᑦᑐᐃᔾᔪᑎᖃᖅᑐᒪᓇᐅᒪᑦ ᓱᓇᑐᐃᓐᓇᐃᑦ ᐊᒥᓲᓂᖏᑦ ᐃᓚᕙᓕᐊᓂᐊᖅᐸᑕ ᐅᕝᕙᓘᓐᓃᑦ ᐃᓚᙱᓪᓕᐊᓂᐊᖅᐸᑕ. ᐃᓂᒋᔭᐅᔪᒪᓇᐅᔪᑦ ᐊᔾᔨᒋᙱᑐᐃᓐᓇᓇᐊᓖᑦ ᐊᕐᕌᒍᐃᑦ ᐃᓗᖏᓐᓂ ᖃᖓᐅᑎᓪᓗᒍ ᐊᒻᒪ ᐊᑐᖅᑕᐅᒥᐊᖃᓪᓚᓇᑦᑐᑦ ᐊᕐᕌᒍᐃᑦ ᓯᕗᒧᐊᑉᐸᓪᓕᐊᓂᖏᓐᓂ ᐱᒥᐊᕐᓗᑎᒃ ᓄᕋᐅᑎᓪᓗᒋᑦ ᐅᑭᐅᒃᑯᑦ ᓇᒥ ᐃᓂᖃᖅᐸᓐᓂᖏᓐᓄᑦ. ᐃᓄᐃᑦ ᐃᓐᓇᑐᖃᐃᑦ ᐅᖃᐅᓯᖃᕐᓯᒪᔪᑦ ᐊᕙᑎᓂᒃ ᑐᑦᑐᑕᖃᖅᐸᑦᑐᓂᒃ ᓇᒥᑐᐃᓐᓇᖅ ᐱᑕᖃᖅᑎᓇᓕᑦ ᖃᑦᔩᓇᕈᓕᐅᒥᓯᒪᓕᕋᐃᓚᒥᒃ “ᐊᔾᔨᐅᖏᑦᑐᑦ ᐊᕙᑏᑦ” ᐅᖃᐅᓯᐅᓗᑎᒃ (ᕗᕐᒍᓴ 1998), ᐊᒻᒪ ᑕᒪᒃᑯᐊ ᓇᓗᓇᐃᖅᑕᐅᒥᐊᒃᑲᓂᕈᓇᖅᑐᑦ ᐱᒋᐊᖅᑎᑕᐅᓚᐅᖅᑎᓪᓗᒋᑦ ᕿᑭᖅᑖᓗᒻᒥ ᑐᑦᑐᓕᕆᓂᕐᒥᑦ ᐊᐅᓚᑦᓯᔾᔪᑎᑦᓴᓂᑦ ᐸᕐᓇᐅᑎᑦᓱᑦᑐᑦ ᖃᐅᔨᓴᐅᑎᑦᓴᑦ ᐊᒻᒪ ᖃᐅᔨᓴᕐᓂᐅᕙᔭᖅᑐᑦ (ᑎᑎᕋᕐᓯᒪᔪᓂ 3). ᓇᒥ ᓄᕐᕋᑖᖅᐸᓐᓂᖏᑦ ᐱᒻᒪᕆᐅᑎᓪᓗᒋᑦ ᐅᑭᐅᒃᑯᑦ ᐱᔾᔪᑎᐅᑐᐃᓐᓇᕆᐊᖃᕐᒥᔪᑦ ᑐᑦᑐᑭᓐᓂᕐᒥᑦ ᓇᐹᖅᑐᖃᙱᑦᑐᒥᑦ ᑐᑦᑐᓄᑦ, ᐊᕐᕌᒍᒥ ᐆᒪᑦᓯᐊᕆᐊᖃᙱᓐᓂᖅᐹᖑᑎᓪᓗᒋᑦ ᐊᒻᒪ ᓂᕿᑦᓴᖏᑦ ᐱᔭᕐᓂᕐᓂᖏᑦᓴᐅᑎᓪᓗᒋᑦ ᐊᒻᒪ ᐱᓂᖅᑐᖏᑦ ᐆᒻᒪᐅᖏᓂᖕᓴᐅᑎᓪᓗᒋᑦ (ᕗᕐᒍᓴ ᐊᓯᖏᓪᓗ 2001). ᑐᑭᓯᒪᓂᖅ ᐃᓂᒋᔭᐅᕙᑦᑐᓂᒃ ᐱᒻᒪᕆᐅᕗᖅ ᖃᐅᔨᒃᑲᕐᓂᐊᕐᓗᓂ ᐊᑦᑐᐃᔾᔪᑎᐅᔪᓂᑦ ᐸᕝᕕᓴᐅᑎᓄᑦ ᐊᒻᒪ ᓇᓗᓇᐃᔭᐃᓂᐊᕐᓗᓂ ᐃᓂᒋᔭᐅᔪᓂᒃ ᐱᒻᒪᕆᐅᔪᓂᒃ ᑐᑦᑐᓄᑦ ᐅᐸᑦᑕᐅᔪᓇᖅᑐᓂᑦ ᖃᓄᐃᒋ ᐅᖓᓯᑦᑐᒨᕈᓇᕐᓂᖏᑦ ᐱᐅᖏᓕᑎᑕᐅᓯᒪᑎᓪᓗᒋᑦ. ᐃᓚᒋᔭᐅᓗᑎᒃ ᐃᓄᐃᑦ ᖃᐅᔨᒪᔭᑐᖃᖏᓐᓄᑦ, ᐃᓂᒋᔭᐅᔪᓇᖅᑐᑦ ᓂᕈᐊᕐᓂᖅ ᐱᔭᐅᔪᓇᕐᒪᑦ ᑭᓯᐊᓂ ᐱᐅᔪᓂᒃ ᑐᑦᑐᐃᑦ ᐱᓪᓗᒋᑦ ᑐᑭᓯᒋᐊᕈᑎᖃᕐᓯᐊᐸᓗᓂ ᐱᔭᐅᓯᒪᔪᓂᒃ ᖃᖓᑦᑕᖅᑎᑕᐅᓯᒪᔪᒃᑯᑦ ᖃᐅᔨᓴᐅᑎᓂᑦ ᐅᔭᒥᑕᐅᓯᒪᔪᓂᒃ ᐊᒻᒪ ᐱᑦᓯᐊᕐᓯᒪᔪᓂᒃ ᐃᓂᒋᔭᐅᔪᓂᒃ ᓄᓇᖑᐊᓂᑦ (ᑎᑎᕋᕐᓯᒪᔪᓂ 2).

6.6 ᑭᒃᑯᑐᐃᓐᓇᐃᑦ ᐸᕕᓴᓐᓂᖏᑦ

ᐱᔾᔪᑎᖃᓂᑦ ᓄᓇᒥᑦ ᕿᓂᖅᑐᑦ ᐊᒻᒪ ᐱᕙᓪᓕᐊᑎᑦᓯᔪᑦ ᓴᓇᓂᒃᑯᑦ ᐊᒥᓱᐳᖅᐸᓪᓕᐊᓯᒪᕚᑦ ᐊᕐᕌᒍᓂ ᐅᑭᐅᖅᑕᖅᑐᖏᓐᓂ ᑲᓇᑕᐅᑉ. ᐱᕙᓪᓕᐊᑎᑦᓯᓂᒃᑯᑦ ᓴᓇᓂᒃᑯᑦ ᐊᒥᓱᒃᓚᐃᑦ ᕿᑭᖅᑖᓗᒻᒦᑦᑐᑦ. ᐅᔭᕋᕐᓂᐊᖅᐹᑦ/ᓴᓇᔩᑦ ᖃᓄᐃᓕᐅᕈᑎᒋᕙᑦᑕᖏᑦ ᐊᒻᒪ ᒪᑭᒪᔾᔪᑎᓂᑦ ᐱᓕᕆᔾᔪᑎᖏᑦ ᐱᐅᖏᑐᒃᑯᑦ ᐊᑦᑐᐃᓂᖃᑐᐃᓐᓇᕐᒥᔪᑦ ᐃᓱᒫᓘᑎᒪᓕᐅᓕᕐᒪᑕ ᕿᑭᖅᑖᓗᒻᒥ ᓄᓇᓕᖓᓂ ᐊᒻᒪ ᐆᒪᔪᓕᕆᓂᕐᒥᑦ ᐊᐅᓚᑦᓯᔨᓂ. ᐊᑦᑐᐃᓂᖃᕈᓐᓇᖅᑐᑦ ᑐᑦᑐᓂᑦ ᐱᖃᓯᐅᑎᒍᓐᓇᖅᑐᑦ, ᑭᓯᐊᓂᑦᑕᐅᖅ ᐊᓯᖃᕈᓐᓇᕈᑎᒃ: ᐊᑦᓯᕈᓕᖅᐸᓪᓕᐊᓕᕐᓗᑎᒃ ᐊᒻᒪ ᐊᐅᓚᔪᓗᐊᓕᕐᓗᑎᒃ ᐱᓗᐊᓕᕈᓐᓇᕐᒪᑕ ᐊᑦᑐᐊᓂᓕᓐᓂᑦ ᐃᑉᐱᓐᓂᐊᓂᒃᑯᑦ ᐸᕝᕕᓴᑦᑕᐅᓗᑎᒃ, ᓃᑦᑕᕐᓂᖏᓐᓂᑦ ᓇᒧᐃᓐᓇᖅ ᐸᕝᕕᓴᑦᑕᐅᓕᕐᓗᑎᒃ ᐅᕝᕙᓘᓐᓃᑦ ᐊᓯᔾᔩᔾᔪᑎᐅᓕᕐᓗᑎᒃ ᓇᐅᒃᑯᑦ ᓃᑦᑕᐸᓐᓂᖏᓐᓂᑦ, ᐃᓂᒋᔭᖏᓐᓂᑦ ᓯᕋᐃᔭᐃᓂᖅ ᐊᒻᒪ ᐱᐅᖕᖏᓕᑎᕆᓂᖅ, ᐃᓂᒋᔭᖏᓐᓂᑦ ᕿᒪᐃᑐᐃᓐᓇᓕᕐᓗᑎᒃ ᐅᕝᕙᓘᓐᓃᑦ ᐅᐸᑦᑕᐃᓕᒪᕙᓕᕐᓗᑎᒃ ᐅᐸᒍᓐᓇᓚᐅᖅᑕᕋᓗᐊᒥᓂᒃ, ᐊᒻᒪ ᐃᓚᕙᓕᐊᓂᖏᑦ ᐊᖑᓇᓱᑕᐅᕙᑦᑐᑦ. ᐊᓯᖏᑦ ᑭᒃᑯᑐᐃᓐᓇᕐᓄᑦ ᐸᕝᕕᓴᐅᑏᑦ ᓲᕐᓗ ᖃᖓᑕᓲᖅᐸᑦᑐᑦ ᖁᓕᖏᒍᑦ ᐊᒻᒪ ᑭᐱᖕᖑᐃᔭᖅᐸᑦᑐᑦ ᐊᑦᑐᐃᓂᖃᑐᐃᓐᓇᕈᓐᓇᖅᑐᑦ ᑐᑦᑐᓂᑦ. ᑕᒪᒃᑯᐊ ᐸᕝᕕᓴᐅᑎᐅᔪᓐᓇᖅᑐᑦ ᐱᐅᖕᖏᑐᒃᑯᑦ ᐊᑦᑐᐃᓂᕐᓕᖃᑐᐃᓐᓇᕐᓂᐊᕐᒥᔪᑦ ᓇᐅᒃᑯᑦ ᓃᑦᑕᐸᓐᓂᖏᓐᓄᑦ ᐊᒻᒪ ᐃᓂᒋᔭᖏᓐᓂᑦ ᐊᑐᖅᐸᓐᓂᖏᓐᓄᑦ, ᐊᒻᒪ ᐊᑦᑐᐃᓂᖅᐸᓪᓕᐊᓕᕐᓗᑎᒃ ᑐᑦᑐᐃᑦ ᖃᓄᐃᓕᖓᓂᖏᓐᓂᑦ, ᐊᒥᓱᐳᖅᐸᓪᓕᐊᓂᖏᓐᓂᑦ ᐊᒻᒪ ᑎᒥᖓᑕ ᖃᓄᐃᓐᓂᖏᓐᓂᑦ. ᑐᑭᓯᒪᓂᖅ ᐊᑦᑐᐃᔾᔪᑎᖏᓐᓂᑦ ᐊᒻᒪ ᑭᓕᖓᑕ ᖃᓄᐃᑦᑑᓂᖏᓐᓂᑦ ᐸᕝᕕᓴᐃᔪᑦ ᑐᑦᑐᓂᑦ ᐱᒻᒪᕆᐅᓂᐊᖅᑐᑦ ᖃᐅᔨᓴᐅᑎᒥᓂᐊᕐᓗᒋᑦ ᐊᑦᑐᐃᓂᖃᕐᓂᖏᓐᓂᑦ ᖃᓄᖅ ᐱᕙᓪᓕᐊᑎᑦᓯᕙᑦᑐᑦ ᓴᓇᓂᒃᑯᑦ. ᖃᐅᔨᓴᐅᑎᒍᑦ ᐱᓕᕆᔾᔪᑎᖃᕐᓂᐊᕐᓂᐊᖅᑐᑦ ᓇᐅᒃᑯᑐᐃᓐᓇᑦᓯᐊᖅ ᖃᐅᔨᓴᖅᐸᓪᓗᑎᒃ ᑐᑭᓯᔪᑦᓯᐊᕐᑯᓪᓗᒋᑦ ᖃᓄᐃᓕᖓᓂᖏᑦ ᕿᑭᖅᑖᓗᒻᒥ ᑐᑦᑐᐃᑦ.

6.7 ᓂᕿᑐᓲᑦ

ᓂᕿᑐᓲᑦ ᓄᖅᑲᖓᑎᑦᓯᔪᓐᓇᕐᒥᔪᑦ ᐊᒥᓱᐳᖅᐸᓪᓕᐊᓂᖏᓐᓂᑦ ᑐᑦᑐᐃᑦ, ᐊᒻᒪ ᐊᔾᔨᒋᖕᒋᑦᑐᑦ ᓂᕿᑐᖅᐸᑦᑐᑦ ᐱᓇᓱᐊᖅᐸᑦᑕᖏᓪᓗ ᖃᓄᐃᔾᔨᖃᑐᐃᓐᓇᕐᓂᐊᖃᕐᒥᔪᑦ ᐆᒪᔪᖃᑎᖏᓐᓂᒃᑯᑦ. ᐊᒪᕈᐃᑦ ᑐᑦᑐᓂᑦ ᓂᕿᖃᓪᓗᐊᐸᑦᑐᑦ ᕿᑭᖅᑖᓗᒻᒥ ᐊᒻᒪ ᐊᕐᕋᒍᐃ ᐊᓂᒍᖅᐸᓪᓕᐊᓂᖓᓂ ᐊᑦᑐᐃᔾᔪᑎᖃᖅᑐᓯᒪᒻᒪᑕ ᖃᓄᐃᓕᖓᕙᓂᖓᓂᑦ. ᖃᐅᔨᓴᖅᑕᐅᓗᑎᒃ ᐊᒪᕈᐃᑦ ᐊᒻᒪ ᖃᐅᔨᓴᖅᑕᐅᓗᑎᒃ ᐊᒪᕈᐃᑦ–ᑐᑦᑐᐃᑦ ᐊᑦᑐᐃᔾᔪᑎᖃᑎᒌᓐᓂᖏᒍᑦ ᖃᐅᔨᔭᐅᓂᖅᓴᐅᓚᔪᖅᑐᑦ ᖃᓄᖅ ᐊᑑᑎᖃᖅᐸᒻᒪᖔᑕ ᐊᒪᕈᐃᑦ ᖃᓄᐃᔾᔨᓇᕙᑦᑕᖏᒍᑦ ᑐᑦᑐᐃᑦ ᕿᑭᖅᑖᓗᒻᒥ. ᐊᒪᕈᐃᑦ ᐊᓯᖏᓐᓂᑦ ᐆᒪᔪᓂᑦ ᓂᕆᕙᒃᑲᓗᐊᕐᒥᒃ, ᐱᖃᓯᐅᑎᓪᓗᒋᑦ ᐅᑲᓖᑦ ᐊᒻᒪ ᐊᔾᔨᒋᖕᒋᑦᑐᑦ ᐳᐃᔩᑦ, ᑯᑭᐅᔭᓂᑦ ᐃᓯᒐᓕᖓᓂᑦ ᓂᕿᖃᓪᓗᐊᐸᑦᑐᑦ. ᕿᑭᖅᑖᓗᒻᒥ ᐅᒥᖕᒪᖃᖕᖏᒻᒪᑦ ᐊᒻᒪ ᐊᒥᓱᐊᓘᒐᒥᒃ ᑐᑦᑐᐃᑦ ᒫᓇᐅᔪᖅ ᐊᒻᒪ ᑕᒪᓐᓇ ᐱᓗᒍ ᐊᒧᑭᑦᑐᑭᓘᔪᑦᓴᐅᕆᕚᖅ ᐊᒻᒪ ᐱᔭᕆᐊᑐᔪᑭᓘᔪᑦᓴᐅᓗᑎᒃ ᖃᐅᔨᓴᕐᑯᓕᐊᖏᓐᓂᑦ (2014–ᒥ ᖃᐅᔨᓴᖅᑎᓪᓗᒋᑦ ᑕᑯᔪᖃᓚᐅᕐᒋᓯᐊᖅᑐᖅ). ᑕᑯᔭᐅᖃᑦᑕᖅᑐᖅ ᐊᒪᕈᐃᑦ ᐊᖑᓇᓱᑦᑎᓄᑦ ᓂᕈᐅᓇᕐᑎᒃ ᐅᔾᔨᕈᓯᕆᐊᕈᑎᐅᔪᑦᓴᐅᔪᖅ ᐊᒪᕈᐃᑦ ᐊᒥᓱᐳᖅᐸᓪᓕᐊᓂᖏᓄᑦ ᐅᕝᕙᓘᓐᓃᑦ ᕿᑲᖏᓂᓴᐅᓕᕐᓂᖏᓄᑦ ᐊᒻᒪ ᑕᒪᓐᓇᐅᓕᖅᐸᑦ ᖃᐅᔨᓴᖅᑕᐅᑲᓐᓂᐊᖃᓕᖅᓴᖅᑐᑦ.

ᑎᑎᕋᕐᓯᒪᔪᓂ 2. ᓱᓇᑐᐃᓐᓇᕐᓂᑦ ᖃᐅᔨᓴᐅᑎᓂᑦ ᐱᓕᕆᐊᒃᑎᖃᕐᓗᑕ ᓇᓗᓇᐃᔭᐃᑎᓪᓗᑕ ᖃᓄᐃᓕᖓᓕᕐᓂᖏᓐᓂᑦ ᑐᑦᑐᒐᓱᓐᓂᐅᑉᑐᑦ, ᑐᑦᑐᐃᑦ ᐃᓂᒋᔭᖏᓐᓂᑦ ᐊᒻᒪ ᑲᑎᙵᓃᑦ ᐊᒻᒪ ᐱᓕᕆᐊᒃᑎᓕᐅᕈᓐᓇᐅᑎᒋᓕᕐᓗᒋᑦ ᐊᑐᕐᓗᒋᑦ ᐱᓕᕆᐊᒃᑎᐅᓯᒪᔪᑦ ᐊᑐᖅᑕᐅᓗᑎᒃ ᐱᓕᕆᐊᒃᑎᐅᔪᑦ.

ᖃᐅᔨᓴᒃᑕᕐᓂᖅ	ᐊᒥᓲᓕᕐᓂᖏᓐᓂᒃ ᖃᓄᑎᒋ ᓇᓚᐅᑦᑖᕐᓂᖅ	ᐊᒥᓱᑮᖅᐸᓪᓕᐊᓂᖏᑦ	ᑲᒪᑦᓯᐊᕐᓂᖅ ᐊᖑᓇᓱᑦᑕᐅᔪᓐᓇᖅᑐᑦ ᖃᑦᓯᐅᓂᖏᓐᓂᑦ	ᐃᖏᕐᕋᓂᖏᑦ ᓄᓇᒥ	ᐊᒥᓲᓕᕐᓂᖏᓐᓂᑦ ᖃᓄᑎᒋ ᓇᓗᓇᐃᔭᐃᑦᓯᐊᕐᓂᖅ	ᐃᓂᒋᕙᑦᑕᖏᓐᓂᑦ ᓂᕿᐊᕐᓂᖅ	ᐆᒪᔪᐃᑦ ᖃᓄᐃᓕᖏᑦ ᑎᒥᖏᑕ ᐃᓗᖏᒍᑦ	ᐊᖑᓇᓱᑦᑕᐅᕙᑦᑐᑦ ᖃᑦᓯᐅᓂᖏᑦ	ᖃᓄᑎᒋ ᐅᖓᓯᓐᓂᕆᕙᑦᑕᖏᑕ ᖃᓄᐃᓕᖓᓂᖏᑦ
ᖃᖓᑦᑕᖅᑎᑕᐅᓯᒪᔾᑯᑦ ᖃᐅᔨᓴᕐᓂᖅ ᐅᔭᒥᓯᒪᔪᓂᒃ	X*	X*	X*	X	X	X*	X	X	
ᖃᑦᓯᐅᓂᖏᓐᓂᑦ ᖃᐅᔨᓴᕐᓂᖅ ᐊᐱᕐᓱᓂᒃᑯᑦ	X*	X	X						
ᑐᑦᑐᐃᑦ ᖃᓄᖅ ᐊᒥᓲᓂᖏᓐᓂᑦ ᖃᐅᔨᓴᕐᓂᒃᑯᑦ ᓇᓗᓇᐃᔭᐃᓂᖅ	X	X*	X						
ᓄᓇᓕᖕᓂᖅ ᖃᓄᐃᑦᑑᓂᖏᓐᓂᑦ ᖃᐅᔨᓴᕐᓂᖅ					X*				
ᖃᓂᒪᔪᓕᖕᓂᕐᒥᑦ ᖃᐅᔨᓴᕐᓂᖅ							X		
ᖃᓄᑎᒋ ᐅᖓᓯᓐᓂᖃᕐᓂᖏᓐᓂᑦ ᓇᓗᓇᐃᔭᐃᓂᖅ						X*			X
ᐊᖑᓇᓱᑦᑐᓕᖕᓂᕐᒥᑦ ᖃᐅᔨᓴᕐᓂᖅ		X*	X*					X	

* ᐃᓚᐃᓐᓇᖏᓐᓂ ᑭᓱᐊᓂ ᐅᕝᕙᓘᓐᓃᑦ ᐃᓚᓕᐅᔾᔭᐅᓂᐊᖅᑎᓪᓗᒋᑦ ᐊᓯᖏᓐᓄᑦ ᐱᓕᕆᐊᖑᓯᒪᔪᓄᑦ ᐅᕝᕙᓘᓐᓃᑦ ᐊᕐᕋᒍᑕᓴᓄᑦ

6.8 ᒫᓐᓇᐅᔪᖅ ᖃᓄᐃᓕᖓᓕᕐᓂᖓ

ᕿᒥᕈᐊᖅᑕᐅᓯᐊᕈᓐᓇᖅᑐᑦ ᐊᒻᒪ ᖃᐅᔨᓴᖅᑕᐅᒃᑲᓐᓂᕐᓗᑎᒃ ᐊᑐᖅᑕᐅᓯᒪᔪᓂᒃ ᖃᐅᔨᓴᐅᑎᖃᕐᓂᒃ ᕿᑭᖅᑖᓗᒻᒥ ᑐᑦᑐᓂᑦ ᑕᑯᔭᐅᔪᓐᓇᖅᑐᑦ ᐅᕙᓂ ᑳᒻᐱᐅᓪ ᐊᓯᖏᓪᓗ (2015). ᐅᕙᑦᓯᐊᕈᒪᓚᐅᓕᖅᑐᖅ ᖃᐅᔨᓴᖅᑎᓄᑦ ᓱᓇᑐᐃᓐᓇᕐᓂᒃ ᖃᐅᔨᓴᐅᑎᖃᓃᑦ (1940-1970) ᑕᑎᒋᔭᕐᓂᖅᑐᓂᒃ ᖃᑦᓯᐅᔪᖃᓂᐅᓂᖏᓐᓄᑦ ᓇᓚᐅᑦᑖᕈᑎᒥᓃᑦ ᐱᑕᖃᓚᐅᖏᒻᒪᑕ ᐱᔾᔪᑎᒋᓪᓗᒋᑦ ᐃᓚᐃᓐᓇᖏᓐᓂᑦ ᖃᐅᔨᓴᕐᓂᕐᒪᑕ ᐊᒻᒪ ᐅᕙᑦᓯᐊᕈᕐᓂᓴᐅᕙᓪᓚᐅᖅᑐᑎᒃ ᖃᐅᔨᓴᐅᑎᒥᓂᖏᑦ. 2012-ᖑᑎᓪᓗᒍ, ᐊᕙᑎᓕᕆᔨᒃᑯᑦ ᖃᐅᔨᓴᓚᐅᕐᓯᒪᔪᑦ ᓂᒋᖓᓂ ᕿᑭᖅᑖᓗᒃ ᐊᒻᒪ ᓇᓚᐅᑦᑖᕐᓯᒪᓪᓚᐅᖅᑐᑎᒃ 1,555-ᓂᑦ 3,093-ᓄᑦ (95 ᐳᓴᖏᑎᒎᑦ ᖁᕝᕙᖕᖏᔾᔪᑎᖃᖅᑐᑎᒃ; ᔮᐊᓐᑭᓯ ᐊᓯᖏᓪᓗ 2012; ᐊᓯᔾᔨᕐᓯᒪᔪᑦ ᓇᓚᐅᑦᑖᖅᑕᐅᓯᒪᔪᑦ ᐅᕙᓂ ᑳᒻᐱᐅᓪ ᐊᓯᖏᓪᓗ (2015). ᕚᕗᐊᓇ ᐊᒻᒪ ᒫᕐᓯ 2014, ᓯᕗᓪᓕᖅᐹᕐᓯᐊᒥᑦ ᕿᑭᖅᑖᓗᓪᓚᒦᑦ ᑐᑦᑐᓂᑦ ᖃᖓᑦᑐᕐᑯᑦ ᖃᐅᔨᓴᓚᐅᖅᑐᑦ ᐱᔭᕇᖅᑕᐅᓗᓂ ᐊᑐᖅᑕᐅᕙᑦᑐᑎᒃ ᐊᒥᓱᑦ ᖃᖓᑦᓲᑦ ᐊᒻᒪ ᐅᖓᓯᑦᑐᒥᑦ ᖃᐅᔨᓴᐅᑎᖃᖅᐸᑦᑐᑎᒃ ᐱᓕᕆᐊᒃᑎᒥᑦ (ᐳᓚᐃᓪᔪᕐ ᐊᓯᖏᓪᓗ 2014). ᓄᓇᓕᓐᓂ ᐊᖑᓇᓱᑦᑏᑦ ᐊᒻᒪ ᒥᑭᑦᐊᕐᓂᐊᖅᑏᑦ ᑲᑐᔾᔮᖃᑎᒌᖏᑦ ᐃᓚᒋᔭᐅᕙᓚᐅᖅᑐᑦ ᐸᕐᓇᐅᑎᓕᕆᔪᓄᑦ ᖃᖓᑦᓲᒃᑯᑦ ᖃᐅᔨᓴᕐᓂᐊᖅᑐᓄᑦ ᐊᒻᒪ ᐱᒋᐊᖅᑎᑕᐅᑎᓪᓗᒋᑦ. ᐱᓕᕆᐊᒃᑎᐅᓚᐅᖅᑐᑦ ᖃᐅᔨᓴᕐᓂᕐᒥᑦ ᐋᖅᑭᑦᓯᐃᑎᐅᓚᐅᖅᑐᑦ ᓯᕗᓪᓕᖅᐹᕐᓯᐊᒥᑦ ᓱᓇᑐᐃᓐᓇᕐᓂᑦ ᖃᐅᔨᓴᕐᓂᒃᑯᖓᓪᓗᓂ ᖃᑦᓯᐅᓕᕐᓂᖏᓐᓂᑦ ᓇᓚᐅᑦᑖᕈᑎᐅᓗᓂ ᕿᑭᖅᑖᓗᒻᒥ ᑐᑦᑐᓂᒃ (ᑎᑎᕋᕐᓯᒪᔪᓂ 1; ᑳᒻᐅᕙᓂ ᑳᒻᐱᐅᓪ ᐊᓯᖏᓪᓗ 2015). ᐊᔾᔨᐸᓗᖏᓐᓂᑦ ᕿᑭᖅᑖᓗᓪᓚᒦᒥ ᖃᐅᔨᓴᒃᑲᓂᕆᐊᖃᓖᖅᑐᑦ ᓯᕗᓂᑦᑎᓐᓂ ᓇᓗᓇᐃᕐᔪᒪᓂᐊᕈᑎᒃ ᖃᑦᓯᐅᓕᕐᓂᖏᑦ ᐊᓯᔾᔨᕐᓯᒪᒻᒪᖔᑕ.

ᓱᓇᑐᐃᓐᓇᕐᓂᑦ ᖃᐅᔨᓴᕐᓂᒃᑯᑦ ᖃᐅᔨᓴᖅᑎᓪᓗᒋᑦ, ᑐᑭᓯᒋᐊᒃᑲᓂᕆᐊᖃᕐᓂᐊᖅᑐᑦ ᑐᓴᐅᒪᑦᓯᐊᕐᑯᓪᓗᒋᑦ ᕿᑭᖅᑖᓗᒻᒥ ᑐᑦᑐᓕᕆᓂᕐᒥᑦ ᐊᐅᓚᑦᓯᔾᔪᑎᑦᓴᓂᑦ ᐸᕐᓇᐅᑎᓕᐅᖅᑐᑦ ᐱᔾᔪᑎᐅᓗᑎᒃ ᑲᑎᙵᓃᑦ ᖃᓄᐃᓕᖓᓕᕐᓂᖏᑦ, ᓇᐅᒃᑯᑦ ᓅᓕᕋᐃᒐᒥᒃ ᐊᖅᑯᑎᖃᖅᐸᒻᒪᖔᑕ, ᓄᕐᕋᑖᕐᕕᐅᕙᑦᑐᑦ, ᐊᒻᒪ ᐃᓂᒋᕙᑦᑕᖏᓐᓂ. ᐅᔭᒥᑕᐅᕙᓪᓚᐅᖅᑐᑦ ᑐᑦᑐᐃᑦ ᐅᐊᖕᓇᖓᓂ ᕿᑭᖅᑖᓗᒃ 2008-ᒥᑦ 2011-ᒧᑦ ᐊᒻᒪ ᓂᒋᖓᓂ ᕿᑭᖅᑖᓗᒃ 1987-ᒥᑦ 1994-ᒧᑦ, ᑲᑎᑦᑐᒋᑦ ᐅᔭᒥᑕᐅᓚᐅᖅᑐᑦ 102. ᐊᒥᓱᐊᓘᔫᖅᑑᒐᓗᐊᑦ ᐅᔭᒥᑕᒥᓃᑦ, ᓈᒻᒪᖏᑦᑐᑦ ᓯᓕ ᓇᓗᓇᐃᑦᓯᐊᕈᒪᓂᐊᕐᓗᒋᑦ ᓇᒥ ᓄᐊᖃᑦᑕᓪᓚᕆᒻᒪᖔᑕ ᕿᑭᖅᑖᓗᒻᒥ ᑐᑦᑐᐃᑦ, ᐱᔾᔪᑎᒋᓪᓗᒍ ᐊᖏᔪᐊᓘᓂᖓ ᓄᓇᐅᑉ ᐊᒻᒪ ᐅᓪᓗᕐᓯᐅᑎᒎᑦ ᐱᕕᖃᑦᓯᐊᖃᑦᑕᖏᓐᓂᖅ (ᑳᒻᐱᐅᓪ ᐊᓯᖏᓪᓗ (2015).

ᐱᓕᕆᔾᔪᑎᒥᓃᑦ ᓇᓄᓇᐃᔭᐃᑎᐅᔪᓐᓇᖅᑐᑦ ᑲᑎᕆᓃᑦ ᓇᓄᓇᐃᔭᑦᓯᐊᕈᒪᓂᐊᕐᓗᒋᑦ ᐊᖏᓪᓕᒋᐊᖅᑕᐅᔭᕆᐊᓖᑦ, ᐱᓕᕆᔾᔪᑎᒥᓃᑦ 2008-2011-ᓂ ᐊᒻᒪ 1987-1994-ᓂ ᐅᔭᒥᑦᓯᖃᑦᑕᑎᓪᓗᒋᑦ ᓇᓄᓇᐃᔭᐃᓯᒪᔪᑦ ᐃᓚᖏᓐᓂᑦ ᐊᕐᕌᒍᑉ ᐃᓗᐊᓂ ᓅᖃᑦᑕᕐᓂᖏᓐᓄᑦ ᐃᓗᖏᓐᓂ ᐅᐊᖕᓇᖓᓂ ᐊᒻᒪ ᓂᒋᖓᓂ ᕿᑭᖅᑖᓗᑉ. ᐊᕐᕌᒍᒐᓴᓄᑦ ᓱᓕ ᐅᔭᒥᑦᓯᖃᑦᑕᕆᐊᖃᕐᓂᐊᖅᑐᑦ ᐊᕐᕌᒍᐃᑦ ᖁᓕᑦ (10) ᓈᓚᐃᑉᐸᑕ ᑕᒪᒃᑮᓐᓂᑦ ᐊᒥᓱᓂᑦ ᐊᒻᒪ ᐊᒥᓲᖏᑦᑐᓂᑦ ᐅᔭᒥᓯᒪᔪᓂᑦ ᕿᑭᖅᑖᓗᒻᒥ ᑕᐃᒫᑦᓯᐊᖅ ᓇᓄᓇᐃᔭᕈᒪᓂᐊᕐᓗᒋᑦ ᑐᑦᑐᐃᑦ ᐃᓚᖀᑉᐸᑐᓪᓗ, ᓇᓄᓇᐃᔭᖅᑕᐅᓗᑎᒃ ᐃᓂᒋᔭᐅᕙᑦᑕᖏᓐᓂᑦ ᖃᓄᖅ ᐊᑐᖅᐸᓐᓂᖏᑦ, ᐊᒻᒪ ᐊᕐᕌᒍᑉ ᐃᓗᐊᓂ ᓇᒦᑉᐸᓐᓂᖏᑦ.

ᑐᑦᑐᐃᑦ ᖃᓄᐃᓕᕐᓂᖏᓐᓂᑦ ᖃᐅᔨᓴᖅᐸᓚᐅᖅᑐᑦ ᕿᑭᖅᑖᓗᒻᒥ ᐊᑯᓐᓂᖓᓂ ᐊᕐᕌᒍᐃᑦ 2012 ᐊᒻᒪ 2014 (ᒍᐊᕐᑦᔅ 2014). ᑖᓐᓇ ᐱᓕᕆᔾᔪᑎᐅᓚᐅᖅᑐᖅ, ᐱᓕᕆᔾᔪᑎᖃᖅᑐᑎᒃ ᓄᓇᕐᔪᐊᕐᒥᐅᑕᐃᑦ ᐅᑭᐅᖅᑕᖅᑐᓂ ᕈᐊᐃᖏᕚᕐ ᖃᐅᔨᓴᕐᓂᕐᒥᑦ ᐊᒻᒪ ᖃᐅᔨᓴᖅᑎᓕᕆᓂᕐᒥᑦ (CARMA) ᐱᓕᕆᕝᕖᑦ ᐱᓕᕆᔾᔪᑎᖏᑦ, ᐊᖑᓇᓱᑦᑏᑦ ᐱᑎᑦᓯᕙᑦᑐᑎᒃ ᐆᑦᑑᑎᑦᓴᓂᑦ ᓄᐊᑦᓯᕚᑦᓴᓂᑦ, ᐅᐸᓗᖓᐃᔭᖅᑕᐅᕙᑦᑐᑎᒃ ᐊᐅᓪᓚᖅᑎᑕᐅᕙᓚᐅᖅᑐᑦ ᖃᐅᔨᓴᕐᕕᓐᓄᑦ. ᐱᓕᕆᐊᑦᓴᒥᑦ ᐊᔾᔨᑉᐸᓗᐊᓂᑦ ᑕᒪᑦᓯᒪ ᐱᒋᐊᖅᑎᑦᓯᔪᖅᑲᓇᐊᓕᒃ ᖃᖓᑐᐃᓐᓇᒃᑯᑦ ᑐᑦᑐᒋᐊᖃᓕᕋᐃᑉᐸᑕ ᐊᒻᒪ ᓇᒻᒪᑦᓯᐊᖅᑎᓪᓗᒋᑦ ᐊᓯᖏᑦ ᐱᔭᐅᔫᓇᓯᐊᓕᐊᕐᓗᑎᒃ ᖃᐅᔨᓴᐅᑎᑦᓴᓂᑦ ᓄᐊᑦᓯᕚᒋᔫᓇᖅᓴᔭᕐᓗᒋᑦ ᑐᑭᓯᐊᕈᑎᓕᐅᕐᓂᐊᖅᑯᓗᒋᑦ ᐱᔾᔪᑎᓕᓐᓂᑦ ᐋᓐᓂᐊᓂᑦ ᐊᒻᒪ ᖁᐱᕐᕈᐃᓂᑦ ᑎᒥᖏᓐᓃᑦᑐᓂᑦ ᖃᓄᐃᑦ ᐱᑕᖃᕐᓂᖓᓂ.

ᖃᓄᐃᓕᖓᓂᕗᑦᑕᖏᑦ ᖃᐅᔨᓴᕐᓂᖃᓚᐅᖅᑐᑦ ᕿᑭᖅᑖᓗᒻᒥ ᐅᐱᕐᖓᑦᓴᒥᑦ ᐊᒻᒪ/ᐅᑦᑎᕈᓐᓂᑦ ᐅᑭᐊᒃᑯᑦ 2015-ᒥᑦ 2019-ᒧᑦ. ᓱᓕ ᑐᑭᓯᒋᐊᒃᑲᓂᕆᐊᖃᓪᓚᕆᑦᑐᒍᑦ ᓇᓄᓇᐃᖅᓯᒪᑦᓯᐊᖅᑯᓪᓗᒋᑦ ᐅᑎᑦᓯᐊᕈᓐᓇᖅᓂᖏᑦ ᑐᑦᑐᐃᑦ ᕿᑭᖅᑖᓗᒻᒦᑦᑐᑦ. ᒪᒃᑯᐊ ᐱᖃᓯᐅᔾᔭᐅᔪᑦ: 1) ᑲᑎᑦᑐᒋᑦ ᐊᖑᓱᑦᑕᐅᓯᒪᔪᑦ ᐊᑯᓐᓂᖏᓐᓂ 2014–ᒥ ᑐᑦᑐᐃᑦ ᐊᒥᓲᓂᖏᓐᓂᑦ ᓇᓚᐅᑦᑖᖅᑕᐅᓯᒪᔪᑦ ᐊᒻᒪ 2018–ᒥ ᐅᐱᕐᖓᑦᓵᖑᑎᓪᓗᒍ ᖃᓄᐃᔾᔪᓯᕆᕙᑦᑕᖏᓐᓂᑦ ᖃᐅᔨᓴᓚᐅᖅᑐᑦ (ᒪᓕᒐᑎᒍᑦ ᐊᒻᒪ ᒪᓕᒐᐅᑉ ᓯᓚᑖᒍᑦ), 2) ᐊᒥᓱᐃᑦ ᐊᑕᐅᓯᒃᑯᐸᑦᑐᑦ ᐊᔾᔨᐸᑦᑐᑦ ᓇᓚᐅᑦᑖᖅᑕᐅᕙᑦᑐᑦ ᐅᑭᐅᒥᑦ ᐊᓂᒍᐃᓂᕆᕙᑦᑕᖏᑦ, 3) ᓇᓗᓃᑉᐸᓗᑉᐸᑦᑐᓂᑦ ᐊᔾᔩᖏᑦᑐᓂᑦ ᐊᕙᑎᓂᑦᑐᓂᑦ ᐆᑦᑕᐃᕗᖅᐸᓪᓗᑕ, 4) ᖃᓄᐃᓐᓂᖏᑦ ᐋᓂᐊᖅᑲᖏᑦᑐᓕᕆᓂᖏᒧᑦ ᑐᑦᑐᐃᑦ. ᕿᑭᖅᑖᓗᒻᒥ ᑐᑦᑐᐃᑦ ᐊᐅᓚᑕᐅᑦᓯᐊᕋᓱᒍᓐᓇᖏᓪᓚᑕ ᑐᑭᓯᒃᑲᓂᓚᐅᖏᓂᑦᑎᓐᓂ ᑐᑭᓯᒋᐊᓕᓐᓂᑦ ᐊᒻᒪ ᖃᓄᐃᓕᖅᓂᖏᓐᓂᑦ ᖃᐅᔨᓴᐅᑎᒥᓂᑦ ᐊᑦᑐᐊᔪᑦ ᖃᓄᐃᔾᔨᐅᓕᖅᐸᑦᑐᑦ ᓇᓄᓇᐃᔭᓚᐅᖏᓐᓂᖏᓐᓂ. ᑐᑭᓯᒋᐊᕈᑎᑦᓴᐃᑦ ᐱᔭᐅᔭᕆᐊᖃᓪᓚᕆᓪᓚᑕ ᓇᓄᓇᐃᔭᖅᑕᐅᕙᓪᓗᑎᒃ ᖃᓄᖅ ᐊᖑᓇᓱᒋᐊᖃᖅᑕᑦᓯᐊᓪᓚᕆᖦᖢᑕ ᒪᕿᒻᒥᑎᐅᔫᓇᓱᐊᖅᑐᒃᑯᑦ ᕿᑭᖅᑖᓗᒻᒥ ᑐᑦᑐᓂᑦ. ᐊᒥᓱᕈᖅᐸᓪᓕᐊᓂᖏᓐᓄᑦ ᖃᓄᐃᓕᖓᓂᕋᖏᓐᓂᑦ ᖃᐅᔨᓴᖅᐸᓪᓕᐊᕆᐊᖃᖅᐳᑦ ᐊᕐᕌᒍᑕᒫᖅ ᖃᐅᔨᓴᖅᑕᐅᕙᑦᑐᑦ ᓄᕐᕋᑖᖅᐸᑦᑐᑦ ᐊᒻᒪ ᐆᑦᑐᑎᑦᓯᓕᐅᕙᑦᑐᑦ ᐊᓯᔾᔨᐅᔾᔭᐅᑎᑦᓯᐅᔫᓇᖅᑐᓂᑦ ᑐᑦᑐᐃᑦ ᐊᒥᓱᓕᕆᓂᖏᓐᓄᑦ ᕿᑭᖅᑖᓗᓕᒥᑦ ᖃᑦᓯᐅᓕᕐᓂᖏᓐᓄᑦ ᓇᓚᐅᑦᑖᕈᑎᑦᓴᓂᑦ. ᐱᓪᓗᐊᓕᕐᒪᑦ ᖃᐅᑕᒫᑦ ᐱᓕᕆᔾᔪᑎᒧᑦ ᖃᐅᔨᓴᖅᐸᓪᓕᐊᕆᐊᖃᕐᒪᑕ ᑲᑎᕆᓂᑦ ᐱᓪᓗᒋᑦ ᐱᕙᓪᓕᐅᑎᑦᓯᐊᖅᑐᓂᑦ ᐊᐅᓚᑦᓯᔾᔪᑎᑖᕐᑯᓗᑕ ᕿᑭᖅᑖᓗᒻᒥ ᑐᑦᑐᓂᑦ ᓯᕗᓂᕆᓂᐊᖅᑕᕗᑦ ᐃᓱᒪᒋᓗᒋᑦ.

7.0 ᓇᓂᑦᑎᔨᑦ

Advisory Committee for Cooperation on Wildlife Management (ACCWM). 2014. The Cape Bathurst, Bluenose-west, and Bluenose-east Barren-ground caribou herds management plan. Yellowknife, NT.
ᐅᖃᐅᔾᔪᐃᒋᐊᖅᑏᑦ ᑲᑎᒪᔨᕋᓛᑦ ᑲᑐᔾᔨᖃᑎᒌᓐᓂᒃᑯᑦ ᐆᒪᔪᓕᕆᓂᕐᒥᑦ ᐊᐅᓚᑦᓯᓂᖅ (ACCWM). 2014. ᕿᖕᒐᐅᓪᓗ ᔭᓗᓇᐃᓪᓗ ᒥᑦᓵᓂᒥᐅᑕᐃᑦ, ᑐᑦᑑᔮᖅᑑᑉ ᐃᓄᕕᐊᓪᓗ ᐱᖕᒐᓐᓇᖅᐸᓯᐊᓂ ᒥᑦᓵᓂᒥᐅᑕᐃᑦ, ᑐᑦᑑᔮᖅᑑᑉ ᐃᓄᕕᐊᓪᓗ ᑲᓇᓐᓇᖅᐸᓯᐊᓂ ᒥᑦᓵᓂᒥᐅᑕᐃᑦ ᓇᐹᖅᑐᖃᖕᖏᑦᑐᒥ ᑐᑦᑐᐃᑦ ᑲᑎᓇᓃᑦ ᐱᓪᓗᒋᑦ ᐊᐅᓚᑦᓯᔾᔪᑎᓂᑦ ᐸᕐᓇᐅᑎ. ᔨᐊᓗᓇᐃ, ᓄᓇᑦᓯᐊᖅ.

Agreement, Nunavut Final (NLCA) 1993. Agreement between the Inuit of the Nunavut Settlement Area and her Majesty the Queen in right of Canada. Ottawa: Indian Affairs and Northern Development Canada and the Tunngavik Federation of Nunavut. 282 pp.
ᐊᖏᕈᑎ, ᓄᓇᕗᒻᒧᑦ ᕿᖑᓪᓕᖅᐹᖅ (ᓄᓇᕗᒻᒥ ᓄᓇᑖᕐᓂᒃᑯᑦ ᐊᖏᕈᑎ) 1993. ᐊᖏᕈᑎᓕᐊᖑᓚᐅᖅᑐᖅ ᐱᓪᓗᒋᑦ ᐃᓄᐃᑦ ᓄᓇᕗᒻᒥ ᓄᓇᓕᖃᕐᕕᖕᒐᑕ ᐊᕙᑎᐊᓃᑦᑐᓂᑦ ᐊᒻᒪ ᐃᔾᔪᓇᐃᑦᑐᖅ ᑯᐃᓐ ᐱᔪᓐᓇᐅᑎᖓ ᑲᓇᑕᒧᑦ. ᐋᑐᕚ: ᐱᓕᕆᔾᔪᑎᓕᕆᓂᕐᒥᑦ ᐊᒻᒪ ᐅᑭᐅᖅᑕᖅᑐᒥ ᐊᒻᒪ ᑐᖖᒐᕕᒃ ᑲᑐᔾᔨᖃᑎᒌᖖᒐᑦ ᓄᓇᕗᒻᒧᑦ. 282ᒪᑉᐱᒐᖅ.

Alaska Department of Fish and Game. 2001. Caribou management report of survey-inventory activities 1 July 1998-30 June 2000. C. Healy, editor. Project 3.0. Juneau, Alaska.
ᐊᓛᔅᑲ ᐃᖃᓗᓕᕆᔨᖏᑦ ᐊᒻᒪ ᐆᒪᔪᓕᕆᔨᖏᑦ. 2001. ᑐᑦᑐᓂᑦ ᐊᐅᓚᑦᓯᔾᔪᑎᓂᑦ ᐅᓂᒃᑳᓕᐊᑦ ᖃᐅᔨᓴᖅᑕᐅᓗᑎᒃ ᓈᓴᖅᑕᐅᓗᑎᒃ ᐊᑐᖅᑕᐅᔪᕕᓃᑦ ᔪᓚᐃ 1, 1998-ᔪᓂ 30, 2000. ᓰ. Hᐄᓕ, ᑎᑎᕋᖅᑎ. ᐱᓕᕆᐊᑦᓴᖅ 3.0. ᔫᓅ, ᐊᓛᔅᑲ.

Beverly and Qamanirjuaq Caribou Management Board (BQCMB). 2005. Beverly and Qamanirjuaq Caribou Management Plan, 2005-2012. BQCMB. Stonewall, MB. 17pp.
ᑎᕝᔭᓕᐅᑉ ᒥᑦᓵᓂᒥᐅᑕᐃᑦ ᑐᑦᑐᐃᑦ ᐊᒻᒪ ᖃᒪᓂᕐᔪᐊᖅ ᑐᑦᑐᓂᑦ ᐊᐅᓚᑦᓯᔩᑦ ᑲᑎᒪᔨᖏᑦ.(BQCMB) 2005. ᑎᕝᔭᓕᐅᑉ ᒥᑦᓵᓂᒥᐅᑕᐃᑦ ᑐᑦᑐᐃᑦ ᐊᒻᒪ ᖃᒪᓂᕐᔪᐊᖅ ᑐᑦᑐᓂᑦ ᐊᐅᓚᑦᓯᔾᔪᑎᓂᑦ ᐸᕐᓇᐅᑎ, 2005-2012. ᑎᕝᔭᓕᐅᑉ ᒥᑦᓵᓂᒥᐅᑕᐃᑦ ᑐᑦᑐᐃᑦ ᐊᒻᒪ ᖃᒪᓂᕐᔪᐊᖅ ᑐᑦᑐᓂᑦ ᐊᐅᓚᑦᓯᔩᑦ ᑲᑎᒪᔨᖏᑦ. ᓯᑑᓐᐅᐋᓪ(BQCMB), ᒫᓇᑑᐸ. 17ᒪᑉᐱᒐᖅ.

Boulanger, J., M. Campbell, D. Lee, M. Dumond, and J. Nishi. 2014. A double observer method to model variation in sightability of caribou in calving ground surveys. Rangifer In prep.
ᐴᓚᐃᖕᒍᕐ, ᔮ. ᐃᐊᒻ. ᑳᒻᐱᐅᓪ, ᑏ. ᓖ, ᐃᐊᒻ. ᑑᒫᓐᑦ, ᐊᒻᒪ ᔮ. ᓂᓯ. 2014. ᒪᕐᕉᓐᓂᒃ ᖃᐅᔨᓴᖅᑎᖃᖅᑐᑎᒃ ᐱᓕᕆᔾᔪ ᐆᑦᑑᑎᐅᓗᓂ ᐊᔾᔨᒌᖏᑦᑐᓂᑦ ᑕᑯᑦᓴᐅᓂᖏᓐᓂᑦ ᑐᑦᑐᓂᑦ ᓄᕐᕋᕐᕕᖕᓂᑦ ᖃᐅᔨᓴᖅᑎᓪᓗᒋᑦ. ᕿᐊᐃᖏᕗᖅ ᐅᐸᓗᖓᐃᔭᐅᑎᐅᔪᖅ.

Campbell, M. ,Goorts, J., Lee, D.S., Boulanger, J. and Pretzlaw, T. 2015. Aerial Abundance Estimates, Seasonal Range Use, and Demographic affiliations of the Barren-Ground Caribou (Rangifer tarandus groenlandicus) on Baffin Island – March 2014. Government of Nunavut Department of Environment Technical Report Series – No: 01-2015. Government of Nunavut, Department of Environment, Iqaluit, NU. 179pp.
ᑳᒻᐱᐅᓪ, ᐃᐊᒻ., ᒍᐊᕐᑦᔅ, ᔮ., ᓖ, ᑏ.ᐃᐊᔅ, ᐴᓚᐃᖕᒍᕐ, ᔮ. ᐊᒻᒪ ᐳᕋᑦᔅᓛ, ᑏ. 2015. ᖃᖓᑕᓲᑯᑦ ᐊᒥᓲᓂᖅᐹᕐᓂᑦ ᓇᓚᐅᑦᑖᕈᑏᑦ, ᐊᕐᕌᒍᒃ ᐃᓚᖓᓂ ᖃᓄᑎᒋ ᐅᖓᓯᑎᒋᔪᒥᑦ ᐊᑐᖅᐸᓐᓂᖏᓐᓂᖓᓂᑦ, ᐊᒻᒪ ᖃᓄᐃᑉᐸᓪᓕᐊᒍᑎᐅᕙᑦᑐᓂᑦ ᑲᑎᒪᐃᒻᒪᑕ ᓇᐹᖅᑐᖃᖕᖏᑦᑐᒥᐅᑕᐃᑦ ᑐᑦᑐᐃᑦ ᕿᑭᖅᑖᓗᒻᒥ – ᒫᕐᓯ 2014. ᓄᓇᕗᒻᒥ ᒐᕙᒪᒃᑯᑦ ᐊᕙᑎᓕᕆᔨᒃᑯᖏᑕ ᐱᓕᕆᔾᔪᑎᓕᕆᔪᓂᑦ ᐅᓂᒃᑳᓕᐊᖑᕙᑦᑐᑦ – ᓈᓴᐅᑎᖓ: 01-2015. ᓄᓇᕗᒻᒥ ᒐᕙᒪᒃᑯᑦ, ᐊᕙᑎᓕᕆᔨᒃᑯᑦ, ᐃᖃᓗᐃᑦ, ᓄᓇᕗᑦ. 179ᒪᑉᐱᒐᖅ.

Circum-Arctic Rangifer Monitoring and Assessment (CARMA) Network. 2008. Rangifer Health and Body Condition Monitoring Manual. Edited by A. Gunn and W. Nixon. 54 pp.
ᓄᓇᕐᔪᐊᕐᒥᐅᑕᐃᑦ ᐅᑭᐅᖅᑕᖅᑐᓂ ᕿᐊᐃᖏᕗᖅ ᖃᐅᔨᓴᕐᓂᕐᒥᑦ ᐊᒻᒪ ᖃᐅᔨᓴᖅᑎᓕᕆᓂᕐᒥᑦᓄᓇᕐᔪᐊᕐᒥᐅᑕᐃᑦ ᐅᑭᐅᖅᑕᖅᑐᓂ ᕿᐊᐃᖏᕗᖅ ᖃᐅᔨᓴᕐᓂᕐᒥᑦ ᐊᒻᒪ ᖃᐅᔨᓴᖅᑎᓕᕆᓂᕐᒥᑦ (CARMA) ᐱᓕᕆᔩᑦ. 2008. ᕿᐊᐃᖏᕗᖅ ᐋᓂᐊᓇᖕᖏᑦᑐᓕᕆᓂᒃᑯᑦ ᐊᒻᒪ ᑎᒥᐅᑉ ᖃᓄᐃᓕᖓᓂᖓᓂᑦ ᖃᐅᔨᓴᐅᑏᑦ ᐅᖃᓕᒫᒐᐃᑦ. ᑎᑎᕋᓚᐅᖅᑕᖏᑦ ᐊᐃ. ᒐᓐ ᐊᒻᒪ ᑕᕝᔪ. ᓂᒃᓴᓐ. 54ᒪᑉᐱᒐᖅ.

Coral Harbour Hunters and Trappers Organization and Nunavut Department of Environment. 2011. The Southampton Island Barren-ground caribou population management plan, 2011-2013. Coral Harbour, NU, 25p.
ᓴᓪᓖᑦᓴᓪᓖᑦ ᐊᖑᓇᓱᑦᑏᑦ ᐊᒻᒪ ᒥᑭᒋᐊᕐᓂᐊᖅᑏᑦ ᑲᑐᔾᔨᖃᑎᒌᖏᑦ ᐊᒻᒪ ᓄᓇᕗᒻᒥ ᐊᕙᑎᓕᕆᔨᒃᑯᑦ. 2011. ᓴᓪᓖᑦ ᕿᑭᖅᑕᖕᒐᓂ ᕿᑭᖅᑕᖕᒐᓂ ᓇᐹᖅᑐᖃᖕᖏᑦᑐᒥ ᑐᑦᑐᐃᑦ ᐊᒥᓲᓂᖓᓂᑦ ᐊᐅᓚᑦᓯᔾᔪᑎᓂᑦ ᐸᕐᓇᐅᑎ, 2011-2013. ᓴᓪᓖᑦ, ᓄᓇᕗᑦ, 25ᒪᑉᐱᒐᖅ.

Department of Environment (DOE) 2015. Community and Hunter and Trapper Organization Consultations on Baffin Island Caribou: December 2013- January 2014. Government of Nunavut, Department of Environment, Iqaluit, NU. 42pp.
ᐊᕙᑎᓕᕆᔨᒃᑯᑦ (DOE) 2015. ᓄᓇᓕᓐᓂ ᐊᒻᒪ ᐊᖑᓇᓱᑦᑏᑦ ᐊᒻᒪ ᒥᑭᒋᐊᕐᓂᐊᖅᑏᑦ ᑲᑐᔾᔨᖃᑎᒌᖏᓐᓂᑦ ᑐᓴᐅᒪᑎᑦᓯᔾᔪᑎᐅᔪᑦ ᕿᑭᖅᑖᓗᒻᒥ ᑐᑦᑐᐃᑦ ᐱᓪᓗᒋᑦ: ᑏᓯᐱᕆ 2013-ᔮᓐᓄᐊᕆ 2014. ᓄᓇᕗᒻᒥ ᒐᕙᒪᒃᑯᑦ, ᐊᕙᑎᓕᕆᔨᒃᑯᑦ, ᐃᖃᓗᐃᑦ, ᓄᓇᕗᑦ. 42ᒪᑉᐱᒐᖅ.

Department of Environment . 2013. Management Plan for Peary Caribou in Nunavut, 2014-2020. Government of Nunavut, Department of Environment, Iqaluit, NU. 37pp.
ᐊᕙᑎᓕᕆᔨᒃᑯᑦ. 2013. ᐊᐅᓚᑦᓯᔾᔪᑎᓂᑦ ᐸᕐᓇᐅᑎ ᐅᐊᖕᓇᒥ ᑐᑦᑐᓂᑦ ᓄᓇᕘᒥ 2014-2020. ᓄᓇᕗᒻᒥ ᒐᕙᒪᒃᑯᑦ, ᐊᕙᑎᓕᕆᔨᒃᑯᑦ, ᐃᖃᓗᐃᑦ, ᓄᓇᕗᑦ. 37ᒪᑉᐱᒐᖅ.

Department of Environment. 2013. Working Together for Baffin Island Caribou. Workshop Report (August 2013). Government of Nunavut, Department of Environment, Iqaluit, NU. 17pp.
ᐊᕙᑎᓕᕆᔨᒃᑯᑦ. 2013. ᐱᓕᕆᖃᑎᒌᓐᓂᖅ ᕿᑭᖅᑖᓗᒻᒥ ᑐᑦᑐᐃᑦ ᐱᓪᓗᒋᑦ. ᑐᑭᓯᒋᐊᕈᑎᓕᕆᓂᕐᒥᑦ ᐅᓂᒃᑳᓕᐊᑦ (ᐋᒎᓯ 2013). ᓄᓇᕗᒻᒥ ᒐᕙᒪᒃᑯᑦ, ᐊᕙᑎᓕᕆᔨᒃᑯᑦ, ᐃᖃᓗᐃᑦ, ᓄᓇᕗᑦ. 17ᒪᑉᐱᒐᖅ.

Department of Environment. 2014. Working Together for Baffin Island Caribou. Workshop Report (November 2014). Government of Nunavut, Department of Environment, Iqaluit, NU. 34pp.
ᐊᕙᑎᓕᕆᔨᒃᑯᑦ. 2014. ᐱᓕᕆᖃᑎᒌᓐᓂᖅ ᕿᑭᖅᑖᓗᒻᒥ ᑐᑦᑐᐃᑦ ᐱᓪᓗᒋᑦ. ᑐᑭᓯᒋᐊᕈᑎᓕᕆᓂᕐᒥᑦ ᐅᓂᒃᑳᓕᐊᑦ (ᓅᕖᐱᕆ 2014) ᓄᓇᕗᒻᒥ ᒐᕙᒪᒃᑯᑦ, ᐊᕙᑎᓕᕆᔨᒃᑯᑦ, ᐃᖃᓗᐃᑦ, ᓄᓇᕗᑦ. 34ᒪᑉᐱᒐᖅ.

Department of Environment. 2015a. Community and Hunter and Trapper Organization Consultations on Baffin Island Caribou (December 2013 - January 2014). Government of Nunavut, Department of Environment, Iqaluit, NU. 39pp.
ᐊᕙᑎᓕᕆᔨᒃᑯᑦ. 2015a. ᓄᓇᓕᓐᓂ ᐊᒻᒪ ᐊᖑᓇᓱᑦᑏᑦ ᐊᒻᒪ ᒥᑭᒋᐊᕐᓂᐊᖅᑏᑦ ᑲᑐᔾᔨᖃᑎᒌᖏᓐᓂᑦ ᑐᓴᐅᒪᑎᑦᓯᔾᔪᑎᐅᔪᑦ ᕿᑭᖅᑖᓗᒻᒥ ᑐᑦᑐᐃᑦ ᐱᓪᓗᒋᑦ (ᑏᓯᐱᕆ 2013-ᔮᓐᓄᐊᕆ 2014). ᓄᓇᕗᒻᒥ ᒐᕙᒪᒃᑯᑦ, ᐊᕙᑎᓕᕆᔨᒃᑯᑦ, ᐃᖃᓗᐃᑦ, ᓄᓇᕗᑦ. 39ᒪᑉᐱᒐᖅ.

Department of Environment. 2015b. HTO Consultations on Baffin Island Caribou Management Plan. March and April 2015. Government of Nunavut, Department of Environment, Iqaluit, NU. 24pp.
ᐊᕙᑎᓕᕆᔨᒃᑯᑦ. 2015b. ᐊᖑᓇᓱᑦᑏᑦ ᐊᒻᒪ ᒥᑭᒋᐊᕐᓂᐊᖅᑏᑦ ᑲᑐᔾᔨᖃᑎᒌᖏᓐᓂᑦ ᐱᔾᔪᑎᒋᓪᓗᒍ ᑐᓴᐅᒪᑎᑦᓯᔾᔪᑎᐅᔪᑦ ᕿᑭᖅᑖᓗᒻᒥ ᑐᑦᑐᓕᕆᓂᕐᒥᑦ ᐊᐅᓚᑦᓯᔾᔪᑎᑦᓴᓂᑦ ᐸᕐᓇᐅᑎ. ᒫᕐᓯ ᐊᒻᒪ ᐃᐳᕆ 2015. ᓄᓇᕗᒻᒥ ᒐᕙᒪᒃᑯᑦ, ᐊᕙᑎᓕᕆᔨᒃᑯᑦ, ᐃᖃᓗᐃᑦ, ᓄᓇᕗᑦ. 24ᒪᑉᐱᒐᖅ.

Ferguson, M. A. D. 1993. Working With Inuit To Study The Population Ecology Of Baffin Island Caribou. Information North. 8 pp.
ᕘᕐᒍᓴᓐ, ᐃᐊᒻ.ᐊᐃ.ᑏ. 1993. ᐱᓕᕆᖃᑎᖃᕐᓂᖅ ᐃᓄᖕᓂᒃ ᖃᐅᔨᓴᖅᑕᐅᓗᑎᒃ ᐆᒪᔪᐃᑦ ᓇᔪᒐᖏᑕ ᐊᒻᒪ ᓯᓚᑎᖏᑕ ᐊᕙᑎᖏᑦ ᕿᑭᖅᑖᓗᒻᒥ ᑐᑦᑐᐃᑦ. ᑐᑭᓯᒋᐊᕈᑎᓕᕆᓂᖅ ᐅᑭᐅᖅᑕᖅᑐᒥᑦ. 8ᒪᑉᐱᒐᖅ.

Ferguson, M.A.D. 1997. Arctic tundra caribou and climatic change: questions of temporal and spatial scales. Geoscience Canada, 23(4): 245-252.
ᕘᕐᒍᓴᓐ, ᐃᐊᒻ.ᐊᐃ.ᑏ. 1997. ᐅᑭᐅᖅᑕᖅᑐᒥ ᓇᐹᖅᑐᖃᙱᑦᑐᒥ ᑐᑦᑐᐃᑦ ᐊᒻᒪ ᓯᓚᐅᑉ ᐊᓯᔾᔨᑉᐸᓕᐊᓂᖓ: ᐊᐱᖅᑯᑏᑦ ᐊᕙᑎᓕᕆᔪᓂᑦ ᐊᒻᒪ ᐃᓂᒋᔭᐅᔪᓂᑦ ᐅᖓᓯᓐᓂᖏᓐᓂᑦ. ᓄᓇᕐᔪᐊᒥᑦ ᖃᐅᔨᓴᖅᑎᒪᓃᑦ ᑲᓇᑕᒥ, 23(4): 245-252.

Ferguson, M.A.D. 2005. *Draft* South Baffin Caribou Management Plan 2006-2020. Government of Nunavut, Department of Environment, Iqaluit, NU. 19pp.
ᕘᕐᒍᓴᓐ, ᐃᐊᒻ.ᐊᐃ.ᑏ. 2005. ᑎᑎᕋᖅᑕᐅᒋᐊᙵᐅᑎ ᓂᒋᖓᓂ ᕿᑭᖅᑖᓗᒻᒥ ᑐᑦᑐᓕᕆᓂᕐᒥᑦ ᐊᐅᓚᑦᓯᔾᔪᑎᑦᓴᓂᑦ ᐸᕐᓇᐅᑎ 2006-2020. ᓄᓇᕗᒻᒥ ᒐᕙᒪᒃᑯᑦ, ᐊᕙᑎᓕᕆᔨᒃᑯᑦ, ᐃᖃᓗᐃᑦ, ᓄᓇᕗᑦ. 19ᒪᑉᐱᒐᖅ.

Ferguson, M.A.D., and Messier, F. 2000. Mass emigration of Arctic tundra caribou from a traditional winter range: population dynamics and physical condition. Journal of Wildlife Management, 64(1): 168-178.
ᕘᕐᒍᓴᓐ, ᐃᐊᒻ.ᐊᐃ.ᑏ., ᐊᒻᒪ ᒪᓯᐊᐃ, ᐃᐊᕝ. 2000. ᐊᒥᓱᐊᓗᐃᑦ ᐊᐅᓪᓚᑕᕐᓂᕆᕙᑦᑕᖏᑦ ᐅᑭᐅᖅᑕᖅᑐᒥ ᓇᐹᖅᑐᖃᙱᑦᑐᒥᐅᑕᐃᑦ ᑐᑦᑐᐃᑦ ᐅᑭᐅᒃᑯᑦ ᐃᓂᒋᕙᑦᑕᖏᓐᓂᒃ: ᑐᑦᑐᐃᑦ ᑲᑎᙵᔪᑦ ᖃᓄᖅ ᐃᓗᓕᖏᑕ ᖃᓄᐃᖅᑦᑕᐅᑎᓂᕆᕙᑦᑕᖏᑦ ᐊᒻᒪ ᑎᒥᖏᑕ ᖃᓄᐃᓐᓂᖏᑦ. ᐅᖃᓖᒪᒐᐃᑦ ᐱᔾᔪᑎᓖᑦ ᐆᒪᔪᓂᑦ ᐊᐅᓚᑦᓯᔾᔪᑎᓕᕆᓂᕐᒥᑦ, 64(1): 168-178.

Ferguson, M.A.D., Gauthier, L., and Messier, F. 2001. Range shift and winter foraging ecology of a population of Arctic tundra caribou. Canadian Journal of Zoology, 79: 746-758.
ᕗᕐᒍᓴᓐ, ᐃᐊᒻ.ᐊᐃ.ᑏ., ᒑᑎᐅᕐ, ᐃᐊᓪ. ᐊᒻᒪ ᒪᓯᐊᐃ, ᐃᐊᕝ. 2001. ᓇᒧᑦ ᓅᑦᑕᐸᓐᓂᖕᒋᑦ ᐊᒻᒪ ᐅᑭᐅᒃᑯᑦ ᓂᕿᓯᐅᕐᕕᒋᕙᑦᑕᖕᒋᑕ ᖃᓄᐃᑦᑑᓂᖁᕙᑦᑕᖕᒋᑦ ᑲᑎᖖᒐᔪᓂ ᐅᑭᐅᖅᑕᖅᑐᒥ ᓇᐹᖅᑐᖃᖖᒋᑦᑐᒥ ᑐᑦᑐᐃᑦ. ᑲᓇᑕᒥ ᐅᖃᓕᒫᒐᓕᐊᖑᓯᒪᔪᖅ ᓂᕐᔪᑎᓕᕆᓂᕐᒥᑦ, 79: 746-758.

Ferguson, M.A.D., Williamson, R.G., and Messier, F. 1998. Inuit knowledge of long-term changes in a population of Arctic tundra caribou. Arctic, 51(3): 201-219.
ᕗᕐᒍᓴᓐ, ᐃᐊᒻ.ᐊᐃ.ᑏ., ᐅᐃᓕᐊᒻᓴᓐ, ᐋᕐ.ᔩ., ᐊᒻᒪ ᒪᓯᐊᐃ, ᐃᐊᕝ. 1998. ᐃᓄᐃᑦ ᖃᐅᔨᒪᔭᖕᒋᑦ ᐊᕐᕌᒍᓗᓴᓂ ᐊᓯᔾᔨᐅᑎᐅᓯᒪᔪᓂᑦ ᐅᑭᐅᖅᑕᖅᑐᒥ ᓇᐹᖅᑐᖃᖖᒋᑦᑐᒥ ᑐᑦᑐᐃᑦ ᐱᓪᓗᒋᑦ. ᐅᑭᐅᖅᑕᖅᑐᖅ, 51(3): 201-219.

Geist, V. 1998. Deer of the world: their evolution, behavior, and ecology. Mechanicsburg, PA: Stackpole Books.
ᒌᔅᑦ, ᕖ. 1998. ᑐᑦᑐᕙᐃᑦ ᓄᓇᕐᔪᐊᕐᒥᐅᑕᐃᑦ: ᐊᓯᔾᔨᐸᓪᓕᐊᓂᖓᓯᒪᔪᖕᒋᑦ ᐊᕐᕌᒍᓗᓴᓂ, ᐱᐅᓯᖕᒋᑦ ᐊᒻᒪ ᓇᔪᖕᒋᑕ ᓯᓚᑎᖕᒋᑕᓗ ᖃᓄᐃᑦᑑᓂᖕᒋᒍᑦ. ᒪᑳᓂᒃᔅᐳᕐᒡ, ᐲᐊᐃ: ᓯᑖᒃᐴᓪ ᐳᒃᔅ

Goorts, J. 2014. Community-based caribou health monitoring on Baffin Island and the Melville Peninsula, NU. Interim Project Report to the Nunavut Wildlife Management Board, NWRT Project #2-13-03. Government of Nunavut, Department of Environment. 6p.
ᒍᐊᕐᑦᔅ, ᔩ. 2014. ᓇᓕᕐᓂᒥᐅᑕᓂᑦ ᑐᑦᑐᐃᑦ ᖃᓄᐃᓕᕐᓂᖕᒋᓐᓂᑦ ᖃᐅᔨᓴᓚᐅᖅᑐᑦ ᕿᑭᖅᑖᓗᖕᒥ ᐊᒻᒪ ᐃᓗᐃᓪᓕᖅ ᓄᕗᐊᕐᔪᐊᕐᔪᐊᖑᖕᒥ, ᓄᓇᕗᒻᒥ. ᐱᓕᕆᐊᖑᔪᒥᒃ ᐅᓂᒃᑳᓕᐊᖑᑲᐃᓐᓇᕐᓯᒪᔪᑦ ᓄᓇᕗᕐᒥ ᐆᒪᔪᓕᕆᔩᒃᑯᑦ ᑲᑎᒪᔨᖕᒋᓐᓄᑦ, ᓄᓇᑦᓯᐊᕐᒥ (NWRT) ᐱᓕᕆᐊᑦᓴᖅ #2-13-03. ᓄᓇᕗᒻᒥ ᒐᕙᒪᒃᑯᑦ, ᐊᕙᑎᓕᕆᔨᒃᑯᑦ. 6ᒪᑉᐱᒐᖅ.

Gunn, A. 2001. Voles, lemmings and caribou – population cycles revisited. Rangifer, Special Issue 14: 105-111.
ᒐᓐ, ᐊᐃ. 2001. ᐆᒪᔪᕋᓛᑦ, ᐊᕕᖖᒐᐃᑦ ᐊᒻᒪ ᑐᑦᑐᐃᑦ – ᐊᒥᓲᓂᖁᑦᑕᖕᒋᑕ ᖃᓄᐃᑉᔪᓯᖕᒋᑦ ᑕᑯᒋᐊᖅᑕᐅᑲᓐᓂᕐᓂᖕᒋᑦ. ᕈᐊᐃᖕᒋᕗᕐ, ᐊᔾᔨᐅᖕᒋᑦᑐᑦ ᐅᖃᓕᒫᒐᐃᑦ 14: 105-111.

Jenkins, D., and Goorts, J. 2013. Baffin Island Caribou Consultations, 2012. Consultation Report, Government of Nunavut, Department of Environment, Pond Inlet, NU, 86pp.
ᔨᐊᓐᑭᓐᔅ, ᑏ., ᐊᒻᒪ ᒍᐊᕐᑦᔅ, ᔩ. 2013. ᕿᑭᖅᑖᓗᒻᒥ ᑐᑦᑐᐃᑦ ᐱᓪᓗᒋᑦ ᑐᓴᐅᒪᑎᑦᓯᕆᐊᕐᓂᖅ, 2012. ᑐᓴᐅᒪᑎᑦᓯᕆᐊᕐᓂᕐᒥᑦ ᐅᓂᒃᑳᓕᐊᑦ, ᓄᓇᕗᒻᒥ ᒐᕙᒪᒃᑯᑦ, ᐊᕙᑎᓕᕆᔨᒃᑯᑦ, ᒥᑦᑎᒪᑕᓕᒃ, ᓄᓇᕗᑦ, 86ᒪᑉᐱᒐᖅ.

Jenkins, D., Goorts, J., and Jeppesen, R.. 2012. Baffin Island Caribou Consultations, Fall 2012. Consultation Report, Government of Nunavut, Department of Environment, Pond Inlet, NU, 86pp.
ᔨᐊᓐᑭᓐᔅ, ᑏ., ᒍᐊᕐᑦᔅ, ᔩ., ᐊᒻᒪ ᔭᐸᓴᓐ, ᐋᕐ. 2012. ᕿᑭᖅᑖᓗᒻᒥ ᑐᑦᑐᐃᑦ ᐱᓪᓗᒋᑦ ᑐᓴᐅᒪᑎᑦᓯᕆᐊᕐᓂᖅ, ᐅᑭᐊᒃᑯᑦ 2012. ᑐᓴᐅᒪᑎᑦᓯᕆᐊᕐᓂᕐᒥᑦ ᐅᓂᒃᑳᓕᐊᑦ, ᓄᓇᕗᒻᒥ ᒐᕙᒪᒃᑯᑦ, ᐊᕙᑎᓕᕆᔨᒃᑯᑦ, ᒥᑦᑎᒪᑕᓕᒃ, ᓄᓇᕗᑦ, 86ᒪᑉᐱᒐᖅ.

Jenkins, D., Goorts, J., and Lecomte, N. 2012. Estimating the Abundance of South Baffin Caribou. Summary Report. Government of Nunavut, Department of Environment.
ᔨᐊᓐᑭᓐᔅ, ᑏ., ᒍᐊᕐᑦᔅ, ᔩ., ᐊᒻᒪ ᓚᑰᒻᑦ, ᐃᐊᓐ. 2012. ᓇᓚᐅᑦᑖᕈᑎᓕᐅᕐᓂᖅ ᐊᒥᓲᓂᖕᒋᓐᓂᑦ ᓂᒋᖕᒐᓂ ᕿᑭᖅᑖᓗᑉ ᑐᑦᑐᓂᑦ. ᐱᓗᐊᑕᖕᒋᓐᓂᑦ ᐅᓂᒃᑳᓕᐊᑦ. ᓄᓇᕗᒻᒥ ᒐᕙᒪᒃᑯᑦ, ᐊᕙᑎᓕᕆᔨᒃᑯᑦ.

Kotierk, M. 2015a. Public and Inuit Interests, Baffin Island Caribou and Wildlife Management: Results of a Public Opinion Poll in Baffin Island Communities. Government of Nunavut, Department of Environment, Igloolik, NU, 76pp. ᑰᑎᐅᒃ, ᐃᐊᒻ. 2015a.
ᑭᒃᑯᑐᐃᓐᓇᐃᑦ ᐊᒻᒪ ᐃᓄᐃᑦ ᑐᓴᐅᒪᒍᒪᔭᖕᒋᑦ, ᕿᑭᖅᑖᓗᒻᒥ ᑐᑦᑐᓂᑦ ᐊᒻᒪ ᐆᒪᔪᓂᑦ ᐊᐅᓚᑦᓯᔾᔪᑎᓂᑦ ᐸᕐᓇᐅᑎ: ᓴᖅᑭᓚᐅᖅᑐᑦ ᑭᒃᑯᑐᐃᓐᓇᐃᑦ ᐃᓱᒪᒋᔭᖕᒋᓐᓂᑦ ᐊᐱᕐᓱᓂᕐᒥᑦ ᕿᑭᖅᑖᓗᒻᒥ ᓄᓇᓕᕐᓂᒥᐅᑕᓂᑦ. ᓄᓇᕗᒻᒥ ᒐᕙᒪᒃᑯᑦ, ᐊᕙᑎᓕᕆᔨᒃᑯᑦ, ᐃᒡᓗᓕᒃ, ᓄᓇᕗᑦ. 76ᒪᑉᐱᒐᖅ.

Kotierk, M. 2015b. Preliminary Report on Elder and Hunter Knowledge of Baffin Island Caribou. Government of Nunavut, Department of Environment, Igloolik, NU, 17pp.
ᑰᑎᐅᒃ, ᐃᐊᒻ. 2015b. ᐅᓂᒃᑳᓕᐊᖑᑲᐃᓐᓇᕐᓯᒪᔪᖅ ᐃᓐᓇᑐᖃᐃᑦ ᐊᒻᒪ ᐊᖑᓇᓱᑦᑏᑦ ᖃᐅᔨᒪᓂᖕᒋᓐᓂᑦ ᕿᑭᖅᑖᓗᒻᒥ ᑐᑦᑐᐃᑦ ᐱᓪᓗᒋᑦ. ᓄᓇᕗᒻᒥ ᒐᕙᒪᒃᑯᑦ, ᐊᕙᑎᓕᕆᔨᒃᑯᑦ, ᐃᒡᓗᓕᒃ, ᓄᓇᕗᑦ, 17ᒪᑉᐱᒐᖅ.

MacPherson, AH and TH Manning. 1968. Mercy Mission; caribou for the hunters of Southampton island. Eskimo Churchill Manitoba Canada. Volume 78, 10pp.
ᒪᒃᕚᓴᓐ, ᐊᐃH ᐊᒻᒪ ᑏH ᒫᓂᖕ. 1968. ᓇᒡᓕᓵᖅᑐᓕᕆᓂᖅ; ᑐᒃᑐᐃᑦ ᐊᖑᓇᓱᑦᑎᓄᑦ ᓴᒡᓖᑦ ᖁᑭᖅᑕᖓᓂᒥᐅᑕᓄᑦ. ᐃᐊᓯᑭᒨ ᑯᔾᔪᐊᕌᓗᒃ, ᒫᓂᑑᐸ ᑲᓇᑕ. ᐅᖃᓕᒫᒐᐃᑦ 78, 10ᒪᑉᐱᒐᖅ.

Morneau, C., and Payette, S. 2000. Long-term fluctuations of a caribou population revealed by tree-ring data. Canadian Journal of Zoology, 78: 1784-1790.
ᒧᐊᕐᓂᐅ, ᓰ., ᐊᒻᒪ ᐸᐃᔨᐊᑦ, ᐃᐊᔅ. 2000. ᐊᕐᕌᒍᒐᓴᓂ ᐊᓯᔾᔨᑕᕐᓂᓇᕙᑦᑕᖏᑦ ᐊᔾᔨᒌᖏᑐᒃᑯᑦ ᑐᒃᑐᐃᑦ ᐊᒥᓲᓂᖏᓐᓄᑦ ᓴᖅᑭᑕᐅᓯᒪᔪᑦ ᓇᓛᖅᑐᐃᑦ ᐃᓗᐊᓃᑦᑐᒃᑯᑦ ᐊᒻᒪᓗᕿᑖᖏᒍᑦ ᖃᐅᔨᓴᐅᑎᐅᓯᒪᔪᓂᑦ. ᑲᓇᑕᒥ ᐅᖃᓕᒫᒐᖅ ᓂᕐᔪᑎᓕᕆᓂᕐᒥᑦ, 78: 1784-1790.

Northwest Territories, Department of Environment and Natural Resources. 2011. Caribou forever – our heritage, our responsibility. A barren-ground caribou management strategy for the Northwest Territories 2011-2015. Northwest Territories, Environment and Natural Resources. 47pp.
ᓄᓇᑦᓯᐊᖅ, ᐊᕙᑎᓕᕆᔩᒃᑯᑦ ᐊᒻᒪ ᓄᓇᒥᐅᑕᓕᕆᔩᒃᑯᑦ. 2011. ᑐᒃᑐᐃᑦ ᑕᐃᒪᖕᖓᓕᒫᖅ – ᐅᕙᑦᑎᓐᓄᑦ ᕿᒪᒃᑯᐃᑦ, ᐃᑉᐱᕆᔭᕆᐊᓕᕗᑦ. ᓇᐹᖅᑐᖃᙱᑦᑐᒥ ᑐᑦᑐᓂᑦ ᐊᐅᓚᑦᓯᔾᔪᑎᑦᓴᓂᑦ ᐅᐸᓗᖓᐃᔭᐃᓂᖅ ᓄᓇᑦᓯᐊᕐᒧᑦ 2011-2015. ᓄᓇᑦᓯᐊᖅ, ᐊᕙᑎᓕᕆᓂᖅ ᐊᒻᒪ ᓄᓇᒥᐅᑕᓕᕆᓂᖅ. 47ᒪᑉᐱᒐᖅ.

Porcupine Caribou Management Board (PCMP). 2010. Harvest management plan for the Porcupine caribou herd in Canada. PCMB. Whitehorse, YT. 45p.
ᐊᓲᒃᑲᐅᑉ ᕗᑳᓐᑯ ᒥᑦᓵᓂᒥᐅᑕᓂᑦ ᑐᑦᑐᓂᑦ ᐊᐅᓚᑦᓯᓂᕐᒥᑦ ᑲᑎᒪᔩᖏᑦ (PCMB) 2010. ᐊᖑᓇᓱᑦᑐᓕᕆᓂᕐᒧᑦ ᐊᐅᓚᑦᓯᔾᔪᑎᑦᓴᑦ ᐸᕐᓇᐅᑎ ᐊᓲᒃᑲᐅᑉ ᕗᑳᓐᑯ ᒥᑦᓵᓂᒥᐅᑕᓂᑦ ᑐᑦᑐᓂᑦ ᑲᑎᙵᔪᓂᑦ ᑲᓇᑕᒥ. ᐊᓲᒃᑲᐅᑉ ᕗᑳᓐᑯ ᒥᑦᓵᓂᒥᐅᑕᓂᑦ ᑐᑦᑐᓂᑦ ᐊᐅᓚᑦᓯᓂᕐᒥᑦ ᑲᑎᒪᔩᖏᑦ (PCMB). ᐅᐊᐃᑦHᐅᐊᔅ, ᕗᑳᓐᒥ. 45ᒪᑉᐱᒐᖅ

Rettie, W.J. 2010. Porcupine Caribou Herd: A review of the design of the harvest reporting program. Government of Canada, Parks Canada, Western and Northern Service Center, Winnipeg. 16pp.
ᕆᑎ, ᑐᕚᔾ.ᔦ. 2010. ᐊᓲᒃᑲᐅᑉ ᕗᑳᓐᑯ ᒥᑦᓵᓂᒥᐅᑕᓂᑦ ᑐᑦᑐᐃᑦ ᑲᑎᓇᓃᑦ: ᕿᒥᕐᕈᐊᕐᓂᖅ ᖃᓄᓕᖓᓂᖓᓂᑦ ᐊᖑᓇᓱᓐᓂᓕᕆᓂᕐᒥᑦ ᐅᓂᒃᑳᓕᐅᕈᑎᐅᔪᖅ. ᒐᕙᒪᒃᑯᑦ ᑲᓇᑕᒥ, ᒥᕐᖑᐃᓱᕐᕕᓕᕆᓂᖅ ᑲᓇᑕ, ᐱᖓᓇᒥ ᐊᒻᒪ ᐅᐊᓐᓇᒥ ᐱᔨᑦᓯᕋᕐᕕᒃ, ᐅᐃᓂᐸᐃᒡ. 16ᒪᑉᐱᒐᖅ

Stenton, D.R. 1991. Caribou population dynamics and Thule culture adaptations on southern Baffin Island, N.W.T. Arctic Anthropology, 28(2) : 15-43.
ᓯᑕᓐᑕᓐ, ᑏ.ᐋᕐ. 1991. ᑐᒃᑐᐃᑦ ᐊᒥᓲᓂᖏᓐᓄᑦ ᖃᓄᖅ ᐃᓗᓕᖏᑕ ᖃᓄᐃᖃᑦᑕᐅᑎᓂᓇᕙᑦᑕᖏᑦ ᐊᒻᒪ ᓯᕗᓪᓕᐊᔾᔫᓚᐅᖅᑐᑦ ᐱᖅᑯᓯᖏᑦ ᐃᓕᑦᑐᖅᓯᒪᓂᖏᑦ ᓂᒋᖓᓂ ᕿᑭᖅᑖᓘᑉ, ᓄᓇᑦᓯᐊᖅ. ᐅᑭᐅᖅᑕᖅᑐᒥᐅᑕᓂᑦ ᐃᓕᖅᑯᓯᓕᕆᓂᖅ, 28(2) : 15-43.

Yannic, G., Pellissier, L., Le Corre, M., Dussault, C., Bernatchez, L., and Cote, S.D. 2014. Temporally dynamic habitat suitability predicts genetic relatedness among caribou. Proceedings of the Royal Society B, 281: 20140502. http://dx.dio.org/10.1098/rspb.2014.0502.
ᔮᓂᒃ, ᔩ., ᐱᐅᓪᓕᓯᐅᕐ, ᐃᐅᓪ., ᓕ ᑰᐊᕐ, ᐃᐊᒻ., ᑐᓲᓪᑦ, ᓰ., ᐳᕐᓇᑦᓴᔾ, ᐃᐅᓪ., ᐊᒻᒪ ᑰᑕᐃ, ᐃᐊᔅ.ᑏ. 2014. ᖃᖓᓂᓴᐅᓂᖓᓄᑦ ᖃᓄᖅ ᐃᓗᓕᖏᑕ ᖃᓄᐃᖃᑦᑕᐅᑎᓂᓇᕙᑦᑕᖏᑦ ᐃᓂᒋᕙᑦᑕᖏᑦ ᓈᒻᒪᐸᓐᓂᖏᓐᓄᑦ ᓇᓚᐅᑦᑖᕈᑕᐅᔪᓐᓇᖅᑐᑦ ᓯᕗᓕᖏᒍᑦ ᐊᑦᑐᐊᖅᑲᑎᒌᓐᓂᖏᓐᓄᑦ ᑐᑦᑐᐃᑦ. ᐱᓕᕆᔾᔪᑎᐅᓯᒪᔪᓂᑦ ᕈᐊᐃᐅᓪ ᓱᓴᐃᔭᑎᒃᑯᓐᓂᑦ B, 281: 20140502. http://dx.dio.org/10.1098/rspb.2014.0502.

ᐃᓚᓕᐅᔾᔭᐅᓯᒪᔪᖅ 1: 2019/2024 ᕿᑭᖅᑖᓗᒻᒥ ᑐᑦᑐᓂᒃ ᖃᐅᔨᓕᐅᕈᑎᓄᑦ ᐸᕐᓇᐅᑎ

2014/2015 ᐊᐅᓚᑦᓯᔾᔪᑎᑦᓴᓂᑦ ᖃᐅᔨᓕᐅᕐᓂᖅ

ᒫᕐᓯ 2014−ᒥ ᑐᑦᑐᓂᑦ ᖃᐅᔨᓴᕐᓂᐅᓚᐅᖅᑐᖅ ᓇᓗᓇᐃᕐᓯᔾᔪᑎᐅᓚᐅᖅᑐᖅ ᕿᑭᖅᑖᓗᒻᒥᑦ ᑐᑦᑐᑭᑦᑐᑯᓘᓕᕐᓯᒪᓂᖓᓂᑦ ᑕᕝᕙᓴᐃᓐᓇᖅ ᐊᐅᓚᑦᓯᔾᔪᑎᑦᓴᓂᑦ ᖃᐅᔨᓕᐅᓇᐊᓇᐊᓕᓚᐅᖅᑐᑦ ᐃᓄᐃᑦ ᑮᑯᑐᐃᓐᓇᐃᑦ ᐊᖑᓇᓱᒍᐊᖏᑲᐃᓐᓇᕐᑯᓕᖅᑐᒋᑦ ᓄᖑᕆᐊᓪᓚᕐᑯᓇᒋᑦ. ᓅᕕᐱᓇ 2014, ᐊᕙᑎᓕᕆᔨᒃᑯᑦ (DOE) ᐊᑐᓕᕐᑯᔨᔾᔪᑎᓕᐅᓚᐅᖅᑐᑦ ᐊᐅᓚᑦᓯᔾᔪᑎᑦᓴᓂᑦ ᖃᐅᔨᓕᐅᓇᐊᕐᑯᔨᓕᖅᑐᑎᒃ ᓄᓇᕗᒻᒥ ᐆᒪᔪᓕᕆᔨᒃᑯᑦ ᑲᑎᒪᔨᖏᓐᓄᑦ (NWMB) ᒥᑭᓪᓕᒥᐊᕐᑯᓪᓗᒍ ᐅᓗᕆᐊᓇᖅᑐᒦᒍᑎᐅᔪᓐᓇᖅᑐᑦ ᑐᑦᑐᐃᑦ ᐊᒥᓲᓂᖏᓐᓄᑦ ᐱᔾᔪᑎᒋᓪᓗᒋᑦ ᖃᑦᓲᓐᓇᐅᓗᐊᓕᕐᓂᖏᑦ ᐊᒻᒪ ᐊᖑᓇᓱᑦᑕᐅᕙᑦᑐᑦ ᐊᒥᓲᓗᐊᖅᐸᓐᓂᖏᓐᓄᑦ. ᓄᓇᕗᑦ ᐆᒪᔪᓕᕆᔨᒃᑯᑦ ᑲᑎᒪᔨᖏᑦ ᐱᒋᐊᖅᑎᑦᓯᓕᓚᐅᖅᑐᑦ ᑲᑐᔾᔨᓂᒃᑯᑦ ᐊᐅᓚᑦᓯᔾᔪᑎᑦᓴᓂᑦ ᑐᓴᐅᒪᑎᑦᓯᒋᐊᕈᑎᓂᑦ ᑮᒃᑯᑐᐃᓐᓇᕐᓂᒃ ᑐᓴᕈᐊᕐᓂᖃᖅᑐᑎᒃ ᒫᕐᓯ 2015−ᒥ ᐊᒻᒪ ᐃᓱᒪᓕᑐᐅᓇᓚᐅᖅᑐᑦ ᒥᓂᔅᑕᕐᒧᑦ ᐊᕙᑎᓕᕆᔨᒃᑯᑦ ᖃᐅᔨᓕᐅᕈᑎᑦᓴᓕᐅᕐᑯᔭᐅᓗᓂ ᐊᑐᖅᑕᐅᑲᐃᓐᓇᓂᐊᖅᑐᓂᑦ ᑐᑦᑐᐃᑦ ᓄᖑᑕᐅᓯᐊᒻᒪᕆᕐᑯᓇᒋᑦ ᕿᑭᖅᑖᓗᒻᒥᑦ. ᑏᓯᐱᕆ 2014, ᑎᓕᔅᔪᑎᐅᑲᐃᓐᓇᖅᑐᒃᑯᑦ ᒥᓂᔅᑕᑎᒍᑦ, ᓄᖅᑲᖓᑎᑕᐅᑲᐃᓐᓇᓂᐊᕐᓂᖏᓐᓂᑦ ᐊᖑᓇᓱᓐᓃᑦ ᕿᑭᖅᑖᓗᒻᒥ ᑐᑦᑐᓂᑦ ᐅᖃᐅᓯᐅᓕᓚᐅᖅᑐᖅ ᐱᔾᔪᑎᖃᖅᑐᑎᒃ ᑐᐊᕕᕐᓇᓕᖅᑐᓂᒃ ᐊᒻᒪ ᐊᔾᔨᐅᖏᑦᑐᓂᒃ ᖃᐅᔨᓕᖓᒍᑎᐅᓕᖅᑐᓂᒃ. ᑎᓕᔾᔪᑎᐅᓯᒪᔪᖅ ᐊᑐᓕᓚᐅᖅᑐᖅ ᔮᓄᐊᓕ 2015. ᒫᕐᓯ 2015, ᓄᓇᕗᒻᒥ ᐆᒪᔪᓕᕆᔨᒃᑯᑦ ᑲᑎᒪᔨᖏᑦ ᑮᑯᑐᐃᓐᓇᕐᓂᒃ ᑐᓴᕋᓱᓐᓂᖃᓕᓚᐅᖅᑐᑦ ᑐᓴᕈᒪᓪᓗᑎᒃ ᐃᓱᒪᒋᔭᐅᔪᓂᒃ ᕿᑭᖅᑖᓗᒻᒥ ᑐᑦᑐᐃᑦ ᐱᓪᓗᒋᑦ ᐊᐅᓚᑦᓯᔾᔪᑎᑦᓴᑦ ᐊᒻᒪ ᐃᓱᒪᑦᓴᕐᓯᐅᕈᒪᓪᓗᑎᒃ ᐊᑐᓕᕐᑯᔨᔾᔪᑎᐅᓯᒪᔪᓂᒃ ᑮᑯᑐᐃᓐᓇᕐᓄᑦ ᐅᖃᐅᓯᐅᕙᓚᐅᖅᑐᓂᒃ, ᐊᒻᒪᑦᑕᐅᖅ ᕿᑭᖅᑖᓗᒻᒥ ᐊᖑᓇᓱᒃᑏᑦ ᒥᑭᒋᐊᕐᓂᐊᖅᑏᓪᓗ ᑲᑐᔾᔨᖃᑎᒌᖑᔪᓂᑦ, ᕿᑭᖅᑕᖅᔪᐊᖅ ᐆᒪᔪᓕᕆᔨᕐᔪᐊᒃᑯᑦ ᑲᑎᒪᔨᖏᑦ, ᓄᓇᕗᑦ ᑐᙵᕕᒃᑯᑦ, ᐊᕙᑎᓕᕆᔨᒃᑯᑦ ᐊᒻᒪ ᒥᕐᖑᐃᓯᓕᕆᕕᒃᑯᑦ ᑲᓇᑕᒥ. ᔪᓂ 2015, ᓄᓇᕗᒻᒥ ᐆᒪᔪᓕᕆᔨᒃᑯᑦ ᑲᑎᒪᔨᖏᑦ ᑭᖑᕙᕌᔪᒪᓕᓚᐅᖅᑐᑦ ᓄᖅᑲᖓᑎᑦᓯᓂᕐᒥᑦ ᐊᖑᓇᓱᒍᓇᓕᕐᓗᑎᒃ 250 ᐸᓂᓪᓚᓇᓂᑦ, ᕿᖑᓂᐊᒍᑦ ᕿᒥᕐᕈᔭᐅᓕᕋᔭᕐᓗᑎᒃ ᖃᐅᔨᓴᐅᑎᒥᓂᐅᔪᑦ ᐱᔭᐅᓚᐅᖅᑎᓪᓗᒋᑦ ᓯᕗᓪᓕᖅᐹᒥᑦ ᖃᐅᔨᓴᓇᓱᐊᕐᓂᐅᔪᒥᑦ.

ᐋᓪᓯ 21, 2015, ᒥᓂᔅᑕᐅᔪᖅ ᐊᑎᓕᐅᓚᐅᖅᑐᖅ ᕿᑭᖅᑖᓗᒻᒥ ᑐᑦᑐᐃᑦ ᑲᑎᓪᓗᒋᑦ ᐱᔭᐅᔪᓐᓇᖅᑎᑕᐅᔪᑦ ᐊᖑᓇᒃᑕᐅᔪᓐᓇᖅᑎᑕᐅᓗᑎᒃ ᑎᓕᔾᔪᑎᓕᐅᓚᐅᖅᑐᑦ ᑕᒪᐅᓇ ᐋᖅᑕᐅᓗᓂ ᐊᖑᓇᓱᒍᓇᓂᕐᒥᑦ ᓄᖅᑲᖓᑎᑦᓯᔾᔪᑎᐅᔪᖅ. 250-ᓂᒃ ᐸᓂᓪᓚᓇᒎᓇᖅᑎᑕᐅᓕᓚᐅᖅᑐᑦ ᕿᑭᖅᑖᓗᒻᒥ. ᐋᖅᑭᑦᑕᐅᓗᓂ ᕿᑭᖅᑕᕐᔪᐊᖅ ᐆᒪᔪᓕᕆᔨᕐᔪᐊᒃᑯᑦ ᑲᑎᒪᔨᖏᓐᓂᑦ, ᐱᔭᐅᔪᓐᓇᖅᑎᑕᐅᔪᑦ ᐊᖑᓇᒃᑕᐅᔪᓐᓇᖅᑎᑕᐅᓗᑎᒃ ᐊᓪᒐᖅᑕᐅᓚᐅᖅᑐᑦ ᐊᔾᔨᒌᑦᑐᐃᓐᓇᐅᓗᑎᒃ ᑎᓴᒪᐅᔪᖅᑐᑦ (8) ᕿᑭᖅᑖᓗᒻᒥ ᓄᓇᓖᑦ (30 ᓂᕕᖓᑖᑦ ᐊᑐᓂ ᓄᓇᓕᒃ ᐊᑕᐅᓯᖅ), ᐊᒻᒪᑦᑕᐅᖅ ᖁᓕᒃᑲᓂᕐᓂᒃ (10) ᐃᒡᓗᓕᒻᒧᑦ ᐊᒻᒪ ᐱᑎᑕᐅᒪᑎᒃ ᐊᕐᕌᒍᒥ ᓴᓂᕋᔭᒻᒥᐅᑦ.

ᐊᑐᓕᖁᔭᐅᔪᑦ

ᐊᐅᓚᑦᓯᒥᐊᕈᑎᑦᓴᓂᑦ ᐸᕐᓇᐅᑎ

ᐊᐅᓚᑕᐅᔪᑦ ᐊᖑᓇᓱᑦᑐᓕᕆᔪᑦ ᒪᓕᒋᐊᓖᑦ ᐊᑐᐊᒐᐅᔪᓄᑦ ᓇᓗᓇᐃᔭᖅᑕᐅᓯᒪᔪᓂᑦ ᑎᑎᕋᕐᓯᒪᔪᓂ 5.1−ᒥ ᐊᖑᓇᓱᓐᓂᕐᒥᑦ ᐊᐅᓚᑦᓯᓂᖅ. ᖃᐅᔨᓴᖅᑎᑦᓯᓕᕐᓗᑎᒃ ᖃᐅᔨᓴᕐᓂᐅᕐᑯᔭᐅᔪᒥᑦ ᕿᑭᖅᑖᓗᒻᒥ ᑐᑦᑐᓕᕆᓂᕐᒥᑦ ᐊᐅᓚᑦᓯᔾᔪᑎᑦᓴᓂᑦ ᐸᕐᓇᐅᑎᓕᐊᖑᓯᒪᔪᒥ ᓄᓇᕗᒻᒥ ᒪᕿᒪᒃᑯᑦ ᐊᑐᓕᕐᑯᔨᔾᔪᑎᓕᐅᕈᓇᕐᓯᐊᓕᕋᔭᖅᑐᑦ ᐊᐅᓚᑦᓯᔾᔪᑎᑦᓴᓂᑦ ᖃᐅᔨᓕᐅᕈᑎᑦᓴᓂᑦ, ᓲᕐᓗ ᐋᖅᑭᐊᓇᔪᓐᓇᓕᕐᓗᑎᒃ ᖃᑦᓯᓂᑦ ᐳᓴᒋᑎᒍᑦ ᐊᖑᓇᓱᑦᑕᐅᔪᓐᓇᖅᑐᓂᑦ ᐅᕝᕙᓘᓐᓃᑦ ᓂᕕᖓᑖᒃᑯᑦ ᐊᖑᓇᓱᑦᑕᐅᔪᓐᓇᖅᑐᓂᑦ. ᐱᔾᔪᑎᐅᔪᑦ ᐊᖑᓇᓱᓐᓂᕐᒧᖓᔪᑦ ᐊᑦᓱᕈᑎᐅᔪᑦ ᑲᒪᒋᔭᐅᔪᓐᓇᖅᑐᑦ ᐊᔾᔨᒋᖏᑐᓄᑦ ᐊᐅᓚᑦᓯᔾᔪᑎᒍᑦ ᖃᐅᔨᓕᐅᕈᑎᐅᓂᐊᕐᓗᑎᒃ ᓲᕐᓗ ᑲᑎᓪᓗᒋᑦ ᐱᔭᐅᔪᓐᓇᖅᑎᑕᐅᔪᑦ ᐊᖑᓇᒃᑕᐅᔪᓐᓇᖅᑎᑕᐅᓗᑎᒃ, ᑰᑕᖅᐸᖏᓪᓗᑎᒃ (ᓲᕐᓗ ᐸᓂᓪᓚᓅᓐᓇᕐᓂᒃ ᐊᖑᓇᓱᕐᑯᔨᓂᖅ), ᖃᖓᒃᑯᑦ ᐊᒻᒪ ᓇᓪᓕᖏᑦ ᐊᕙᓃᑦ ᒪᑐᔭᕆᐊᖃᕐᓂᖓᓂᑦ ᐊᒻᒪ ᐊᓯᖏᓐᓂᑦ ᐱᑐᐃᓐᓇᐅᖏᔾᔪᑎᓕᕆᔪᓂᑦ ᐱᔪᓐᓇᓂᕐᒧᑦ ᐱᓕᕆᔾᔪᑎᑦᓴᓂᑦ ᖃᖓ ᐊᒻᒪ ᓇᒥ ᑐᑦᑐᐃᑦ ᐊᑦᑕᓇᖅᑐᒦᓐᓂᖅᐹᖑᕙᓪᓚᖓᑕ. ᖃᓄᑎᒥ ᐊᖑᓇᓱᑦᑕᐅᕙᑦᑐᑦ ᐋᖅᑭᐊᖅᑕᐅᔪᓇᐊᓖᑦ ᒪᓕᑦᑕᐅᓗᑎᒃ ᓇᓚᐅᑦᑖᖅᑕᐅᓯᒪᔪᑦ ᐊᖑᓇᓱᑦᑕᐅᔪᓐᓇᖅᑐᑦ 2014−ᒥ, ᐅᕝᕙᓘᓐᓃᑦ ᖃᓂᓐᓂᖓᒥ, ᑐᑦᑐᓂᑦ ᖃᐅᔨᓴᐅᑎᐅᓚᐅᖅᑐᑦ. ᐊᖑᓇᓱᑦᑕᐅᕙᑦᑐᑦ ᐅᖓᑖᓃᑉᐸᑕ ᐱᕈᖅᐸᓪᓕᐊᓂᖏᑕ ᐊᒥᓱᕈᖅᐸᓪᓕᐊᔾᔮᖏᑦᑐᑦ. ᐊᖑᓇᓱᑦᑕᐅᕙᑦᑐᑦ ᑕᐃᒫᓪᓗᐊᖅ ᐊᒥᓲᑎᒋᔪᑦ ᑐᑦᑐᐃᑦ ᐱᕈᖅᐸᓪᓕᐊᓂᖏᓐᓂᑦ ᐊᒥᓱᕈᖅᐸᓪᓕᐊᒍᑎᐅᔾᔮᖏᑦᑐᑦ.

ᖃᐅᔨᓴᐅᑎᐅᓚᔭᖅᑐᓂᑦ ᐸᕐᓇᐅᑎ

ᐃᓄᐃᑦ ᖃᐅᔨᒪᔭᑐᖃᖏᑦ ᐊᒻᒪ ᓱᓇᑐᐃᓐᓇᕐᓂᑦ ᖃᐅᔨᓴᐅᑎᐅᔪᑦ ᐊᑕᐅᑦᓯᒃᑯᑦ ᐊᑐᖅᑕᐅᓚᔭᖅᑐᑦ ᐱᔭᑦᓴᓕᐅᕈᑎᐅᕙᓪᓗᑎᒃ ᕿᑭᖅᑖᓗᒻᒥ ᑐᑦᑐᓂᒃ ᐊᐅᓚᑦᓯᔾᔪᑎᓕᐅᕈᑎᓂ. ᐃᓄᐃᑦ ᖃᐅᔨᒪᔭᑐᖃᖏᑦ ᖃᐅᔨᓴᕐᓂᐅᓯᒪᔪᑦ ᕿᑭᖅᑖᓗᒻᒥ ᑐᑦᑐᓂᒃ (ᐊᕙᑎᓕᕆᔨᒃᑯᑦ 2015a, 2015b; ᑯᑎᐅᒃ 2015a, 2015b; ᕗᕐᒍᓴᓐ ᐊᓯᖏᓪᓗ 1998) ᐃᓱᒪᒋᔭᐅᓯᒪᔪᑦ ᕿᑭᖅᑖᓗᒻᒥ ᑐᑦᑐᓕᕆᓂᕐᒥᑦ ᐊᐅᓚᑦᓯᔾᔪᑎᑦᓴᓂᑦ ᐸᕐᓇᐅᑎᑦᓴᒥ. ᐊᐅᓚᑦᓯᔪᓐᓇᖏᓐᓇᑦᑕ ᖃᐅᔨᒪᙱᑦᑕᑦᑎᓐᓂᑦ, ᐊᒻᒪ ᐱᔾᔪᑎᒋᓪᓗᒋᑦ ᐃᓚᖏᑦ ᓇᐹᖅᑐᖃᙱᑦᑐᒥ ᑐᑦᑐᐃᑦ ᓱᓇᑐᐃᓐᓇᕐᓂᑦ ᖃᐅᔨᓴᐅᑎᒍᑦ ᖃᐅᔨᓴᖅᑕᐅᑲᓂᕆᐊᖃᕐᒪᑦ ᑐᑭᓯᔭᐅᒃᑲᓐᓂᕐᑯᓪᓗᒋᑦ ᕿᑭᖅᑖᓗᒻᒥ ᑐᑦᑐᐃᑦ. ᐊᔾᔨᐸᓗᙱᓐᓂᑦ ᐃᓚᑯᓂᒃ ᑎᑎᕋᕐᓯᒪᔪᖅᑕᓕᐅᓚᐅᖅ ᐃᓄᐃᑦ ᖃᐅᔨᒪᔭᑐᖃᖏᓐᓂᑦ ᐱᔾᔪᑎᓕᓐᓂᑦ ᐊᑐᖅᑕᐅᔪᓇᓯᐊᖅᑐᒥᑦ ᐱᓕᕆᔾᔪᑎᒃᑲᓂᐊᕐᒧᑦ ᐊᐅᓚᑦᓯᔾᔪᑎᑦᓴᓂᑦ. ᑐᑭᓯᒋᐊᕈᑎᐅᕙᓪᓗᐊᑦ ᐊᑐᐃᓐᓇᐅᓂᖏᑦ ᑕᑎᒋᔭᕐᓂᖏᓪᓚᑕ ᐊᒻᒪ ᓄᐊᑕᐅᕙᓪᓕᐊᓯᒪᓪᓚᑕ ᐊᒃᑯᓂᐊᓗᒃ, ᐊᔾᔨᙱᖏᑐᒪᓇᐅᓗᑎᒃ ᑐᑦᑐᐃᑦ ᐊᒥᓱᓂᖏᑦ ᐊᒻᒪ ᐃᓂᒥᕙᑦᑕᖏᑕ ᐱᐅᓂᖏᑦ. ᖃᐅᔨᓴᕈᑎᒍᑦ 1) ᐊᖑᓇᓱᓐᓂᖅ, 2) ᖃᐅᔨᓕᖓᓕᕐᓂᖏᑦ ᕿᑭᖅᑖᓗᒻᒥ ᑐᑦᑐᐃᑦ ᐊᒻᒪ 3) ᓄᓇᒥ ᖃᓄᐃᑦᑑᑉᐸᓂᖏᑦ ᐊᐅᓚᑦᓯᔪᓐᓇᓂᖅᓴᐅᓕᕋᔭᖅᑐᒧᑦ ᐊᐅᓇᓯᑎᓂᑦ ᐱᑦᓯᐊᕐᓗᑕ. ᐃᓘᓐᓇᖓᒍᑦ, ᐃᓗᓕᓕᒫᖏᓐᓂᑦ ᓱᓇᑐᐃᓐᓇᕐᓂᑦ ᖃᐅᔨᓴᐅᑎᒍᑦ ᐊᑐᕐᓗᑎᒃ ᖃᐅᔨᓴᐅᑎᒥᑦ ᕿᑭᖅᑖᓗᒻᒥ ᑐᑦᑐᓂᒃ ᐱᖃᓯᐅᔾᔨᓚᔭᕐᒥᔪᑦ ᖃᐅᑕᒫᑦ ᖃᑦᓯᐅᓕᕐᓂᖏᓐᓄᑦ ᓇᓚᐅᑦᑖᓂᕐᒥᑦ, ᐊᕐᕌᒍᑕᒫᖅ ᑮᑯᑐᐃᓐᓇᕐᓂᑦ ᐊᐱᕐᓯᓂᒃᑯᑦ ᖃᐅᔨᓴᖅᐸᓪᓗᑎᒃ ᐊᒻᒪ ᑲᔪᓯᔭᐅᓗᓂ ᐅᔭᒥᑦᓯᖃᑦᑕᓂᕐᒥᑦ ᐱᓕᕆᔾᔪᑎ (ᑎᑎᕋᕐᓯᒪᔪᓂ A1). ᑕᒪᓐᓇ ᑲᑎᑕᐅᓚᔭᖅᑐᖅ ᐱᓕᕆᔾᔪᑎᐅᔪᒧᑦ ᓄᓇᓕᓐᓂᕐᒧᖓᔪᒧᑦ ᐊᒻᒪ ᐊᖑᓇᓱᑦᑎᓂᑦ ᐊᖑᓇᓱᒃᐸᑦᑐᓂᒃ ᑐᑦᑐᓂᒃ ᖃᐅᔨᒪᔪᓕᕆᓂᕐᒥᑦ ᖃᐅᔨᓴᐅᑎᒧᑦ ᐱᓕᕆᔾᔪᑎᒧᑦ (ᑎᑎᕋᕐᓯᒪᔪᓂ A1). ᐊᖑᓇᓱᑦᑐᓕᕆᓂᕐᒥᑦ ᖃᐅᔨᓴᐅᑎᑦᓴᒥᑦ ᐱᓕᕆᔾᔪᑎᓕᐅᕆᐊᓖᑦ ᕿᑭᖅᑖᓗᒻᒥ ᑐᑦᑐᓄᑦ ᐃᓘᓐᓇᖏᓐᓄᑦ ᐊᖑᓇᓱᑦᑐᓕᕆᓂᕐᒧᖓᔪᓂᒃ ᐊᐅᓚᑦᓯᕙᑦᑐᓄᑦ. ᐊᖑᓇᓱᑦᑐᓕᕆᓂᕐᒥᑦ ᐅᓂᒃᑳᓕᐅᕆᐊᖃᕐᓂᖅ ᒫᓐᓇᒧᑦ ᐱᕙᓪᓕᐅᑎᓯᒪᓂᖅᐸᒌᖑᔪᑦ ᐊᒻᒪ ᓇᓗᓇᐃᖅᓯᓂᖅᐸᒌᖑᓪᓗᑎᒃ ᐱᓕᕆᔾᔪᑎᓂ ᐊᑐᐃᓐᓇᐅᔪᓂ (ᑎᑎᕋᕐᓯᒪᔪᓂ A1).

ᑎᑎᕋᖅᓯᒪᔪᓂ A1. ᑐᑦᑐᓂᒃ ᖃᐅᔨᓴᐅᑎᐅᔪᒪᔪᑦ ᐊᒻᒪ ᑐᑭᓯᒋᐊᕈᑎᐅᔪᑦ ᐱᔭᐅᔪᒪᓂᐊᖅᑐᑦ ᐊᕐᕌᒍᓄᑦ ᑕᓪᓕᒪᓄᑦ. ᖃᓄᐃᓕᐅᕈᑎᐅᒐᔭᖅᑐᑦ ᒪᓕᒃᑲᔭᖅᑐᑦ ᑮᓇᐅᔭᐃᑦ ᐊᑐᖅᑐᑦᓴᓂᑦ ᐊᒻᒪ ᐊᖑᓇᓱᑦᑎᓂᑦ ᒥᑭᒋᐊᕐᓂᐊᖅᑎᓂᑦ/ᓄᓇᓕᓐᓂᑦ ᕿᒥᕐᕈᓂᕐᒥᑦ ᐊᒻᒪ ᐅᖃᐅᓯᐅᔪᓂᑦ. ᖃᐅᔨᒪᒋᐊᓕᒃ ᖃᑦᓯᐅᓕᕐᓂᖕᒋᓐᓂᑦ ᓇᓚᐅᑦᑖᕈᑎᓕᐅᕐᓂᖅ ᐊᑭᑐᔪᕈᓘᒻᒪᑦ ᐊᒻᒪ ᓄᓇᕗᒻᒥ ᒐᕙᒪᒃᑯᑦ ᐱᓕᕆᓂᐊᕐᓂᕋᕐᓗᑎᒃ ᐅᖃᕈᓐᓇᖏᑐᐃᓐᓇᓇᐊᖃᕐᒪᑕ ᐊᕐᕌᒍᓄᑦ ᑕᓪᓕᒪᓄᑦ (5) (ᐊᕐᕌᒍᓄᑦ ᕐᑯᓕᓄᓪᓘᓐᓃᑦ (10) ᓇᒍᓇᖕᖏᑦᑐᖅ) ᖃᐅᔾᓴᓚᖕᓂᖕᒋᓐᓄᑦ ᐱᔾᔪᑎᖃᕐᓗᑎᒃ ᑮᓇᐅᔭᓂᑦ ᐊᑐᖅᑐᑦᓴᓂᑦ.

ᖃᓄᐃᓗᕈᑎ	**ᐱᒋᐊᖅᑎᑦᓯᔾᔪᑎᓄᑦ ᐅᓪᓗᖅᓯᐅᑎ**				
	2019/2020	2020/2021	2021/2022	2022/2023	2023/2024
ᐅᔭᒥᓕᕐᓯᐃᓂᕐᒥᑦ ᐱᓕᕆᔾᔪᑎ		**X**	**X**	**X**	**X**
ᖃᑦᓯᐅᓂᖕᒋᓐᓂᑦ ᖃᐅᔨᓴᕐᓂᖅ ᐊᐱᕐᓱᓂᒃᑯᑦ	**X**	**X**	**X**	**X**	
ᓄᓇᓕᕆᓂᖅ ᖃᓄᐃᑦᑑᓂᖕᒋᓐᓂᑦ	**X**	**X**			
ᖃᓂᒪᔪᓕᕆᓂᕐᒥᑦ ᖃᐅᔨᓴᕐᓂᖅ			**X**	**X**	**X**
ᖃᓄᑎᒋ ᐅᖓᓯᓐᓂᖃᕐᓂᖕᒋᓐᓂᑦ ᓇᒧᓇᐃᔭᐃᓂᖅ		**X**	**X**		
ᖃᑦᓯᐅᓕᕐᓂᖕᒋᓐᓂᑦ ᓇᓚᐅᑦᑖᓂᒃᑯᑦ ᖃᐅᔨᓴᕐᓂᖅ ᐊᐱᕐᓱᓂᒃᑯᑦ					**X**
ᐊᖑᓇᓱᑦᑐᓕᕆᓂᕐᒥᑦ ᖃᐅᔨᓴᕐᓂᖅ			**X**	**X**	**X**

ᐃᓚᓯᐅᔾᔭᐅᓯᒪᔪᖅ 2: ᒪᓯᒐᓯᕆᔪᑦ ᐊᒻᒪ ᐃᓗᓯᖏᑦ

ᖃᑭᖅᑖᓗᒻᒥ ᑐᑦᑐᓯᕆᓂᕐᒥᑦ ᐊᐅᓚᑦᓯᔾᔪᑎᑦᓴᓂᑦ ᐸᕐᓇᐅᑎᑦᓴᖅ ᒪᓯᑦᑐᖅ ᐊᒻᒪ ᐃᑲᔪᕐᓯᖅᑕᐅᓗᓂ ᒪᓯᒐᑎᒍᑦ ᐃᒪᐃᓯᙱᔫᒃᑯᑦ: ᑲᓇᑕᒥ ᓄᓇᕗᒻᒧᑦ ᐱᕐᑯᔭᕐᔪᐊᒃᑯᑦ (CNA), ᓄᓇᕗᒻᒥ ᓄᓇᑖᕐᓂᒃᑯᑦ ᐊᖏᕈᑎᒃᑯᑦ (NLCA), ᐊᒻᒪ ᓄᓇᕗᒻᒥ ᐆᒪᔪᓯᕆᓂᕐᒥᑦ ᐱᕐᑯᔭᕐᔪᐊᑎᒍᑦ.

ᑎᑎᖅᑲᖅᓯᒪᔪᒥ 5–ᒥ ᓄᓇᕗᒻᒥ ᓄᓇᑖᕐᓂᒃᑯᑦ ᐊᖏᕈᑎᒥ ᐃᓱᒪᓯᐅᕈᑕᐅᓯᒪᔪᓂ, ᑐᕌᒐᔭᐅᔪᓂ ᐊᒻᒪ ᐋᓂᕆᔭᐅᔪᓂ ᓄᓇᕗᒻᒥ ᓇᓗᓇᐃᔭᕐᓯᒪᔪᑦ ᐱᔾᔪᑎᒋᓪᓗᒋᑦ ᐃᓄᐃᑦ ᐊᖑᓇᓱᒍᓐᓇᐅᑎᖏᑦ ᐱᔪᓐᓇᐅᑎᒍᑦ ᐊᑕᐅᑦᓯᒃᑯᑦ ᐱᐅᕐᓱᐊᓂᕐᒧᑦ ᐊᒻᒪ ᐊᐅᓚᑦᓯᓂᕐᒧᑦ ᑐᕌᒐᔭᖏᓐᓂᑦ ᓄᓇᕗᒻᒥ ᓄᓇᑖᕐᓂᒃᑯᑦ ᐊᖏᕈᑎᒎᑦ ᐆᒪᔪᓯᕆᓂᕐᒥ ᐊᒻᒪ ᐊᕙᑎᓯᕆᓂᕐᒥ. ᓇᓗᓇᐃᕐᓯᒪᕐᑯᓪᓗᒍ, ᐃᓚᖏᑦ ᐱᒻᒪᕆᐅᓂᖏᑦ ᑎᑎᕋᖅᓯᒪᔪᒥ 5 ᑎᑎᕋᕐᓯᒪᔪᑦ ᐋᑐᑎᖅᑐᑦ ᖃᑭᖅᑖᓗᒻᒥ ᑐᑦᑐᓯᕆᓂᕐᒥᑦ ᐊᐅᓚᑦᓯᔾᔪᑎᑦᓴᓂᑦ ᐸᕐᓇᐅᑎᓯᐊᖑᔪᒧᑦ ᐱᖃᓯᐅᔾᔨᔪᑦ:

ᐃᓱᒪᓯᐅᕈᑕᐅᕙᒃᑐᑦ

- 5.1.1 a) "ᐆᒪᔪᐃᑦ ᐊᔾᔨᒌᓂᖏᑦ" ᑐᑭᖃᖅᑐᑦ ᓇᓪᓯᐊᑐᐃᓐᓇᖅ ᐆᒪᔪᐃᑦ ᐅᑯᓂᖓᓐᓂᑦ ᓇᓪᓯᐊᑐᐃᓐᓇᖅ ᐊᔾᔨᒌᑦ ᐃᓚᒋᔭᐅᔪᑦ ᐊᒥᓱᓄᑦ ᐃᓗᐊᓂᑦᑐᑦ ᐆᒪᔪᐃᑦ ᐊᔾᔨᒌᑦᑐᓄᑦ ᓲᕐᓗ ᐊᒥᓱᐃᑦ ᐆᒪᔪᐃᑦ ᐅᑯᓂᖓᓐᓂᑦ ᐊᒥᓲᓂᖏᓐᓄᑦ;
- 5.1.2 e) ᐱᕙᓪᓕᐅᑎᑦᓯᐊᕈᓐᓇᖅᑐᒥᑦ ᐆᒪᔪᓂᑦ ᐊᐅᓚᑦᓯᔾᔪᑎᒌᕆᐊᓖᑦ ᐃᑲᔫᑎᖃᖅᑐᓂᒃ ᐃᓄᐃᑦ ᐊᖑᓇᓱᒍᓐᓇᐅᑎᖏᓐᓂᑦ ᐱᔪᓐᓇᐅᑎᒍᑦ ᐊᒻᒪ ᓯᕗᓪᓕᐅᔾᔨᓂᒃᑯᑦ, ᐊᒻᒪ ᖃᐅᔨᒪᔭᐅᑦᓯᐊᕐᓗᑎᒃ ᐃᓄᐃᑦ ᐱᓯᕆᔾᔨᔾᖏᑦ ᐆᒪᔪᓂᒃ ᐊᐅᓚᑦᓯᔾᔪᑎᒍᑦ ᐃᑲᔫᑎᖃᖅᑐᓂᒃ ᐱᐅᕐᓱᐊᓯᕆᓂᕐᒥᑦ ᐆᒪᔪᓂᑦ ᐊᒻᒪ ᓴᐳᔾᔭᐅᓂᖏᓐᓂᑦ ᐆᒪᔪᐃᑦ ᐃᓂᒋᕙᑦᑕᖏᓐᓂᑦ
- 5.1.2 f) ᐱᓯᕆᔾᔪᑎᑖᕆᐊᓖᑦ ᐆᒪᔪᓂᑦ ᐊᐅᓚᑦᓯᔾᔪᑎᓯᕆᔪᓂᑦ ᐊᒻᒪ ᓄᓇᒥᑦ ᐊᐅᓚᑦᓯᔾᔪᑎᓯᕆᔪᓂᑦ ᐊᖏᓖᒃᑯᑦ ᓴᐳᔾᔨᔪᓐᓇᖅᑐᓂᒃ ᓄᑖᙶᒃᑲᓐᓂᕈᓐᓇᖅᑐᒃᑯᑦ ᑮᓇᐅᔭᓯᐅᕈᑎᓂᑦ
- 5.1.2 g) ᐆᒪᔪᓂᑦ ᐊᐅᓚᑦᓯᔾᔪᑎᐅᔪᑦ ᐊᒻᒪ ᐱᓯᕆᐊᖑᕙᓐᓂᖏᑦ ᐃᓄᐃᑦ ᐱᔪᓐᓇᐅᑎᖏᑦ ᐊᖑᓇᓱᒍᓐᓇᐅᑎᖏᑦ ᐊᐅᓚᑕᐅᕙᑦᑐᑦ ᐊᒻᒪ ᒪᓯᒋᐊᖅᑐᑎᒃ ᐃᓱᒪᓯᐅᕈᑕᐅᓯᒪᔪᓂᒃ ᐱᐅᕐᓱᐊᓂᕐᒥᑦ
- 5.1.2 i) ᒐᕙᒪᒃᑯᑦ ᐃᑉᐱᒍᓱᑦᑎᐅᔪᑦ ᐱᓯᕆᔾᔪᒪᕆᐅᔪᑦ ᐆᒪᔪᑦ ᐊᐅᓚᑕᐅᓂᖏᓐᓄᑦ ᖃᓄᖅ.

ᐱᐅᕐᓱᐊᕐᓂᖅ

- 5.1.5 ᐃᓱᒪᓯᐅᕈᑕᐅᕙᑦᑐᑦ ᐱᐅᕐᓱᐊᖅᑐᓯᕆᓂᕐᔫᖓᔪᑦ ᐅᑯᐊ:
  c) ᒪᑭᒪᑎᕐᓯᓂᖅ ᐊᑐᖅᑐᒻᒪᕆᐅᔪᓂᑦ, ᖃᓂᒪᖃᖕᖏᑦᑐᓂᒃ, ᐆᒪᔪᓂᒃ ᒪᑭᒪᑎᕐᓯᔾᔪᑎᐅᔪᓐᓇᖅᑐᓂᒃ ᐊᖑᓇᓱᑦᑕᐅᔭᕆᐊᓪᓚᓐᓄᑦ ᒪᓯᑦᑐᒋᑦ ᑐᑭᓯᐅᕈᑕᐅᓯᒪᓂᖏᑦ ᐅᑯᓇᓂ ᐋᑎᑯᓪᒥ; ᐊᒻᒪ
  d) ᐅᑎᖅᑎᑕᐅᓇᓱᓂᖏᑦ ᐊᒻᒪ ᐆᒪᑦᓯᐊᕆᑎᑕᐅᒃᑲᓐᓂᕋᓱᓐᓂᖏᑦ ᓄᖑᑦᑐᑦ ᑐᑦᑐᐃᑦ ᐊᒥᓲᓂᖏᓐᓄᑦ ᐆᒪᔪᐃᑦ ᐊᒻᒪ ᐆᒪᔫᑦ ᐃᓂᒋᔭᐅᕙᑦᑐᑦ.

ᑲᑎᕐᓗᒋᑦ ᐱᔭᐅᔪᓐᓇᖅᑎᑕᐅᔪᑦ ᐊᖑᓇᓱᒃᑕᐅᔪᓐᓇᖅᑎᑕᐅᓗᑎᒃ

- 5.6.16 ᒪᓯᕐᓗᒋᑦ ᑎᑎᕋᕐᓯᒪᓂᖏᑦ ᐅᕙᓂ, ᓄᓇᕗᒻᒥ ᐆᒪᔪᓯᕆᔨᒃᑯᑦ ᑲᑎᒪᔨᖏᑦ ᐱᔪᓐᓇᐅᑎᖃᖅᑎᐅᓂᐊᖅᑐᑦ ᐋᖅᑭᑦᓯᐃᔪᓐᓇᓂᕐᒥᑦ, ᐊᓯᔾᔩᒋᐊᕐᓇᓂᕐᒥᑦ ᐅᑯᓇᙵᓐᓂᑦ ᐂᖅᑕᐅᓂᖏᓐᓂᑦ, ᖃᖓᓚᐅᓱᙱᒃᑯᑦ ᑕᐃᒪᐃᒋᐊᖃᓕᕋᐃᒐᒥᒃ ᐊᒻᒪ ᐊᑐᖅᑕᐅᔪᑦ ᒪᓯᑦᑕᐅᓗᑎᒃ, ᖃᑦᓯᓂᑦ ᑲᑎᑦᑐᕐᒥᑦ ᐱᔭᐅᔪᓐᓇᖅᑎᑕᐅᔪᑦ ᐊᖑᓇᓱᒃᑕᐅᔪᓐᓇᖅᑎᑕᐅᓗᑎᒃ ᐅᑯᓇᙵᓐᓂᑦ ᐊᖑᓇᓱᑦᑕᐅᔪᓐᓇᖅᑐᑦ ᐱᓪᓗᒋᑦ ᓄᓇᕗᒻᒥ ᓄᓇᓕᖃᕐᕖᖏᑕ ᐊᕙᑎᖏᓐᓂ.
- 5.6.17 ᑲᑎᑦᑐᕐᒥᑦ ᐱᔭᐅᔪᓐᓇᖅᑎᑕᐅᔪᑦ ᐊᖑᓇᓱᒃᑕᐅᔪᓐᓇᖅᑎᑕᐅᓗᑎᒃ ᐆᒪᔪᐃᑦ ᐊᒥᓱᑦ ᐅᑯᓇᙵᓐᓂᑦ ᑐᑦᑐᐃᑦ ᐊᒥᓲᓂᖏᓐᓄᑦ ᓇᓗᓇᐃᖅᑕᐅᔪᓐᓇᖅᑐᑦ ᓈᓴᐅᑎᒍᑦ... a) ...ᓄᓇᓕᓐᓄᑦ ᑲᑎᑦᑐᕐᒥᑦ ᐱᔭᐅᔪᓐᓇᖅᑎᑕᐅᔪᑦ ᐊᖑᓇᓱᒃᑕᐅᔪᓐᓇᖅᑎᑕᐅᓗᑎᒃ, ᐊᒻᒪ...b)... ᓄᓇᓕᒐᓕᓐᓈᙵᓗᕐᒥᑦ ᑲᑎᑦᑐᕐᒥᑦ ᐱᔭᐅᔪᓐᓇᖅᑎᑕᐅᔪᑦ ᐊᖑᓇᓱᒃᑕᐅᔪᓐᓇᖅᑎᑕᐅᓗᑎᒃ.
- 5.6.20 ᓇᓚᐅᑦᑖᖅᑕᐅᓯᒪᔪᑦ ᐆᒪᔪᖅᑕᐅᔪᒪᒐᔭᙱᓐᖏᐊᖅᑐᓂᒃ ᐱᔪᓐᓇᓂᐊᖅᑐᖅ ᓯᕗᓪᓕᖅᐸᖕᖑᓗᑎᒃ ᑲᑎᑦᑐᕐᒥᑦ ᐱᔭᐅᔪᓐᓇᖅᑎᑕᐅᔪᑦ ᐊᖑᓇᓱᒃᑕᐅᔪᓐᓇᖅᑎᑕᐅᓗᑎᒃ. ᑲᑎᑦᑐᕐᒥᑦ ᐱᔭᐅᔪᓐᓇᖅᑎᑕᐅᔪᑦ ᐊᖑᓇᓱᒃᑕᐅᔪᓐᓇᖅᑎᑕᐅᓗᑎᒃ ᐊᔾᔨᖃᖅᑎᓪᓗᒋᑦ ᐅᑯᓇᙵᓐᓂᑦ ᑐᙵᓅᑦᑎᓪᓗᒋᑦ ᐱᔭᕆᐊᑭᓐᓂᖏᓐᓂᑦ, ᐃᓄᐃᑦ ᐱᔪᓐᓇᐅᑎᖃᖅᐸᓂᐊᖅᑐᑦ ᐃᓘᓐᓇᖏᓐᓂᑦ ᐆᒪᔫᓐᓇᕐᓗᑎᒃ ᑲᑎᑦᑐᕐᒥᑦ ᐊᖑᓇᓱᑦᑕᐅᔪᓐᓇᖅᑐᓂᒃ.

ᓇᓗᓇᐃᕆᐊᖅᐸᓪᓗᑎᒃ ᐆᒪᔪᓯᕆᓂᕐᒧᑦ ᐱᕐᑯᔭᕐᔪᐊᑉ ᑎᑎᕋᕐᓯᒪᓂᖏᓐᓂᑦ, ᖃᑭᖅᑖᓗᒻᒥ ᑐᑦᑐᓯᕆᓂᕐᒥᑦ ᐊᐅᓚᑦᓯᔾᔪᑎᑦᓴᓂᑦ ᐸᕐᓇᐅᑎᓯᐊᖑᔪᖅ ᐊᑐᖅᑎᑦᓯᕙᑦᑐᑦ ᐅᔾᔨᕈᓱᒋᐊᕐᓂᕐᒥᑦ ᐃᓱᒪᓯᐅᕈᑕᐅᓯᒪᔪᒥᑦ ᒪᓯᑦᑐᕐᒥᑦ ᐊᑐᖅᑕᐅᓂᕆᕙᑦᑕᖏᑦ ᖃᓄᖅ ᐱᐅᕐᓱᐊᖅᑐᓯᕆᓂᕐᒥ ᐊᒻᒪ ᐊᐅᓚᑦᓯᓂᕐᒥ ᖃᑭᖅᑖᓗᒻᒥ ᑐᑦᑐᓂᒃ.

ᐊᐅᓚᑦᓯᔾᔪᑎᑦᓴᓄᑦ ᐸᕐᓇᐅᑎᐅᓗᓂ ᐃᓗᐊᓃᑦᑐᓂ ᐃᓱᓖᓘᑎᒋᔭᖏᑕ ᓄᓇᕗᒻᒥ ᐆᒪᔪᓯᕆᔨᒃᑯᑦ ᑲᑎᒪᔨᖏᑕ (ᐱᓯᕆᔾᔪᑎᓕᓗᐊᑕᐅᔪᖅ ᐆᒪᔪᓂᑦ ᐊᐅᓚᑦᓯᔾᔪᑎᓄᑦ ᓄᓇᕗᒻᒥ [NLCA]), ᖃᑭᖅᑖᓗᒻᒥ ᑐᑦᑐᓯᕆᓂᕐᒥᑦ ᐊᐅᓚᑦᓯᔾᔪᑎᑦᓴᓂᑦ ᐸᕐᓇᐅᑎᑦᓴᖅ ᒪᓯᒋᐊᖅᑲᕋᔭᕐᒥᔪᖅ ᓄᓇᕗᒻᒥ, ᑲᓇᑕᒥ ᐊᒻᒪ ᓄᓇᕐᔪᐊᕐᒥ ᐊᑐᖅᑕᐅᔪᒪᔪᓂᑦ ᐱᓪᓗᒍ ᓄᓇᕗᑦ ᓄᓇᒥᐅᑕᓯᕆᔾᔪᑎᖕᒐᑦ ᐊᔾᔨᒌᖏᑦᑐᓂᑦ. ᑖᓐᓇ ᑲᓇᑕᒧᑦ ᐊᒻᒪ ᓄᓇᕐᔪᐊᕐᒥᐅᑕᓄᑦ ᐊᑐᖅᑕᐅᔪᒪᓯᒪᔪᖅ ᓄᓇᕗᑦ ᐱᓪᓗᒍ ᐱᐅᕐᓱᐊᖅᑐᓯᕆᓂᕐᔫᖓᓪᓗᑎᒃ ᓄᓇᒥᐅᑕᐅᔪᓂᑦ ᐊᔾᔨᒌᖏᑦᑐᓂᑦ ᐱᓪᓗᕐᒥᑦ ᑲᑎᑉᐸᑦᑐᑦ, "ᐆᒪᔪᐃᑦ ᐊᒥᓱᑦ", "ᐊᔾᔨᒌᑦ ᐃᓚᒋᔭᐅᔪᑦ ᐊᒥᓱᓄᑦ" ᐅᑯᓇᙵᓐᓂᑦ "ᐊᒥᓲᓂᖏᑦ" ᐱᓯᒪᔪᑦ ᑲᓇᑕᒥ ᓄᓇᕗᒻᒧᑦ ᐱᕐᑯᔭᕐᔪᐊᒥᑦ ᐊᒻᒪ ᑲᓇᑕᐅᑉ ᒐᕙᒪᒃᑯᖏᓐᓂᑦ ᐱᓯᕆᔭᕆᐊᓕᖏᓐᓂᑦ ᐱᔾᔪᑎᒋᓪᓗᒍ ᐱᐅᕐᓱᐊᖅᑐᓯᕆᓂᖅ ᓄᓇᒥᐅᑕᓂᑦ ᐊᔾᔨᒌᖏᑦᑐᓂᑦ ᑐᓴᖅᑎᑦᓯᔾᔪᑎᐅᕙᑦᑐᑦ ᓄᓇᕗᒻᒥ. ᒪᓯᑦᑕᐅᒋᐊᖃᕐᒥᔪᑦ ᖃᑭᖅᑖᓗᒻᒥ ᑐᑦᑐᓯᕆᓂᕐᒥᑦ ᐊᐅᓚᑦᓯᔾᔪᑎᑦᓴᓂᑦ ᐸᕐᓇᐅᑎᓯᐅᖅᑐᓄᑦ ᑲᓇᑕᒥ ᓄᓇᒥᐅᑕᓯᕆᓂᕐᒧᑦ ᓱᓇᑐᐃᓐᓇᕐᓂᑦ ᐸᕐᓇᐅᑕᐅᓯᒪᔪᓂᑦ ᐱᓯᒪᔪᓂᑦ ᑲᓇᑕᒥᐅᑦᑕᐃᑦ ᐊᑎᓕᐅᖃᑕᐅᓯᒪᓂᖏᓐᓄᑦ ᓄᓇᕐᔪᐊᕐᒥ ᑲᑎᒪᔾᔨᒪᓃᑦ ᑲᑎᒪᕖᔾᔪᐊᕐᓂᖅᑲᖅᑎᕐᓗᖏᑦ ᐱᔾᔪᑎᖃᖅᑐᑎᒃ ᓄᓇᒥᐅᑕᓯᕆᓂᕐᔫᖓᔪᓂᑦ.

Consultations with Hunting and Trapping Organizations on the Baffin Island Caribou Composition Survey Results, Future Research Recommendations, and Draft Management Plan

January 7-18, 2019 and May 27, 2019

ᐊᕙᑎᓕᕆᔨᒃᑯᑦ, ᓄᓇᕗᑦ ᒐᕙᒪᒃᑯᖏᑦ, ᐃᖃᓗᐃᑦ, ᓄᓇᕗᑦ

ᐊᐅᓚᑦᑎᔨᓂᖖᑳᖅᑐᑦ ᓇᐃᓅᖅᓯᒪᔪᑦ

ᓄᓇᕗᑦ ᒐᕙᒪᒃᑯᖏᑦ, ᐊᕙᑎᓕᕆᔨᒃᑯᑦ ᑭᒡᒐᖅᑐᖅᑎᖏᑦ ᑐᓴᕋᓱᓚᐅᖕᒪᑕ ᐊᖑᓇᓱᒃᑐᓕᕆᔨᒃᑯᓐᓂᑦ ᕿᑭᑖᓗᖕᒥᑦ ᔮᓄᐊᕆ 7-18, 2019 ᐊᒻᒪᓗ ᒪᐃ 27, 2019 ᑲᖏᖅᑐᒑᐱᖕᒥᑦ ᓯᓚ ᐱᔾᔪᑎᒋᓪᓗᒍ ᔮᓄᐊᕆᒥᑦ.

ᐱᔾᔪᑕᐅᓚᐅᖅᑐᖅ ᑐᓴᕋᓱᕐᓃᑦ ᑖᒃᑯᐊ ᐊᖑᓇᓱᒃᑐᓕᕆᔨᒃᑯᑦ ᑐᓴᐅᒪᑦᑎᐊᕐᑯᓪᓗᒋᑦ ᖃᐅᔨᓴᕈᑎᕙᓂᖕᓂᑦ ᑐᒃᑐᑦ ᐊᒥᓲᓂᖏᓐᓂᑦ ᑲᑎᖅᓱᖅᑕᐅᓯᒪᔪᓪᓗ ᖃᐅᔨᓴᕈᑎᕙᓃᑦ 2014–ᒥᑦ ᐅᓪᓗᒥᒧᑦ ᕿᑭᖅᑖᓗᖕᒥᑦ. ᐊᕙᑎᓕᕆᔨᒃᑯᑦ ᓴᖅᑭᑦᑎᓚᐅᖅᐸᑦ ᓇᓛᖀᕈᑎᒃᓴᓂᑦ ᓯᕗᓂᑦᑎᓐᓂᑦ ᖃᐅᔨᓴᖕᓂᖕᒧᑦ ᕿᑭᖅᑖᓗᖕᒥᑦ ᐃᓚᐅᓪᓗᓂ ᖃᐅᔨᒪᔾᔪᑎᒃᓴᑦ–ᖁᖓᓯᕈᖕᓄᑦ ᐱᓕᕆᐊᒃᓴᑦ. ᑐᓴᓚᐅᖅᑕᕗᑦ ᑐᓴᕋᓱᒃᑎᓪᓗᑕ ᑕᒪᑐᒪᓂ ᐃᑲᔫᑎᒋᔭᐅᓂᐊᖅᐳᖅ ᓄᓇᕗᑦ ᒐᕙᒪᒃᑯᖏᓐᓄᑦ ᓯᕗᓂᑦᑎᓐᓂᑦ ᖃᐅᔨᓴᖕᓂᖕᒧᑦ ᐸᖕᓇᐃᓂᖕᒥᑦ ᖃᐅᔨᓴᐃᓂᖕᓂᓪᓗ ᕿᑭᖅᑖᓘᒃ ᑐᒃᑐᖏᓐᓂᑦ.

ᐅᓇ ᐅᓂᒃᑳᖅ ᓇᐃᔅᓕᒋᐊᕆᓯᒪᔪᑦ ᐅᖃᐅᓯᐅᓚᐅᖅᑐᓂᑦ ᐃᓚᐅᔪᓄᑦ ᑐᓴᕋᒃᑎᓪᓗᑕ.

ᐱᒋᐊᖕᓂᖓ

ᐅᓇ ᐅᓂᒃᑳᖅ ᐊᕙᑎᓕᕆᔾᒃᑯᑦ ᐱᓇᔪᑦᑎᐊᕈᓐᓇᖕᓂᓕᒫᖕᒋᓐᓂᑦ ᑕᒻᒪᖅᓯᒪᙱᑦᑐᓂᑦ ᐃᓕᐅᖅᑲᐃᓇᖅᓯᒪᔪᑦ ᑐᓴᖅᑕᐅᓯᒪᔪᓕᒫᓂᑦ ᑐᓴᕋᓱᒋᐊᖅᑎᓪᓗᒋᑦ ᑲᑎᒪᕐᑲᑎᕐᑲᖅᑯᑎᒃ ᐊᖑᓇᓱᒃᑐᓕᕆᔾᒃᑯᓐᓂᑦ ᑭᒻᒥᕈᒻᒥᑦ, ᕿᑭᖅᑕᕐᔪᐊᖅ, ᐸᖕᓂᖅᑑᖅ, ᐃᖃᓗᐃᑦ, ᑭᙵᐃᑦ, ᓴᓂᕋᔭᒃ, ᐃᒡᓗᓕᒃ, ᐃᒃᐱᐊᕐᔪᒃ ᒥᑦᑎᒪᑕᓕᖕᒥᓪᓗ. ᐊᐃᑦᑖᖑᕙᓗᐊᕐᓕ, ᑕᒪᑐᒪᓂ ᑐᓴᕋᓱᒃᑎᓪᓗᒋᑦ ᓯᓚᒎᑦ ᑲᑎᒪᔭᖅᑐᕈᓇᓚᐅᙱᓚᒍᑦ ᑲᖏᖅᑐᒑᐱᖑᑦ ᕿᓱᐊᓂ ᐊᕙᑎᓕᕆᔾᒃᑯᑦ ᑲᑎᕐᑲᑎᕐᑲᕈᓇᓚᐅᖅᑐᑦ ᐊᖑᓇᓱᒃᑐᓕᕆᔾᒃᑯᓐᓂᑦ ᒪᐃ 27, 2019.

ᐃᓱᒪᒋᔭᖕᒋᑦ ᓴᖅᑭᑕ ᐅᕙᓂ ᐊᔾᔨᒋᐊᒻᒪᕆᙱᓚᖕᒋᑦ ᐊᕙᑎᓕᕆᔾᒃᑯᑦ, ᓄᓇᕗᒻᒥᓅᓐᓃᑦ ᒐᕙᒪᒃᑯᑦ.

ᐃᓗᓕᖕᒋᑦ

ᐊᐅᓚᑦᑎᔨᓂᖖᒑᖅᑐᑦ ᓇᐃᓈᖅᓯᒪᔪᑦ i
ᐱᒋᐊᖕᓂᖕᒐ ii
ᐃᓗᓕᖕᒋᑦ iii
1.0 ᐅᓂᒃᑳᑉ ᐱᔾᔪᑖ ᐋᖅᑭᒃᓯᒪᓂᖕᒐᓗ 4
2.0 ᑐᓴᕋᓱᖕᓂᖕᒍᑦ ᐱᔾᔪᑖ 4
2.1 ᑲᑎᒪᓃᑦ ᐋᖅᑭᒃᓱᖅᓯᒪᓂᖕᒋᑦ 4
3.0 ᐅᓂᒃᑲᐅᓯᐅᔪᑦ ᓄᓇᓕᒃᑎᒍᑦ 5
3.1 ᑭᒻᒥᕈᑦ 5
3.2 ᖅᑭᑭᖅᑕᕐᔪᐊᖅ 6
3.3 ᐸᓐᓂᖅᑑᖅ 7
3.4 ᐃᖅᑲᓗᐃᑦ 9
3.5 ᑭᖖᒐᐃᑦ 10
3.6 ᓴᓂᕋᔭᒃ 12
3.7 ᐃᒡᓗᓕᒃ 14
3.8 ᐃᒃᐱᐊᕐᔪᒃ 15
3.9 ᒥᑦᑎᒪᑕᓕᒃ 17
3.10 ᑲᖕᒋᖅᑐᒑᐱᒃ 18
4.0 ᓇᐃᓈᖅᓯᒪᓂᖕᒐ 19
5.0 ᐅᐃᒍᐊᕈᓯᖅ 1 21

1.0 ᐅᓂᒃᑳᑉ ᐱᔾᔪᑖ ᐋᖅᑭᒃᓯᒪᓂᖓᓗ

ᐅᓇ ᐅᓂᒃᑳᖅ ᐋᖅᑭᒃᓱᖅᓯᒪᕗᖅ ᓇᐃᓈᖅᓯᒪᓪᓗᑎᒡᓗ ᐅᖃᐅᓯᐅᖃᑦᑕᓚᐅᖅᑐᑦ, ᐊᐱᖅᑯᑏᑦ, ᐃᓱᒫᓘᑎᒋᔭᑦ, ᖃᓄᐃᓕᐅᕆᐊᖅᑯᔨᓃᓪᓗ ᐊᖑᓇᓱᒃᑐᓕᕆᔨᒃᑯᓐᓂᑦ ᑭᐅᓪᓗᑎᒃ ᓇᐃᓈᖅᓯᒪᔪᒧᑦ 2015-2018 ᑲᑎᖅᓱᖅᓯᒪᔪᓄᑦ ᖃᐅᔨᓴᕈᑎᕕᓂᖕᓄᑦ, ᑐᒃᑐᓂᑦ ᖃᐅᔨᓴᕈᑕᐅᕙᒃᑐᑦ, ᑖᓐᓇᓗ ᓯᕗᓪᓕᖅᐹᒥᑦ ᑎᑎᕋᖅᑕᐅᙵᖅᑐᖅ ᕿᑭᖅᑖᓗᖕᒥᑦ ᑐᒃᑐᓂᑦ ᐊᐅᓚᑦᑎᓂᖕᒧᑦ ᐸᖕᓇᐅᑖᓂᑦ. ᐅᑯᐊ ᓄᓇᓖᑦ ᑐᓴᕆᐊᕐᕕᐅᓚᐅᖅᑐᑦ:

- ᑭᒻᒥᕈᑦ, ᔮᓐᓄᐊᕆ 7, 2019
- ᑲᖏᖅᖢᒑᐱᒃ, ᑭᖑᕙᕆᐊᖅᑕᐅᓚᐅᖅᑐᖅ ᓯᓚ ᐱᔾᔪᑎᒋᓪᓗᒍ
- ᕿᑭᖅᑕᕐᔪᐊᖅ, ᔮᓄᐊᕆ 8, 2019
- ᐸᖕᓂᖅᑑᖅ, ᔮᓄᐊᕆ 10, 2019
- ᐃᖃᓗᐃᑦ ᔮᓄᐊᕆ 11, 2019
- ᑭᙵᐃᑦ, ᔮᓄᐊᕆ 14, 2018
- ᓴᓂᕋᔭᒃ, ᔮᓄᐊᕆ 15, 2019
- ᐃᒡᓗᓕᒃ, ᔮᓄᐊᕆ 16, 2019
- ᐃᒃᐱᐊᕐᔪᒃ, ᔮᓄᐊᕆ 17, 2019
- ᒥᑦᑎᒪᑕᓕᒃ, ᔮᓄᐊᕆ 18, 2019
- ᑲᖏᖅᖢᒑᐱᒃ - ᒪᐃ 27, 2019

ᑭᒡᒐᖅᑐᐃᔨᑦᑕᖃᓚᐅᖅᑐᖅ ᐊᕙᑎᓕᕆᔨᒃᑯᓐᓂᑦ, ᓄᓇᕗᒻᒥ ᐆᒪᔪᓕᕆᔨᒃᑯᑦ ᑲᑎᒪᔩᖏᑦ, ᓄᓇᕗᑦ ᑐᙵᕕᒃᑯᑦ, ᕿᑭᖅᑖᓗᒃ ᐆᒪᔪᓕᕆᔨᒃᑯᑦ ᑲᑎᒪᔩᖏᓐᓄᑦ ᐅᐸᖃᑦᑕᓚᐅᖅᑐᑦ ᑕᒪᐃᓐᓂᒃ ᑐᓴᕋᓱᖕᓂᖕᓂᑦ.

2.0 ᑐᓴᕋᓱᖕᓂᖕᒧᑦ ᐱᔾᔪᑖ

ᐱᒋᐊᖕᓂᖕᒪᓂᑦ ᑐᓴᕋᓱᖕᓂᐅᓚᐅᖅᑐᑦ ᐅᖃᐅᓯᖃᕆᐊᖅᑐᖅᖢᑎᒃ ᓄᑖᓂᑦ ᑐᓴᐅᒪᔭᒃᓴᓂᑦ ᐱᔾᔪᑎᓖᑦ ᕿᑭᖅᑖᓗᑉ ᑐᒃᑐᖏᓐᓂ ᑖᑯᐊ ᐊᖑᓇᓱᒃᑐᓕᕆᔨᒃᑯᑦ ᐊᐱᖅᓱᖅᑕᐅᓇᓱᐊᖅᖢᑎᒃ, ᐅᖃᐅᓯᖅᑯᑎᒃ, ᐃᓱᒫᓘᑎᒋᔭᒥᓂᓪᓗ ᐱᔾᔪᑎᓖᑦ ᓯᕗᓂᖅᑎᓐᓂ ᖃᐅᔨᓴᖅᑕᐅᓂᖏᓐᓂ ᐱᓇᓱᐊᓂᑦ.

2.1 ᑲᑎᒪᓃᑦ ᐋᖅᑭᒃᓱᖅᓯᒪᓂᖏᑦ

ᑲᑎᒪᖃᑦᑕᓚᐅᖅᑐᑦ ᐅᓐᓄᒃᑯᑦ ᐃᑲᕐᕋᓄᑦ ᒫᓂ 3−ᓄ 4.5−ᓄᑦ ᐃᑲᕐᕋᓄᑦ ᒪᓕᒃᖢᒋᑦ ᐊᖑᓇᓱᒃᑐᓕᕆᔨᒃᑯᑦ ᐃᓚᐅᓪᓚᕆᖕᓂᖏᓐᓂ. ᑲᑎᒪᑎᑦᑎᓚᐅᖅᑑᒃ ᓯᕗᒃᑲᖅᑕᐅᓪᓗᑎᒡᓗ ᕿᑭᖅᑖᓗᖕᒥ ᐆᒪᔪᓂᒃ ᖃᐅᔨᓴᖅᑎᖓᑦ, ᔮ ᓇᖅᐹᔅ, ᑭᕙᓪᓕᕐᒥ ᐆᒪᔪᓂᒃ ᖃᐅᔨᓴᖅᑎᖓᑦ, ᒥᔅ ᑳᒻᐸᓪ. ᑐᓴᕋᓱᖕᓂᓕᒫᑦ ᐱᒋᐊᖅᑎᑕᐅᕙᒃᐳᑦ ᔮ ᓇᖅᐹᔅᒧᑦ ᒪᖅᐹᖅᓯᓂᒃ ᖃᐅᔨᓴᖅᑕᐅᓯᒪᔪᑦ ᐊᑐᖅᑕᐅᓯᑦ ᓄᓇᕗᑦ ᐅᐸᒪᒃᑯᖕᓂᖅ ᑕᐃᑲᙶᓂᓂᑦ 2014−ᒥᑦ ᖃᐅᔨᓴᕐᓂᖕᒧᑦ; ᖃᖓᑕᓲᒃᑯᑦ ᖃᐅᔨᓴᖅᓂᐅᕙᒃᑐᑦ ᑲᑎᖅᓱᖅᑕᐅᓂᖕᒥᓐᓄ ᖃᐅᔨᓴᕈᑏᑦ (ᐅᐃᒍᐊᕈᓯᖅ 1). ᐃᓚᐅᔪᑦ ᐊᐱᖅᓱᖅᑕᑦᑕᖅᑯᓯᐅᓚᐅᖅᐳᑦ, ᐃᓱᒫᓘᑎᒥᓂᒃ ᓴᖅᑭᑎᑦᓯᕙᓪᓕᐊᓗᑎᒡᓗ, ᐅᖃᐅᓯᕆᔭᐅᓯᒪᔪᓂᒃ ᐅᖅᑲᓪᓚᕈᑎᑦ ᑭᓯᐊᓂᒡᑕᐅᖅ ᑐᓴᕋᓱᖕᓂᐅᓯᒪᓚᖅᑐᑦ ᓄᓇᓕᒫᑦᓯᐊᖅ ᐊᐱᖅᑯᑎᖏᓐᓂᒃ. ᐅᖃᐅᓯᖃᓚᐅᖅᑐᑦ ᑐᓂᓯᓚᐅᕆᑉ ᐊᖑᓇᓱᒃᑐᓕᕆᓃᒃᑯᓐᓂᑦ ᖃᐅᔨᓴᕈᑎᕕᓂᖕᓂᑦ 2015-2018 ᑲᑎᖅᓱᖅᓯᒪᔪᓂᑦ

ᖃᐅᔨᓴᕈᑎᕕᓂᖕᓂᑦ ᕿᑭᖅᑖᓗᖕᒥᑦ. ᑳᒻᑉᐳᓪ ᓴᖅᑭᑦᑎᓚᐅᕆᕗᖅ ᑐᒃᑐᓂᑦ ᖃᐅᔨᓴᖕᓂᖕᒧᑦ ᐱᓕᕆᐊᖑᔪᓂᑦ ᑭᕙᓪᓕᖕᒥᑦ ᐃᓚᒋᓪᓗᒋᑦ, ᖃᖓᑕᓲᒃᑯᑦ ᓇᐃᓴᐃᓃᑦ (ᐊᒥᓲᓂᖕᒋᓐᓄᑦ), ᑲᑎᓯᒪᔪᑦ ᖃᐅᔨᓴᕈᑏᑦ ᐊᒻᒪᓗ ᐅᖓᓯᒃᑐᒥᑦ ᖃᐅᔨᓴᕈᑎᓂᑦ. ᐅᖃᓪᓛᓂᖕᒪᑦ ᓄᖅᑲᖓᑲᐃᓐᓇᓚᐅᖅᑐᑦ ᐊᐱᖅᑯᑎᒃᓴᓄᑦ. ᓇᖕᕉᔅ ᓇᐃᑦᑐᒥᑦ ᓇᓗᓇᐃᔭᐃᓚᐅᖅᑐᖅ ᓯᕗᓪᓕᖅᐹᓂᑦ ᑎᑎᕋᖅᑕᐅᒋᐊᖃᖅᑐᒥᑦ ᕿᑭᖅᑖᓘᑉ ᑐᒃᑐᖕᒋᓐᓂᑦ ᐊᐅᓚᑦᑎᓂᖕᒧᑦ ᐸᖕᓇᐅᑎᒥᑦ ᑐᓴᖅᑎᑕᐅᔪᒪᓚᐅᖅᓱᓂᓗ ᐃᓱᒪᒋᔭᓂᑦ, ᐃᓱᒫᓘᑕᐅᔪᓂᑦ ᐊᐱᖅᑯᑎᒃᓴᓂᒡᓗ ᐊᖑᓇᓱᒃᑐᓕᕆᔨᒃᑯᓐᓂᑦ ᐸᖕᓇᐅᑎᐅᑉ ᒥᒃᓵᓄᑦ. ᐅᓂᒃᑳᖅᑐᖄᓪᓚᓚᐅᖅᑎᓪᓗᒍ, ᐊᐱᖅᑯᑎᒃᓴᐃᑦ/ᐅᖃᖃᑎᒌᖕᓃᒃ ᑲᔪᓰᓐᓇᓚᐅᖅᐳᑦ ᑭᓯᐊᓂ ᐊᐱᖅᑯᑎᒃᓴᒃᑲᓐᓂᕐᓂᒃ ᐊᐱᕆᔪᖃᖃᑦᑕᕈᓐᓃᕐᓂᖕᒪᓄᑦ. ᐊᕙᑎᓕᕆᔨᒃᑯᑦ ᐊᐱᕆᓚᐅᖅᑐᑦ [illegible] ᐱᓕᕆᐊᓂᑦ ᕿᑭᖅᑖᓗᖕᒥᑦ [illegible] ᐱᓕᕆᐊᒃᓴᓂᑦ [illegible]

3.0 ᐅᓂᒃᑲᐅᓯᐅᔪᑦ ᓄᓇᓕᒃᑎᒍᑦ

ᑎᑭᑕᐅᓇᓱᐊᖅᑐᑦ ᑲᑎᒪᓂᓕᒫᓂᑦ [illegible]

3.1 ᑭᒻᒥᕈᑦ

ᐅᓪᓗᖓ: ᔮᓐᓄᐊᕆ 7, 2019

ᑭᒡᒐᖅᑐᖅᑎᑦ:

- ᓄᓇᕗᑦ ᒐᕙᒪᒃᑯᖕᒋᓐᓂᑦ–ᐊᕙᑎᓕᕆᔨᒃᑯᑦ, ᕿᑭᖅᑖᓗᖕᒥᑦ ᓂᕐᔪᑎᓂᒃ ᖃᐅᔨᓴᖅᑎ: ᔮᓐ ᓇᖕᕉᔅ
- ᓄᓇᕗᑦ ᒐᕙᒪᒃᑯᖕᒋᓐᓂᑦ–ᐊᕙᑎᓕᕆᔨᒃᑯᑦ, ᕿᑭᖅᑖᓗᖕᒥᑦ ᓂᕐᔪᑎᓂᒃ ᖃᐅᔨᓴᖅᑎ: ᒥᑦᔅ ᑳᒻᐳ
- ᓄᓇᕗᑦ ᒐᕙᒪᒃᑯᖕᒋᑦ–ᐊᕙᑎᓕᕆᔨᒃᑯᑦ, ᕿᑭᖅᑖᓘᑉ ᓂᒋᐊᓂᑦ ᐊᐅᓚᑦᑎᔨᐅᑲᐃᓐᓇᖅᑐᖅ: ᐋᓪᑕᓐ ᐅᐃᓕᐊᒻᔅ
- ᓄᓇᕗᑦ ᑐᙵᕕᒃᑯᑦ, ᐃᖅᑲᓇᐃᔭᖅᑐᓕᕆᓂᖕᒧᑦ ᐊᐅᓚᑦᑎᓂᖕᒧᑦ ᐅᖃᐅᔾᔨᔨ; ᓯᐅᕈᓪ ᕗᐃᓪᔅ
- ᓄᓇᕗᒥ ᐅᒪᔪᓕᕆᔨᕐᔪᐊᒃᑯᑦ ᑲᑎᒪᔨᖏᑦ, ᐅᒪᔪᓂᒃ ᖃᐅᔨᓴᖅᑎ ᑲᐃᐅᓪ ᓇᓯᔨ
- ᕿᑭᖅᑕᓂ ᐅᒪᔪᓕᕆᔨᕐᔪᐊᒃᑯᑦ ᑲᑎᒪᔨᖏᑦ, ᐅᒪᔪᓕᕆᓂᕐᒧᑦ ᐅᖃᐅᔾᔨᔨ: ᒪᐃᑯᓪ ᕘᖅᒍᓴᓐ
- ᒪᔪᖃᓕᒃ ᐊᖑᓇᓱᒃᑐᓕᕆᔨᒃᑯᑦ ᑲᑎᒪᔨᖏᑦ
  - ᓵᓐᑎ ᐋᑲᕙᒃ
  - ᒥᑭᔾᔪᒃ ᑯᓗᓛ
  - ᓃᓂ ᐸᓪᓗᖅ
  - ᖄᐱᒃ ᐃᑭᓪᓗᐊᖅ
  - ᐸᓚᖕᒐ ᓚᐃᑕ
  - ᐱᑦᓯᐅᓛᓛ ᐋᑲᕙᒃ
  - ᑲᒥᑭ ᐋᑲᕙᒃ
  - ᑕᔅᑎᓐ ᔫᓇᔅ

ᐅᖃᐅᓯᒃᓴᐃᑦ ᐊᐱᖅᑯᑎᒃᓴᐃᓪᓗ:

ᐊᖑᓇᓱᒃᑐᓕᕆᔨᒃᑯᑦ ᐃᓱᒪᕆᔭᖃᓚᐅᖅᑐᑦ ᐋᖅᑭᒃᓯᒪᓂᖏᓐᓂᑦ ᑲᑎᖅᓱᖅᓯᒪᔪᓂᑦ ᖃᐅᔨᓴᕈᑎᕕᓂᖕᓂᑦ ᑕᐃᒃᑯᐊᓗ ᐸᓯᕆᔭᐅᓯᒪᔪᑦ ᑐᖁᕋᓚᐅᖅᑐᑦ ᐳᒃᑭᑦᑐᔫᒃ ᕿᑭᖅᑕᕈᓗᖕᒥᑦ. ᐊᖑᓇᓱᒃᑐᓕᕆᔨᒃᑯᑦ ᐃᓱᒪᓚᐅᖅᑐᑦ ᖁᖕᒐᓯᕈᖅᓱᐃᓂᖅ ᓱᕗᓂᑦᑎᓐᓂᑦ ᐊᑐᖅᑕᐅᓇᔭᕐᒪᖔᑦ ᐊᒻᒪᓗ ᑐᓴᕋᓱᒃᓯᒪᕐᒪᖔᑦᑕ ᐱᔾᔪᑎᖃᓚᐅᕐᒪᖔᕐᒥᑦ ᑲᑎᓪᓗᒥᑦ ᐊᖑᓇᓱᒃᑕᐅᔪᓐᓇᖅᑐᑦ. ᐃᓱᒫᓘᑎᖃᓚᐅᕐᒥᔪᑦ ᐱᕙᓪᓕᐊᓂᐅᔪᓂᑦ ᖃᓄᖅᓗ ᐃᓐᓇᕐᓂᑦ ᑐᓴᐅᒪᔪᑦ ᐃᓄᐃᑦ ᖃᐅᔨᒪᔭᑐᖃᖅᑎᒋᓪᓗ ᐃᓚᓕᐅᔾᔭᐅᓯᒪᔪᓐᓇᕐᒪᖔᑦ ᓱᕗᓂᑦᑎᓐᓂᑦ ᖃᐅᔨᓴᕐᓂᕐᓄᑦ.

ᐊᖑᓇᓱᒃᑐᓕᕆᔨᒃᑯᑦ ᓇᓗᓇᐃᖅᓯᓚᐅᕐᒥᔪᑦ ᖃᐅᔨᓴᐃᓐᓇᓇᐊᖃᕐᓂᖏᓐᓂᑦ ᑕᒻᒪᖅᓯᒪᙱᑦᑐᓂᑦ ᖃᐅᔨᔭᓐᓇᖃᑦᑕᖁᓪᓗᒋᑦ ᐊᓯᔾᔨᖅᑐᓂᑦ ᐊᒥᓲᓂᖏᓐᓂᑦ ᐊᐅᓚᑦᑎᓂᖅᓴᐅᓕᖅᑐᑎᒡᓗ ᓲᖁ ᑲᑎᓪᓗᒥᑦ ᐊᖑᓇᓱᒃᑕᐅᔪᓐᓇᖅᑐᓄᑦ ᐊᓯᔾᔨᖅᑐᓄᑦ. ᒥᑭᔾᔪᒃ ᑯᓗᓚ ᐊᐱᕆᓚᐅᖅᑐᖅ ᐊᒥᓱᕈᖅᐹᓪᓕᖅᑐᑦ ᐅᔾᔨᕆᔭᐅᓚᐅᕐᒪᖔᑦ ᕿᑭᖅᑖᓗᒃ ᓂᕆᐊᓂᑦ ᐅᐊᓐᓇᖓᓂᐅᙱᑦᑐᖅ ᐊᓯᔾᔨᕈᑕᐅᓇᔭᕐᒪᖔᑦ ᑲᑎᓪᓗᒥᑦ ᐊᖑᓇᓱᒃᑕᐅᔪᓐᓇᖅᑐᓄᑦ ᐃᓱᒪᒋᔭᐅᓗᑎᒃ ᖃᐅᔨᓴᖅᑕᐅᓂᖏᓐᓂᒃ ᓂᕆᐊᓂᑐᐊᖅ. ᐊᕙᑎᓕᕆᔨᒃᑯᑦ ᐅᓂᒃᑳᓚᐅᖅᑐᑦ ᖃᓄᖅ ᐅᖓᓯᒃᑐᒥᑦ ᖃᐅᔨᓴᐅᑏᑦ ᐊᕕᒃᓯᔪᓐᓇᑐᐃᓐᓇᓇᐊᖃᕐᓂᕐᒥᑦ ᐊᔾᔨᒌᙱᑦᑐᓂᑦ ᐊᒥᓱᓂᒡᓗ ᓇᐃᓴᐃᔭᕐᓇᖅᓯᓗᑎᒃ ᒥᑭᓐᓂᕐᓴᒃᑯᑦ ᖃᓄᐃᓕᐅᖅᓴᕋᐃᑦᑐᓐᓇᖅᓗᑎᒃ ᐊᓯᔾᔨᖅᐸᓪᓕᐊᔪᓄᑦ. ᐊᖑᓇᓱᒃᑐᓕᕆᔨᒃᑯᑦ ᓇᓗᓇᐃᔭᐃᕝᕕᐅᔪᒪᓚᐅᖅᑐᑦ ᐱᓕᕆᐊᖑᕙᓂᖏᓐᓂᑦ ᖁᖕᒐᓯᕈᖅᓯᐃᓂᖏᓐᓂᑦ ᖃᓄᖅ ᐊᒃᑐᐃᕙᕐᒪᖔᕐᒥᑦ ᑐᒃᑐᓂᑦ. ᐊᖑᓇᓱᒃᑐᓕᕆᔨᒃᑯᑦ ᖃᐅᔨᔪᒪᓚᐅᖅᑐᑦ ᓱᓕ ᖃᐅᔨᓴᖅᑕᐅᕙᕐᒪᖔᕐᒥᑦ ᐊᒪᖅᑯᑦ ᐊᒥᓲᓂᖏᑦ. ᐃᓱᒪᓘᑕᐅᓚᐅᖅᑐᖅ ᐸᖕᓂᑐᐊᓂᑦ ᐊᖑᓇᓱᒃᐸᖕᓂᖕᓂᑦ ᐊᒃᑐᐃᓂᖃᕐᓯᒪᙱᓐᓂᖏᑕ ᐊᒥᓲᓂᖏᑕ.

ᓇᓗᓇᓚᐅᖅᑐᖅ ᓴᐸᒻᒪᑐᖃᒃᑯᑦ ᑎᑎᖅᑐᐃᕙᓃᖅᑎᓂᖏᑦ ᑐᓴᕋᓱᕐᓂᐆᖅᑐᓂᒡᓗ ᓴᐸᒻᒪᑐᖃᒃᑯᓐᓂᑦ. ᐊᕙᑎᓕᕆᔨᒃᑯᑦ, ᕿᑭᖅᑕᓂ ᐆᒪᔪᓕᕆᔨᕐᔪᐊᒃᑯᑦ ᑲᑎᒪᔩᑦ, ᓄᓇᕗᒻᒥ ᐆᒪᔪᓕᕆᔨᕐᔪᐊᒃᑯᑦ ᑲᑎᒪᔩᑦ ᓇᓗᓇᐃᔭᐃᓚᐅᖅᑐᑦ ᐊᔾᔨᒌᙱᓐᓂᖏᓐᓂᑦ ᑖᒃᑯᓇᙵᑦ ᓴᐸᒻᒪᑐᖃᒃᑯᓐᓂᑦ ᑐᓴᕋᓱᕐᓂᐅᔪᓐᓂᑦ ᒫᓐᓇᐅᔪᖅ ᑲᑎᒪᓂᖓᓂᑦ.

ᐅᖃᐅᓯᒃᓴᖃᓚᐅᙱᑦᑐᑦ ᑎᑎᖃᖅᑕᐅᕆᐊᖕᒐᖅᓯᒪᓕᒃ ᐊᐅᓚᑦᑎᓂᖑᑦ ᐸᖕᓇᐅᑎᒥᑦ ᑲᑎᒪᑎᓪᓗᒋᑦ. ᐊᖑᓇᓱᒃᑐᓕᕆᔨᒃᑯᑦ ᐅᖃᓚᐅᖅᑐᑦ ᐅᖃᐅᓯᖃᓛᕐᓂᐊᕐᓂᕋᖅᓗᑎᒃ ᐃᒻᒥᓄ ᑲᑎᒪᔩᑦ ᑲᑎᒪᓕᖅᐸᑕ ᑐᓴᖅᑎᑦᑎᑎᓪᓗᒍ ᓄᓇᕗᑦ ᒐᕙᒪᒃᑯᖏᓐᓂᑦ ᑎᑎᖅᑲᑎᒍᑦ.

3.2 ᕿᑭᖅᑕᕐᔪᐊᖅ

ᐅᓪᓗᖓ: ᔮᓐᓄᐊᕆ 9, 2019−ᒥᑦ

ᑭᒡᒐᖅᑐᖅᑎᑦ:

- ᓄᓇᕗᑦ ᒐᕙᒪᒃᑯᖏᓐᓂᑦ−ᐊᕙᑎᓕᕆᔨᒃᑯᑦ, ᕿᑭᖅᑖᓗᖕᒥᑦ ᓂᕐᔪᑎᓂᒃ ᖃᐅᔨᓴᖅᑎ: ᔫᓐ ᑎᖕᐲᔅ
- ᓄᓇᕗᑦ ᒐᕙᒪᒃᑯᖏᓐᓂᑦ−ᐊᕙᑎᓕᕆᔨᒃᑯᑦ, ᕿᑭᖅᑖᓗᖕᒥᑦ ᓂᕐᔪᑎᓂᒃ ᖃᐅᔨᓴᖅᑎ: ᒥᑦᔅ ᑳᒻᐳ
- ᓄᓇᕗᑦ ᒐᕙᒪᒃᑯᑦ−ᐊᕙᑎᓕᕆᔨᒃᑯᑦ, ᕿᑭᖅᑖᓗᒃ ᓂᕆᐊᓂᑦ ᐊᐅᓚᑦᑎᔨᐅᑲᐃᓐᓇᖅᑐᖅ: ᐋᓪᑕᓐ ᐅᐃᓕᐊᒻᔅ

- ᓄᓇᕗᑦ ᑐᙵᕕᒃᑯᑦ, ᐃᖅᑲᓇᐃᔭᖅᑐᓕᕆᓂᖅᒧᑦ ᐊᐅᓚᑦᑎᓂᖅᒧᑦ ᐅᖃᐅᔾᔪᐃᔨ; ᓯᐅᕈᓪ ᕗᐃᓪᓭ
- ᓄᓇᕗᒻᒥ ᐅᒪᔪᓕᕆᔨᕐᔪᐊᒃᑯᑦ ᑲᑎᒪᔨᖏᑦ, ᐆᒪᔪᓂᒃ ᖃᐅᔨᓴᖅᑎ ᑲᐃᐅᓪ ᕆᑦᓯ
- ᕿᑭᖅᑕᓂ ᐆᒪᔪᓕᕆᔨᒃᑯᑦ ᑲᑎᒪᔨᖏᑦ, ᐆᒪᔪᓕᕆᓂᕐᒧᑦ ᐅᖃᐅᔾᔪᐃᔨ: ᒪᐃᑯᓪ ᕝᕼᐅᓭᓐ
- ᑐᓵᔩ, ᑕᐃᑑᓯ ᐊᕐᓇᑲᓪᓚᒃ
- ᓇᑎᕝᒃ ᐊᖑᓇᓱᒃᑐᓕᕆᔨᒃᑯᑦ ᑲᑎᒪᔨᖏᑦ
    - ᐋᓚᓭᓐ ᑰᐸᓕ
    - ᔪᐃᓕ ᑯᒃᓯᐊᒃ
    - ᓗᐊᓯ ᐊᓕᖅᑲᑐᖅᑐᖅ
    - ᔩᑯᐱ ᐊᐅᓚᕿᐊᖅ
    - ᔫᓇ ᕿᔪᒃᑖᖅ
    - ᔭᐃᐱᑎ ᓄᕿᙵᖅ
    - ᔪᕋᐃᔭ ᓄᕿᙵᖅ

ᐅᖃᐅᓯᒃᓴᐃᑦ ᐊᐱᖅᑯᑎᒃᓴᐃᓪᓗ:

ᐊᖑᓇᓱᒃᑐᓕᕆᔨᒃᑯᑦ ᐅᖃᐅᓯᖃᓚᐅᖅᑐᑦ ᐊᒥᕉᔪᓐᓃᖅᐸᓪᓕᐊᔪᓂᑦ ᐅᔾᔨᕆᓯᒪᔭᖏᓐᓂᑦ ᐱᒋᐊᖕᓂᖏᓐᓂᑦ 2000. ᐃᓱᒫᓘᑕᐅᓚᐅᖅᐳᑦ ᐊᒥᕉᓂᖏᑦ ᐊᒪᖅᑯᑦ ᑕᑯᔭᐅᓯᒪᔪᑦ ᓇᐃᓴᐃᑎᓪᓗᒋᑦ ᐊᒥᖂᙱᓐᓂᖏᓪᓗ ᑐᒃᑐᐃᑦ ᑕᐅᕙᓂ. ᐊᕙᑎᓕᕆᔨᒃᑯᑦ ᓇᓗᓇᐃᕐᓯᓚᐅᖅᑐᑦ ᐅᔾᔨᕆᓚᐅᖅᑕᖏᓐᓂᑦ ᖄᔾᔫᓐᓇᐃᑦ ᐊᒪᖅᑯᑦ ᓇᐃᓴᐃᑎᓪᓗᒋᑦ 2012–ᒥᑦ ᐅᓪᓗᒥᒧᑦ ᐊᒃᑐᐃᓗᐊᕋᓱᒋᓐᓈᓇᑎᒡᓗ ᐊᒪᖅᑯᐃᑦ ᒫᓇ. ᐊᖑᓇᓱᒃᑐᓕᕆᔨᒃᑯᑦ ᑐᓴᖅᑎᑎᓚᐅᖅᑐᑦ ᑐᒃᑐᐃᑦ ᓇᒦᓐᓂᖏᓐᓂᑦ ᑭᙵᖏᓐᓂᑦ ᐊᕙᑖᓂᑦ ᕿᑭᖅᑕᕐᔪᐊᑉ ᐊᒻᒪᓗᑦᑕᐅᖅ ᐊᖑᓇᓲᕕᐅᖃᑦᑕᖅᑐᑐᖃᖏᑦ.

ᐊᖑᓇᓱᒃᑐᓕᕆᔨᒃᑯᑦ ᐅᖃᐅᓯᖃᓚᐅᖅᑐᑦ ᓄᒃᑕᕐᕕᐅᕝᒃᑐᑐᖃᓂᑦ ᑐᒃᑐᓂᑦ ᕿᑭᖅᑖᓗᖏᑦ. ᕿᑭᖅᑕᓂ ᐆᒪᔪᓕᕆᔨᕐᔪᐊᒃᑯᑦ ᑲᑎᒪᔨᖏᑦ ᑐᓴᖅᑎᑦᑎᓚᐅᖅᐳᑦ ᑐᓴᐅᒪᔭᑐᖃᖅᓂᖅ ᐅᖃᐅᓯᖃᖅᑎᓪᓗᒋᑦ ᐃᓐᓇᖅᓂᑦ. ᕿᑭᖅᑕᓂᑦ ᐆᒪᔪᓕᕆᔨᕐᔪᐊᒃᑯᑦ ᑲᑎᒪᔨᖏᑦ ᓇᓗᓇᐃᕐᓯᓚᐅᖅᑐᑦ ᐃᓄᐃᑦ ᐅᒃᐱᕈᓯᖕᓂᖏᓐᓂᑦ ᐊᔾᔨᒌᙱᑦᑑᑕᐅᓂᖏᑦ ᑐᒃᑐᐃᑦ ᕿᑭᖅᑕᒥᑦ ᐊᔾᔨᒌᙱᑦᑑᑎᓂᒃ ᐃᓕᖅᑯᓯᓕᖅᓂᑦ ᐊᑐᕐᓗᑎᒡᓗ ᐊᔾᔨᒋᙱᑦᑕᖏᓐᓂᑦ ᐃᓂᖏᓐᓂᑦ. ᓇᐃᓴᐃᔾᔪᑎᒃᑲᓐᓃᑦ, ᓱᕐᓗ ᐊᔾᔨᓕᐅᕈᑎᑦ ᑕᕐᕆᔭᐅᓯᐅᕈᑏᓪᓘᓐᓃᑦ ᑲᑎᓯᒪᔪᓂᑦ ᓇᐃᓴᐃᓂᖅᓂᑦ, ᐅᖃᐅᓯᐅᓚᐅᖅᑐᑦ ᑭᓯᐊᓂᓕ ᐊᑐᕐᓂᐊᕐᓗᒋᑦ ᒫᓇᐅᔪᖅ ᐊᑯᓂᐅᓂᖓᒥᑦ ᓇᐃᓴᐃᓇᔭᖅᑐᑦ ᐊᒃᑐᐃᓂᕐᓗᒡᓗᑎᒡᓗ ᑐᒃᑐᓂᑦ. ᐃᓱᒪᒋᔭᐅᓚᐅᖅᒥᔪᑦ ᓄᓇᕗᒻᒥᑦ ᐊᖑᓇᓱᒃᑎᓄᑦ ᐃᑲᔪᖅᑐᐃᓂᖅᒧᑦ ᐱᓕᕆᐊᒃᓴᑦ ᓴᖅᑭᑕᐅᓯᒪᔪᑦ ᓄᓇᕗᑦ ᑐᙵᕕᒃᑯᓐᓂᑦ ᐊᖏᕈᑕᐅᓯᒪᓪᓗᓂᓗ ᓄᓇᕗᑦ ᑐᙵᕕᒃᑯᓐᓂᑦ ᑐᓴᖅᑎᑕᐅᒃᑲᓐᓂᕐᓂᐊᕐᓗᑎᒃ ᑲᑎᒫᓂᒃᐸᑕ.

ᐅᖃᐅᓯᒃᓴᖃᓚᐅᙱᑦᑐᑦ ᑎᑎᕋᖅᑕᐅᒋᐊᕐᖓᖅᓯᒪᔫᑉ ᐊᐅᓚᑦᑎᓂᖅᒧᑦ ᐸᖕᓇᐅᑎᒥᑦ ᑲᑎᒪᑎᓪᓗᒋᑦ. ᐊᖑᓇᓱᒃᑐᓕᕆᔨᒃᑯᑦ ᐅᖃᓚᐅᖅᑐᑦ ᐅᖃᐅᓯᖃᓛᖅᓂᐊᖅᓂᕋᖅᓘᑎᒃ ᐃᒻᒥᖅ ᑲᑎᒪᔨᑦ ᑲᑎᒪᓕᖅᐸᑕ ᑐᓴᖅᑎᑦᑎᓗᑎᒡᓗ ᓄᓇᕗᑦ ᒐᕙᒪᒃᑯᖏᓐᓂᑦ ᑎᑎᖅᑲᑎᒍᑦ.

3.3 ᐸᓐᓂᖅᑑᖅ

ᐅᓪᓗᖓ: ᔭᓄᐊᕆ 10, 2019

ᑭᒡᒐᖅᑐᖅᑎᑦ:

- ᓄᓇᕗᑦ ᒐᕙᒪᒃᑯᖏᓐᓂᑦ–ᐊᕙᑎᓕᕆᔨᒃᑯᑦ, ᕿᑭᖅᑖᓗᖕᒥᑦ ᓂᕐᔪᑎᓂᒃ ᖃᐅᔨᓴᖅᑎ: ᔫᓐ ᕆᖕᕉᔅ
- ᓄᓇᕗᑦ ᒐᕙᒪᒃᑯᖏᓐᓂᑦ–ᐊᕙᑎᓕᕆᔨᒃᑯᑦ, ᕿᑭᖅᑖᓗᖕᒥᑦ ᓂᕐᔪᑎᓂᒃ ᖃᐅᔨᓴᖅᑎ: ᒥᑦᔅ ᑳᒻᐳ
- ᓄᓇᕗᑦ ᒐᕙᒪᒃᑯᖏᑦ–ᐊᕙᑎᓕᕆᔨᒃᑯᑦ, ᕿᑭᖅᑖᓘᑉ ᓂᒋᐊᓂᑦ ᐊᐅᓚᑦᑎᔨᐅᑲᐃᓐᓇᖅᑐᖅ: ᐋᓪᑕᓐ ᐅᐃᓕᐊᒻᔅ
- ᓄᓇᕗᑦ ᑐᙵᕕᒃᑯᑦ, ᐃᖅᑲᓇᐃᔭᖅᑐᓕᕆᓂᖕᒧᑦ ᐊᐅᓚᑦᑎᓂᖕᒧᑦ ᐅᖃᐅᔾᔪᐃᔨ; ᓯᐅᕈᓪ ᕗᐃᓪᔅ
- ᓄᓇᕗᓪᒥ ᐅᒪᔪᓕᕆᔨᕐᔪᐊᒃᑯᑦ ᑲᑎᒪᔨᖏᑦ, ᐆᒪᔪᓂᒃ ᖃᐅᔨᓴᖅᑎ ᑲᐃᐅᓪ ᕆᑦᓯ
- ᕿᑭᖅᑕᓂ ᐆᒪᔪᓕᕆᔨᒃᑯᑦ ᑲᑎᒪᔨᖏᑦ, ᐆᒪᔪᓕᕆᓂᕐᒧᑦ ᐅᖃᐅᔾᔪᐃᔨ: ᒪᐃᑯᓪ ᕚᖕᒍᓴᓐ
- ᑐᓵᔨ, ᑕᐃᑑᓯ ᐊᕐᓇᑲᓪᓚᒃ
- ᐸᖕᓂᖅᑑᒥᑦ ᐊᖑᓇᓱᒃᑐᓕᕆᔨᒃᑯᑦ ᑲᑎᒪᔨᖏᑦ
    - ᑕᐃᕕᑎ ᓇᐅᔭᖅ
    - ᔭᓂ ᒪᐃᒃ
    - ᓛᒃ ᕿᓚᕝᕙᖅ
    - ᔪᐊᔾᔨ ᖃᖅᑲᓯᖅ
    - ᐱᓕ ᐃᑦᑐᐊᙵᑦ
    - ᑲᓕ ᖄᐱᒃ
    - ᐹᑎ ᕿᓚᕝᕙᖅ

ᐅᖃᐅᓯᒃᓴᐃᑦ ᐊᐱᖅᑯᑎᒃᓴᐃᓪᓗ:

ᐊᖑᓇᓱᒃᑐᓕᕆᔨᒃᑯᑦ ᐃᓱᒪᒋᔭᖃᓚᐅᖅᑐᑦ ᐊᒥᓲᓂᖏᑦᑕ ᓇᓚᐅᑦᑖᖅᑕᐅᓯᒪᔪᑦ 2014–ᒥᑦ, ᓇᓚᐅᑦᑖᖅᑕᐅᓯᒪᔪᑦ ᓄᕐᕆᐅᖕᓂᖏᓐᓂᑦ ᒪᓕᒃᖢᑎᒃ ᑲᑎᖅᓱᖅᓯᒪᔪᓄᑦ ᐃᓚᒋᔭᐅᔪᒪᓂᖕᒥᓂᒡᓗ ᓄᓇᕗᑦ ᒐᕙᒪᒃᑯᖏᑦ ᓇᐃᓴᐃᑎᑦᑎᓕᕌᖓᒥᒃ. ᐊᖑᓇᓱᒃᑐᓕᕆᔨᒃᑯᑦ ᐃᓱᒪᒋᔭᖃᓚᐅᖅᑐᑦ ᑕᒪᐃᓐᓂᒃ ᓄᕐᕆᐅᖅᐸᒃᑐᓂᑦ ᐊᒥᓲᓂᖏᓪᓗ ᐸᖕᓃᑦ ᑕᒪᒃᑯᓂᖓ ᐊᕐᓇᓪᓗᒃᑲᓐᓂᑦ ᓄᕐᕆᐃᖅᑎᑦᑎᒐᓗᐊᕆᐊᒃᓴᖏᓐᓂᒃ. ᕿᑭᖅᑕᓂ ᐆᒪᔪᓕᕆᔨᕐᔪᐊᒃᑯᑦ ᑲᑎᒪᔨᖏᑦ ᖃᐅᔨᓴᕐᑎᑦᑎᓚᐅᖅᐳᑦ ᐊᐅᓚᓂᐅᔪᓂᑦ ᑐᒃᑐᐃᑦ ᑕᕝᕗᓇ ᕿᑭᖅᑖᓗᖕᒥᑦ ᓄᓇᐃᓐᓇᖕᒥᓪᓗ ᐃᓗᐃᓪᓕᓂᑦ. ᕿᑭᖅᑖᓗᖕᒥ ᐃᒪᖕᒥᐅᑕᓕᕆᔨᒃᑯᑦ ᑲᑎᒪᔨᖏᑦ ᐅᖃᓚᐅᖅᑐᑦ ᐅᒃᐱᕈᓱᙱᓐᓂᖅᓴᕈᑎᒃ ᐊᐅᓚᓂᐅᔪᓂᑦ ᐃᓗᐃᓪᓕᐊᓂᑦ ᕿᑭᑖᓗᖕᒥᓪᓗ ᐊᒃᑐᐃᓂᖃᓗᐊᙱᓐᓂᖕᓂᑦ ᐊᒥᓱᓄᑦ ᑐᒃᑐᓄᑦ ᕿᑭᖅᑖᓗᖕᒥ.

ᐊᖑᓇᓱᒃᑐᓕᕆᔨᒃᑯᑦ ᐅᖃᓚᐅᖅᑐᑦ ᐅᒃᐱᕈᓱᖕᓂᖅᓴᕈᑎᒃ ᐊᒥᓲᙱᑦᑐᑦ ᑐᒃᑐᐃᑦ ᑲᓇᖕᓇᖕᒐᓃᑦᑐᑦ ᐸᖕᓃᑦ ᐅᖃᓇᓪᓗᑎᒡᓗ ᐊᒥᓲᓂᖏᓐᓂᑦ ᓇᐃᓴᖅᑕᐅᔭᓇᐊᖅᑲᖕᓂᖏᓐᓂᑦ, ᑕᒪᓐᓇ ᐅᖃᐅᓯᐅᔭᓇᐊᓕᒃ. ᐊᕙᑎᓕᕆᔨᒃᑯᑦ ᓇᓗᓇᐃᕐᓯᓚᐅᖅᑐᑦ ᑖᒃᑯᐊ 2014 ᐊᒥᓲᓂᖏᑦ ᓇᐃᓴᖅᑕᑦ ᐃᑲᔫᑕᐅᓚᐅᕐᓂᖏᓐᓂᑦ ᐃᓱᒪᓕᐅᕈᑕᐅᓪᓗᑎᒃ ᑲᑎᓪᓗᒥᑦ ᐊᖑᓇᓱᒃᑕᐅᔭᓐᓇᖅᑐᓂᑦ ᓇᓕᐊᒡᓗ ᐃᓂᒋᔭᑦ ᐃᓚᓕᐅᑎᓯᒪᔪᑦ ᑲᑎᓪᓗᒥᑦ ᐊᖑᓇᓱᒃᑕᐅᔪᓐᓇᖅᑐᑦ ᕿᑭᖅᑖᓗᖕᒧᑦ. ᓄᓇᕗᑦ ᒐᕙᒪᒃᑯᖏᑦ, ᕿᑭᖅᑖᓗᖕᒥᑦ ᐆᒪᔪᓕᕆᔨᒃᑯᑦ ᑲᑎᒪᔨᖏᑦ, ᐊᖑᓇᓱᒃᑐᓕᕆᔨᒃᑯᓪᓗ ᐅᖃᐅᓯᖃᓚᐅᖅᑐᑦ ᓇᓚᐅᑦᑖᕐᓯᒪᔪᓂᑦ ᐊᒪᖅᑯᓂᑦ ᕿᑭᖅᑕᒥᑦ ᐅᔾᔨᕈᓱᑦ ᓇᐃᓴᐃᑎᓪᓗᒋᑦ 2014–ᒥᑦ ᑭᓯᐊᓂᓕ ᑕᒪᖕᒥᒃ ᐊᖏᓚᐅᖅᑐᑦ ᐊᒃᑐᐃᓂᖃᕈᓐᓇᖅᑐᑦ ᐊᒪᕈᑦ ᑐᒃᑐᓄᑦ ᐊᒃᐸᓯᖕᓂᖏᓐᓂᑦ.

ᐊᖑᓇᓱᒃᑐᓕᕆᔨᒃᑯᑦ ᐃᓱᒪᒋᔭᖃᓚᐅᖅᑐᑦ ᐅᖓᓯᒃᑐᒃᑯᑦ ᖃᐅᔨᓴᕐᑎᓂᒃ ᖁᖓᓯᕗᖕᓂᑦ ᐃᓚᐅᓗᑎᒃ ᓄᓇᒥᑦ ᐱᓕᕆᑎᓪᓗᒋᑦ ᖁᖓᓯᕐᓕᖅᓱᐃᑎᓪᓗᒋᑦᓗ. ᐊᕙᑎᓕᕆᔨᒃᑯᑦ ᓇᓗᓇᐃᕐᓯᓚᐅᖅᑐᑦ

ᖁᖓᓯᕈᐃᑦ ᐃᑲᔪᖅᑐᖅᑕᐅᓇᔭᕈᑎᒃ ᐊᖑᓇᓱᒃᑐᓕᕆᔨᒃᑯᓐᓄᑦ ᐊᑐᕐᑕᐅᓪᓗᑎᒡᓗ ᕿᑭᖅᑖᓗᖕᒥᑦ ᐃᓐᓇᐅᓂᕐᓴᓄᑦ ᐊᕐᓇᓪᓗᒃᑲᐃᑦ ᖁᖓᓯᕈᓕᖅᑕᐅᓇᔭᖅᑐᑦ. ᕿᑭᖅᑖᓗᖕᒥᑦ ᐆᒪᔪᓕᕆᔨᒃᑯᑦ ᑲᑎᒪᔨᖕᒋᑦ ᑐᓴᖅᑎᑦᑎᓚᐅᖅᑐᑦ ᖁᖓᓯᕈᓕᖅᓱᐃᓂᖕᓂᑦ ᐊᑐᕐᑕᐅᓚᐅᖅᓯᒪᔪᓂᑦ 1990–ᖕᒋᓐᓂᑦ ᓯᓚᒥᓪᓗ ᖃᐅᔨᓴᖕᓃᑦ ᐃᓐᓇᑐᐊᓂᑦ ᖁᖓᓯᕈᓕᖅᓱᐃᒐᓗᐊᓇᐊᒃᓴᖕᒋᓐᓂᑦ. ᐊᖑᓇᓱᒃᑐᓕᕆᔨᒃᑯᑦ ᐅᖃᐅᓯᖃᓚᐅᖅᑐᑦ ᐱᐅᓂᕐᓴᓂᑦ ᐊᐅᓚᑦᑎᔭᓇᐊᖃᖕᓂᖕᒋᓐᓂᑦ ᑐᒃᑐᓂᑦ ᕿᑭᖅᑖᓗᖕᒥᑦ ᐊᒻᒪᓗᑦᑕᐅᖅ ᐊᐅᓚᔾᔭᐃᒋᐊᒃᑲᓐᓂᖕᓂᖕᓂᑦ ᑐᓴᐅᒪᑎᑦᑎᒃᑲᓐᓂᕐᓗᑎᒡᓗ ᐃᑲᔫᑎᒃᓴᓂᑦ ᒫᓐᓇ ᐃᓄᐃᑦ ᖃᐅᔨᒪᔭᑐᖃᖕᒋᓐᓂᑦ. ᐱᓕ ᐃᑦᑐᐊᙵᑦ ᐅᖃᓚᐅᖅᑐᖅ ᐊᑑᑎᖃᖕᓂᕋᐃᓪᓗᓂ ᖁᖓᓯᕈᓕᖅᑐᐃᓂᖕᓂᑦ ᑐᒃᑐᓂᑦ ᖃᐅᔨᒪᕐᖁᓪᓗᒋᑦ ᓇᒧᙵᐅᓂᖕᒋᓐᓂᑦ ᑖᒃᑯᐊᓗ ᐊᕙᑎᓕᕆᔨᒃᑯᑦ ᓇᐃᓴᐃᓗᑎᒃ ᑕᐃᕙᓃᑦᑐᓂᑦ ᑐᒃᑐᓂᑦ ᑕᑯᔭᐅᓯᒪᔪᓂᑦ. ᐊᖑᓇᓱᒃᑐᓕᕆᔨᒃᑯᑦ ᐅᖃᓚᐅᖅᑐᑦ ᑎᐱᐅᔅ ᑕᐃᒪᓐᓯᐅᕐᑏᑦ ᓴᐅᒥᖕᒥᑦ ᐃᓱᒫᓘᑎᖃᖅᓗᑎᒡᓗ ᐊᒃᑐᐃᓂᐅᓇᔭᖅᑐᓂᑦ ᐅᕙᙵᑦ ᐱᓕᕆᐊᒥᑦ ᑐᒃᑐᓄᑦ ᐊᖑᓇᓱᐃᕕᒋᕙᒃᑕᖕᒋᓐᓂᑦ. ᐃᓱᒪᔪᑦ ᐅᖓᓯᒃᑐᒃᑯᑦ ᖃᐅᔨᓴᕈᑏᑦ ᐊᑑᑎᖃᕋᔭᖕᓂᖕᒋᓐᓂᑦ ᖃᐅᔨᓴᕋᓱᒡᓗᑎᒃ ᐊᒃᑐᐃᓂᐅᔪᓂᑦ.

ᐸᖕᓂᖅᑑᖕᒥᐅ ᑐᒃᑐᑦᑐᓐᓇᓗᐊᙱᑦᑐᑦ ᑐᒃᑐᐃ ᑕᒡᔪᐊᖅᑰᔨᔪᓐᓃᖕᒪᑕ ᐅᐸᒃᐸᓚᐅᖅᑕᖕᒋᓐᓄᑦ ᐅᐸᒐᒃᓴᐅᓇᓂᒡᓗ ᓯᑯ ᓵᓗᐊᖕᓂᖓᓄᑦ.

ᐅᖃᐅᓯᒃᓴᖃᓚᐅᙱᑦᑐᑦ ᑎᑎᕋᖅᑕᐅᒋᐊᕐᖓᖅᓯᒪᔫᑉ ᐊᐅᓚᑦᑎᓂᖕᒧᑦ ᐸᖕᓇᐅᑎᒥᑦ ᑲᑎᒪᑎᓪᓗᒋᑦ. ᐊᖑᓇᓱᒃᑐᓕᕆᔨᒃᑯᑦ ᐅᖃᓚᐅᖅᑐᑦ ᐅᖃᐅᓯᖃᓛᖕᓂᐊᓂᕋᖅᓱᑎᒃ ᐃᒻᒥᖕᓄᑦ ᑲᑎᒪᔨᑦ ᑲᑎᒪᓕᖅᐸᑕ ᑐᓴᖅᑎᑦᑎᓗᑎᒡᓗ ᓄᓇᕗᑦ ᒐᕙᒪᒃᑯᖕᒋᓐᓂᑦ. ᐊᒥᓱᑦ ᐅᖃᓚᐅᖅᑐᑦ ᓯᕗᓪᓕᖅᐹᒥᒡᒎ ᑕᑯᔭᓇᐅᖕᒪᑕ ᐊᐅᓚᑦᑎᓂᖕᒧᑦ ᐸᖕᓇᐅᑎᒥᑦ ᐱᕕᖃᕈᒪᓕᓚᐅᖅᑐᑦ ᕿᒥᕐᕈᓂᐊᕐᓗᓂᔾᔪᖅ ᐃᒻᒥᖕᓄᑦ.

3.4 ᐃᖅᑲᓗᐃᑦ

ᐅᓪᓗᖓ: ᔭᓄᐊᕆ 11, 2019

ᑭᒡᒐᖅᑐᖅᑎᑦ:

- ᓄᓇᕗᑦ ᒐᕙᒪᒃᑯᖕᒋᓐᓂᑦ–ᐊᕙᑎᓕᕆᔨᒃᑯᑦ, ᕿᑭᖅᑖᓗᖕᒥᑦ ᓂᕐᔪᑎᓂᒃ ᖃᐅᔨᓴᖅᑎ: ᔫᓐ ᓇᖕᑑᔅ
- ᓄᓇᕗᑦ ᒐᕙᒪᒃᑯᖕᒋᓐᓂᑦ–ᐊᕙᑎᓕᕆᔨᒃᑯᑦ, ᕿᑭᖅᑖᓗᖕᒥᑦ ᓂᕐᔪᑎᓂᒃ ᖃᐅᔨᓴᖅᑎ: ᒥᑦᔅ ᑳᒻᐳ
- ᓄᓇᕗᑦ ᒐᕙᒪᒃᑯᖕᒋᑦ–ᐊᕙᑎᓕᕆᔨᒃᑯᑦ, ᕿᑭᖅᑖᓘᑉ ᓂᒋᐊᓂᑦ ᐊᐅᓚᑦᑎᔨᐅᑲᐃᓐᓇᖅᑐᖅ: ᐋᓪᑕᓐ ᐅᐃᓕᐊᒻᔅ
- ᓄᓇᕗᑦ ᑐᙵᕕᒃᑯᑦ, ᐃᖅᑲᓇᐃᔭᖅᑐᓕᕆᓂᖕᒧᑦ ᐊᐅᓚᑦᑎᓂᖕᒧᑦ ᐅᖃᐅᔾᔨᐃᔨ; ᓯᐅᕈᓪ ᕗᐃᓪᔅ
- ᓄᓇᕗᒻᒥ ᐅᒪᔪᓕᕆᔨᕐᔪᐊᒃᑯᑦ ᑲᑎᒪᔨᖕᒋᑦ, ᐆᒪᔪᓂᒃ ᖃᐅᔨᓴᖅᑎ ᑲᐃᐅᓪ ᓇᑦᓯ
- ᕿᑭᖅᑕᓂ ᐆᒪᔪᓕᕆᔨᒃᑯᑦ ᑲᑎᒪᔨᖕᒋᑦ, ᐆᒪᔪᓕᕆᓂᕐᒧᑦ ᐅᖃᐅᔾᔨᐃᔨ: ᒪᐃᑯᓪ ᕘᕐᒍᓴᓐ
- ᐊᒪᕈᖅ ᐊᖑᓇᓱᒃᑐᓕᕆᔨᒃᑯᑦ ᑲᑎᒪᔨᖕᒋᑦ
    - ᔩᐅᓇ ᐅᐃᑦ
    - ᑕᐃᕕᑦ ᐊᓕᒃᓵᓐᑐ
    - ᒫᑕ ᑯᓄᒃ
    - ᐱᐊᓐ ᖁᕕᖅ
    - ᒫᓇᓯ ᒫᒃ

ᐅᖃᐅᓯᒃᓴᐃᑦ ᐊᐱᖅᑯᑎᒃᓴᐃᓪᓗ:

ᑲᑎᒪᓂᖅ ᐃᖃᓗᖕᓂᑦ ᐅᖃᐅᓯᖃᓚᐅᖅᑐᑦ ᑲᑎᖕᓂᖏᑦ ᓇᐃᓴᐃᔾᔪᑎᕕᓃᑦ ᐃᓄᐃᑦ ᖃᐅᔨᒪᔭᑐᖃᖏᓪᓗ, ᐸᖕᓃᓪᓗ ᐱᑕᖃᕆᐊᖃᖕᓂᖏᓐᓂᑦ, ᑭᓱᓕᕆᔾᔪᑎᖃᕆᐊᖃᖕᓂᖏᓐᓂᓪᓗ, ᓲᕐᓗ ᐅᖓᓯᒃᑐᒥᑦ ᖃᐅᔨᓴᕈᑎᓂᑦ, ᐃᑲᔫᑕᐅᓂᐊᖅᑐᓂᑦ ᐃᓄᐃᑦ ᖃᐅᔨᒪᔭᑐᖃᖏᓐᓂᑦ.

ᐊᖑᓇᓱᒃᑐᓕᕆᔨᒃᑯᑦ ᐅᖃᐅᓯᖃᓚᐅᖅᑐᑦ ᐃᓱᒫᓘᑎᒥᓂᒃ ᐱᔾᔪᑎᓕᑦ ᐸᖕᓃᓐᓇᖕᓂᑦ ᐊᖑᓇᓱᒍᓐᓇᖕᓂᖕᒥᑦ ᐊᑲᐅᙱᓕᐅᕈᑎᓕᖁᔭᖅᑐᑦ ᐊᒥᓲᔫᓐᓃᖅᐸᑕ ᐸᖕᓃᑦ. ᐊᕙᑎᓕᕆᔨᒃᑯᓐᓄᑦ ᑭᒡᒐᖅᑐᐃᔨ ᐊᖏᖅᑲᑎᖅᑲᓚᐅᖅᑐᖅ ᐊᒥᓱᓗᐊᓂᑦ ᐸᖕᓂᖅᐸᑕ ᓄᕐᓇᐅᓗᐊᕈᓐᓃᖁᔭᖕᓂᖏᓐᓂᑦ ᑭᓯᐊᓂᓕ ᖃᐅᔨᓴᖕᓂᐅᔪᑦ ᐅᓪᓗᒥᒧᑦ ᓈᒻᒪᖕᓂᖁᐃᔪᑦ ᐸᖕᓂᖕᓂᑦ ᖁᑭᖅᑖᓘᑉ ᓂᒋᐊᓂᑦ. ᖁᑭᖅᑖᓗᖕᒥᑦ ᐃᒪᖕᒥᐅᑕᓕᕆᔨᒃᑯᑦ ᑲᑎᒪᔨᖏᑦ ᐅᖃᐅᓯᖃᓚᐅᖅᑐᑦ ᐅᖃᖃᑎᖃᖅᑎᓪᓗᒋᓪᓘᖅ ᐃᓐᓇᖕᓂᑦ ᓇᓗᓇᐃᕐᓯᓚᐅᖅᑐᖅ ᐸᖕᓃᑦ ᖃᓄᐃᙱᑦᑎᐊᖕᓂᖏᑦ ᐱᒻᒪᕆᐅᓂᖓᓂᑦ.

ᐊᖑᓇᓱᒃᑐᓕᕆᔨᒃᑯᑦ ᐊᐱᕆᓚᐅᖅᐳᑦ ᓄᑖᓂᑦ ᐱᓕᕆᔾᔪᑎᑕᖃᓕᖕᒪᖔᑦ ᐊᑐᕐᑕᐅᔪᓐᓇᖅᑐᓂᑦ ᑐᑭᓯᐅᒪᕚᓪᓕᕈᑎᒃᓴᖏᓐᓂᑦ ᑐᒃᑐᑦ ᓇᐅᒃᑰᓕᖕᒪᖔᖏᑦ ᖁᑭᖅᑕᓂ ᑖᒃᑯᐊᓗ ᓄᓇᕗᑦ ᓴᕙᒪᒃᑯᖏᑦ ᐃᓱᒪᒃᓴᖅᓯᐅᖅᓯᒪᓕᖕᒪᖔᖏᑦ ᖁᖓᓯᕈᖅᓱᐃᓂᖕᒥᑦ ᑐᒃᑐᓂᑦ.

ᓄᓇᕗᑦ ᓴᕙᒪᒃᑯᖏᑦ ᐅᖃᐅᓯᖃᓚᐅᖅᑎᓪᓗᒋᑦ ᐅᖓᓯᒃᑐᒃᑯᑦ ᖃᐅᔨᓴᕈᑎᓂᑦ ᑭᕙᓪᓕᖕᒥᑦ ᐃᑲᔫᖅᑐᖅᑕᐅᓚᐅᖅᑐᑦ ᐊᖑᓇᓱᒃᑐᓕᕆᔨᒃᑯᓐᓂᑦ ᐊᔾᔨᐸᓗᐊᓂ ᐱᓕᕆᐊᒃᓴᒥᑦ ᖁᑭᖅᑖᓗᖕᒥᑦ. ᐊᖑᓇᓱᒃᑐᓕᕆᔨᒃᑯᑦ ᐅᖃᓚᐅᖅᑐᖅ ᐅᖓᓯᒃᑐᒃᑯᑦ ᖃᐅᔨᓴᕈᑎᓂᑦ ᖁᖓᓯᕈᓕᖅᑐᐃᓂᖕᒧᑦ ᐱᓕᕆᐊᖃᕆᐊᖃᖕᓂᖏᓐᓂᑦ ᖁᑭᑖᓘᑉ ᓂᒋᐊᓂᑦ ᐃᓱᒫᓘᑕᐅᔪᑦ ᑲᑎᓪᓗᒋᑦ ᐊᖑᓇᓱᒃᑕᐅᔪᓐᓇᖅᑐᑦ ᐱᓪᓗᒋᑦ. ᐅᖃᐅᓯᖃᒃᑲᓐᓂᓚᐅᖅᑐᑦ ᐊᑐᕐᑕᐅᓂᖏᑦ ᖁᖓᓯᕈᓕᖅᓯᐃᓂᖕᒧᑦ ᑎᑎᖅᑲᖏᓐᓂᑦ, ᖃᔅᓯᓂᑦ ᖁᖓᓯᕈᖅᑖᕆᐊᖃᖕᒪᖔᖏᑦ ᖁᖓᓯᕈᓕᖅᓱᖅᑕᐅᓇᔭᖕᒪᖔᖏᓪᓗ ᐸᖕᓃᑦ ᐊᕐᓇᓪᓗᒃᑲᓪᓘᓐᓃᑦ. ᐊᖑᓇᓱᒃᑐᓕᕆᔨᒃᑯᑦ ᐅᖃᕆᐊᓪᓚᒃᑲᓐᓂᓚᐅᖅᑐᖅ ᓄᑖᓂᒃ ᐱᓕᕆᔾᔪᑎᑖᕆᐊᖃᖕᓂᖏᓐᓂᑦ ᖁᑭᖅᑖᓗᖕᒥᑦ ᐃᓚᐅᓪᓗᑎᒃ ᐅᖓᓯᒃᑐᒥᑦ ᖃᐅᔨᓴᕈᑎᓂᒃ ᖁᖓᓯᕈᖅᓱᐃᓂᖕᓂᑦ. ᔨᐅᓇ ᐃᐅᓪ ᐅᖃᐅᓯᖃᓚᐅᖅᑐᖅ ᐱᔪᒪᓂᖏᑦ ᐊᖑᓇᓱᒃᑐᓕᕆᔨᒃᑯᑦ ᖁᖓᓯᕈᓕᖅᓱᐃᓂᖕᒧᑦ ᐱᓕᕆᐊᒥᑦ ᖁᑭᖅᑖᓗᖕᒥᑦ ᐆᒪᔪᓕᕆᔨᒃᑯᑦ ᑲᑎᒪᔨᖏᑦᑕ ᑭᒡᒐᖅᑐᐃᔨᐊᓄᑦ, ᒪᐃᒃ ᕘᖑᓴᓐ, ᐅᖃᖅᓱᓂᓗ ᑖᒃᑯᐊ ᖁᑭᖅᑖᓗᖕᒥᑦ ᐆᒪᔪᓕᕆᔨᒃᑯᑦ ᑲᑎᒪᔨᖏᑦ “ᑕᐃᒪᐃᑎᑦᑎᓗᑎᒃ”.

ᐅᖃᐅᓯᒃᓴᖃᓚᐅᙱᑦᑐᑦ ᑎᑎᖅᑕᐅᒋᐊᖅᓯᒪᔫᑉ ᐊᐅᓚᑦᑎᓂᖕᒧᑦ ᐸᖕᓇᐅᑎᒥᑦ ᑲᑎᒪᑎᓪᓗᒋᑦ. ᐊᖑᓇᓱᒃᑐᓕᕆᔨᒃᑯᑦ ᐅᖃᓚᐅᖅᑐᑦ ᐅᖃᐅᓯᖃᑖᕆᐊᓂᖃᖅᑐᑎᒃ ᐃᒻᒥᖕᓄᑦ ᑲᑎᒪᔨᑦ ᑲᑎᒪᓕᖅᐸᑕ ᑐᓴᖅᑎᑦᑎᓗᑎᓪᓗ ᓄᓇᕗᑦ ᓴᕙᒪᒃᑯᖏᓐᓄᑦ. ᑖᒃᑯᐊ ᑲᑎᓪᓗᑦ ᐊᖑᓇᓱᒃᑕᐅᔪᓐᓇᖅᑐᑦ ᐲᖅᑕᐅᔭᒪᒪᒐᓗᐊᖅᐸᑦ ᑭᓯᐊᓂ ᐅᖃᐅᓯᖃᙱᑦᑐᑦ ᑕᒪᑐᒥᖓ ᑲᑎᒪᓂᖕᒥᑦ ᐱᔾᔪᑎᒋᓪᓗᒋᑦ ᐊᒥᓱᕈᓇᐊᖕᓂᖏᑦ ᖁᑭᖅᑖᓗᖕᒥᑦ ᓂᕆᐊᓂᑦ ᓈᒻᒪᒃᓴᙲᓂᐅᔪᓐᓈᓂᑦ 2014 ᓇᓚᐅᑦᑖᓂ. ᐊᖑᓇᓱᒃᑐᓕᕆᔨᒃᑯᑦ ᐅᖃᓚᐅᖅᑐᑦ ᐱᑖᖅᑐᕆᐊᒃᑲᓐᓂᖕᓂᖏᓐᓂᑦ ᖃᓄᐃᓕᐅᕈᑎᒃᓴᓂᑦ ᐱᓕᕆᐊᖑᖁᓪᓗᒋᑦ ᐅᖃᐅᓯᐅᔪᑦ ᐊᓯᖏᓐᓂᑦ ᐊᖑᓇᓱᒃᑐᓕᕆᔨᒃᑯᓐᓂᑦ.

3.5 ᑭᙵᐃᑦ

ᐅᓪᓗᖓ: ᔫᓐ 14, 2019-ᒥᑦ

ᑭᒡᒐᖅᑐᖅᑎᑦ:

- ᓄᓇᕗᑦ ᒐᕙᒪᒃᑯᖏᓐᓂᑦ–ᐊᕙᑎᓕᕆᔨᒃᑯᑦ, ᖃᑭᖅᑖᓗᒻᒥᑦ ᓂᕿᑎᓂᒃ ᖃᐅᔨᓴᖅᑎ: ᔫᓐ ᕆᕐᕈᓯ
- ᓄᓇᕗᑦ ᒐᕙᒪᒃᑯᖏᓐᓂᑦ–ᐊᕙᑎᓕᕆᔨᒃᑯᑦ, ᖃᑭᖅᑖᓗᒻᒥᑦ ᓂᕿᑎᓂᒃ ᖃᐅᔨᓴᖅᑎ: ᒥᑦᓯ ᑳᒻᐳ
- ᓄᓇᕗᑦ ᒐᕙᒪᒃᑯᖏᑦ-ᐊᕙᑎᓕᕆᔨᒃᑯᑦ, ᖃᑭᖅᑖᓘᑉ ᐅᐊᖕᓇᖕᒐᓄᑦ ᐊᐅᓚᑦᑎᔨ ᓱᑳᑦ ᔫᓐᓴᓐ
- ᓄᓇᕗᑦ ᑐᙵᕕᒃᑯᑦ, ᐃᖅᑲᓇᐃᔭᖅᑐᓕᕆᓂᖕᒧᑦ ᐊᐅᓚᑦᑎᓂᖕᒧᑦ ᐅᖃᐅᔾᔨᐃᔨ; ᓱᐅᕈᓪ ᕗᐃᓪᓯ
- ᓄᓇᕗᒻᒥ ᐅᒪᔪᓕᕆᔨᑦᔪᐊᒃᑯᑦ ᑲᑎᒪᔨᖏᑦ, ᐆᒪᔪᓂᒃ ᖃᐅᔨᓴᖅᑎ ᑲᐃᐅᓪ ᕆᑦᓯ
- ᖃᑭᖅᑕᓂ ᐆᒪᔪᓕᕆᔨᒃᑯᑦ ᑲᑎᒪᔨᖏᑦ, ᐆᒪᔪᓕᕆᓂᕐᒧᑦ ᐅᖃᐅᔾᔨᐃᔨ: ᒪᐃᑯᓪ ᕚᖑᓴᓐ
- ᑐᓵᔨ, ᑕᐃᑑᓯ ᐊᕐᓇᑲᓪᓚᒃ
- ᐊᐃᕕᖅ ᐊᖑᓇᓱᒃᑐᓕᕆᔨᒃᑯᑦ ᑲᑎᒪᔨᖏᑦ
  - ᐋᓂ ᓱᕕᒐ
  - ᐋᑕᒥ ᓄᓇ
  - ᑖᓇ ᐳᑐᒍᖅ
  - ᓯᒥᒐ ᓱᕕᒐ
  - ᐃᔨᑦᓯᐊᖅ ᐱᑕ
  - ᑕᑭᐊᓗᒃ ᓄᓇ
  - ᓂᖏᐅᓯᐊᒃ ᐃᑎᓪᓗᐃ

ᐅᖃᐅᓯᒃᓴᐃᑦ ᐊᐱᖅᑯᑎᒃᓴᐃᓪᓗ:

ᐅᖃᐅᓯᐅᓪᓗᐊᑕᓚᐅᖅᑐᑦ ᐊᐃᕕᖅ ᐊᖑᓇᓱᒃᑐᓕᕆᔨᒃᑯᓐᓂᑦ ᐃᓚᖃᓚᐅᖅᑐᑦ ᐃᓱᒫᓘᑎᒋᔭᑦ ᐸᖕᓂᑐᐊᓂᑦ ᐊᖑᓇᓱᖃᑦᑕᕆᐊᖃᖕᓂᖕᓂᑦ, ᑲᑎᓯᒪᔪᑦ ᓇᐃᓴᖅᑕᐅᓯᒪᔪᓪᓗ ᖃᐅᔨᓴᕈᑕᐅᕙᖕᒪᖕᒫᖕᒋᑦ ᐊᒥᓱᕈᖅᐸᓪᓕᐊᓂᖏᓐᓂᑦ, ᓄᑰᔭᓂᑦ ᐅᔭᕋᖕᓂᐊᖅᑎᑦ ᖃᑭᖅᑖᔅ ᐅᐊᖕᓇᖕᒐᓂᑦ, ᐱᕙᓪᓕᐊᓂᐅᔪᓂᑦ, ᐊᐅᓚᓂᕆᔭᓂᓪᓗ ᑐᒃᑐᑦ ᖃᑭᖅᑕᒥᑦ.

ᖃᑭᖅᑕᓂᑦ ᐃᒪᖕᒥᐅᑕᓕᕆᔨᒃᑯᑦ ᑲᑎᒪᔨᖏᑦ ᐊᐱᕆᓚᐅᖅᑐᑦ ᐋᑐᑎᖅᑲᕆᐊᒃᓴᖏᓐᓂᑦ ᓄᕋᕐ:ᐊᕐᓇᓪᓗᒃᑲᑦ ᐊᒻᒪᓗ ᐸᖔᑦ:ᐊᕐᓇᓪᓗᒃᑲᑦ ᐊᒥᓲᓂᖏᓐᓂᑦ ᐃᖅᑲᐃᓯᑎᑦᑎᓪᓗᑎᓪᓗ ᑎᑎᖅᑲᒥᑦ 1990–ᖏᓐᓂᖕᒑᖅᑐᒥᑦ 42 ᓄᕋᕐ:100 ᐊᕐᓇᓪᓗᒃᑲᓄᑦ ᑭᓯᐊᓂᓕ ᑭᓪᓕᖅᑲᖅᑐᒥᑦ ᐆᒃᑑᑕᐅᓯᒪᔪᖅ. ᒪᐃᒃ ᕘᖑᓴᓐ ᐅᖃᓚᐅᖅᑐᖅ ᐅᐱᒍᓱᖕᓂᕋᖅᐳᓂ ᐊᒥᓲᓂᖏᓐᓅᖕᒐᔪᑦ ᐊᑐᕐᑕᑦ ᐋᖅᑭᑎᐊᒃᑲᓐᓂᕆᐊᖃᖕᓂᖏᓐᓂᑦ.

ᐊᖑᓇᓱᒃᑐᓕᕆᔨᒃᑯᑦ ᐊᐱᕆᓚᐅᖅᑐᑦ ᐸᖕᓂᖃᐅᖕᓂᖅᓴᐅᖕᒪᖕᒑᑦ ᐊᕐᓇᓪᓗᒃᑲᖃᐅᖕᓂᖅᓴᐅᖕᒪᖕᒑᓪᓘᓐᓃᑦ ᑭᖑᓪᓕᖕᓂᑦ ᓇᐃᓴᐃᓂᐅᓚᐅᖅᑐᑦ ᐃᓱᒪᓚᐅᕆᓪᓗᑎᓪᓗ ᐸᖕᓂᑐᐊᖕᓂᑦ ᐊᖑᓇᓱᖃᑦᑕᕆᐊᖃᕆᐊᒃᓴᖅ ᐊᒥᓲᓂᖅᓴᐅᓂᖏᓐᓄᑦ ᐸᖕᓃᑦ. ᓄᓇᕗᑦ ᒐᕙᒪᒃᑯᖏᑦ ᓇᓗᓇᐃᕐᓯᓚᐅᖅᑐᑦ ᑲᑎᓯᒪᔪᑦ ᓇᐃᓴᐃᔾᔪᐃᑏᑦ ᐋᖅᑭᒃᓯᒪᖕᒪᑕ ᐃᓚᓕᐅᔾᔨᓯᒪᓗᑎᒃ ᐃᓄᐃᑦ ᖃᐅᔨᒪᔭᑐᖃᖅᑲᖏᓐᓂᑦ ᖃᐅᔨᓴᕐᐸᓪᓗᑎᒃ ᐊᓯᔾᔨᖅᐸᓪᓕᐊᔪᓂᑦ ᓄᕐᓇᐅᖕᓂᖏᓐᓂᑦ. ᐊᖑᓇᓱᒃᑐᓕᕆᔨᒃᑯᑦ ᖃᐅᔨᒪᓕᐅᙱᑦᑐᑦ ᐊᖑᓇᓱᒍᓐᓇᖕᒪᖕᒑᖏᓐᓂ ᐳᒃᑭᑦᑐᔮᒃ ᖃᑭᖅᑕᕈᓗᖕᒥᑦ ᑖᒃᑯᐊᓗ ᓄᓇᕗᑦ ᒐᕙᒪᒃᑯᖏᑦ ᓇᓗᓇᐃᕐᓯᓚᐅᖅᑯᑎᒃ ᐊᖑᓇᓱᒍᓐᓇᖕᓂᖏᓐᓂᑦ ᑭᓯᐊᓂᓕ ᐊᒥᓲᔫᓐᓃᖅᐹᓪᓕᖅᓯᒪᔪᑦ ᑐᒃᑐᑦ ᑕᐅᕙᓂ ᐊᒥᓱᑦ ᑐᕐᑯᑐᐃᓐᓇᓚᐅᖅᓯᒪᑎᓪᓗᒋᑦ 2016–ᒥᑦ 2018–ᒥᓪᓗ. ᐊᖑᓇᓱᒃᑐᓕᕆᔨᒃᑯᑦ ᐊᐱᕆᓚᐅᖅᑐᑦ ᐊᕐᓇᓪᓗᒃᑲᓂᑦ ᐊᖑᓇᓱᒍᓐᓇᓖᖕᒪᖕᒑᖕᒋᑦ ᓯᕗᓂᑦᑎᓐᓂᑦ ᑖᒃᑯᐊᓗ ᖃᑭᖅᑖᓗᒻᒥᑦ ᐆᒪᔪᓕᕆᔨᒃᑯᑦ ᑲᑎᒪᔨᖏᑦ ᑭᐅᓚᐅᖅᑐᑦ ᐅᖃᖅᐳᑎᒃ ᐃᓛᒃᑰᖕᒐᓪᓗᑎᒎᖅ ᑖᒃᑯᐊ ᖃᑭᖅᑖᓗᒻᒥᑦ ᐆᒪᔪᓕᕆᔨᒃᑯᑦ ᑲᑎᒪᔨᖏᑦ ᐊᖑᓇᓱᒃᑐᓕᕆᔨᒃᑯᓪᓗ

ᐱᒋᐊᓛᖕᓂᖏᓐᓂᑦ ᑲᑎᒫᓂᒃᓯᒪᓕᖅᐸᑕ ᐅᖃᐅᓯᖃᖕᓂᐊᕐᓗᑎᒃ ᐊᖑᓇᓱᒃᑕᐅᕙᒃᑐᑦ ᑲᑎᕐᓘᑎᑦ ᐊᑲᐃᓪᓕᐅᕈᑎᖏᓐᓂᑦ. ᑭᓯᐊᓂᓕ, ᓄᓇᕗᑦ ᒐᕙᒪᒃᑯᖏᑦ ᐅᖃᓚᐅᖅᑐᑦ ᓄᕐᕆᐅᖏᓐᓇᕐᑯᓪᓗᒋᑦ, ᓂᕕᖓᑕᐃᑦ ᐊᒥᓲᔪᓐᓃᕆᐊᖃᕋᔭᖅᑐᑦ ᐊᕐᓇᓪᓗᒃᑲᓂᑦ ᐊᖑᓇᓯᖕᓂᐊᕐᕈᑎᒃ.

ᐊᖑᓇᓱᒃᑐᓕᕆᔾᑯᑦ ᐊᐱᕆᓚᐅᖅᑐᑦ ᑐᒃᑐᐃᑦ ᕿᑭᖅᑖᓘᑉ ᐅᐊᖕᓇᖓᓃᑦᑐᑦ, ᓄᓘᔭᖅᐸᓯᐅᑉ, ᓇᓗᓇᐃᔭᐃᓪᓗᑎᒡᓗ ᑐᓴᖅᑎᑕᐅᒃᑲᓐᓂᕆᐊᖃᖕᓂᖏᓐᓂᑦ ᓯᕗᓂᑦᑎᓐᓂᑦ ᐊᑲᐅᙷᒋᓕᐅᕈᑎᖃᕐᓗᐊᕈᓐᓃᕐᑯᓪᓗᒋᑦ ᐱᕙᓪᓕᐊᓂᖓᑦ. ᐊᕙᑎᓕᕆᔨᒃᑯᑦ ᓇᓗᓇᐃᖅᓯᓚᐅᖅᑐᑦ ᐊᒃᑐᐃᓂᐅᓪᓗᐊᑕᕋᔭᖅᑐᓂᑦ ᐊᖅᑯᓯᐅᖕᓂᖕᓂᑦ ᐱᕙᓪᓕᐊᓂᖏᓐᓂᒡᓗ ᑐᒃᑐᓄᑦ ᖃᓄᐃᑦᑐᓂᒡᓗ ᐊᑦᑐᐃᓂᖃᕋᔭᖕᒪᖔᖏᑦ ᑐᒃᑐᓄᑦ ᕿᑭᖅᑖᓘᑉ ᐅᐊᖕᓇᖓᓃᑦᑐᓄᑦ.

ᑐᒃᑐᓕᖅᑕᐅᔪᒪᓪᓗᑎᒃ ᖁᖏᖕᓂᓪᓘᓐᓃᑦ ᐱᖕᒐᓱᓄᑦ ᒥᑭᑦᑐᓄᑦ ᕿᑭᖅᑕᓄᑦ ᑭᙳᐃᑦᑦ ᓂᒋᐊᓄᑦ ᓂᓪᓕᐅᑕᐅᓚᐅᖅᑐᖅ ᐊᖑᓇᓱᒃᑐᓕᕆᔾᑯᓐᓄᑦ. ᐃᖏᕐᕋᓂᓚᕙᒃᑕᖏᑦ ᑐᒃᑐᐃᑦ ᓂᓪᓕᐅᑕᐅᓚᐅᖅᒥᔪᑦ ᐊᖑᓇᓱᒃᑐᓕᕆᔾᑯᓐᓄᑦ ᐸᓯᒍᓱᒃᓗᑎᒡᓗ ᐃᖏᕐᕋᓂᐅᔪᓄᑦ ᑯᐸᐃᒃ ᐅᐊᖕᓇᖓᓄᑦ ᕿᑭᖅᑖᓗᖕᒥᓪᓗ ᐊᑯᓐᓂᐊᓂ ᓂᒋᐊᓂᑦ ᓇᑦᑖᒃ ᑕᓯᐅᑉ ᓂᒋᐊᓐᓂᑦᑐᓄᓪᓗ ᓄᕙᐊᖏᓐᓄᑦ.

ᐊᔾᔨᐸᓗᖕᒋᑎᑐᑦ ᓯᕗᓪᓕᖕᓂᑦ ᑲᑎᒪᓂᐅᓚᐅᖅᑐᓂᑦ ᐅᖃᐅᓯᒃᓴᖃᓚᐅᙱᑦᑐᑦ ᑎᑎᕋᖅᑕᐅᑎᐊᕐᖓᖅᓯᒪᔫᑉ ᐊᐅᓚᑦᑎᓂᖓᑦ ᐸᖕᓇᐅᑎᒥᑦ ᑲᑎᒪᑎᓪᓗᒋᑦ. ᐊᖑᓇᓱᒃᑐᓕᕆᔾᑯᑦ ᐅᖃᓚᐅᖅᑐᑦ ᐅᖃᐅᓯᖃᓛᖕᓂᐊᓂᖅᐳᑎᒃ ᐃᒥᖕᓄᑦ ᑲᑎᒪᔩᑦ ᑲᑎᒪᓕᖅᐸᑕ ᑐᓴᖅᑎᑦᑎᓗᑎᒡᓗ ᓄᓇᕗᑦ ᒐᕙᒪᒃᑯᖏᓐᓂᑦ.

3.6 ᓴᓂᕋᔭᒃ

ᐅᓪᓗᖓ: ᔮᓄᐊᓕ 15, 2019

ᑮᓯᖅᑐᖅᑎᑦ:

- ᓄᓇᕗᑦ ᒐᕙᒪᒃᑯᖏᓐᓂᑦ–ᐊᕙᑎᓕᕆᔨᒃᑯᑦ, ᕿᑭᖅᑖᓗᖕᒥᑦ ᓂᕐᔪᑎᓂᒃ ᖃᐅᔨᓴᖅᑎ: ᔮᓐ ᓇᖕᐴᔅ
- ᓄᓇᕗᑦ ᒐᕙᒪᒃᑯᖏᓐᓂᑦ–ᐊᕙᑎᓕᕆᔨᒃᑯᑦ, ᕿᑭᖅᑖᓗᖕᒥᑦ ᓂᕐᔪᑎᓂᒃ ᖃᐅᔨᓴᖅᑎ: ᒥᑦᔅ ᑳᒻᐳ
- ᓄᓇᕗᑦ ᒐᕙᒪᒃᑯᖏᑦ-ᐊᕙᑎᓕᕆᔨᒃᑯᑦ, ᕿᑭᖅᑖᓘᑉ ᐅᐊᖕᓇᖕᓚᓄᑦ ᐊᐅᓚᑦᑎᔨ ᓯᒃᑳᑦ ᔮᓐᓴᓐ
- ᓄᓇᕗᑦ ᑐᙵᕕᒃᑯᑦ, ᐃᖅᑲᓇᐃᔭᖅᑐᓕᕆᓂᖕᒧᑦ ᐊᐅᓚᑦᑎᓂᖕᒧᑦ ᐅᖃᐅᖅᓯᐃᔨ; ᓯᐅᕈᓪ ᕗᐃᓪᓴ
- ᓄᓇᕗᒻᒥ ᐅᒪᔪᓕᕆᔩᑦᓯᐊᒃᑯᑦ ᑲᑎᒪᔩᖏᑦ, ᐆᒪᔪᓂᒃ ᖃᐅᔨᓴᖅᑎ ᑲᐃᐅᓪ ᕆᑦᓯ
- ᕿᑭᖅᑕᓂ ᐆᒪᔪᓕᕆᔩᑦ ᑲᑎᒪᔩᖏᑦ, ᐆᒪᔪᓕᕆᓂᕐᒧᑦ ᐅᖃᐅᔾᔨᔩ: ᒪᐃᑯᓪ ᕗᖑᓴᓐ
- ᑑᓴᔩ, ᑕᐃᑑᓯ ᐊᕐᓇᑲᓪᓚᒃ
- ᓴᓂᕋᔭᖕᒥᑦ ᐊᖑᓇᓱᒃᑐᓕᕆᔾᑯᑦ ᑲᑎᒪᔩᖏᑦ
  - ᔭᐃᐱᑎ ᐊᐅᓪᓚᕿᐊᖅ
  - ᔫᐱ ᖃᐃᖕᓂᖅ
  - ᑲᐃᓐ ᐱᑯᔭᒃ
  - ᐋᓚ ᐱᐊᓛᖅ
  - ᐃᓄᑭ ᐃᖅᑭᑦᑐᖅ (ᐃᓐᓇᓇᔭᖅ)
  - ᐊᐃᕙᓚᕼᐋ ᐅᓪᓚᓛᖅ
  - ᓵᒻ ᐊᕐᓇᕐᔪᐊᖅ

    - ᔪᐊᔾᔨ ᐃᓄᒃᓱᒃ
    - ᔪᐃᔅ ᐊᕐᓇᕐᔪᐊᖅ

ᐅᖃᐅᓯᒃᓴᐃᑦ ᐊᐱᖅᑯᑎᒃᓴᐃᓪᓗ:

ᐅᖃᐅᓯᐅᓚᐅᖅᑐᑦ ᓴᓂᕋᔭᖕᒥᐅᑦ ᐊᖑᓇᓱᒃᑐᓕᕆᔨᒃᑯᖏᓐᓄᑦ ᐃᓚᖃᓚᐅᖅᑐᑦ ᐸᖕᓃᓐᓇᕐᓂᑦ ᐊᖑᓇᓱᖕᓂᕐᒥᑦ, ᑲᑎᓪᓗᒋᑦ ᐊᖑᓇᓱᒃᑕᐅᔪᓐᓇᖅᑐᑦ ᐋᖅᑭᒃᓯᒪᓂᖏᓐᓂᑦ ᓯᐊᒻᒪᒃᑎᖅᑕᐅᕐᓂᖏᓐᓂᓪᓗ ᓄᓇᓕᖕᓄᑦ, ᑲᑎᕐᓱᕐᓯᒪᓂᖏᑦᑕ ᓇᐃᓴᐃᔾᔪᑎᑦ, ᐅᖓᓯᒃᑐᒃᑯᓪᓗ ᖃᐅᔨᓴᕐᓂᕐᒧᑦ ᖁᖓᓯᕈᓯᖅᓯᐅᓂᐅᒃ ᒥᒃᓵᓅᖓᔪᓂᑦ.

ᐊᖑᓇᓱᒃᑐᓕᕆᔨᒃᑯᑦ ᐅᖃᓚᐅᖅᑐᑦ ᐃᓱᒪᒋᔭᖃᕐᓂᖏᓐᓂᑦ ᓇᐃᓴᐃᓂᕐᓂᑦ ᓯᕗᓂᑦᑎᓐᓂᑦ ᐃᓚᓕᐅᔾᔭᐅᓂᖏᓪᓗ ᐃᓄᐃᑦ ᖃᐅᔨᒪᔭᑐᖃᖏᑦ ᓴᓇᒪᓂᖓᓄᑦ, ᐊᐅᑦᑎᓂᕐᒧᑦ ᓯᕗᓂᑦᑎᓐᓂᓪᓗ ᐸᖕᓇᐅᑎᓂᑦ. ᐊᕙᑎᓕᕆᔨᒃᑯᑦ ᑭᒡᒐᖅᑐᐃᔨᖓ ᓇᓗᓇᐃᔭᐃᓚᐅᖅᑐᖅ ᑲᑎᕐᓱᖅᓯᒪᔪᑦ ᓇᐃᓴᐃᔾᔪᑏᑦ ᐃᓚᓕᐅᑎᓯᒪᔪᑦ ᐃᓄᐃᑦ ᖃᐅᔨᒪᔭᑐᖃᖏᑦ ᑖᒃᑯᐊᓗ ᐊᖑᓇᓱᒃᑎᑦ ᐅᔾᔨᕆᕙᒃᑕᖏᓐᓂ: ᑭᑭᑕᐅᓯᒪᙱᑦᑐᑦ ᑕᒪᐃᓐᓄᑦ. ᕿᑭᖅᑖᓗᖕᒥᑦ ᐆᒪᔪᓕᕆᔨᒃᑯᑦ ᑲᑎᒪᔨᖏᑦ ᐅᖃᓚᐅᖅᑐᑦ ᑲᒪᒋᔭᖃᕐᓂᖏᓐᓂᑦ ᓯᐊᒻᒪᒃᑕᐅᕐᓂᖏᓐᓂᑦ ᓂᕕᖓᑖᑦ ᑖᒃᑯᓄᖓ ᖁᓚᓄᑦ ᐊᖑᓇᓱᒃᑐᓕᕆᔨᒃᑯᓐᓄᑦ ᑖᒃᑯᐊᓗ ᓴᓂᕋᔭᒥᐅᑦ ᓂᕕᖓᑖᕈᒪᒃᐸᑕ ᑕᒪᑐᒪᓂ ᐊᕐᕌᒍᒥᑦ ᐊᐱᕆᔭᕆᐊᖃᕐᓂᐊᖅᑐᑦ ᐊᓯᖏᓐᓂᑦ ᐊᖑᓇᓱᒃᑐᓕᕆᔨᒃᑯᖏᓐᓂᑦ ᐅᖃᖃᑎᖃᕐᓗᑎᒃᓗᓐᓃᑦ ᕿᑭᖅᑖᓗᖕᒥᑦ ᐆᒪᔪᓕᕆᔨᒃᑯᑦ ᑲᑎᒪᔨᖏᓐᓂᑦ ᓯᕗᓂᒧᑦ.

ᐅᖃᐅᓯᖃᓚᐅᖅᑐᑦ ᓇᓗᓇᐃᕐᓯᕙᕐᓂᖏᑦ ᐊᖑᓴᓪᓗᖕᓂᑦ ᐊᕐᓇᓪᓗᖕᓂᓪᓗ ᖁᓕᒥᒎᓕᒃᑯᑦ ᐊᑐᕐᐸᕐᓂᖏᓐᓂᓪᓗ ᑲᑎᕐᓱᖅᓯᒪᔪᓂᑦ ᑎᑎᖅᑲᓂᑦ ᖃᐅᔨᓇᓱᒃᓗᑎᒃ ᓄᕐᕋᐅᕐᓂᖏᓐᓂᑦ ᑖᒃᑯᐊᓗ ᐊᖑᓴᓪᓗᐃᑦ ᖃᔅᓯᑦ ᓄᓕᐊᕈᓐᓇᕐᓂᖏᓐᓂᑦ. ᐊᖑᓇᓱᒃᑐᓕᕆᔨᒃᑯᑦ ᓇᓗᓇᐃᖅᓯᓚᐅᖅᑐᑦ ᐊᒥᓱᐊᓗᖕᓂᑦ ᑐᖁᑐᐃᓐᓇᕐᔭᓚᐅᙱᑦᑐᑦ ᐳᒃᑭᑦᑐᔫᒃ ᕿᑭᖅᑕᕈᓗᐊᓂᑦ 2018–ᒥᑦ ᑐᒃᑐᐃᑦ ᕿᑭᖅᑕᒥᑦ ᓅᑦᑐᓐᓇᓚᐅᕐᒪᑕ. ᐊᕙᑎᓕᕆᔨᒃᑯᑦ ᑭᒡᒐᖅᑐᐃᔨᖓ ᖃᐅᔨᑎᑦᑎᓚᐅᖅᑐᑦ ᖃᔅᓯᐅᓚᕐᓂᖏᑦ ᑐᖁᑐᐃᓐᓇᖅᑐᑦ ᑐᒃᑐᑦ ᖃᐅᔨᓴᖅᑕᑦ, ᓯᑯ ᖃᓄᐃᓐᓂᖓᓂᑦ ᑕᐅᕙᙵᑦ ᐅᓇᑕᖅᑐᒃᓴᑦ ᕿᑭᖅᑕᖓᓂᑦ ᕿᑭᖅᑖᓗᖕᒥᓪᓗ, ᑕᑯᓯᒪᙱᑦᑐᑦ ᐃᑲᔪᖅᑐᐃᓂᐊᓇᐊᒃᓴᖅ ᐊᒥᓱᓂᑦ ᐊᐅᓚᓂᐅᔪᓂᑦ ᑭᓯᐊᓂ ᐊᔪᕐᓇᖏᑐᐃᓐᓇᓇᐊᓕᒃ.

ᐊᖑᓇᓱᒃᑐᓕᕆᔨᒃᑯᑦ ᐊᐱᕆᓚᐅᖅᑐᑦ ᐊᐅᓚᓂᐅᕙᒃᑐᑦ ᑐᒃᑐᑦ ᐃᓗᐃᓪᓕᖕᒥᑦ ᓄᑕᐅᙱᑦᑐᓪᓗ ᑐᓴᐅᒪᔭᒃᓴᑦ ᑐᓂᔭᐅᓚᐅᖅᐳᑦ ᕿᑭᖅᑖᓗᖕᒥ ᐃᒪᕐᒥᐅᑕᓕᕆᔨᒃᑯᑦ ᑲᑎᒪᔨᖏᓐᓄᑦ. ᒪᐃᒃ ᑰᖑᓴᓐ ᐅᖃᓚᐅᖅᑐᑦ 1982–ᒥᑦ ᓇᐃᓴᐃᓚᐅᕐᓯᒪᓂᖏᓐᓂᑦ ᔫᓂᒥᑦ ᐱᖓᓐᓇᖓᓂᑦ ᓴᓂᕋᔭᐅᑉ ᐅᔾᔨᕆᓚᐅᖅᑐᑦᓗ ᓄᕐᕋᐅᖅᑐᓂᑦ.

ᐊᖑᓇᓱᒃᑐᓕᕆᔨᒃᑯᑦ ᑐᓴᒃᑲᓐᓂᕈᒪᓚᐅᖅᑐᑦ ᖃᓄᖅ ᑕᒪᒃᑯᐊ ᐅᖓᓯᒃᑐᒥᑦ ᖃᐅᔨᓴᕈᑎᑦ ᖁᖓᓯᕈᐃᑦ ᐊᑐᓲᖑᒻᒪᖔᖏᓐᓂᑦ ᓇᓕᐊᖕᓄᓪᓗ ᐊᑐᕐᑕᐅᒻᒪᖔᖏᓐᓂᑦ. ᐊᕙᑎᓕᕆᔨᒃᑯᑦ ᑭᒡᒐᖅᑐᐃᔨᖓᑦ ᖃᐅᔨᑎᑦᑎᑕᐅᓚᐅᖅᐳᖅ ᖃᓄᖅ ᑕᒪᒃᑯᐊ ᐅᖓᓯᒃᑐᒥᑦ ᖃᐅᔨᓴᕈᑎᑦ ᖁᖓᓯᕈᓯᖅᓯᒪᐃᓂᕐᒧᑦ ᐱᓕᕆᐊᕙᒍᒍᒪᓕᕐᓗᒋᑦ ᑭᕙᓪᓕᕐᒥᑦ ᐃᓚᐅᑦᑐᑎᒃ ᓯᓚᒥᑦ ᐱᓕᕆᐊᖅᕙᒃᓴᑦ ᐊᖑᓇᓱᒃᑐᓕᕆᔨᒃᑯᓪᓗ ᐃᓚᐅᓂᖏᓐᓂᑦ. ᐃᓕᒫᑐᑕᐅᓚᐅᖅᑐᑦ ᐊᖑᓇᓱᒃᑐᓕᕆᔨᒃᑯᓐᓂᑦ ᖁᖓᓯᕈᓯᖅᓯᐃᓂᕐᒧᑦ ᐊᑐᕐᑕᐅᙱᓐᓂᑦ ᓇᓄᓇᕐᓄᑦ ᑐᑦᑐᔅᓱᑦᑕᐅᙱᓐᓂᓪᓗ ᑭᓯᐊᓂ ᐊᖑᓇᓱᒃᑐᓕᕆᔨᒃᑯᑦ ᖃᐅᔨᑎᑦᑎᑕᐅᓚᐅᖅᑐᑦ ᐆᒪᔪᓕᕆᔨᒃᑯᑦ ᑖᒃᑯᐊ ᐃᓕᒫᑐᑕᐅᔪᑦ

ᓄᑖᙳᓕᖅᑐᓄᑦ ᒥᒃᓴᕚᑦᓕᕐᑕᐅᓯᒪᓕᖅᐳᑦ ᐅᕿᒃᓴᕚᑦᓕᖅᑎᑕᐅᓪᓗᑎᒡᓗ ᖁᖓᓯᕈᐃᑦ ᑲᑕᑐᐃᓐᓇᖅᐸᖕᓂᖏᓪᓗ ᓱᓕ ᐊᑐᑦᑎᐊᖅᑐᑦ ᐊᑕᐅᓯᐊᑐᐃᓐᓇᕐᓗᑎᒡᓗ ᑐᒃᑐᓕᕆᔪᓐᓇᖅᓗᑎᒃ. ᐊᙳᓇᓱᒃᑐᓕᕆᔨᒃᑯᑦ ᐃᓱᒫᓘᑎᖃᓚᐅᖅᑐᑦ ᑐᒃᑐᐃᑦ ᖁᖓᓯᕈᓕᖅᑕᐅᓚᐅᖅᑐᓂᑦ 2008-2011 ᑖᒃᑯᐊ ᖁᖓᓯᕈᖓ ᐃᓕᑦᑎᐊᕐᓯᒪᙱᕐᓗᓂ ᓱᕈᕈᑕᐅᓚᐅᖅᑐᖅ ᐆᒪᔪᖕᒧᑦ. ᓄᓇᕗᑦ ᒐᕙᒪᒃᑯᖏᑦ ᑭᐅᓚᐅᖅᑐᑦ ᑕᐃᒪᐃᓚᐅᖕᓂᕋᐃᑦᑐᓂ ᐃᓕᑦᑎᐊᕐᑕᐅᓯᒪᙱᓐᓂᒃᑯᐊᓄᑦ ᑖᓐᓇᓗᑦ ᐊᑐᕐᑕᐅᕙᒃᑐᑦ ᐱᓕᒻᒪᒃᓴᐃᓂᖕᓂᑦ ᖁᖓᓯᕈᓕᖅᓯᐃᓂᖑᑦ. ᕿᑭᖅᑖᓗᖕᒥᑦ ᐆᒪᔪᓕᕆᔩᑦ ᑲᑎᒪᔨᖏᑦ ᓄᑐᓇᐃᕐᓯᓚᐅᕐᑐᑦ ᐃᓛᒃᑰᕐᓗᑎᒃ ᑲᑎᒪᖃᑎᖃᕈᒪᓪᓗᑎᒃ ᐊᙳᓇᓱᒃᑐᓕᕆᔨᒃᑯᓐᓂᑦ ᑐᓴᕐᓯᐊᓂᒃᐸᑕ ᐊᕐᓇᓪᓗᒃᑲᓐᓂᑦ ᐊᙳᓇᓱᖃᑦᑕᙱᓐᓂᐅᑉ ᓯᕗᓂᐊᓂᓪᓗ ᓂᕕᖓᑖᑦ ᓯᐊᒻᒪᒃᑕᐅᕙᖕᓂᖏᑦᑕ ᒥᒃᓵᓄᑦ.

ᐊᙳᓇᓱᒃᑐᓕᕆᔨᒃᑯᑦ ᐅᖃᓚᐅᖅᑐᑦ ᐅᖃᖃᑎᖃᕈᒪᓪᓗᑎᒃ ᐊᐅᓚᑦᑎᓂᕐᒧᑦ ᐸᕐᓇᐅᑎᒥᑦ ᐃᓗᐊᓐᓂᑦ ᑲᑎᒪᔩᑦ ᑲᑎᒪᓕᕐᐸᑕ. ᐅᖃᐅᓯᒃᓴᖃᓚᐅᙱᑦᑐᑦ ᑎᑎᕋᖅᑕᐅᒋᐊᖃᕐᓯᒪᔪᓕᒫᑉ ᐊᐅᓚᑦᑎᓂᕐᒧᑦ ᐸᕐᓇᐅᑎᒥᑦ ᑐᓴᕐᓯᒃᑎᑦᑐᒥᑦ.

3.7 ᐃᒡᓗᓕᒃ

ᐅᓪᓗᖓ: ᔭᓄᐊᕆ 16, 2019

ᑭᒡᒐᖅᑐᖅᑎᑦ:

- ᓄᓇᕗᑦ ᒐᕙᒪᒃᑯᖏᓐᓂᑦ–ᐊᕙᑎᓕᕆᔨᒃᑯᑦ, ᕿᑭᖅᑖᓗᖕᒥᑦ ᓂᕐᔪᑎᓂᒃ ᖃᐅᔨᓴᖅᑎ: ᔫᓐ ᓇᖕᑰᔅ
- ᓄᓇᕗᑦ ᒐᕙᒪᒃᑯᖏᓐᓂᑦ–ᐊᕙᑎᓕᕆᔨᒃᑯᑦ, ᕿᑭᖅᑖᓗᖕᒥᑦ ᓂᕐᔪᑎᓂᒃ ᖃᐅᔨᓴᖅᑎ: ᒥᔅ ᑳᒻᐳ
- ᓄᓇᕗᑦ ᒐᕙᒪᒃᑯᖏᑦ-ᐊᕙᑎᓕᕆᔨᒃᑯᑦ, ᕿᑭᖅᑖᓗᑉ ᐅᐊᖕᓇᖓᓄᑦ ᐊᐅᓚᑦᑎᔨ ᓱᑳᑦ ᔮᓐᓴ
- ᓄᓇᕗᑦ ᑐᙵᕕᒃᑯᑦ, ᐃᖅᑲᓇᐃᔭᖅᑐᓕᕆᓂᕐᒧᑦ ᐊᐅᓚᑦᑎᓂᕐᒧᑦ ᐅᖃᐅᔾᔪᐃᔨ; ᓯᐅᕈᑦ ᕘᐃᔅ
- ᓄᓇᕗᒻᒥ ᐅᒪᔪᓕᕆᔾᔪᐊᒃᑯᑦ ᑲᑎᒪᔨᖏᑦ, ᐆᒪᔪᓂᒃ ᖃᐅᔨᓴᖅᑎ ᑲᐃᐅᑦ ᓇᑦᓯ
- ᕿᑭᖅᑕᓂ ᐆᒪᔪᓕᕆᔨᒃᑯᑦ ᑲᑎᒪᔨᖏᑦ, ᐆᒪᔪᓕᕆᓂᕐᒧᑦ ᐅᖃᐅᔾᔪᐃᔨ: ᒪᐃᑯᓪ ᕘᙳᓴ
- ᑐᓵᔾ, ᑕᐃᑑᓯ ᐊᕐᓇᑲᓪᓚᒃ
- ᕿᑭᖅᑕᓂ ᐃᓄᐃᑦ ᑲᑐᔾᔨᖃᑎᒌᖏᑦ, ᓴᕐᓕ ᐃᓄᐊᕋ
- ᐃᒡᓗᓕᖕᒥᑦ ᐊᙳᓇᓱᒃᑐᓕᕆᔨᒃᑯᑦ ᑲᑎᒪᔨᖏᑦ
  - ᓴᐃᒨᓂ ᐃᓯᒐᐃᑦᑐᖅ
  - ᖏᑎᐅᓂ ᑕᖃᐅᒐᖅ
  - ᓇᑕᓕᓅ ᐱᐅᒑᑦᑐᖅ
  - ᑖᓐᓂᐊᓕ ᐊᑭᑦᑎᖅ
  - ᒥᓴᓐ ᐊᒫᖅ
  - ᑕᐃᕕᑎ ᐊᕿᐊᕈᖅ
  - ᐃᑦᕗᑦ ᐊᑕᒍᑦᑖᓗᒃ
  - ᔫᑯᐱ ᒪᓕᑭ

ᐅᖃᐅᓯᒃᓴᐃᑦ ᐊᐱᖅᑯᑎᒃᓴᐃᓪᓗ:

ᐅᖃᐅᓯᖃᓚᐅᖅᑐᑦ ᐃᒡᓗᓕᖕᒥᑦ ᐊᖑᓇᓱᒃᑐᓕᕆᔨᒃᑯᖕᒋᓐᓂᑦ ᐃᓚᖃᓚᐅᖅᑐᑦ ᑐᖁᕋᕋᓱᒋᔭᑦ ᐳᒃᑭᑦᑑᔭᒃ ᕿᑭᖅᑕᖓᓂᑦ, ᐊᖑᓇᓱᒃᑐᓕᕆᔨᒃᑯᑦ ᐃᓚᐅᕙᖕᓂᖕᒥᑦ ᓇᐃᓴᐃᑎᓪᓗᒋᑦ, ᐅᖓᓯᒃᑐᒃᑯᑦ ᖃᐅᔨᓴᕈᑎᑦ ᖁᖓᓯᕈᖅᓯᐃᓂᖓᑦ ᕿᑭᖅᑖᓗᖕᒥᑦ, ᑖᒃᑯᐊᓗ ᐃᓚᓕᐅᔾᔭᐅᓯᒪᓂᖕᒥᑦ ᐃᓄᐃᑦ ᖃᐅᔨᒪᔭᑐᖃᖕᒋᑦ ᓇᐃᓴᐃᔾᔪᑎᓂᑦ.

ᐊᖑᓇᓱᒃᑐᓕᕆᔨᒃᑯᑦ ᐃᓱᒪᒋᔭᖃᓚᐅᖅᑐᑦ 2018–ᒥᑦ ᑲᑎᖅᓱᖅᓯᒪᔪᑦ ᓇᐃᓴᐃᔾᔪᑎᑦ ᐳᒃᑭᑦᑑᔭᒃ ᕿᑭᖅᑕᖓᓂᑦ ᑐᖁᖓᓚᐅᖅᑐᑦ, ᓴᓪᓘᓪᓗᑎᒃ, ᓴᙱᑦᑐᑯᓗᖕᓂᓪᓗ ᑐᒃᑐᓂᑦ ᐅᔾᔨᕈᓱᓚᐅᖅᑐᑦ. ᐃᓚᐅᔪᓕᒫᑦ ᐊᖏᓚᐅᖅᑐᑦ ᓯᕗᓂᑦᑎᓐᓂᑦ, ᐊᔪᕐᓇᙱᒃᑳᖓᑦ, ᖃᐅᔨᓴᖅᑕᐅᕙᒡᓗᑎᒃ ᐊᒥᓱᐊᓂᑦ ᑐᖁᔪᓂᑦ ᖃᐅᔨᔪᖃᖅᑲᖓᑦ. ᐊᖑᓇᓱᒃᑐᓕᕆᔨᒃᑯᑦ ᐃᓚᐅᖃᑦᑕᕈᒪᔪᑦ ᓇᐃᓴᐃᓂᖓᓂᑦ ᐊᔪᕐᓇᙱᒃᑳᖓᑦ ᐃᓚᒋᐊᖅᓗᒋᓪᓗ ᐃᓄᐃᑦ ᐃᓚᐅᖃᑦᑕᖅᑐᑦ ᐊᕙᑎᓕᕆᔨᒃᑯᑦ ᓇᐃᓴᐃᓕᖅᑲᖓᒥᒃ ᓯᓚᒥᑦ ᐸᖕᓇᐃᓕᖅᑲᖓᒥᒡᓗ.

ᐊᓯᖏᑎᑐᑦ ᑲᑎᒪᓂᖅᑎᑐᑦ ᐅᖃᐅᓯᖃᓚᐅᖅᑐᑦ ᐊᒥᓱᑦ ᐊᒪᖅᑯᑦ ᑕᑯᔭᐅᓯᒪᓂᖕᒋᓐᓂᑦ ᓇᐃᓴᐃᑎᓪᓗᒋᑦ 2014–ᒥᓂᓂᑦ. ᐊᕙᑎᓕᕆᔨᒃᑯᑦ ᖃᐅᔨᑎᑦᑎᓚᐅᖅᑐᑦ ᑕᒪᑐᒪ ᒥᒃᓵᓄᑦ ᐅᖃᐅᓚᓇᓪᓗᑎᒡᓗ ᖃᔅᓯᐊᖅᔪᐃᑦ ᐊᒪᕈᐃᑦ ᑕᑯᔭᐅᓯᒪᓕᖕᓂᖕᒋᓐᓂᑦ 2012–ᒥᓂᓂᑦ ᒫᓐᓇᐅᔪᖅᓗ ᐊᒪᕈᐃᑦ ᐊᒃᑐᐃᓂᖃᓗᐊᙱᑦᑐᑦ ᑐᒃᑐᓂᑦ ᕿᑭᖅᑖᓗᖕᒥᑦ.

ᐅᖃᐅᓯᐅᓚᐅᖅᑎᓪᓗᒍ ᑭᕙᓪᓕᖕᒥᑦ ᑐᒃᑐᐃᑦ ᖃᐅᔨᓴᖅᑕᐅᓂᖕᒋᓐᓂᑦ, ᐅᖃᐅᓯᖃᓚᐅᖅᑐᑦ ᐱᓕᕆᐊᖑᕙᖕᓂᖕᒥᑦ ᖁᖓᓯᕈᓕᖅᓱᖕᓂᖕᓂᑦ ᕿᑭᖅᑕᓗᖕᒥᑦ. ᐊᖑᓇᓱᒃᑐᓕᕆᔨᒃᑯᑦ ᑐᓴᕈᒪᓚᐅᖅᑐᑦ ᖁᖓᓯᕈᓕᖅᓱᐃᓃᑦ ᖃᓄᐃᓕᐅᕈᑕᐅᔪᓐᓇᖕᓂᖕᒋᓐᓂᑦ ᑭᓱᐊᓂᓕ ᑲᔪᓯᔪᒪᓂᖅᑲᓗᐊᖅᑰᔨᓚᐅᙱᑦᑐᑦ ᐊᖏᓂᖕᒋᓐᓂᑦ ᖁᖓᓯᕈᓂᑦ ᑕᒃᑲᑕ ᓴᖅᑭᑕᐅᑎᓪᓗᒋᑦ. ᓄᓇᕗᑦ ᒐᕙᒪᒃᑯᖕᒥᑦ ᓇᓗᓇᐃᖅᓯᓚᐅᖅᑐᑦ ᑖᒃᑯᐊ ᖁᖓᓯᕈᐃᑦ ᓴᖅᑭᔭᖅᑎᑕᐅᓚᐅᖅᑐᑦ ᓄᑕᐅᙱᓐᓂᓴᐅᖕᒪᑕᒎᑦ ᖃᖓᑕᓲᒃᑰᖅᑎᑕᐅᔪᓐᓇᙱᓐᓂᖕᒋᓐᓂᓪᓗ ᓇᒃᓴᕈᓐᓇᓚᐅᙱᓚᑦ ᑲᑎᒪᔪᓄᑦ. ᕿᑭᖅᑖᓗᖕᒥᑦ ᐆᒪᔪᓕᕆᔨᒃᑯᑦ ᑲᑎᒪᔨᖕᒥᑦ, ᒪᐃᒃ ᕝᕙᙳᓴᑦ, ᐅᖃᓚᐅᖅᑐᑦ ᑕᒪᒃᑯᐊ ᐱᙳᐊᑦ ᖁᖓᓯᕈᑦ ᓴᖅᑮᔭᕈᑕᐅᔪᓐᓇᖅᑐᐃᓐᓇᕆᐊᖏᑦ ᐊᖏᓂᖕᒋᓐᓂᑦ ᐅᖁᒪᐃᓐᓂᖕᒋᓐᓂᓪᓗ ᖃᐅᔨᑎᑦᑎᓂᐊᖅᓱᒍᑎᒃ ᐊᖑᓇᓱᒃᑐᓕᕆᔨᒃᑯᓐᓂᑦ ᐊᑲᐃᓪᓕᐅᑕᐅᔪᓪᓗ ᐊᖅᑯᑎᓄᑦ ᖃᐅᔨᒪᔭᐅᒻᒪᓇᒃᓱᒍᑎᒃ ᓄᐊᐅᐱᒥᑦ. ᓄᓇᕗᑦ ᒐᕙᒪᒃᑯᖕᒥᑦ ᐅᖃᓚᐅᖅᑐᑦ ᑕᒪᒃᑯᐊ ᒥᒃᓵᓅᖓᔪᑦ ᖁᖓᓯᕈᓕᖅᑐᐃᓂᖕᒋᑦ ᐱᓕᕆᐊᑦ ᐊᓃᑎᖅᑲᖅᓯᔪᑦ ᐊᖑᓇᓱᒃᑐᓕᕆᔨᒃᑯᓐᓄᑦ ᐃᓚᓕᐅᑎᓗᓂᔾᔪᒃ ᐃᓄᐃᑦ ᖃᐅᔨᒪᔭᑐᖃᖕᒋᑦ ᐊᑐᕐᓗᓂᔾᔪᒃ ᓄᓇᓂᑦ ᐅᖃᐅᓯᖃᕐᕕᖕᒥᒃ.

ᐊᕙᑎᓕᕆᔨᒃᑯᑦ ᐅᖃᐅᓯᖃᓕᓚᐅᕋᑦ ᐱᕚᖅᑯᒨᖕᒋᑦᑐᖅ ᐊᕐᓇᓪᓗᒃᑲᖅᐸᒃᑐᓄᑦ.

ᐊᖑᓇᓱᒃᑐᓕᕆᔨᒃᑯᑦ ᐅᖃᓚᐅᖅᑐᑦ ᐅᖃᖃᑎᖃᕈᒪᓪᓗᑎᒃ ᐊᐅᓚᑦᑎᓂᖓᓄᑦ ᐸᓐᓇᐅᑎᒥᑦ ᐃᓗᐊᓐᓂᑦ ᑲᑎᒪᔾᔪᑦ ᑲᑎᒪᓕᖅᐸᑕ. ᐅᖃᐅᓯᒃᓴᖃᓚᐅᙱᑦᑐᑦ ᑎᑎᕋᖅᑕᐅᒋᐊᖕᖓᖅᓯᒪᔫᑉ ᐊᐅᓚᑦᑎᓂᖓᓄᑦ ᐸᓐᓇᐅᑎᒥᑦ ᑐᓴᕋᒃᑎᑦᑐᑦ.

3.8 ᐃᒃᐱᐊᕐᔪᒃ

ᐅᓪᓗᖓ: ᔭᓄᐊᕆ 17, 2019

ᑭᒡᒐᖅᑐᖅᑎᑦ:

- ᓄᓇᕗᑦ ᒐᕙᒪᒃᑯᖕᒋᓐᓂᑦ–ᐊᕙᑎᓕᕆᔨᒃᑯᑦ, ᕿᑭᖅᑖᓗᖕᒥᑦ ᓂᕐᔪᑎᓂᒃ ᖃᐅᔨᓴᖅᑎ: ᔫᓐ ᓇᖕᑏᔅ

- ᓄᓇᕗᑦ ᒐᕙᒪᒃᑯᖏᓐᓂᑦ–ᐊᕙᑎᓕᕆᔨᒃᑯᑦ, ᕿᑭᖅᑖᓗᖕᒥᑦ ᓂᕐᔪᑎᓂᒃ ᖃᐅᔨᓴᖅᑎ: ᒥᑦᔅ ᑳᒻᐳ
- ᓄᓇᕗᑦ ᒐᕙᒪᒃᑯᖏᑦ-ᐊᕙᑎᓕᕆᔨᒃᑯᑦ, ᕿᑭᖅᑖᓘᑉ ᐅᐊᖕᓇᖓᓄᑦ ᐊᐅᓚᑦᑎᔨ ᓯᑳᑦ ᔮᓐᓴᓐ
- ᓄᓇᕗᑦ ᒐᕙᒪᒃᑯᖏᑦ- ᐊᕙᑎᓕᕆᔨᒃᑯᑦ, ᐆᒪᔪᓕᕆᔨ; ᒫᑎᐅ ᐊᑭᑯᓗᒃ
- ᓄᓇᕗᑦ ᑐᙵᕕᒃᑯᑦ, ᐃᖅᑲᓇᐃᔭᖅᑐᓕᕆᓂᖕᒧᑦ ᐊᐅᓚᑦᑎᓂᖕᒧᑦ ᐅᖃᐅᔾᔪᐃᔨ; ᓯᐅᕈᓪ ᕗᐃᓪᔅ
- ᓄᓇᕗᒻᒥ ᐅᒪᔪᓕᕆᔨᕐᔪᐊᒃᑯᑦ ᑲᑎᒪᔨᖏᑦ, ᐆᒪᔪᓂᒃ ᖃᐅᔨᓴᖅᑎ ᑲᐃᐅᓪ ᕆᑦᓯ
- ᕿᑭᖅᑕᓂ ᐆᒪᔪᓕᕆᔨᒃᑯᑦ ᑲᑎᒪᔨᖏᑦ, ᐆᒪᔪᓕᕆᓂᕐᒧᑦ ᐅᖃᐅᔾᔪᐃᔨ: ᒪᐃᑯᓪ ᕘᖑᓴᓐ
- ᑐᓵᔨ, ᑕᐃᑑᓯ ᐊᕐᓇᑲᓪᓚᒃ
- ᐃᑲᔪᖅᑏᑦ ᐊᖑᓇᓱᒃᑐᓕᕆᔨᒃᑯᑦ ᑲᑎᒪᔨᖏᑦ
  - ᕚᓗᓇ ᖃᐅᓐᓇᖅ
  - ᔪᐃᓕ ᖃᒪᓂᖅ
  - ᑯᓐᓇ ᐃᓄᒍ
  - ᕉᓚᓐ ᑕᖅᑐ
  - ᐹᓪ ᐃᔾᔭᖏᐊᖅ
  - ᔫᓇ ᐆᔪᑯᓗᒃ
  - ᓴᓂᕗ ᐸᐅᓗᓯ

ᐅᖃᐅᓯᒃᓴᐃᑦ ᐊᐱᖅᑯᑎᒃᓴᐃᓪᓗ:

ᐅᖃᐅᓯᖃᓚᐅᖅᑐᑦ ᐃᑲᔪᕐᑏᑦ ᐊᖑᓇᓱᒃᑐᓕᕆᔨᒃᑯᖏᓐᓂᑦ ᐃᓚᖃᓚᐅᖅᑐᑦ ᓇᐃᓴᐃᖅᑕᐅᕙᒃᑐᓂᑦ, ᐊᖑᓴᓪᓗᑐᐊᓂᑦ ᐊᖑᓇᓱᖕᓂᖕᓂᑦ, ᐊᖑᓇᓱᒃᑐᓕᕆᔨᒃᑯᑦ ᐃᓚᐅᕙᖕᓂᖏᑦ ᓇᐃᓴᐃᑎᓪᓗᒋᑦ, ᐅᖓᓯᒃᑐᒃᑯᑦ ᖃᐅᔨᓴᖕᓂᖕᒧᑦ ᖁᖓᓯᕈᓕᖅᓱᐃᓂᖕᓂᑦ ᕿᑭᖅᑖᓗᖕᒥᑦ, ᐃᓚᓕᐅᑎᓯᒪᓂᖏᓪᓗ ᐃᓄᐃᑦ ᖃᐅᔨᒪᔭᑐᖃᖏᑦ ᖃᐅᔨᓴᖕᓂᖕᓂᑦ.

ᐊᖑᓇᓱᒃᑐᓕᕆᔨᒃᑯᑦ ᐃᓚᐅᔪᒪᓚᐅᖅᑐᑦ ᑭᖑᓪᓕᖕᒥᑦ ᓇᐃᓴᐃᓂᖕᓂᑦ ᓯᓚᒥᑦ ᐸᖕᓇᐃᓂᖕᓂᓪᓗ. ᐅᖃᐅᓯᖃᓚᐅᖅᑐᑦ ᓯᓚᒥᑦ ᐱᓕᕆᐊᖑᕙᒃᑐᓂᑦ ᖃᓄᕐᓗ ᐊᕙᑎᓕᕆᔨᒃᑯᑦ ᖃᓄᐃᓕᐅᖅᐸᖕᒪᖔᖕᒥᑦ ᓯᓚ ᖃᓄᐃᓕᖐᖅᓴᖕᓂᑦ ᐊᐅᓚᐅᑎᕐᓗᑲᑕᓕᖐᖅᓴᖕᓂᒥᓪᓗ ᖃᓄᕐᓗ ᑕᒪᒃᑯᐊ ᐊᒃᑐᐃᕙᖕᒪᖔᖕᒋᓐᓂᑦ ᖃᐅᔨᓴᖕᓂᖏᓂᑦ. ᐅᖃᐅᓯᖃᖅᑐᒪᓇᐅᓚᐅᖅᑐᑦ ᐊᕐᓇᕐᓗᒃᑲᓂᑦ ᐊᖑᓇᓱᖕᓂᖕᓂᑦ ᐊᖑᓇᓱᒃᑐᓕᕆᔨᒃᑯᑦ ᐱᓕᕆᐊᖑᕙᖕᓂᖏᓐᓂᑦ ᓄᓇᕗᑦ ᒐᕙᒪᒃᑯᖏᓐᓄᑦ, ᕿᑭᖅᑖᓗᖕᒥᑦ ᐆᒪᔪᓕᕆᔨᒃᑯᑦ ᑲᑎᒪᔨᖏᑦ, ᓄᓇᕗᒻᒥᓪᓗ ᐆᒪᔪᓕᕆᔨᕐᔪᐊᒃᑯᑦ ᑲᑎᒪᔨᖏᓐᓂᑦ ᐊᖏᕿᐊᕆᓂᐊᕐᓗᑎᒃ ᐱᔭᐅᔪᓐᓇᖅᑐᓂᑦ ᐲᖅᓯᓗᑎᒡᓗ ᐊᔪᖅᑎᑕᐅᓂᖕᒥᑦ ᐊᕐᓇᕐᓗᒃᑲᕐᓯᖕᓂᖕᓂᑦ.

ᐊᖑᓇᓱᒃᑐᓕᕆᔨᒃᑯᑦ ᐃᓱᒪᒋᔭᖃᓚᐅᖅᑐᑦ ᐅᖓᓯᒃᑐᒃᑯᑦ ᖃᐅᔨᓴᖕᓂᖕᒧᑦ ᖁᖓᓯᕈᓕᖅᓱᐃᓂᖕᓂᑦ ᖃᓄᐃᑉᐸᓪᓕᐊᓂᖏᓐᓄᑦ ᓄᑑᔭᓂᑦ ᐅᔭᕋᖕᓂᐊᕙᐊᓂᑦ ᑐᒃᑐᓄᑦ ᕿᑭᖅᑖᓘᑉ ᐅᐊᖕᓇᖓᓂᑦ. [illegible] ᐊᖑᓇᓱᒃᑐᓕᕆᔨᒃᑯᑦ [illegible] ᒪᓕᒃᓗᑎᒃ ᑐᒃᑐᑦ [illegible]. ᐊᕙᑎᓕᕆᔨᒃᑯᑦ [illegible] ᑖᒃᑯᓂᖓ ᐊᖑᓇᓱᒃᑐᓕᕆᔨᒃᑯᑦ [illegible] ᑕᑯᒍᑎᑦ ᑐᒃᑐᑦ ᒪᓕᒃᑐᓂᑦ, [illegible] ᐃᓱᐊᓃᑦᑐᓂᑦ, [illegible] ᖃᔭᔪᐊᖅᑎᓪᓗᒍ [illegible],

ᐅᕐᑲᐅᓯᕆᓗᒍᓗ ᓄᓇᕗᑦ ᒐᕙᒪᒃᑯᖏᓐᓂᑦ. ᐊᖑᓇᓱᒃᑐᓕᕆᔨᒃᑯᑦ ᐅᕐᑲᐅᓯᕐᑳᕈᒪᔪᑦ ᕐᑯᖑᓯᕈᓕᖅᑐᐃᓂᖕᒥᑦ ᑭᖑᓪᓕᖕᒥᑦ ᑲᑎᒪᔨᖏᑦ ᑲᑎᒪᓕᖅᐸᑕ.

ᐅᕐᑲᐅᓯᒃᓴᕐᑲᓚᐅᙱᑦᑐᑦ ᑎᑎᕋᖅᑕᐅᒋᐊᕐᖑᖅᓯᒪᔫᑉ ᐊᐅᓚᑦᑎᓂᖕᒧᑦ ᐸᖕᓇᐅᑎᒥᑦ ᑐᓴᕋᒃᑎᓪᓗᒋᑦ. ᐊᖑᓇᓱᒃᑐᓕᕆᔨᒃᑯᑦ ᐅᕐᑲᓚᐅᖅᑐᑦ ᐅᕐᑲᕐᑲᑎᕐᑲᕈᒪᓪᓗᑎᒃ ᐊᐅᓚᑦᑎᓂᖕᒧᑦ ᐸᖕᓇᐅᑎᒥᑦ ᐃᓗᐊᓐᓂᑦ ᑲᑎᒪᔨᑦ ᑲᑎᒪᓕᕐᐸᑕ.

3.9 ᒥᑦᑎᒪᑕᓕᒃ

ᐅᓪᓗᖓ: ᔭᓄᐊᕆ 18, 2019

ᑭᒡᒐᖅᑐᖅᑎᑦ:

- ᓄᓇᕗᑦ ᒐᕙᒪᒃᑯᖏᓐᓂᑦ–ᐊᕙᑎᓕᕆᔨᒃᑯᑦ, ᕿᑭᖅᑖᓗᖕᒥᑦ ᓂᕐᔪᑎᓂᒃ ᖃᐅᔨᓴᖅᑎ: ᔫᓐ ᕆᖕᕉᔅ
- ᓄᓇᕗᑦ ᒐᕙᒪᒃᑯᖏᓐᓂᑦ–ᐊᕙᑎᓕᕆᔨᒃᑯᑦ, ᕿᑭᖅᑖᓗᖕᒥᑦ ᓂᕐᔪᑎᓂᒃ ᖃᐅᔨᓴᖅᑎ: ᒥᑦᔅ ᑳᒻᐳ
- ᓄᓇᕗᑦ ᒐᕙᒪᒃᑯᖏᑦ-ᐊᕙᑎᓕᕆᔨᒃᑯᑦ, ᕿᑭᖅᑖᓘᑉ ᐅᐊᖕᓇᖓᓄᑦ ᐊᐅᓚᑦᑎᔨ ᓯᑳᑦ ᔫᓐᓴᓐ
- ᓄᓇᕗᑦ ᑐᙵᕕᒃᑯᑦ, ᐃᖅᑲᓇᐃᔭᖅᑐᓕᕆᓂᖕᒧᑦ ᐊᐅᓚᑦᑎᓂᖕᒧᑦ ᐅᕐᑲᐅᔾᔪᐃᔨ; ᓯᐅᕈᓪ ᕗᐃᓪᔅ
- ᓄᓇᕗᒻᒥ ᐅᒪᔪᓕᕆᕐᔪᐊᒃᑯᑦ ᑲᑎᒪᔨᖏᑦ, ᐆᒪᔪᓂᒃ ᖃᐅᔨᓴᖅᑎ ᑲᐃᐅᓪ ᕆᑦᓯ
- ᕿᑭᖅᑕᓂ ᐆᒪᔪᓕᕆᔨᒃᑯᑦ ᑲᑎᒪᔨᖏᑦ, ᐆᒪᔪᓕᕆᓂᕐᒧᑦ ᐅᕐᑲᐅᔾᔪᐃᔨ: ᒪᐃᑯᓪ ᕘᖑᓴᓐ
- ᑐᓵᔩ, ᐊᐃᕝᕙᓚᕼᐋ ᑯᓪᓗ
- ᒥᑦᑎᒪᑕᓕᖕᒥᑦ ᐊᖑᓇᓱᒃᑐᓕᕆᔨᒃᑯᑦ ᑲᑎᒪᔨᖏᑦ
    - ᐊᐃᒥ ᕿᓕᖅᑎ
    - ᑕᐃᕕᑎ ᖃᒪᓂᖅ
    - ᐃᓚᐃᔾᔭ ᓇᓱᒃ
    - ᐃᐅᓇᒃ ᐆᑦᑐᕙ
    - ᑖᓂᐊᓚ ᕐᑯᐊᓴ
    - ᐸᓄᐃᓚ ᐃᓄᐊᕋ
    - ᐃᓅᑭ ᐃᓄᐊᕋᖅ

ᐅᕐᑲᐅᓯᒃᓴᐃᑦ ᐊᐱᖅᑯᑎᒃᓴᐃᓪᓗ:

ᐅᕐᑲᐅᓯᕐᑲᓚᐅᖅᑐᑦ ᒥᑦᑎᒪᑕᓕᒃ ᐊᖑᓇᓱᒃᑐᓕᕆᔨᒃᑯᖏᓐᓂ ᐃᓚᕐᑲᓚᐅᖅᑐᑦ ᓇᐃᓴᐃᔨᐅᕐᑲᑕᐅᕙᒃᑐᓂᑦ, ᐅᖓᓯᒃᑐᒃᑯᑦ ᖃᐅᔨᓴᖕᓂᖕᒧᑦ ᕐᑯᖑᓯᕈᓕᖅᓯᐃᓂᖕᓂᑦ ᕿᑭᖅᑖᓘᑉ ᐅᐊᖕᓇᖓᓂᑦ, ᐊᒃᑐᐃᓂᕆᔭᓪᓗ ᓄᓘᔭᓂᑦ ᐱᓕᕆᐊᓄᑦ.

ᐊᖑᓇᓱᒃᑐᓕᕆᔨᒃᑯᑦ ᐃᓱᒫᓘᑎᕐᑲᓚᐅᖅᑐᑦ ᐊᔪᙱᒃᑲᓗᐊᕆᐊᒃᓴᖏᓐᓂᑦ ᐃᑲᔪᖅᑎᓂᑦ 2018–ᖑᑎᓪᓗᒍ ᑯᑦᑕᖓᓂᖏᓂᓪᓗ ᐊᖑᓇᓱᖕᓂᖕᓂᑦ ᑐᒃᑐᓂᓪᓘᓐᓃᑦ ᓇᓗᓇᐃᕐᔭᓂᖕᓂᑦ. ᐃᓚᐅᔪᑦ ᐅᕐᑲᐅᓯᕐᑲᓚᐅᖅᑐᑦ ᐳᖅᑐᓂᖏᓐᓂᑦ ᐊᔾᔨᒌᙱᑦᑐᓪᓗ ᐱᓕᕆᔾᔪᓯᖕᓂᑦ ᓇᓗᓇᐃᕐᓯᑦᑎᐊᕐᑲᑦᑕᕐᑯᑦᑐᒥᑦ ᐊᖑᓯᑦᑐᖕᓂᑦ ᐊᕐᓇᑦᑐᒃᑲᖕᓂᑦ ᑲᑎᕐᓱᐃᑕᕐᖓᒥᒃ ᓇᓗᓇᐃᔾᔪᑎᕕᖕᓂᑦ.

ᐊᖑᓇᓱᒃᑐᓕᕆᔨᒃᑯᑦ ᒥᑦᑎᒪᑕᓕᕐᒥᑦ ᐃᓱᒫᓘᑎᖃᓚᐅᖅᑐᑦ ᐊᒃᑐᐃᓂᕆᔭᓂᑦ ᓄᓘᔭᓂᑦ ᐅᖃᖅᖢᑎᓪᓗ ᖃᓂᒋᔮᓃᓐᓂᖏᓐᓄᑦ ᓄᓘᔭᓂᑦ ᐃᑲᔪᖅᑕᐅᔭᕆᐊᖃᓛᖑᓪᓗᑎᒃ ᐅᔭᕋᖕᓂᐊᖕᓂᓕᕆᔪᓄᑦ. ᓂᙵᐅᒪᓂᖃᓚᐅᕐᒥᔪᑦ ᐊᖏᖅᑕᐅᓂᖏᓐᓂᑦ ᐱᓕᕆᐊᖑᕙᓪᓕᐊᓂᖏᑦ ᐊᒥᓱᕈᖅᐸᓪᓕᐊᓂᖏᓐᓂᑦ ᐊᖏᖅᑕᐅᕙᓐᓂᖏᓪᓗ ᒥᓂᔅᑕᒧᑦ. ᐊᖑᓇᓱᒃᑐᓕᕆᔨᒃᑯᑦ ᐃᓱᒪᖃᓚᐅᖅᑐᑦ ᐊᕕᒃᓯᔪᒪᓪᓗᑎᒃ ᕿᑭᖅᑖᓗᖕᒥᑦ ᐅᐊᖕᓇᖓᓂᑦ ᓂᒋᐊᓂᓪᓗ ᐊᕕᒃᓯᒪᓗᑎᒃ ᐊᐅᓚᑦᑎᓂᖏᑦ.

ᐊᕙᑎᓕᕆᔨᒃᑯᑦ ᐅᖃᓪᓚᓚᐅᖅᑎᓪᓗᒋᑦ ᑭᕙᓪᓕᕐᒥᑦ ᑐᒃᑐᐃᑦ ᖃᐅᔨᓴᖅᑕᐅᓂᖏᓐᓂᑦ ᐅᖃᐅᓯᖃᓚᐅᖅᑐᑦ ᖁᖓᓯᑭᖅᓯᐃᓂᕐᒧᑦ ᐱᓕᕆᔨᓂᑦ ᖃᓄᖅ ᑖᒃᑯᐊ ᖁᖓᓯᑭᐃᑦ ᐃᓕᔭᐅᕙᓐᓂᖏᓐᓂᑦ. ᐃᓱᒫᓘᑎᖃᓚᐅᖅᑐᑦ ᖁᖓᓯᑭᖅᓯᒪᔪᑦ ᐆᒪᔪᑦ ᓴᓗᒃᑎᑉᐸᓪᓕᐊᓂᖏᑦ ᖁᖓᓯᑭᖕᓄᑦ. ᓄᓇᕗᑦ ᒐᕙᒪᒃᑯᖏᑦ ᑭᐅᓚᐅᖅᑐᑦ ᑖᒃᑯᐊ ᑐᒃᑐᐃᑦ ᖁᖓᓯᑭᖅᓯᒪᑦᑎᐊᕐᔪᖑᓂᖏᓐᓂᑦ ᐊᑐᖅᐸᒃᖢᑎᒃᓗ ᐆᒪᓂᓕᒫᖏᓐᓂᑦ. ᓄᓇᕗᑦ ᒐᕙᒪᒃᑯᖏᑦ ᐅᖃᐅᓯᖃᓚᐅᖅᑐᑦ ᒪᕐᕉᓐᓂᒃ ᑐᒃᑐᐃᑦ ᐋᓐᓂᖅᓯᒪᔪᑦ ᖁᖓᓯᑭᖕᓄᑦ ᖃᓄᖅ ᑖᒃᑯᐊᒃ ᐃᓚᓕᐅᔾᔭᐅᓚᐅᕐᓂᖏᓐᓂᑦ ᓱᕗᓂᒥᑦ ᐱᓕᒻᒪᒃᓴᐃᓂᕐᒥᑦ ᑕᐃᒪᐃᒃᑲᓐᓂᖅᑯᓇᒋᑦ. ᐃᓱᒫᓘᑎᖃᓚᐅᕐᒥᔪᑦ ᑐᒃᑐ ᑐᖅᑯᒍᓂ ᖁᖓᓯᑭᑎᐊᓄᑦ, ᑐᒃᑐᓕ ᐲᖅᑕᐅᓇᔭᖅᑐᖅ ᐱᔭᐅᔪᓐᓇᖅᑐᓂᑦ.

ᐅᖃᐅᓯᒃᓴᖃᓚᐅᙱᑦᑐᑦ ᑎᑎᕋᖅᑕᐅᒋᐊᖅᓴᖅᓯᒪᔩᑉ ᐊᐅᓚᑦᑎᓂᕐᒧᑦ ᐸᕐᓇᐅᑎᒥᑦ ᑐᓴᕋᓱᒃᑎᓪᓗᒋᑦ. ᑲᑎᒪᔩᑦ ᐅᔾᔨᕆᓚᐅᙱᑦᑐᑦ ᓯᕗᓪᓕᕐᒥᑦ ᐊᐅᓚᑦᑎᓂᕐᒧᑦ ᐸᕐᓇᐅᑖᓂᑦ ᐃᓚᒋᔭᐅᔪᓪᓗᓐᓈᓐᓂᑦ ᓄᑖᙳᙱᑦᑐᑦ ᐃᖅᑲᐅᒪᙱᑦᑐᑦ ᐅᖃᐅᓯᐅᔪᓂᑦ 2015–ᒥᑦ ᐊᖑᓇᓱᒃᑐᓕᕆᔨᒃᑯᓐᓂᑦ. ᐊᖑᓇᓱᒃᑐᓕᕆᔨᒃᑯᑦ ᐅᖃᓚᐅᖅᑐᑦ ᐅᖃᖃᑎᖃᕈᒪᓪᓗᑎᒃ ᐊᐅᓚᑦᑎᓂᕐᒧᑦ ᐸᕐᓇᐅᑎᒥᑦ ᐃᓗᐊᓐᓂᑦ ᑲᑎᒪᔩᑦ ᑲᑎᒪᓂᖅᐸᑕ. ᐃᓱᒪᒋᔭᖃᖅᑰᔨᔪᑦ ᐊᐅᓚᑦᑎᓂᕐᒧᑦ ᐸᕐᓇᐅᑎᒥᑦ ᖃᔪᐊᖅᔪᖅᓄᑦ ᓄᑖᓄᑦ ᐃᓚᒋᔭᐅᔪᓄᑦ ᑭᓯᐊᓂ ᐅᖃᐅᓯᒃᓴᖃᓚᐅᙱᑦᑐᑦ ᑲᑎᒪᑎᓪᓗᒋᑦ.

3.10 ᑲᖏᖅᑐᒑᐱᒃ

ᐅᓪᓗᖓ: ᒪᐃ 27, 2019

ᑭᒡᒐᖅᑐᖅᑎᑦ:

- ᓄᓇᕗᑦ ᒐᕙᒪᒃᑯᖏᓐᓂᑦ–ᐊᕙᑎᓕᕆᔨᒃᑯᑦ, ᕿᑭᖅᑖᓗᖕᒥᑦ ᓂᕐᔪᑎᓂᒃ ᖃᐅᔨᓴᖅᑎ: ᔫᓐ ᕆᖕᕉᔅ
- ᓄᓇᕗᑦ ᒐᕙᒪᒃᑯᖏᑦ-ᐊᕙᑎᓕᕆᔨᒃᑯᑦ, ᕿᑭᖅᑖᓗᑉ ᐅᐊᖕᓇᖓᓄᑦ ᐊᐅᓚᑦᑎᔨ ᓯᑳᑦ ᔫᓐᓴᓐ
- ᓇᖕᒪᐅᑕᖅ ᐊᖑᓇᓱᒃᑐᓕᕆᔨᒃᑯᑦ ᑲᑎᒪᔨᖏᑦ
    - ᐊᐱᐅᓯ ᐋᐸᒃ
    - ᔩᒥ ᐋᐸᒃ
    - ᓇᐃᓴᓇ ᕿᓪᓚᖅ
    - ᔫᓯ ᐸᓕᑐᖅ
    - ᓴᐃᓯ ᑎᒍᓪᓚᒐᖅ
    - ᖏᐅᓇ ᐊᐃᐱᓕ

ᐅᖃᐅᓯᒃᓴᐃᑦ ᐊᐱᖅᑯᑎᒃᓴᐃᓪᓗ:

ᐊᖑᓇᓱᒃᑐᓕᕆᔩᒃᑯᓐᓄᑦ ᐃᓚᒋᔭᐅᔪᑦ ᓇᓗᓇᐃᔭᐃᓚᐅᖅᑐᑦ ᐃᓱᒪᒋᔭᖃᖅᒍᑎᓪᓗ ᓇᐃᓴᐃᓂᕐᒧᑦ ᓴᓇᒪᓂᖓᓂᑦ ᐱᓕᕆᔨᐅᓇᔭᖅᑐᓂᓪᓗ, ᐸᓴᒋᔭᑦ ᑐᖁᑫᖅᓯᒪᔪᑦ ᐳᒃᑭᑦᑐᔮᒃ ᕿᑭᖅᑕᕈᓗᖕᒥᑦ, ᐅᖓᓯᒃᑐᒥᑦ ᖃᐅᔨᓴᕐᓂᕐᒧᑦ ᖁᖓᓯᑭᓕᖅᑐᐃᔾᔪᑎᑦ, ᐊᒃᑐᐃᓂᐅᔪᓪᓗ ᐱᕙᓪᓕᐊᓂᕐᒧᑦ ᑐᒃᑐᓄᑦ.

ᐊᖑᓇᓱᒃᑐᓕᕆᔩᒃᑯᑦ ᐊᕙᑎᓕᕆᔩᒃᑯᓪᓗ ᐅᖃᐅᓯᖃᓚᐅᖅᑐᑦ ᐊᒥᓲᓂᖏᓐᓂᑦ ᑲᑎᖅᓱᖅᓯᒪᓂᖏᓪᓗ ᓇᐃᓴᐃᓂᕐᒧᑦ ᓴᓇᒪᓂᖓᓂᑦ ᐱᓕᕆᔨᓂᓪᓗ ᐊᑯᓂᐸᓗᒃ, ᐃᓚᐅᓪᓗᓂ ᐊᓯᖏᓐᓂᑦ ᐱᓕᕆᔾᔪᑎᒃᓴᓂᑦ. ᐅᖃᐅᓯᖃᓚᐅᕐᒥᔪᑦ ᐊᔾᔨᓕᐅᕈᑎᓂᑦ ᖃᖓᑕᓲᓂᑦ ᓇᐃᓴᐃᓂᕐᒧᑦ ᐃᓚᒋᔭᐅᑦᑎᐊᓚᐅᖅᑐᑦ, ᑕᒪᓐᓇ ᒫᓐᓇ ᐱᐅᒋᔭᐅᑦᑎᐊᖅᒪᑦ.

ᐊᖑᓇᓱᒃᑐᓕᕆᔩᒃᑯᓐᓄᑦ ᐃᓚᒋᔭᑦ ᐊᕙᑎᓕᕆᔩᒃᑯᓪᓗ ᐅᖃᐅᓯᖃᓚᐅᖅᑐᑦ ᐅᖓᓯᒃᑐᒃᑯᑦ ᖃᐅᔨᓴᕐᓂᕐᒧᑦ ᖁᖓᓯᑭᓕᕐᓂᑦ ᑎᑎᖅᑲᖏᓐᓂᑦ ᓇᓗᓇᐃᔭᐃᓂᐊᕐᓗᑎᒃ ᖃᓄᐃᓕᖓᓐᓂᑦ ᐊᖅᑯᑎᑦ, ᐊᖅᑯᑎᕐᔪᐊᑦ, ᐊᒃᑐᐃᓂᐅᔪᓪᓗ ᐱᕙᓪᓕᐊᑎᑦᑎᔪᓂᑦ. ᐃᓚᒋᔭᐅᔪᑦ ᐱᐅᒃᓴᓗᐊᓚᐅᖅᑐᑦ ᐅᖃᐅᓯᐅᔪᓂᑦ ᑕᕐᓇᔭᖅᑎᑕᐅᓪᓗᑎᒃ ᐊᒃᑐᐃᓂᐅᕙᒃᑐᓂᑦ ᐊᖅᑯᑎᓂᑦ ᑐᒃᑐᐃᑦ ᐊᐅᓚᓐᓂᖏᓐᓂᑦ ᐱᐅᓯᖏᓐᓂᓪᓗ. ᐅᖃᐅᓯᖃᒃᑲᓐᓂᓚᐅᖅᑐᑦ ᐊᒃᑐᐃᓂᓇᔭᐅᕙᒃᑐᓂᑦ ᐱᔭᓪᓕᐊᔪᓄᑦ ᐃᓚᐅᓪᓗᑎᒃ ᑐᒃᑐᐃᑦ ᐊᐳᕐᓯᑦᑕᐃᓕᕙᖕᓂᖏᑦ.

ᐊᕙᑎᓕᕆᔩᒃᑯᑦ ᐅᖃᐅᓯᖃᓚᐅᖅᑐᑦ ᐱᓕᕆᐊᖑᓂᖏᓐᓂᑦ ᖁᖓᓯᑭᓕᖅᓱᐃᓂᕐᓂᑦ ᐊᒃᑐᐃᓂᓇᔭᐅᔪᓐᓇᖅᑐᓂᓪᓗ ᑐᒃᑐᓄᑦ. ᐊᖑᓇᓱᒃᑐᓕᕆᔩᒃᑯᓐᓄᑦ ᐃᓚᒋᔭᑦ ᖃᐅᔨᔪᒪᓚᐅᖅᑐᑦ ᖃᓄᖅ ᐊᒥᓲᑎᒋᔭᐅᖕᒪᖔᖏᑦ ᐊᒪᖅᑯᑦ ᕿᑭᖅᑖᓗᖕᒥᑦ. ᔭᐃᓯ ᑎᒍᓪᓚᕋᖅ ᐊᐱᕆᓚᐅᖅᐳᖅ ᖃᓄᖅ ᐃᑲᔪᖅᑐᐃᓂᖅ ᖁᖓᓯᑭᓕᖅᓱᐃᓂᕐᓂᑦ ᐃᓚᒋᐊᕈᑕᐅᓇᔭᕐᒪᖔᑦ ᑲᑎᓪᓗᒋᑦ ᐊᖑᓇᓱᒃᑕᐅᔪᓐᓇᖅᑐᓂᑦ. ᐊᕙᑎᓕᕆᔩᒃᑯᑦ ᐅᖃᓚᐅᖅᑐᑦ ᑐᒃᑐᐃᑦ ᐊᕕᒃᑐᖅᑕᐅᓯᒪᒃᐸᑕ ᑲᑎᙵᐅᖅᑐᓪᓗᖖᑦ ᓇᐃᓴᐃᓂᖅ ᐱᓕᕆᐊᖑᔪᓐᓇᕐᓯᓐᓂᕐᓂᑦ ᒥᑭᓂᕐᓴᒃᑯᑦ, ᖃᐅᔨᓴᕐᓂᕐᓴᐅᕙᓪᓗᑎᒃ, ᐱᕙᑮᖅᓯᒪᕙᓪᓗᑎᓪᓗ ᐃᓚᒋᐊᖅᓯᓂᕐᓂᑦ ᒥᒃᓕᒋᐊᖅᓯᓂᕐᓂᑦᑐᓐᓇᓂᑦ ᑲᑎᓪᓗᒋᑦ ᐊᖑᓇᓱᒃᑕᐅᔪᓐᓇᖅᑐᑦ ᐱᔭᓇᐊᖃᑫᖅᓴᒥᒃ.

ᐅᖃᐅᓯᒃᓴᖃᓚᐅᙱᑦᑐᑦ ᑎᑎᖅᑕᐅᒥᐊᕐᓗᖅᓯᒪᔫᒃ ᐊᐅᓚᑦᑎᓂᕐᒧᑦ ᐸᕐᓇᐅᑎᒥᑦ ᑲᑎᒪᑎᓪᓗᒋᑦ. ᐊᖑᓇᓱᒃᑐᓕᕆᔩᒃᑯᑦ ᐅᖃᓚᐅᖅᑐᑦ ᐅᖃᐅᓯᖃᓛᖕᓂᐊᖅᓂᖃᖅᓱᑎᒃ ᐃᒻᒦᓐᓇ ᑲᑎᒪᔩᑦ ᑲᑎᒪᓕᖅᐸᑕ ᑐᓴᖅᑎᑦᑎᓗᑎᓪᓗ ᓄᓇᕗᑦ ᒐᕙᒪᒃᑯᖕᒥᑦ ᑎᑎᖅᑲᑎᒍᑦ.

4.0 ᓇᐃᓈᖅᓯᒪᓂᖓ

ᑕᒪᕐᒥᑦᑎᐊᖅ ᖁᓕᑦ ᐊᖑᓇᓱᒃᑐᓕᕆᔩᒃᑯᑦ ᑐᑭᓯᑦᑎᐊᕈᒪᓚᐅᖅᑐᑦ ᐊᒥᓲᓂᖏᓐᓂᑦ ᖃᓄᐃᓕᖓᓂᖓᓂᓪᓗ ᖃᐅᔨᓴᕈᑕᐅᔪᓂᑦ. ᐊᖑᓇᓱᒃᑐᓕᕆᔩᒃᑯᓕᒫᑦ ᐃᓱᒪᒋᔭᖃᓚᐅᖅᑐᑦ ᐃᓚᐅᓂᕐᓴᐅᒃᑲᓐᓂᕈᒪᓪᓗᑎᒃ ᓄᓇᕗᑦ ᒐᕙᒪᒃᑯᖏᑦᑕ ᓇᐃᓴᐃᓂᖏᓐᓂᑦ ᐃᓚᐅᓗᓂ ᓯᓚᒥᑦ ᐸᕐᓇᐃᕙᑮᖕᓂᖕᓂᓪᓗ. ᐊᒥᓲᓂᕐᓴᑦ ᐊᖑᓇᓱᒃᑐᓕᕆᔩᒃᑯᑦ ᐃᓱᒪᒋᔭᖃᓚᐅᖅᑐᑦ ᐃᓚᖏᓐᓂᑦ ᐸᕐᓂᖅᑑᒥᑦ ᐃᒃᐱᐊᒃᔪᕐᒥᓪᓗ ᐊᖑᓇᓱᒃᑐᓕᕆᖏᑦ ᓂᑦᑕᐊᓂᖅᐹᖑᓚᐅᖅᑐᑦ ᐃᑲᔪᖅᑐᐃᓪᓗᑎᒃ ᖁᖓᓯᑭᓕᖅᑐᐃᔭᓂᕐᒥᑦ ᑭᓯᐊᓂ ᑕᒪᕐᒥᑦ ᐊᖑᓇᓱᒃᑐᓕᕆᔩᒃᑯᑦ ᐅᖃᓚᐅᖅᑐᑦ [illegible] [illegible] ᐊᖑᓇᓱᒃᑕᐅᔪᓐᓇᖅᑐᑦ ᐃᓚᐅᖁᑦᑐᒥᑦ ᐊᕐᓇᑦᑐᑲᓴᓯᕐᓃᑦ. ᕿᑭᖅᑖᓗᖕᒥᑦ ᐆᒪᔪᓕᕆᔩᒃᑯᑦ

ᑲᑎᒪᔨᖏᑦ ᐃᓗᐊᓐᓂᑦ ᐅᖃᖃᑎᖃᓚᐅᖅᑐᑦ ᐊᖑᓇᓱᒃᑐᓕᕆᔨᒃᑯᓕᒫᓂᑦ ᑖᒃᑯᐊ ᓄᓇᕗᑦ ᒐᕙᒪᒃᑯᖏᑦ ᑐᓴᕋᓱᖅᑳᓚᐅᖅᑎᓪᓗᒋᑦ ᐅᖃᐅᓯᖃᖕᓂᐊᕐᓗᑎᒃ ᒫᓐᓇ ᐊᑐᖅᑕᒥᑦ ᑲᑎᓪᓗᒋᑦ ᐊᖑᓇᓱᒃᑕᐅᔪᓐᓇᖅᑐᓐᓂᑦ.

ᐅᖃᐅᓯᒃᓴᖃᖅᑐᖃᓚᐅᙱᑦᑐᖅ ᐊᖑᓇᓱᒃᑐᓕᕆᔨᒃᑯᓐᓂᑦ ᑐᓴᕆᐊᕐᕕᐅᓯᒪᔪᓂᑦ ᓯᕗᓪᓕᖏᒥᑦ ᐊᐅᓚᕐᑎᓂᖏᒧᑦ ᐸᖕᓇᐅᑖᓂᑦ ᑖᒃᑯᐊᓗ ᐊᖑᓇᓱᒃᑐᓕᕆᔨᓕᒫᑦ ᐅᖃᓚᐅᖅᑐᑦ ᐅᖃᖃᑎᖃᕈᒪᓪᓗᑎᒃ ᐃᓗᐊᓐᓂᑦ ᓇᒃᓯᐅᔾᔨᓚᐅᖅᑳᕋᑎᒃ ᓄᓇᕗᑦ ᒐᕙᒪᒃᑯᖏᓐᓄᑦ.

5.0 ᐅᐃᒍᐊᑭᓯᖅ 1

ᕿᑭᖅᑖᓗᖕᒥ ᑐᒃᑐᐃᑦ ᒥᒃᓵᓄᑦ
ᑐᓴᐅᒪᖃᑎᒌᖕᓂᖅ ᐊᖑᓇᓱᒃᑏᑦ
ᒥᑭᒋᐊᕐᓂᐊᖅᑏᓪᓗ ᑲᑐᔾᔨᖃᑎᒌᖑᔪᓂᑦ (HTO)

ᔫᓐ ᕆᖕᕉᔅ
ᕿᑭᖅᑖᓗᖕᒥ ᐊᕕᒃᑐᖅᓯᒪᔪᒥᑦ ᓂᕐᔪᑎᓂᒃ ᐆᒪᔪᓕᕆᔨ
ᒥᕐᑎᒪᑕᓕᒃ
Jringrose@gov.nu.ca
(867) 899-7576

ᐅᖃᐅᓯᖃᓪᓗᐊᑕᕐᓗᓂ

ᓇᓗᓇᐃᔭᐃᓂᖅ

ᖃᐅᔨᓴᕐᓂᖅ ᐊᐱᖅᓱᕐᓂᒃᑯᑦ ᖃᓄᐃᑦᑑᓂᖓ

ᖃᔅᓯᐅᓂᖏᓐᓂᑦ ᖃᐅᔨᓴᕐᓂᖅ ᐊᐱᖅᓱᕐᓂᒃᑯᑦ
- 2015-2018 ᖃᐅᔨᔭᐅᓯᒪᔪᑦ
- 2019 ᐅᐱᕐᖓᒥᑦ ᖃᐅᔨᓴᕐᓂᖅ ᐊᐱᖅᓱᕐᓂᒃᑯᑦ

ᑐᒃᑐᓂᒃ ᖃᐅᔨᓴᕐᓂᖅ

ᑎᑎᕋᖅᑕᐅᒋᐊᙵᒐᐅᑏᑦ ᐊᐅᓚᑦᑎᓂᕐᒧᑦ ᐸᕐᓇᐅᑎᓄᑦ ᐅᖃᐅᓯᐅᓯᒪᔪᑦ

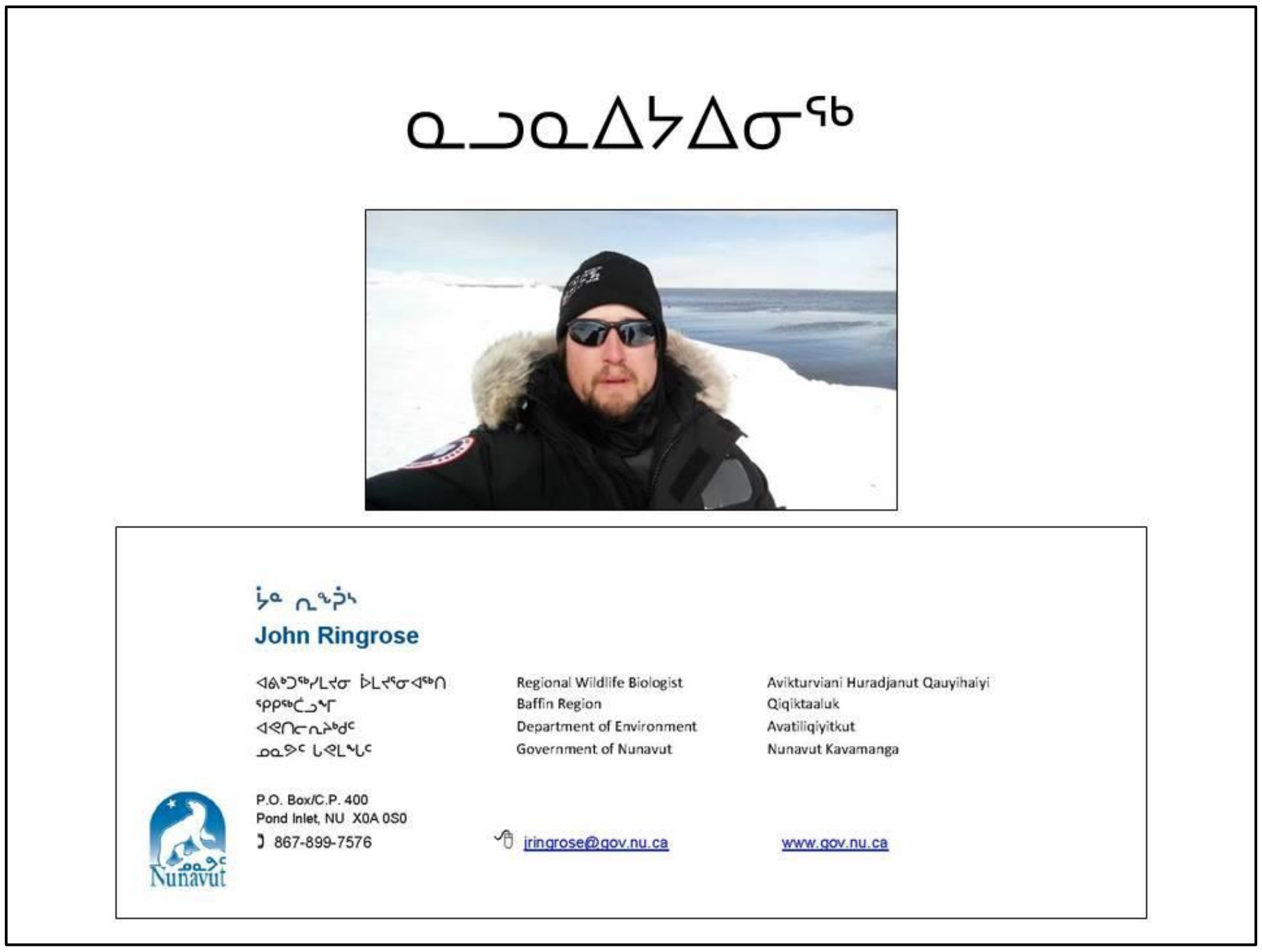

ᓇᓗᓇᐃᔭᐃᓂᖅ

ᔫᓐ ᕆᖕᕉᔅ
John Ringrose

ᐊᕕᒃᑐᖅᓯᒪᔪᓂ ᐆᒪᔪᕐᓂᐊᖅᑎ	Regional Wildlife Biologist	Avikturviani Huradjanut Qauyihaiyi
ᖁᑭᖅᑖᓗᖕᒥ	Baffin Region	Qiqiktaaluk
ᐊᕙᑎᓕᕆᔨᒃᑯᑦ	Department of Environment	Avatiliqiyitkut
ᓄᓇᕗᑦ ᒐᕙᒪᖓᑦ	Government of Nunavut	Nunavut Kavamanga

P.O. Box/C.P. 400
Pond Inlet, NU X0A 0S0
867-899-7576

jringrose@gov.nu.ca

www.gov.nu.ca

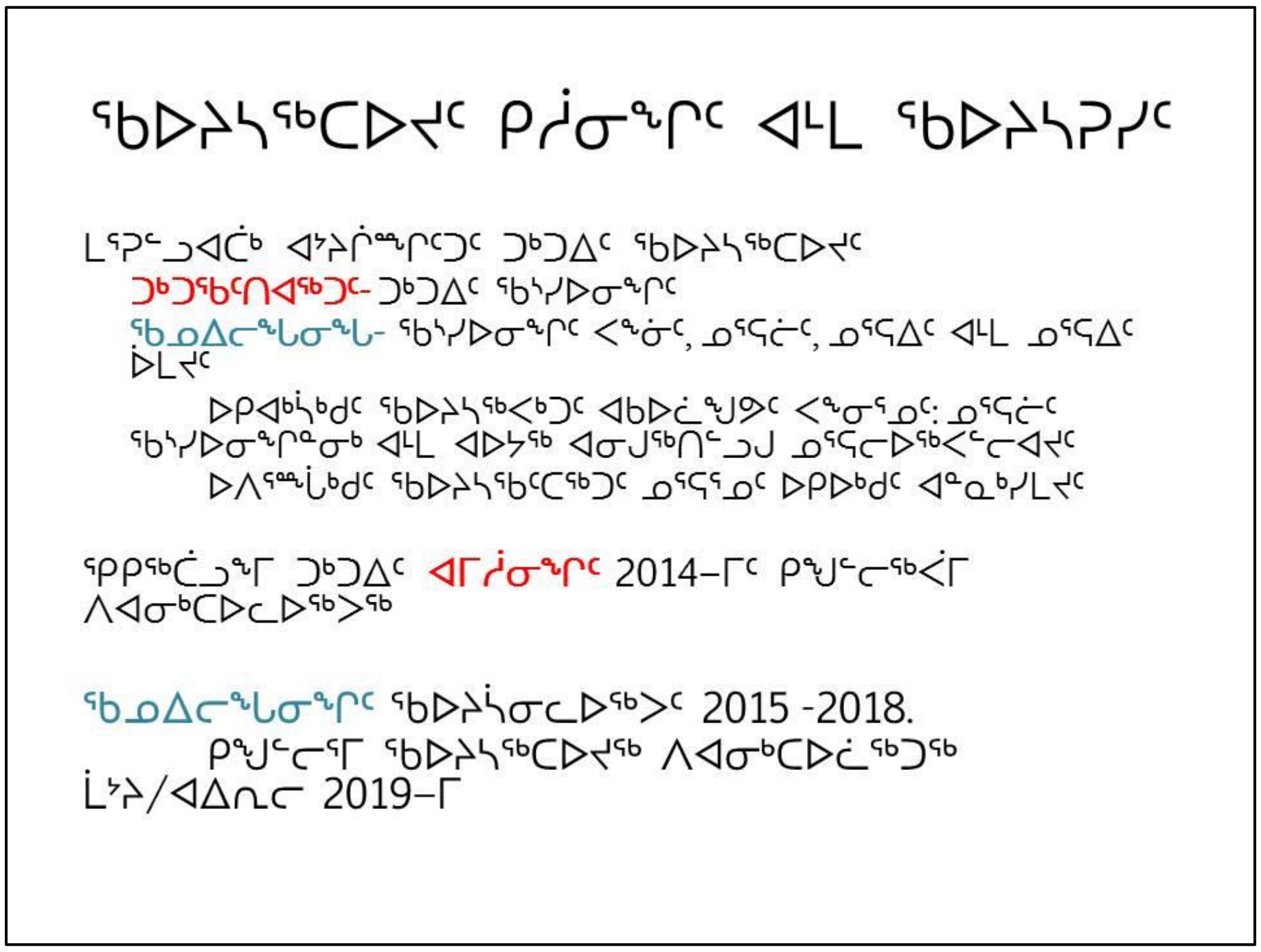

ᖃᐅᔨᓴᖅᑕᐅᔪᑦ ᑭᓲᓂᖏᑦ ᐊᒻᒪ ᖃᐅᔨᓴᕈᓯᑦ

ᒪᕿᓪᓗᐊᑖᒃ ᐊᔾᔨᒌᙱᑦᑐᑦ ᑐᒃᑐᐃᑦ ᖃᐅᔨᓴᖅᑕᐅᔪᑦ
ᑐᒃᑐᖃᑦᑎᐊᖅᑐᑦ- ᑐᒃᑐᐃᑦ ᖃᓯᐅᓂᖏᑦ
ᖄᓄᐃᓕᖓᓂᖓ- ᖃᓯᐅᓂᖏᑦ ᐸᓐᓂᑦ, ᓄᕋᑏᑦ, ᓄᕋᐃᑦ ᐊᒻᒪ ᓄᕋᐃᑦ ᐆᒪᔪᑦ
ᐅᑭᐊᒃᓵᒃᑯᑦ ᖃᐅᔨᓴᖅᐸᒃᑐᑦ ᐊᑲᐅᓛᖑᕗᑦ ᐸᖕᓂᕐᓄᑦ: ᓄᕋᑏᑦ ᖃᓯᐅᓂᖏᓐᓂᒃ ᐊᒻᒪ ᐊᐅᔭᖅ ᐊᓂᒍᖅᑎᓪᓗᒍ ᓄᕋᓕᐅᖅᐸᓪᓕᐊᔪᑦ
ᐅᐱᕐᖔᒃᑯᑦ ᖃᐅᔨᓴᖃᑦᑕᖅᑐᑦ ᓄᕋᕐᓄᑦ ᐅᑭᐅᒃᑯᑦ ᐊᓐᓇᒃᓯᒪᔪᑦ

ᖁᑭᖅᑖᓗᖕᒥ ᑐᒃᑐᐃᑦ ᐊᒥᓲᓂᖏᑦ 2014–ᒥᑦ ᑭᖑᓪᓕᖅᐹᒥ ᐱᐊᓂᒃᑕᐅᓚᐅᖅᐳᖅ

ᖃᓄᐃᓕᖓᓂᖏᑦ ᖃᐅᔨᓵᓂᓚᐅᖅᐳᑦ 2015 -2018.
ᑭᖑᓪᓕᕐᒥ ᖃᐅᔨᓴᖅᑕᐅᔪᖅ ᐱᐊᓂᒃᑕᐅᓚᐅᖅᑐᖅ ᒫᔾᔨ/ᐊᐃᕆᓕ 2019–ᒥ

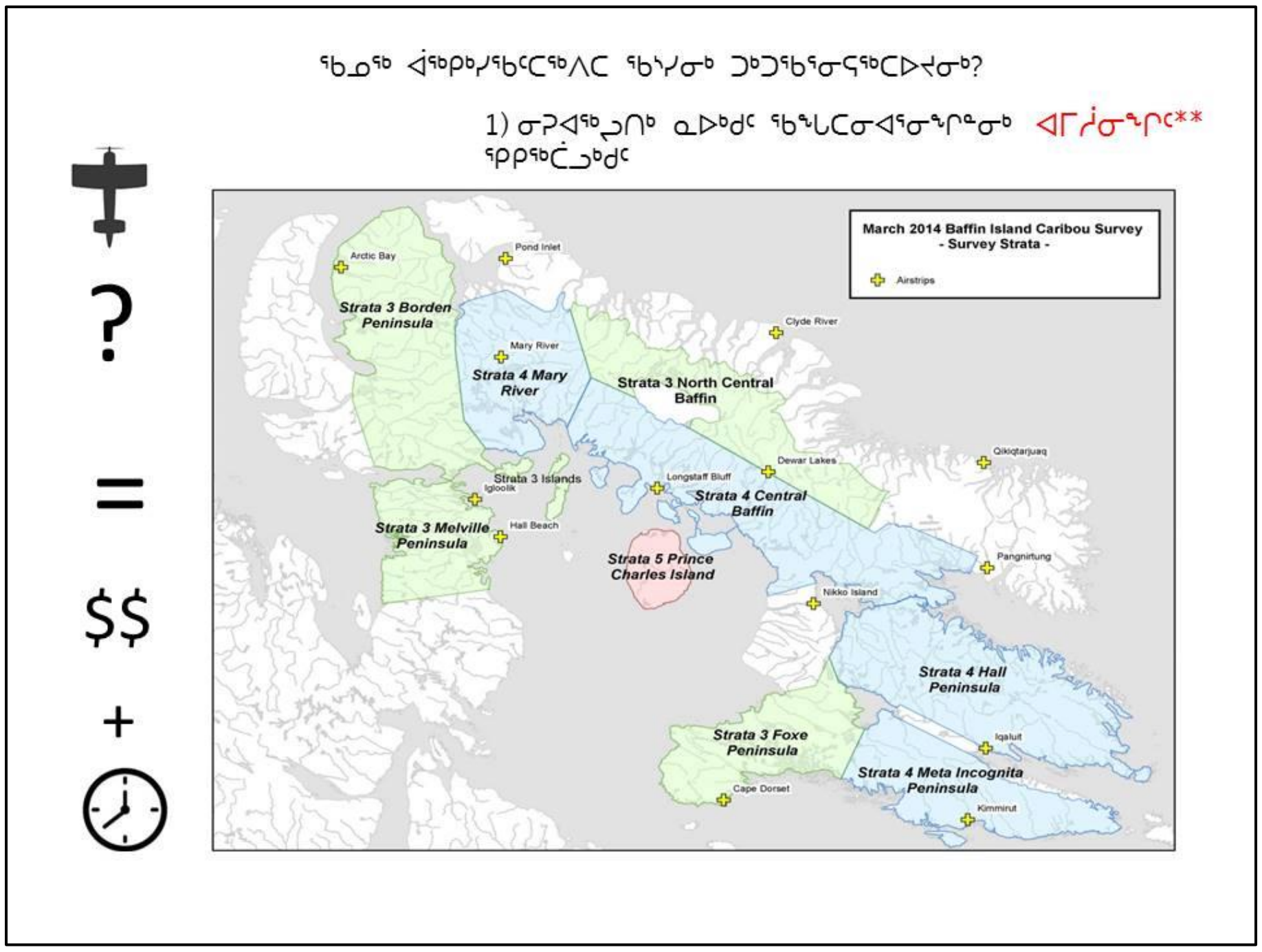

ᖃᓄᖅ ᐋᖅᑭᒃᓯᖃᑦᑕᖅᐱᑕ ᖃᔅᓯᓂᒃ ᑐᒃᑐᖃᕐᓂᕋᖅᑕᐅᔪᓂᒃ?

1) ᓂᕈᐊᖅᓱᑎᒃ ᓇᐅᒃᑯᑦ ᖃᖓᑕᓂᐊᕐᓂᖏᓐᓂᒃ ᐊᒥᓲᓂᖏᑦ**
ᕿᑭᖅᑖᓗᒃᑯᑦ

?
=
$$
+
March 2014 Baffin Island Caribou Survey
- Survey Strata -
Airstrips
Arctic Bay
Pond Inlet
Strata 3 Borden Peninsula
Mary River
Strata 4 Mary River
Clyde River
Strata 3 North Central Baffin
Qikiqtarjuaq
Dewar Lakes
Strata 3 Islands
Igloolik
Longstaff Bluff
Strata 4 Central Baffin
Strata 3 Melville Peninsula
Hall Beach
Strata 5 Prince Charles Island
Pangnirtung
Nikko Island
Strata 4 Hall Peninsula
Strata 3 Foxe Peninsula
Iqaluit
Strata 4 Meta Incognita Peninsula
Cape Dorset
Kimmirut



ᖃᓄᖅ ᐋᖅᑭᒃᓯᖃᑦᑕᖅᐱᑕ ᖃᔅᓯᓂᒃ ᑐᒃᑐᖃᕐᓂᕋᖅᑕᐅᔪᓂᒃ? ᐊᒥᓲᓂᖏᑦ**

2) ᑐᑭᓕᐊᖅᑐᓂᒃ ᐃᓕᐅᖅᑲᐃᓐᓱᑎᒃ ᕿᑭᖅᑕᒧᑦ
ᖃᖓᑕᕝᕕᐅᑲᑕᒃᓱᑎᒡᓗ

ᖃᓄᖅ ᐋᖅᑭᒃᓯᖃᑦᑕᖅᐱᑕ ᖃᔅᓯᓂᒃ ᑐᒃᑐᖃᕐᓂᕆᖅᑕᐅᔪᓂᒃ?

3) ᐃᒐᓛᒃᑯᑦ ᐃᑦᑐᐊᖅᐸᒃᓗᑎᒃ ᑐᒃᑐᑕᖃᕐᒪᖔᑦ

ᐊᒥᓲᓂᖕᒋᑦ**



ᖃᓄᖅ ᐋᖅᑭᒃᓯᖃᑦᑕᖅᐱᑕ ᖃᔅᓯᓂᒃ ᑐᒃᑐᖃᕐᓂᕆᖅᑕᐅᔪᓂᒃ?

4) ᑐᒃᑐᐃᑦ ᑕᑯᔭᐅᔪᑦ ᓈᓴᖅᑕᐅᕙᒃᓗᑎᒃ

ᐊᒥᓲᓂᖕᒋᑦ**

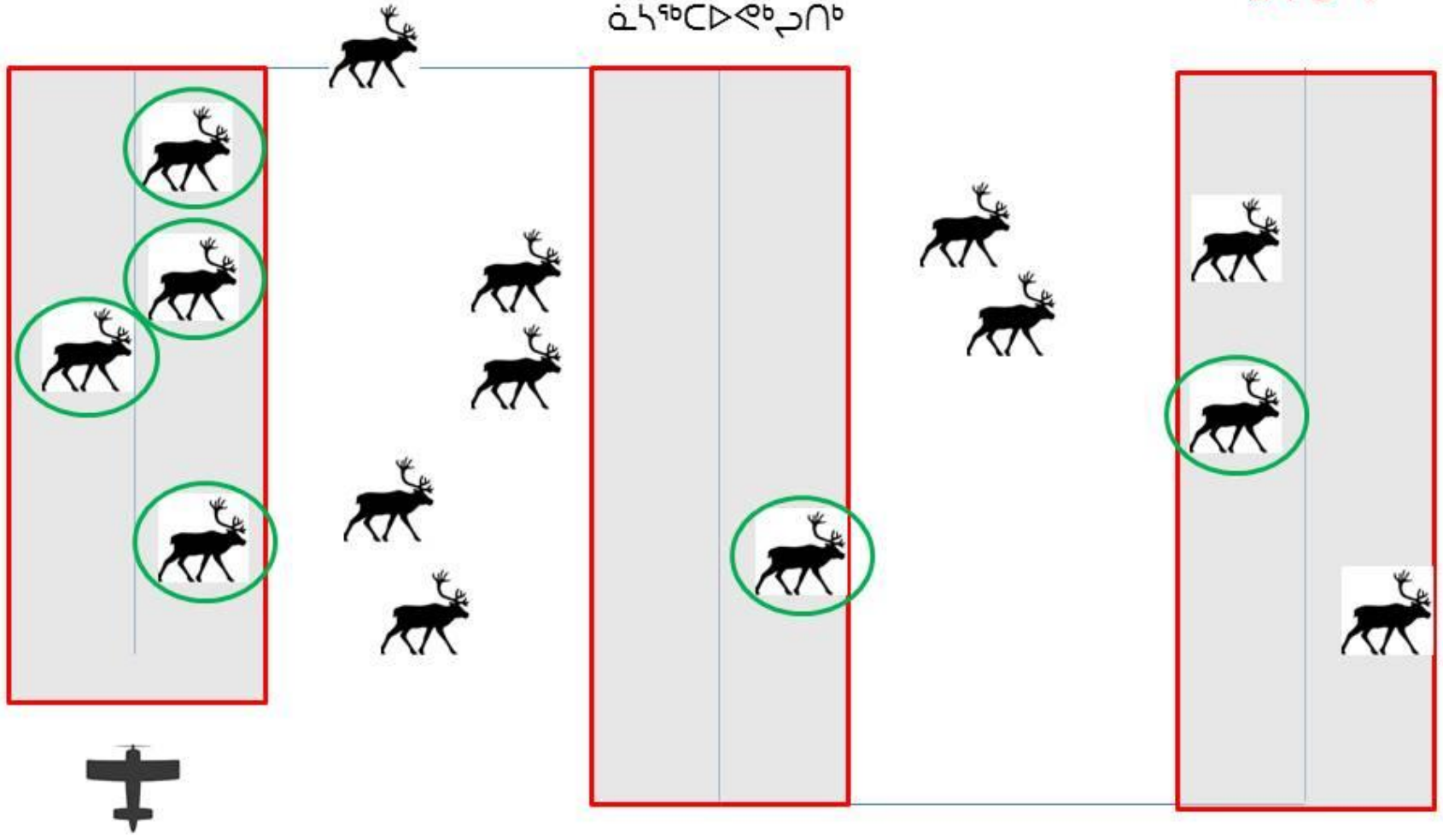

ᖃᓄᖅ ᐋᖅᑭᒃᓯᖃᑦᑕᖅᐱᑕ ᖃᓯᓂᒃ ᑐᒃᑐᖃᕐᓂᕋᖅᑕᐅᔪᓂᒃ? ᐊᒥᓲᓂᖕᒋᑦ**

5) ᖃᐅᔨᔪᓐᓇᖅᐸᕗᑦ ᓈᓴᐅᑎᑦ ᑕᑯᖖᒋᑕᕗᑦ

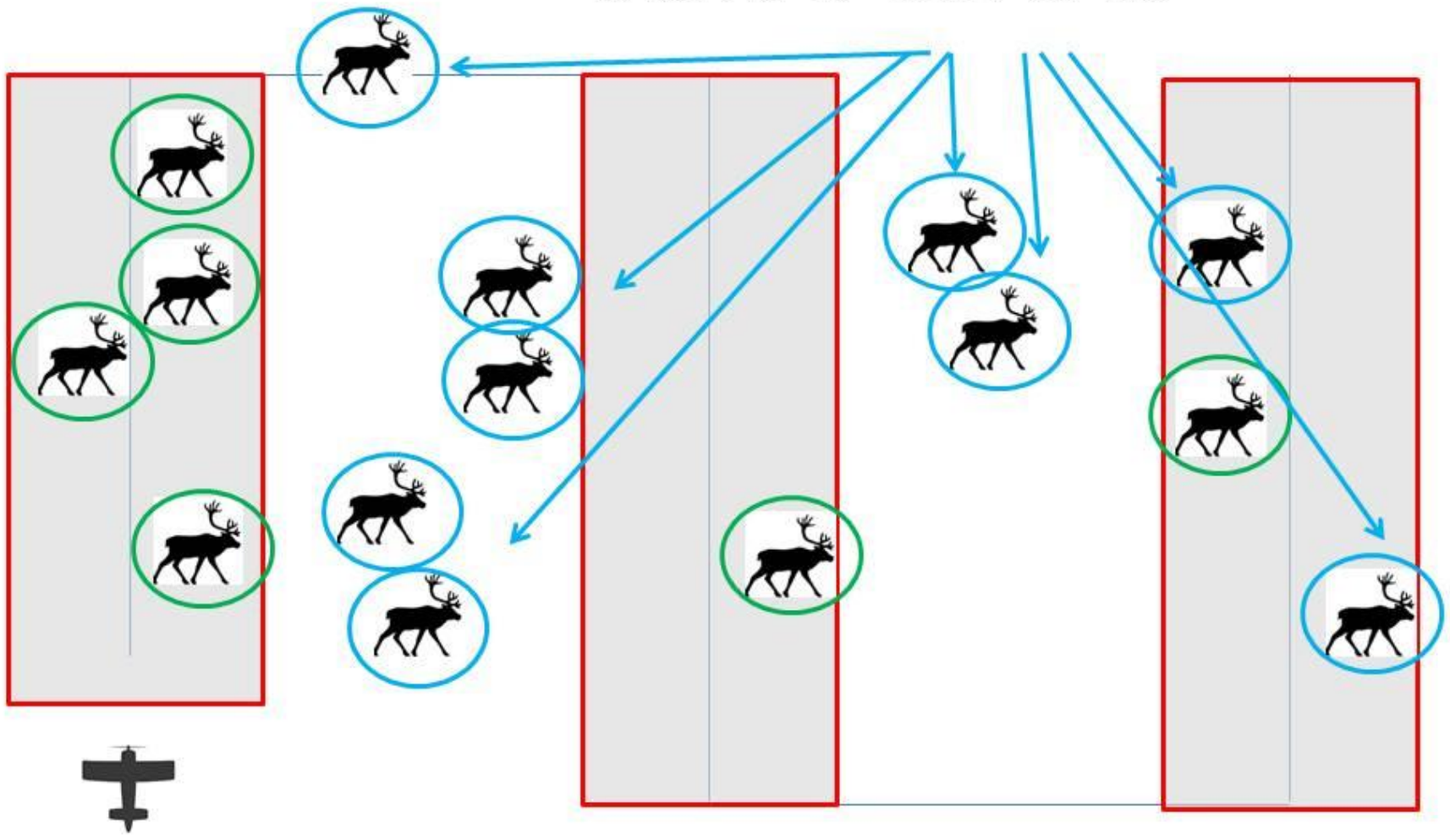

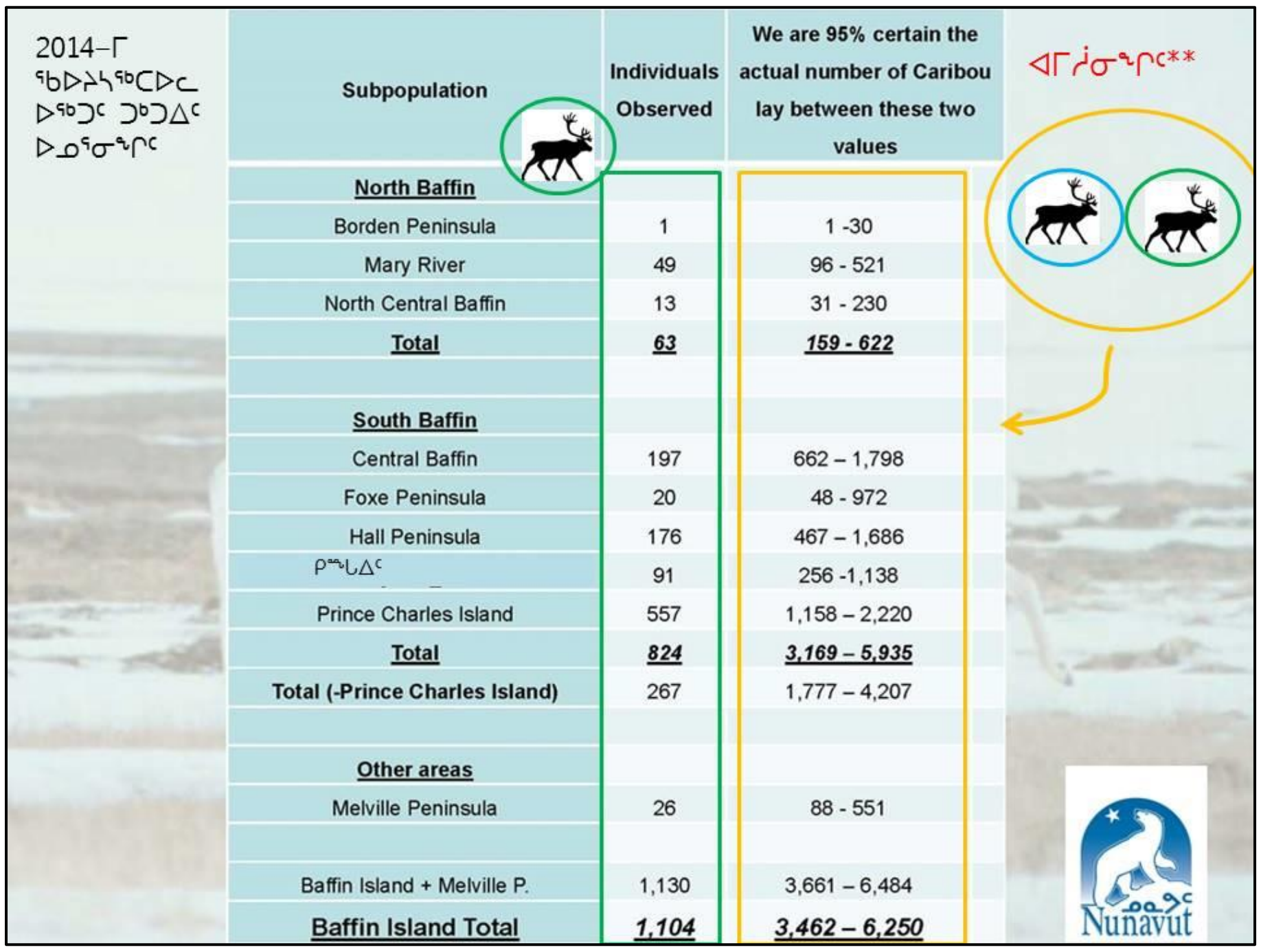

2014–ᒥ
ᖃᐅᔨᓴᖅᑕᐅᓚ
ᐅᖅᑐᑦ ᑐᒃᑐᐃᑦ
ᐅᓄᕐᓂᖕᒋᑦ

ᐊᒥᓲᓂᖕᒋᑦ**

Subpopulation	Individuals Observed	We are 95% certain the actual number of Caribou lay between these two values
North Baffin		
Borden Peninsula	1	1 -30
Mary River	49	96 - 521
North Central Baffin	13	31 - 230
Total	***63***	***159 - 622***
South Baffin		
Central Baffin	197	662 – 1,798
Foxe Peninsula	20	48 - 972
Hall Peninsula	176	467 – 1,686
ᑭᖖᒐᐃᑦ	91	256 -1,138
Prince Charles Island	557	1,158 – 2,220
Total	***824***	***3,169 – 5,935***
Total (-Prince Charles Island)	267	1,777 – 4,207
Other areas		
Melville Peninsula	26	88 - 551
Baffin Island + Melville P.	1,130	3,661 – 6,484
Baffin Island Total	***1,104***	***3,462 – 6,250***

Nunavut

ᓇᓃᓪᓚᖅᐱᑕ?

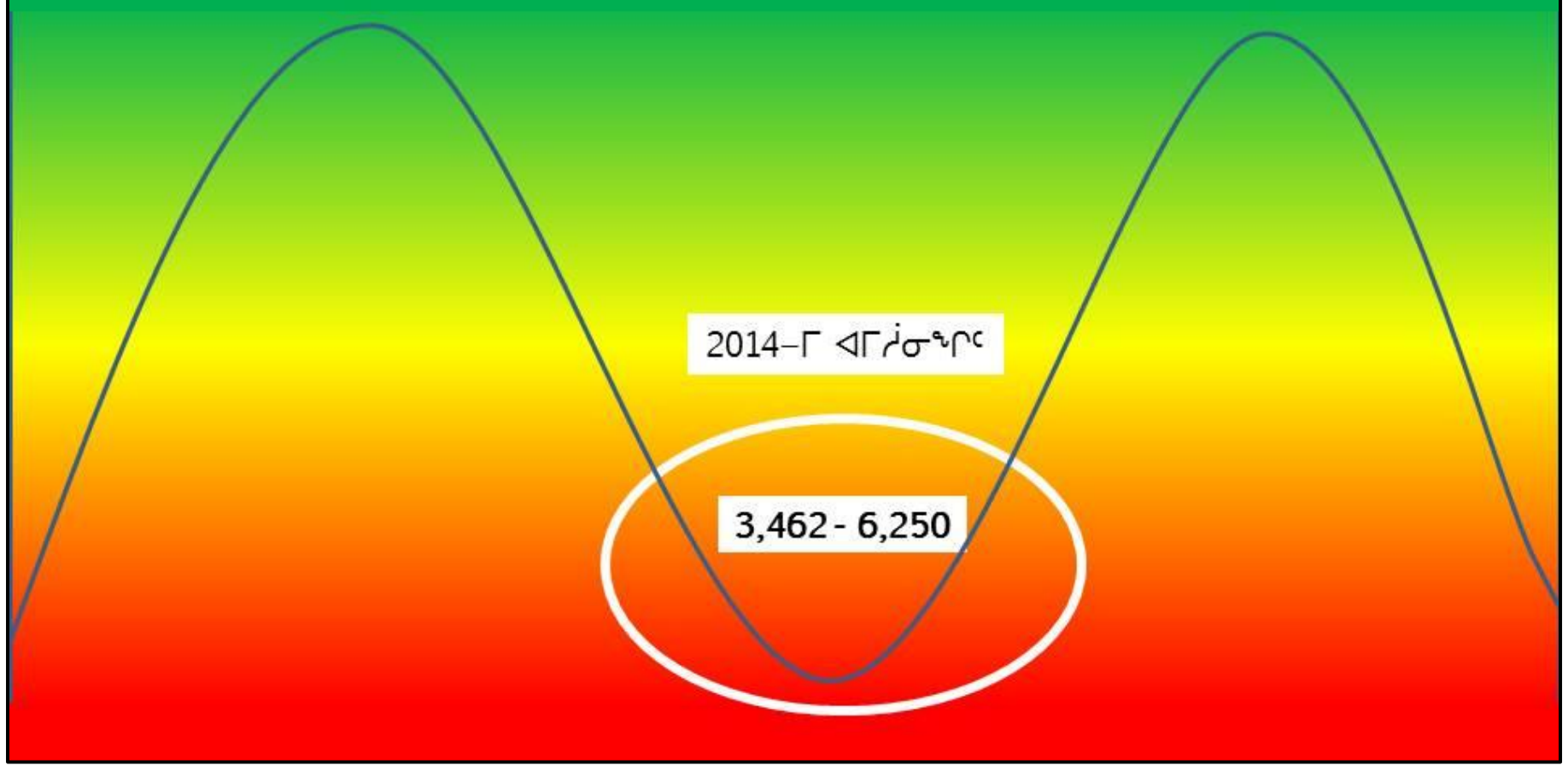

ᑐᒃᑐᐃᑦ ᖃᔅᓯᐅᓂᖏᓐᓂᒃ ᖃᐅᔨᒪᔭᕗᑦ. (ᐊᒥᓲᓂᖏᑦ)
ᖃᔅᓯᐅᕙᑦ ᐸᖏᓐᓂᑦ (ᓄᕋᐃᑦᑐᑦ, ᐸᖏᓐᓂᑦ), ᓄᕋᐃᑦ, ᓄᕋᓕᑦ ᐊᓯᖏᓪᓗ?

ᖃᓄᐃᓕᖓᓂᖓ**

1) ᕿᓂᕐᓗᒋᑦ ᑐᒃᑐᐃᑦ ᑲᑎᙵᔪᑦ (ᐊᖑᓇᓱᒃᑐᓕᕆᔾᔪᑎᑦ

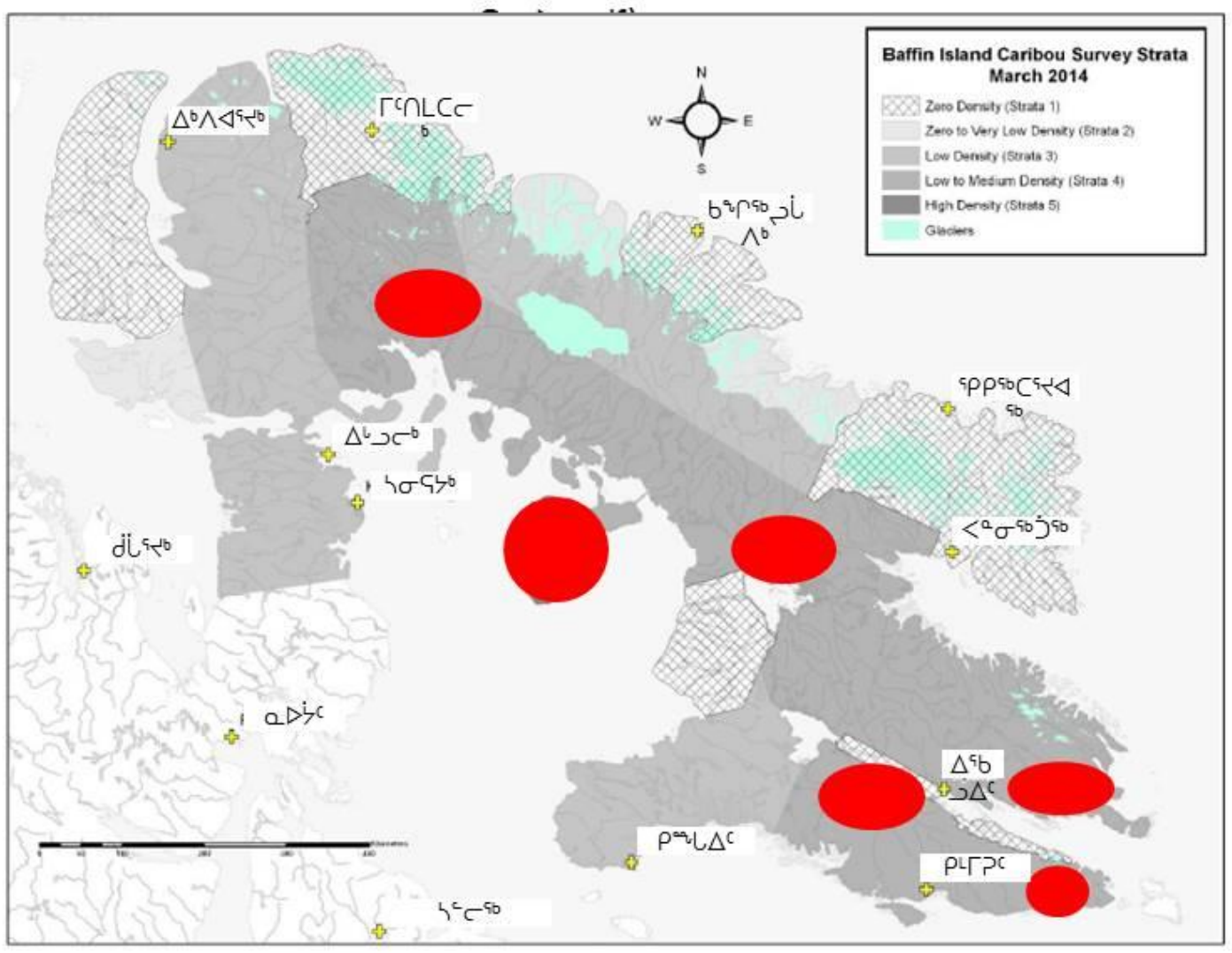
Baffin Island Caribou Survey Strata
March 2014
Zero Density (Strata 1)
Zero to Very Low Density (Strata 2)
Low Density (Strata 3)
Low to Medium Density (Strata 4)
High Density (Strata 5)
Glaciers
N
W
E
S
ᐃᒃᐱᐊᕐᔪᒃ
ᒥᑦᑎᒪᑕᓕᒃ
ᑲᖏᖅᖢᒑᐱᒃ
ᕿᑭᖅᑕᕐᔪᐊᖅ
ᐃᒡᓗᓕᒃ
ᓴᓂᕋᔭᒃ
ᑯᒑᕐᔪᒃ
ᐸᖓᓂᖅᑑᖅ
ᓇᐅᔮᑦ
ᐃᖃᓗᐃᑦ
ᑭᙵᐃᑦ
ᑭᒻᒥᕈᑦ
ᓴᓪᓚᖅ

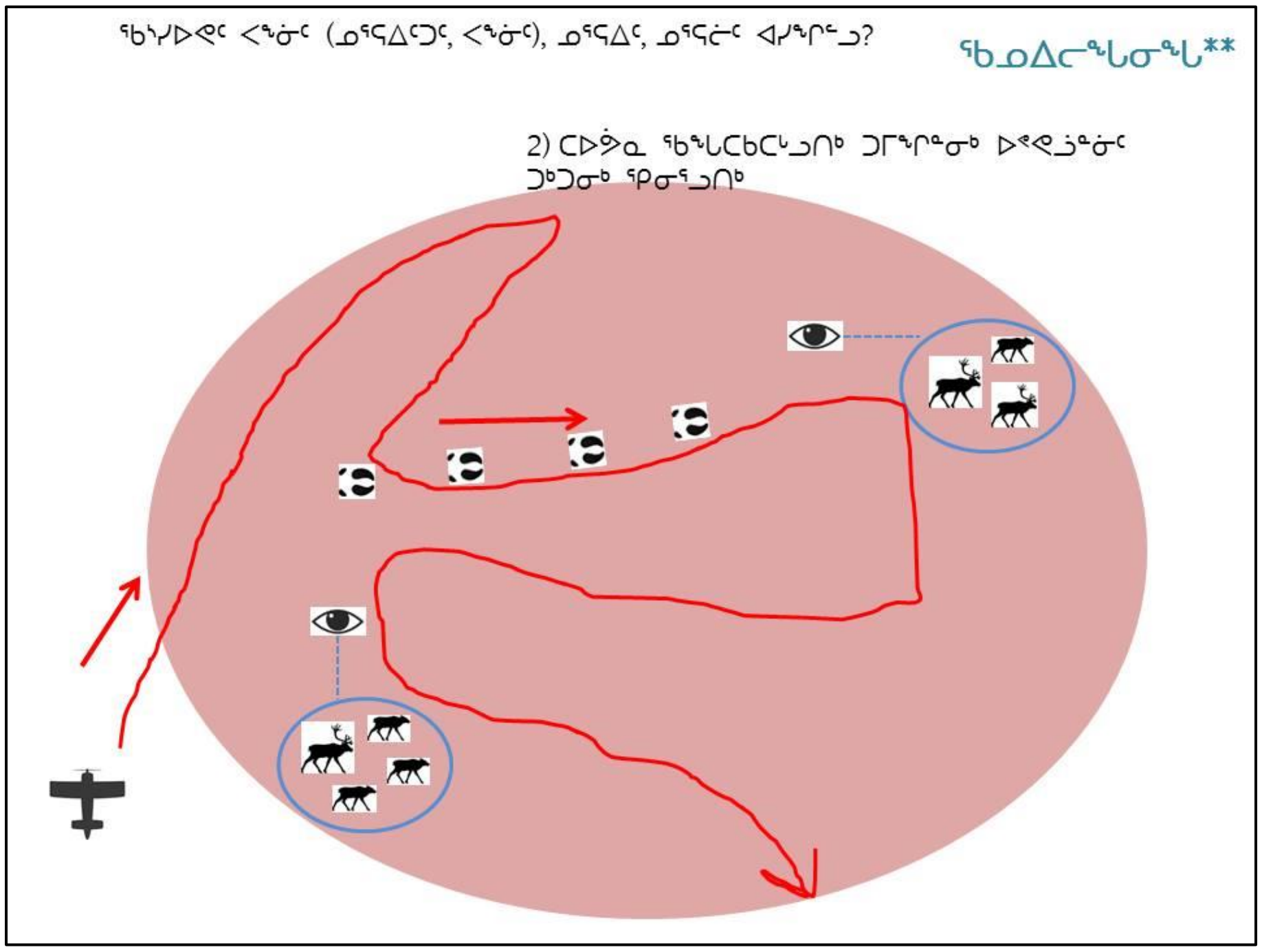

ᖃᓯᐅᕙᑦ ᐸᖖᓂᑦ (ᓄᕋᐃᑦᑐᑦ, ᐸᖖᓂᑦ), ᓄᕋᐃᑦ, ᓄᕋᓖᑦ ᐊᓯᖏᓪᓗ?

ᖃᓄᐃᓕᖓᓂᖓ**

2) ᑕᐅᕝᕙ ᖃᖓᑕᑲᑕᒡᓗᑎᒃ ᑐᒥᖏᓐᓂᒃ ᐅᕝᕙᓘᓐᓃᑦ ᑐᒃᑐᓂᒃ ᕿᓂᕐᓗᑎᒃ

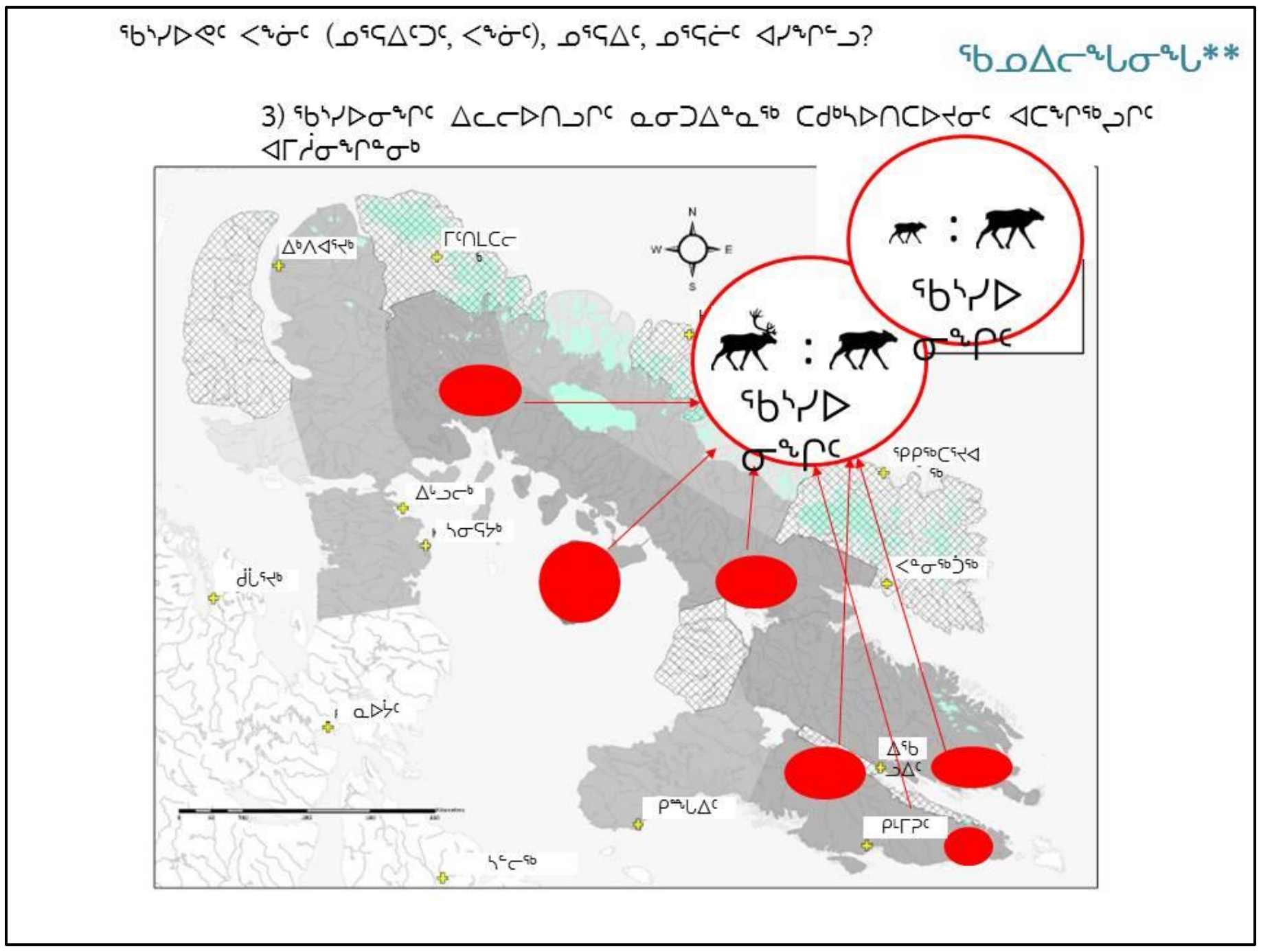

ᖃᓯᐅᕙᑦ ᐸᖖᓂᑦ (ᓄᕋᐃᑦᑐᑦ, ᐸᖖᓂᑦ), ᓄᕋᐃᑦ, ᓄᕋᓖᑦ ᐊᓯᖏᓪᓗ?

ᖃᓄᐃᓕᖓᓂᖓ**

3) ᖃᓯᐅᓂᖏᑦ ᐃᓚᓕᐅᑎᓗᒋᑦ ᓇᓂᑐᐃᓐᓇᖅ ᑕᑯᔭᐅᑎᑕᐅᔪᓂᑦ ᐊᑕᖏᖅᑯᒋᑦ ᐊᒥᖅᓂᖏᓐᓂᒃ

ᐃᒃᐱᐊᕐᔪᒃ
ᒥᑦᑎᒪᑕᓕ ᒃ
ᐃᒡᓗᓕᒃ
ᓴᓂᕋᔭᒃ
ᑯᒌᕐᔪᒃ
ᓇᐅᔮᑦ
ᕿᑭᖅᑕᕐᔪᐊ ᖅ
ᐸᓐᓂᖅᑑᖅ
ᐃᖃ ᓗᐃᑦ
ᑭᙵᐃᑦ
ᑭᒻᒥᕈᑦ
ᓴᓪᓕᖅ
N
W
E
S
ᖃᓯᐅ ᓂᖏᑦ
ᖃᓯᐅ ᓂᖏᑦ

ᖃᓄᐃᓕᖓᓂᖓᓂ ᖃᐅᔨᓴᕈᓯᖅ
2015-2018

ᑎᑭᑕᐅᓇᓱᐊᖅᑐᑦ

1) ᑐᑭᓯᕙᒪᕐᓗᑎᒃ ᖃᓄᐃᙱᑦᑎᐊᖅᑐᓂᒃ ᑐᒃᑐᖏᓐᓂᒃ ᓄᕐᕋᓕᐅᖅᑲᑦᑕᖅᑐᑦ ᐊᒻᒪ ᑭᓲᓂᖏᑦ ᒪᓕᒃᓗᒋᑦ; ᓲᕐᓗ ᓇᓕᐊᒃ ᑐᒃᑑᖅᑲᑎᒌᑦ ᐸᖕᓂᒻᒪᕆᐅᙱᑉᐸᑦ, ᐸᖕᓂᐅᕙᑦ, ᓄᕐᕋᐃᑦᑐᕙᑦ, ᑎᕿᑐᕋᐅᕙᑦ, ᐊᒻᒪ ᓄᕐᕋᖃᖅᐸᑦ.

2) ᑐᑭᓯᕙᒪᕐᓗᑎᒃ ᐃᕐᓂᐅᖅᑐᑦ ᐊᖅᑯᑎᖏᓐᓂᒃ ᑐᒃᑑᖅᑲᑎᒌᑦ ᑭᓲᓂᖏᑦ ᒪᓕᒃᓗᒋᑦ; ᐊᒻᒪ ᐅᐱᕐᖔᒃᑯᑦ ᖃᓄᐃᓕᖓᓂᖏᓐᓂᒃ ᖃᐅᔨᓴᕈᑕᐅᔪᑦ, ᑐᑭᓯᓇᓱᒡᓗᑎᒃ ᓇᓗᓇᐃᖅᓯᒪᔪᑦ ᓄᕐᕋᖅᑲᑦᑎᐊᕐᓂᖏᑦ ᐊᒻᒪ ᐅᑭᐅᒃᑯᑦ ᐊᓇᒃᐸᒃᑐᑦ ᐅᓄᖅᓯᒋᐊᕈᑕᐅᖕᒪᖔᑦ ᐆᕝᕙᓘᓐᓃᑦ ᐅᓄᕈᓐᓃᖅᐸᓪᓕᕈᑕᐅᖕᒪᖔᑦ.

3) ᖃᐅᔨᓴᖅᐸᓪᓕᐊᓗᑎᑦ ᐸᖕᓃᑦ ᖃᔅᓯᐅᓂᖏᑦ ᐸᖕᓃᑦ ᐊᖑᓇᓱᒃᑕᐅᑐᐃᓐᓇᖅᐸᓪᓗᑎᒃ ᐅᓄᕈᓐᓃᖅᐸᓪᓕᐊᑎᑦᑎᙱᒃᑲᓗᐊᕐᒪᖔᑦ ᑐᒃᑐᖏᓐᓂᒃ ᓄᓕᐊᓕᖅᐸᒃᑐᓂᑦ ᐸᖕᖏᓴᐃᓕᕆᓇᖅᑐᓂᒃ.

4) ᖃᓇᓴᐅᔭᒃᑯᑦ ᑐᖅᑯᖅᓯᒪᕝᕙᖕᒥ ᐋᖅᑭᒃᓱᓗᑎᒃ ᒫᓐᓇ ᑐᒃᑐᐃᑦ ᖃᓄᐃᓕᕙᓪᓕᐊᓂᖏᑦ ᓇᓚᐅᑦᑖᕈᑕᐅᓂᐊᖅᑐᒥᑦ ᖃᓄᐃᑉᐸᓪᓕᐊᓂᖏᑦ ᐊᑐᕐᓗᒋᑦ, ᑕᒪᕐᒥᒃ ᖃᓄᐃᑉᐸᓪᓕᐊᓂᖏᑦ. ᐊᑐᖅᑕᐅᓗᑎᒃ ᑎᑎᕋᖅᓯᒪᔪᑦ ᖃᓄᐃᑉᐸᓪᓕᐊᓂᖏᓐᓂᒃ ᓇᓚᐅᑦᑖᕈᑕᐅᓯᒪᔪᓂᑦ 2014-ᒥᑦ ᑐᒃᑑᖅᑲᑎᒋᓂᑦ ᓇᓚᐅᑦᑕᖅᑕᐅᓚᐅᖅᑐᑦ. **

5) ᑐᓴᖅᑎᑦᑎᓗᑎᒃ ᐊᐅᓚᑦᑎᔾᔨᑦ ᐅᖃᖅᑲᑎᒌᒍᑎᖏᓐᓂᒃ ᒫᓐᓇ ᑲᑎᕝᓗᒋᑦ ᐊᖑᓇᓱᒃᑕᐅᔭᓇᖅᑐᑦ ᖃᔅᓯᐅᓂᖏᑦ ᐱᔾᔪᑎᒋᓪᓗᒋᑦ.

**ᐊᕐᕌᒍᓗᓴᖕᓂᑦ ᖃᐅᔨᓴᖅᑕᐅᓯᒪᓪᓗᑎᒃ ᓄᕐᕋᐃᓪᓗ ᐊᓇᒃᓯᒪᔪᑦ ᐅᑭᐅᒃᑯᓪᓗ ᐊᓇᒃᓯᒪᔪᑦ

ᖃᓄᐃᓕᖓᓂᖓᓂ ᖃᐅᔨᓴᕈᓯᑦ
ᕿᑭᖅᑖᓗᑉ ᐅᐊᓐᓇᖓᓃᑦᑐᓄᑦ

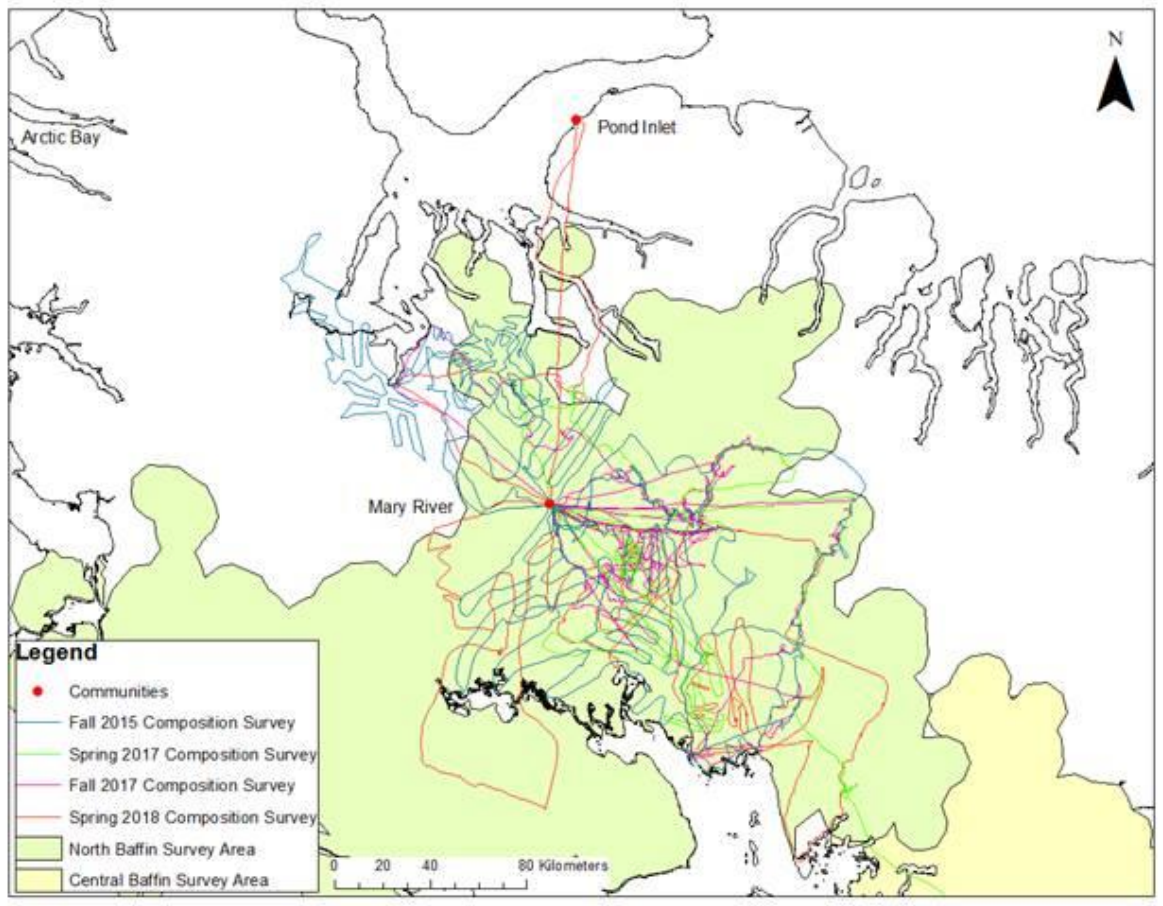
N
Pond Inlet
Arctic Bay
Mary River
Legend
● Communities
Fall 2015 Composition Survey
Spring 2017 Composition Survey
Fall 2017 Composition Survey
Spring 2018 Composition Survey
North Baffin Survey Area
Central Baffin Survey Area
0 20 40 80 Kilometers

ᖃᓄᐃᓕᖓᓂᖓᓂ ᖃᐅᔨᓴᕈᓯᑦ ᕿᑭᖅᑖᓗᒻᒥ ᕿᑎᖅᐸᓯᐊᓂ

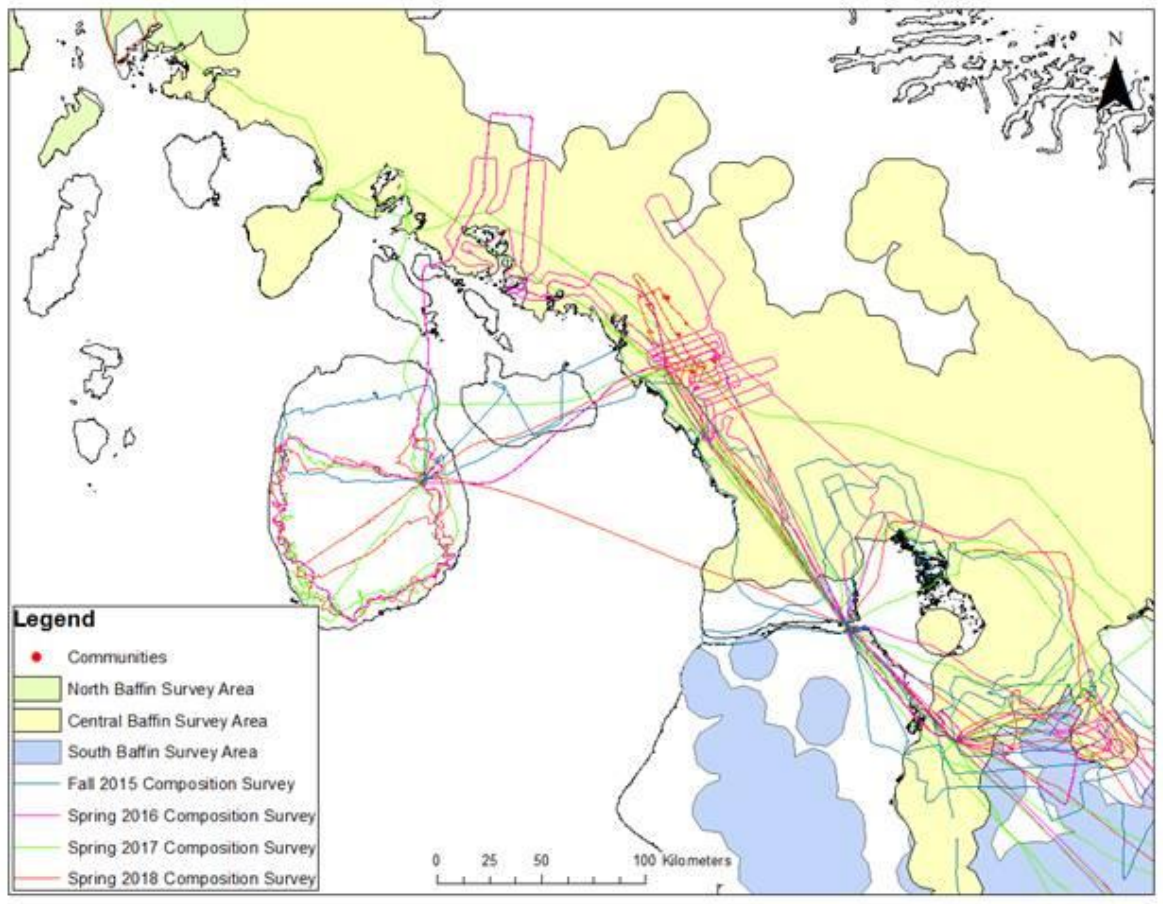
N
Legend
Communities
North Baffin Survey Area
Central Baffin Survey Area
South Baffin Survey Area
Fall 2015 Composition Survey
Spring 2016 Composition Survey
Spring 2017 Composition Survey
Spring 2018 Composition Survey
0 25 50 100 Kilometers

ᖃᓄᐃᓕᖓᓂᖓᓂ ᖃᐅᔨᓴᕈᓯᑦ ᕿᑭᖅᑖᓘᑉ ᓂᒋᐊᓂ

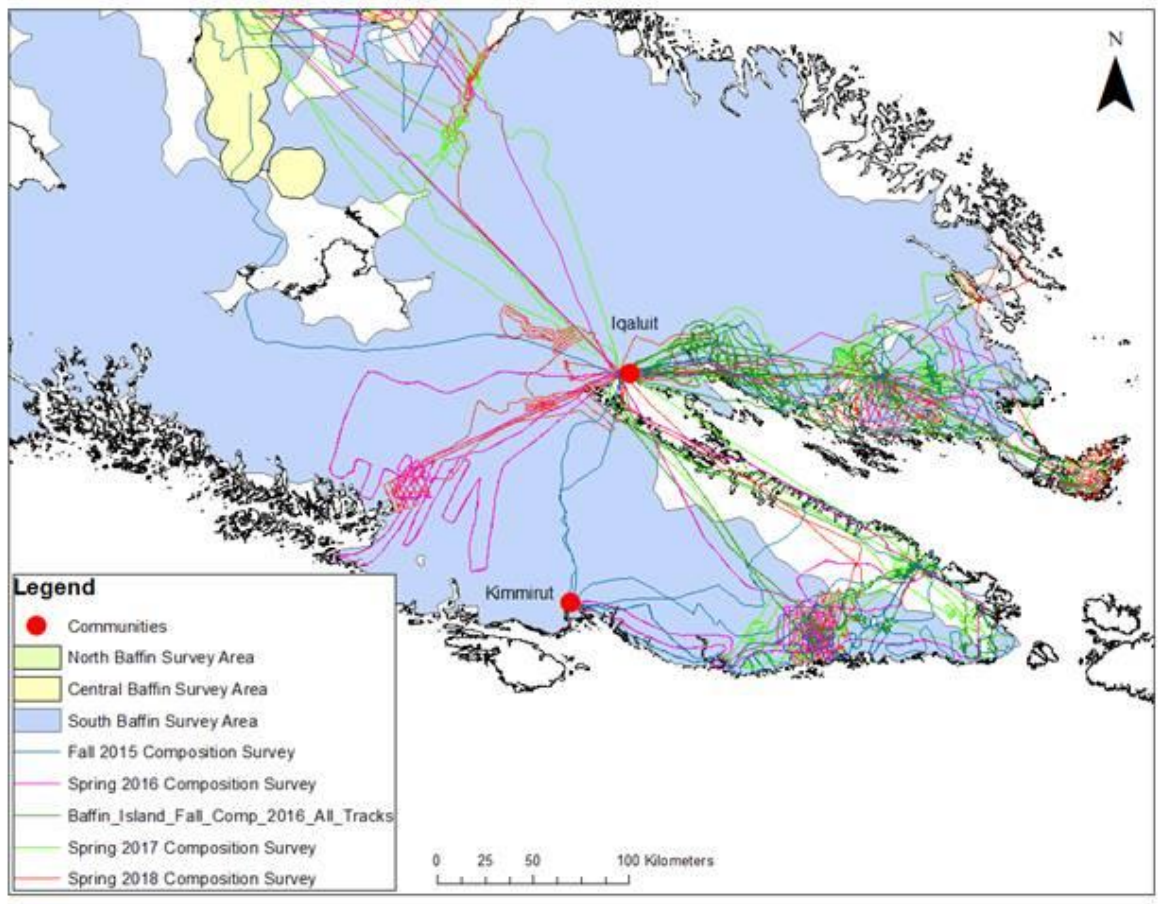
N
Iqaluit
Kimmirut
Legend
Communities
North Baffin Survey Area
Central Baffin Survey Area
South Baffin Survey Area
Fall 2015 Composition Survey
Spring 2016 Composition Survey
Baffin_Island_Fall_Comp_2016_All_Tracks
Spring 2017 Composition Survey
Spring 2018 Composition Survey
0 25 50 100 Kilometers

ᖃᓄᐃᓕᖓᓂᖓᓂ ᖃᐅᔨᓴᕈᓯᑦ
2015-2018

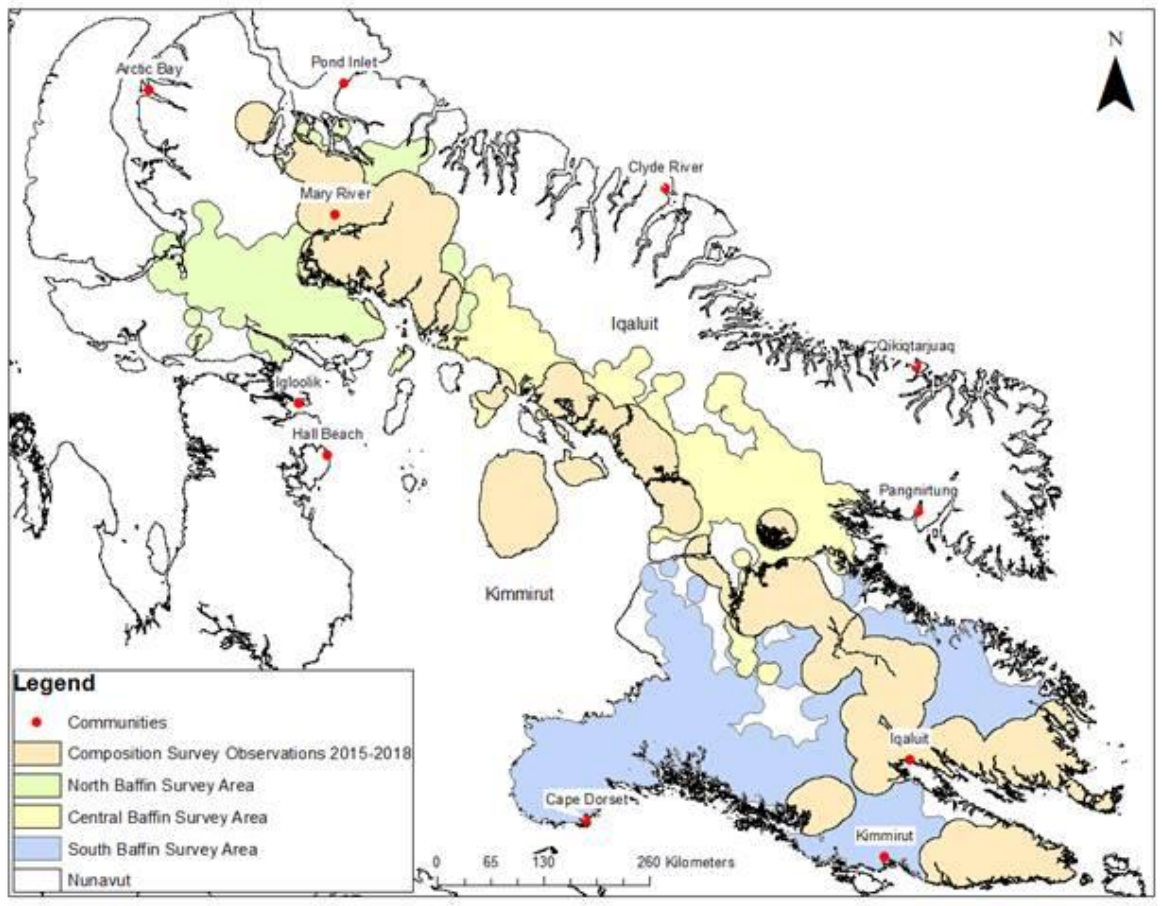
Arctic Bay
Pond Inlet
N
Clyde River
Mary River
Iqaluit
Qikiqtarjuaq
Igloolik
Hall Beach
Pangnirtung
Kimmirut
Legend
● Communities
Composition Survey Observations 2015-2018
North Baffin Survey Area
Central Baffin Survey Area
South Baffin Survey Area
Nunavut
Iqaluit
Cape Dorset
Kimmirut
0 65 130 260 Kilometers

**ᓴᐳᔾᔨᒪᕝᕕᐅᔪᑦ
ᐃᓂᖏᑦ

ᖃᓄᐃᓕᖓᓂᖓᓂ ᖃᐅᔨᓴᕈᓯᑦ
ᖃᐅᔨᓴᕈᑕᐅᔪᑦ



ᖃᓴᓯᐅ
ᓂᖏᑦ



ᖃᓴᓯᐅ
ᓂᖏᑦ

ᐱᓕᕆᐊᖑᖁᔭᐅᔪᑦ ᓄᕐᕋᐃᑦ: ᓄᕐᕋᐃᑦ ᖃᓴᓯᐅᓂᖏᑦ ᓄᓇᕐᓯᐊᒥ ᓱᕐᕌᓗᐊᙱᑦᑐᑦ ᐅᕝᕙᓘᓐᓃᑦ ᐅᓄᖅᓯᕙᓪᓕᐊᔪᑦ:

- 70-90 ᓄᕐᕋᐃᑦ
- 50-70 ᐅᑭᐊᒃᓵᒃᑯᑦ
- 30-50 ᐅᑭᐅᖅᑎᓪᓗᒍ

40 ᐸᖕᓃᑦ:100 ᓄᕐᕋᐃᑦ ᓇᓗᓇᐃᒃᑯᑕᐅᕐᑯᔭᐅᕙᑦ ᐸᖕᓃᑦ ᓈᓴᐅᑎᖏᓐᓄᑦ ᖃᓴᓯᐅᔭᓇᐊᕐᑲᕐᓂᖏᓐᓂᒃ ᑐᒃᑐᖏᑦ ᓄᕐᕋᓕᐅᖅᑐᑦ ᑲᔪᓯᑦᑎᐊᕐᑯᓪᓗᒋᑦ (ᑑᐱ 2001).

ᑖᒃᑯᐊ
ᓇᓗᓇᐃᖅᑕᐅᓯᒪᑐᐃᓐᓇ
ᖃᐸᑦ?

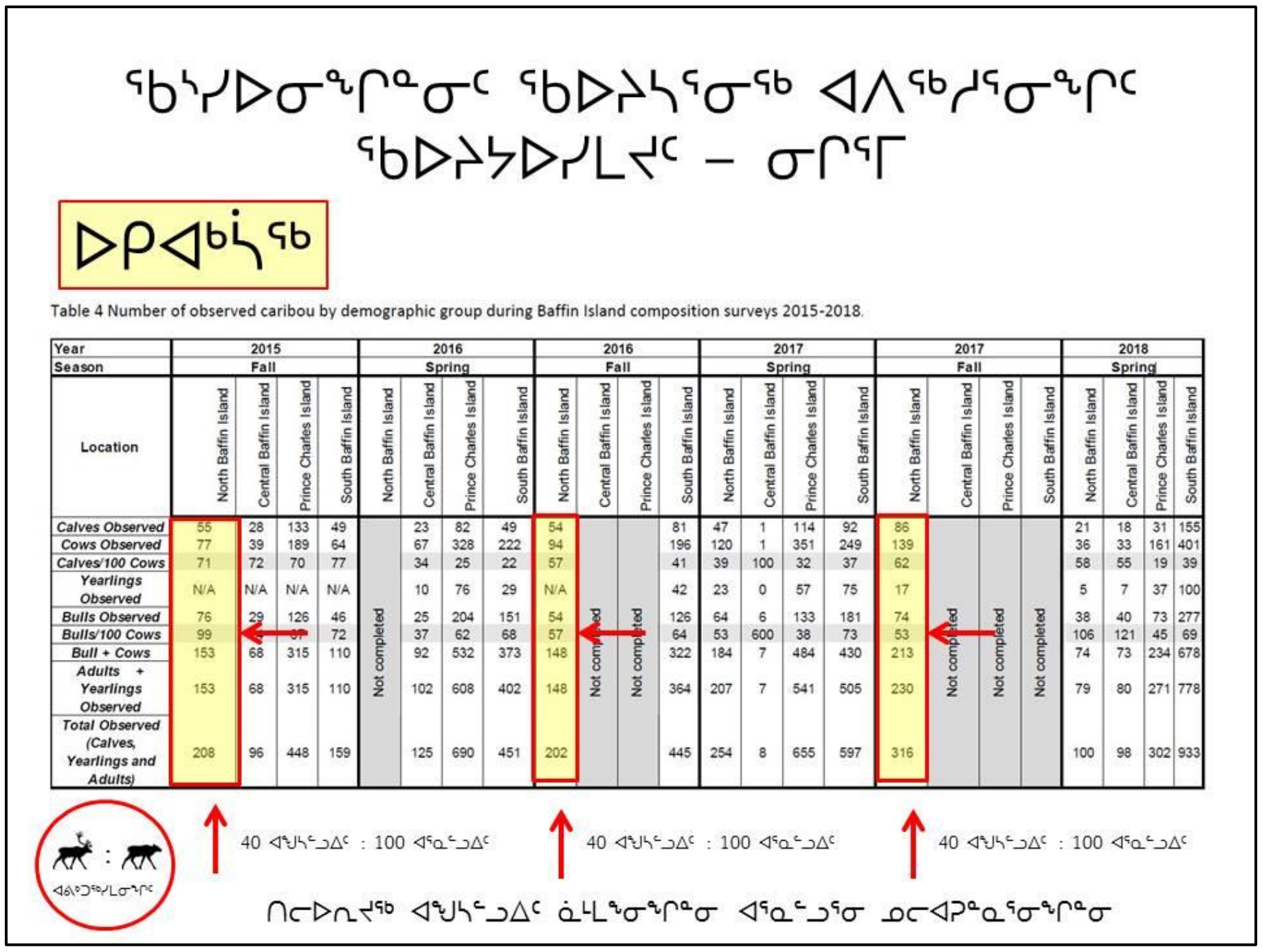

ᖃᔅᓯᐅᓂᖏᓐᓂᑦ ᖃᐅᔨᓴᕐᓂᖅ ᐊᐱᖅᓱᕐᓂᖏᑦ ᖃᐅᔨᔭᐅᓯᒪᔪᑦ – ᓂᒋᕐᒥ

ᐅᑭᐊᒃᓵᖅ

Table 4 Number of observed caribou by demographic group during Baffin Island composition surveys 2015-2018.

Year	2015				2016				2016				2017				2017				2018			
Season	Fall				Spring				Fall				Spring				Fall				Spring			
Location	North Baffin Island	Central Baffin Island	Prince Charles Island	South Baffin Island	North Baffin Island	Central Baffin Island	Prince Charles Island	South Baffin Island	North Baffin Island	Central Baffin Island	Prince Charles Island	South Baffin Island	North Baffin Island	Central Baffin Island	Prince Charles Island	South Baffin Island	North Baffin Island	Central Baffin Island	Prince Charles Island	South Baffin Island	North Baffin Island	Central Baffin Island	Prince Charles Island	South Baffin Island
Calves Observed	55	28	133	49	Not completed	23	82	49	54	Not completed	Not completed	81	47	1	114	92	86	Not completed	Not completed	Not completed	21	18	31	155
Cows Observed	77	39	189	64		67	328	222	94			196	120	1	351	249	139				36	33	161	401
Calves/100 Cows	71	72	70	77		34	25	22	57			41	39	100	32	37	62				58	55	19	39
Yearlings Observed	N/A	N/A	N/A	N/A		10	76	29	N/A			42	23	0	57	75	17				5	7	37	100
Bulls Observed	76	29	126	46		25	204	151	54			126	64	6	133	181	74				38	40	73	277
Bulls/100 Cows	99	74	67	72		37	62	68	57			64	53	600	38	73	53				106	121	45	69
Bull + Cows	153	68	315	110		92	532	373	148			322	184	7	484	430	213				74	73	234	678
Adults + Yearlings Observed	153	68	315	110		102	608	402	148			364	207	7	541	505	230				79	80	271	778
Total Observed (Calves, Yearlings and Adults)	208	96	448	159		125	690	451	202			445	254	8	655	597	316				100	98	302	933

ᐊᕕᒃᑐᖅᓯᒪᓂᖏᑦ

40 ᐊᖑᓯᖅᑐᐃᑦ : 100 ᐊᕐᓇᖅᑐᐃᑦ

40 ᐊᖑᓯᖅᑐᐃᑦ : 100 ᐊᕐᓇᖅᑐᐃᑦ

40 ᐊᖑᓯᖅᑐᐃᑦ : 100 ᐊᕐᓇᖅᑐᐃᑦ

ᑎᓕᐅᕆᔨᖅ ᐊᖑᓯᖅᑐᐃᑦ ᓈᒪᖕᓂᖏᓐᓂ ᐊᕐᓇᖅᑐᕐᓂ ᓄᓕᐊᕈᓐᓇᕐᓂᖏᓐᓂ

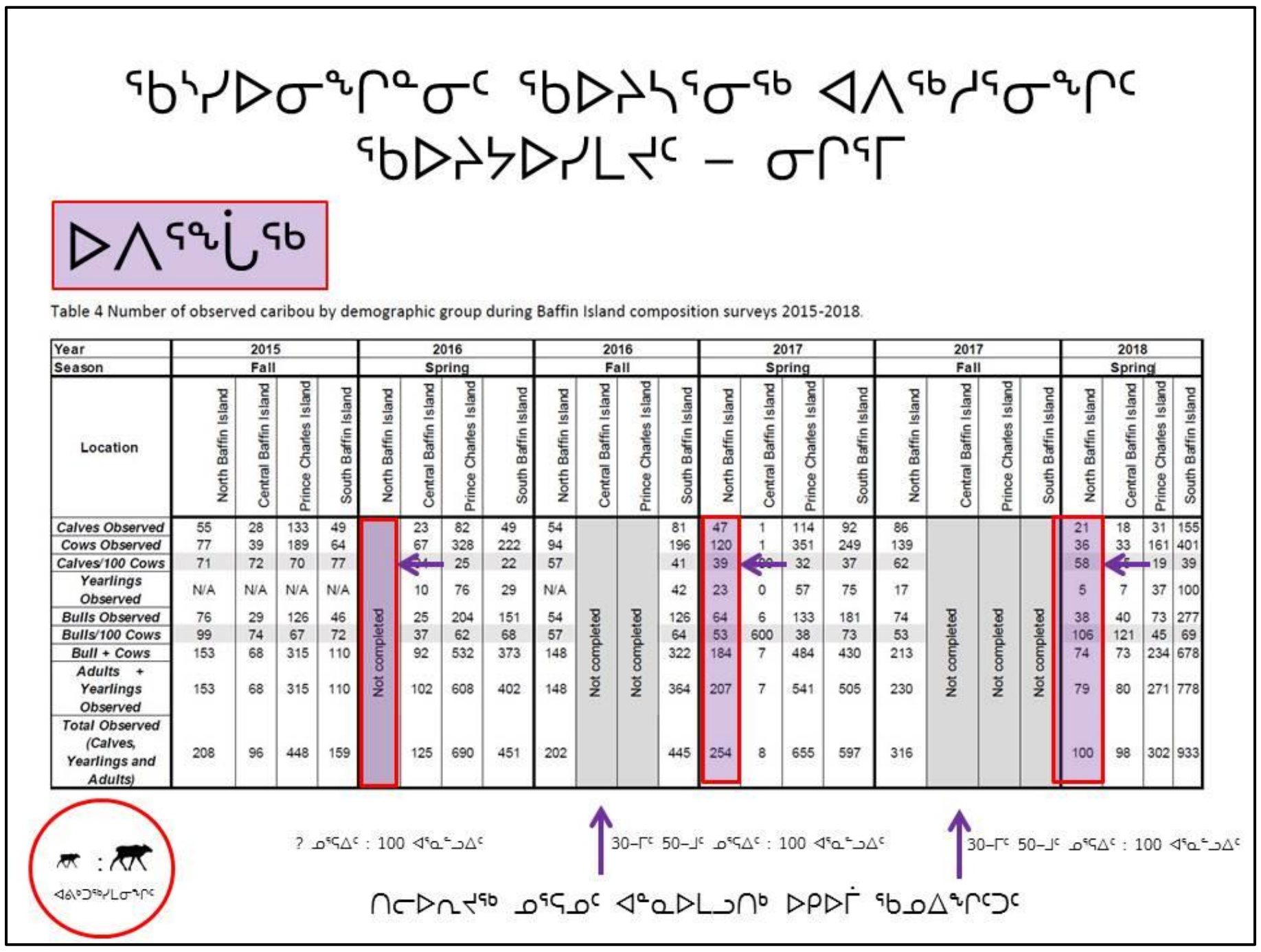

ᖃᔅᓯᐅᓂᖏᓐᓂᑦ ᖃᐅᔨᓴᕐᓂᖅ ᐊᐱᖅᓱᕐᓂᖏᑦ ᖃᐅᔨᔭᐅᓯᒪᔪᑦ – ᓂᒋᕐᒥ

ᐅᐱᕐᖔᖅ

Table 4 Number of observed caribou by demographic group during Baffin Island composition surveys 2015-2018.

Year	2015				2016				2016				2017				2017				2018			
Season	Fall				Spring				Fall				Spring				Fall				Spring			
Location	North Baffin Island	Central Baffin Island	Prince Charles Island	South Baffin Island	North Baffin Island	Central Baffin Island	Prince Charles Island	South Baffin Island	North Baffin Island	Central Baffin Island	Prince Charles Island	South Baffin Island	North Baffin Island	Central Baffin Island	Prince Charles Island	South Baffin Island	North Baffin Island	Central Baffin Island	Prince Charles Island	South Baffin Island	North Baffin Island	Central Baffin Island	Prince Charles Island	South Baffin Island
Calves Observed	55	28	133	49	Not completed	23	82	49	54	Not completed	Not completed	81	47	1	114	92	86	Not completed	Not completed	Not completed	21	18	31	155
Cows Observed	77	39	189	64		67	328	222	94			196	120	1	351	249	139				36	33	161	401
Calves/100 Cows	71	72	70	77		34	25	22	57			41	39	100	32	37	62				58	55	19	39
Yearlings Observed	N/A	N/A	N/A	N/A		10	76	29	N/A			42	23	0	57	75	17				5	7	37	100
Bulls Observed	76	29	126	46		25	204	151	54			126	64	6	133	181	74				38	40	73	277
Bulls/100 Cows	99	74	67	72		37	62	68	57			64	53	600	38	73	53				106	121	45	69
Bull + Cows	153	68	315	110		92	532	373	148			322	184	7	484	430	213				74	73	234	678
Adults + Yearlings Observed	153	68	315	110		102	608	402	148			364	207	7	541	505	230				79	80	271	778
Total Observed (Calves, Yearlings and Adults)	208	96	448	159		125	690	451	202			445	254	8	655	597	316				100	98	302	933

ᐊᕕᒃᑐᖅᓯᒪᓂᖏᑦ

? ᓄᕐᒐᐃᑦ : 100 ᐊᕐᓇᖅᑐᐃᑦ

30–ᒥᑦ 50–ᒧᑦ ᓄᕐᒐᐃᑦ : 100 ᐊᕐᓇᖅᑐᐃᑦ

30–ᒥᑦ 50–ᒧᑦ ᓄᕐᒐᐃᑦ : 100 ᐊᕐᓇᖅᑐᐃᑦ

ᑎᓕᐅᕆᔨᖅ ᓄᕐᒐᓂᑦ ᐊᓐᓇᐅᒪᒍᑎᒃ ᐅᑭᐅᒥ ᖃᓄᐃᖏᑦᑐᑦ

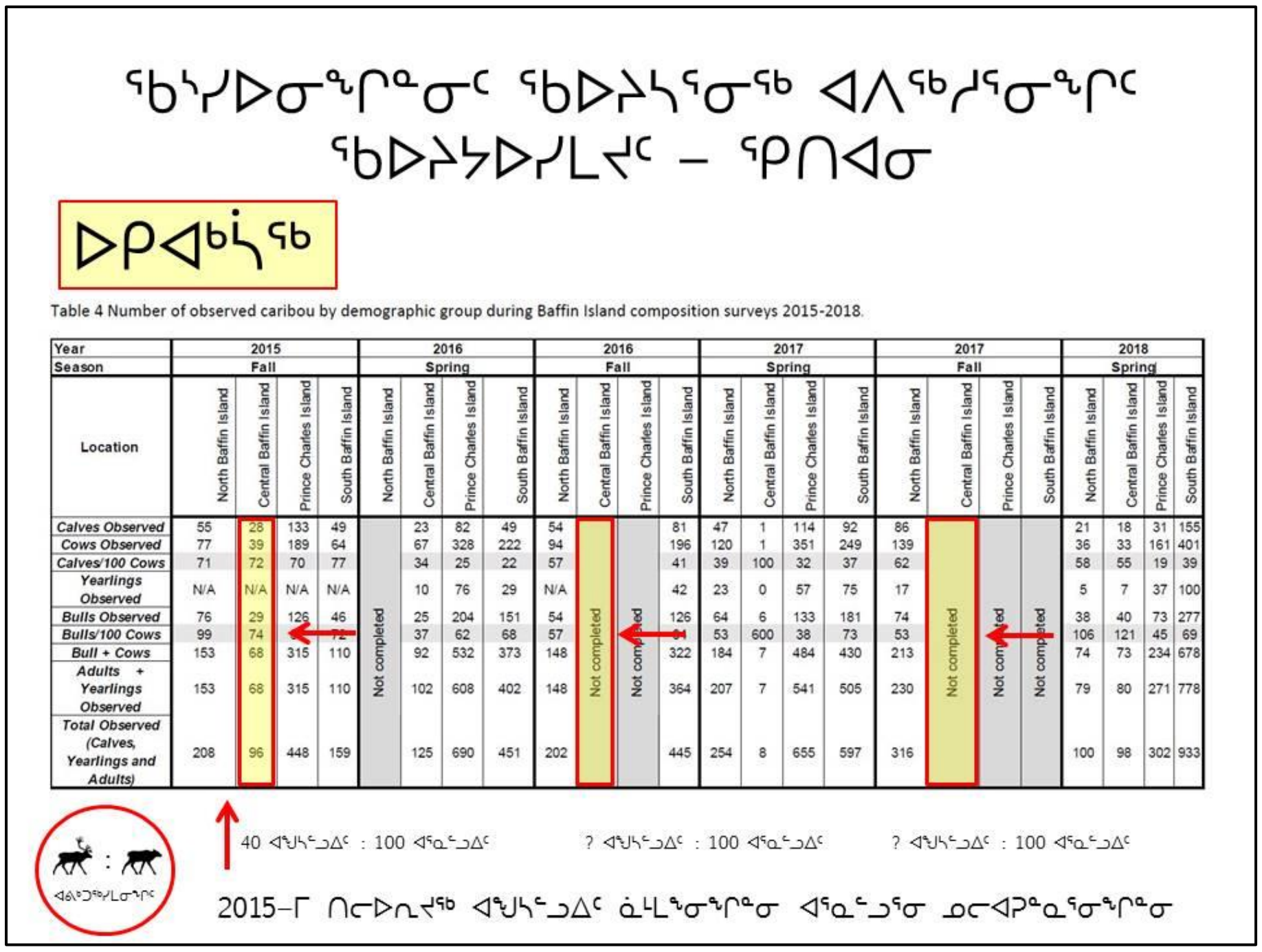

ᖃᑦᓯᐅᓂᖏᓐᓂᑦ ᖃᐅᔨᓴᕐᓂᖅ ᐊᐱᖅᓱᕐᓂᖏᑦ
ᖃᐅᔨᓭᐅᓯᒪᔪᑦ – ᕿᑎᐊᓂ

ᐅᑭᐊᒃᓵᖅ

Table 4 Number of observed caribou by demographic group during Baffin Island composition surveys 2015-2018.

Year	2015				2016				2016				2017				2017				2018			
Season	Fall				Spring				Fall				Spring				Fall				Spring			
Location	North Baffin Island	Central Baffin Island	Prince Charles Island	South Baffin Island	North Baffin Island	Central Baffin Island	Prince Charles Island	South Baffin Island	North Baffin Island	Central Baffin Island	Prince Charles Island	South Baffin Island	North Baffin Island	Central Baffin Island	Prince Charles Island	South Baffin Island	North Baffin Island	Central Baffin Island	Prince Charles Island	South Baffin Island	North Baffin Island	Central Baffin Island	Prince Charles Island	South Baffin Island
Calves Observed	55	28	133	49	Not completed	23	82	49	54	Not completed	Not completed	81	47	1	114	92	86	Not completed	Not completed	Not completed	21	18	31	155
Cows Observed	77	39	189	64		67	328	222	94			196	120	1	351	249	139				36	33	161	401
Calves/100 Cows	71	72	70	77		34	25	22	57			41	39	100	32	37	62				58	55	19	39
Yearlings Observed	N/A	N/A	N/A	N/A		10	76	29	N/A			42	23	0	57	75	17				5	7	37	100
Bulls Observed	76	29	126	46		25	204	151	54			126	64	6	133	181	74				38	40	73	277
Bulls/100 Cows	99	74	67	72		37	62	68	57			64	53	600	38	73	53				106	121	45	69
Bull + Cows	153	68	315	110		92	532	373	148			322	184	7	484	430	213				74	73	234	678
Adults + Yearlings Observed	153	68	315	110		102	608	402	148			364	207	7	541	505	230				79	80	271	778
Total Observed (Calves, Yearlings and Adults)	208	96	448	159		125	690	451	202			445	254	8	655	597	316				100	98	302	933

40 ᐊᖑᓯᖕᓗᐃᑦ : 100 ᐊᕐᓇᖕᓗᐃᑦ

? ᐊᖑᓯᖕᓗᐃᑦ : 100 ᐊᕐᓇᖕᓗᐃᑦ

? ᐊᖑᓯᖕᓗᐃᑦ : 100 ᐊᕐᓇᖕᓗᐃᑦ

2015–ᒥ ᑎᑎᕆᓇᔪᖅ ᐊᖑᓯᖕᓗᐃᑦ ᓈᒻᒪᖕᓂᖏᓐᓂ ᐊᕐᓇᖕᓗᕐᓂ ᓄᑎᐊᕈᓐᓇᕐᓂᖏᓐᓂ

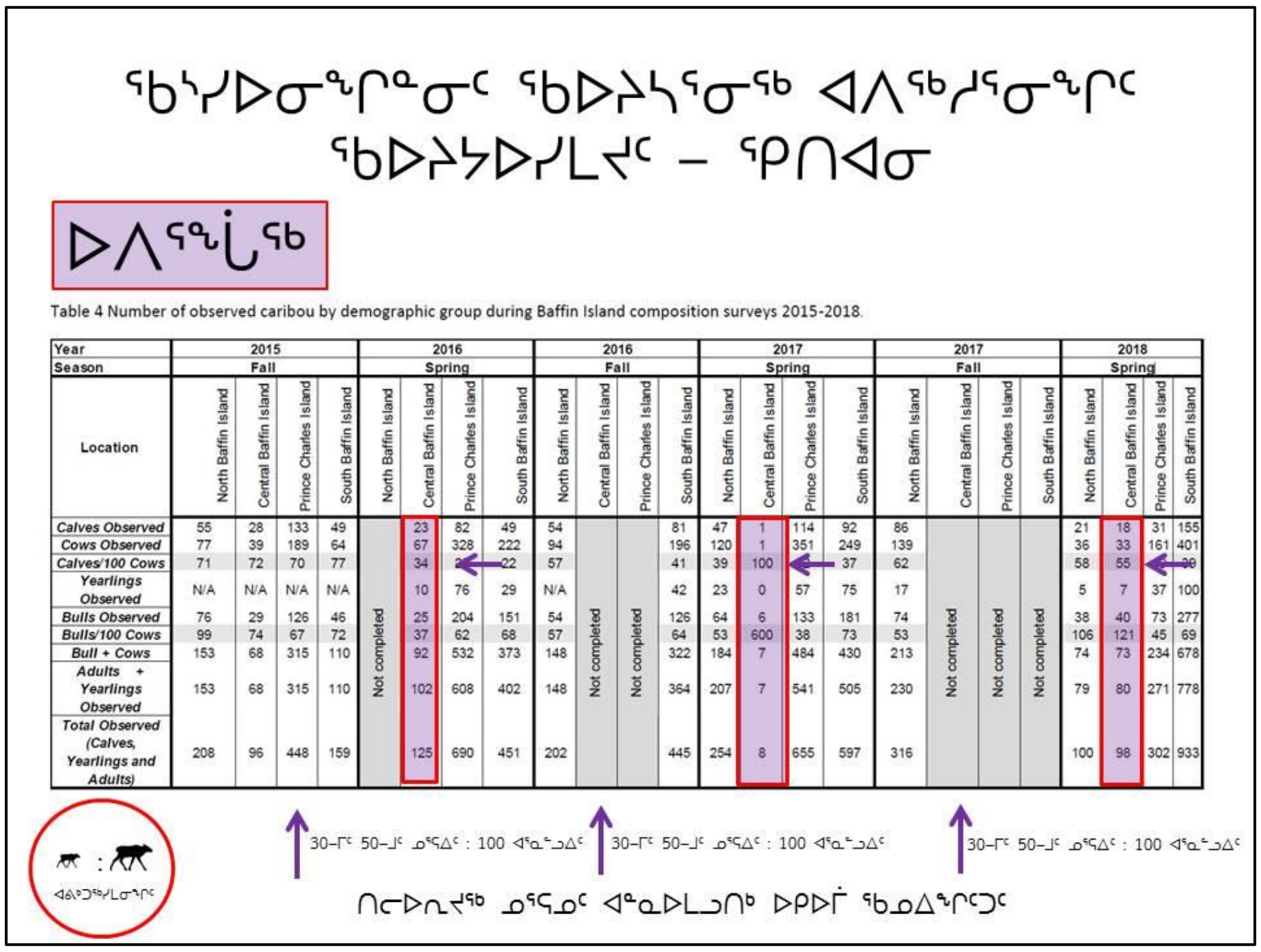

ᖃᑦᓯᐅᓂᖏᓐᓂᑦ ᖃᐅᔨᓴᕐᓂᖅ ᐊᐱᖅᓱᕐᓂᖏᑦ
ᖃᐅᔨᓭᐅᓯᒪᔪᑦ – ᕿᑎᐊᓂ

ᐅᐱᕐᖖᒑᖅ

Table 4 Number of observed caribou by demographic group during Baffin Island composition surveys 2015-2018.

Year	2015				2016				2016				2017				2017				2018			
Season	Fall				Spring				Fall				Spring				Fall				Spring			
Location	North Baffin Island	Central Baffin Island	Prince Charles Island	South Baffin Island	North Baffin Island	Central Baffin Island	Prince Charles Island	South Baffin Island	North Baffin Island	Central Baffin Island	Prince Charles Island	South Baffin Island	North Baffin Island	Central Baffin Island	Prince Charles Island	South Baffin Island	North Baffin Island	Central Baffin Island	Prince Charles Island	South Baffin Island	North Baffin Island	Central Baffin Island	Prince Charles Island	South Baffin Island
Calves Observed	55	28	133	49	Not completed	23	82	49	54	Not completed	Not completed	81	47	1	114	92	86	Not completed	Not completed	Not completed	21	18	31	155
Cows Observed	77	39	189	64		67	328	222	94			196	120	1	351	249	139				36	33	161	401
Calves/100 Cows	71	72	70	77		34	25	22	57			41	39	100	32	37	62				58	55	19	39
Yearlings Observed	N/A	N/A	N/A	N/A		10	76	29	N/A			42	23	0	57	75	17				5	7	37	100
Bulls Observed	76	29	126	46		25	204	151	54			126	64	6	133	181	74				38	40	73	277
Bulls/100 Cows	99	74	67	72		37	62	68	57			64	53	600	38	73	53				106	121	45	69
Bull + Cows	153	68	315	110		92	532	373	148			322	184	7	484	430	213				74	73	234	678
Adults + Yearlings Observed	153	68	315	110		102	608	402	148			364	207	7	541	505	230				79	80	271	778
Total Observed (Calves, Yearlings and Adults)	208	96	448	159		125	690	451	202			445	254	8	655	597	316				100	98	302	933

30–ᒥᑦ 50–ᒧᑦ ᓄᕐᕋᐃᑦ : 100 ᐊᕐᓇᖕᓗᐃᑦ

30–ᒥᑦ 50–ᒧᑦ ᓄᕐᕋᐃᑦ : 100 ᐊᕐᓇᖕᓗᐃᑦ

30–ᒥᑦ 50–ᒧᑦ ᓄᕐᕋᐃᑦ : 100 ᐊᕐᓇᖕᓗᐃᑦ

ᑎᑎᕆᓇᔪᖅ ᓄᕐᕋᓄᑦ ᐊᓐᓇᐅᒪᓗᑎᒃ ᐅᑭᐅᒥ ᖃᓄᐃᖏᑦᑐᑦ

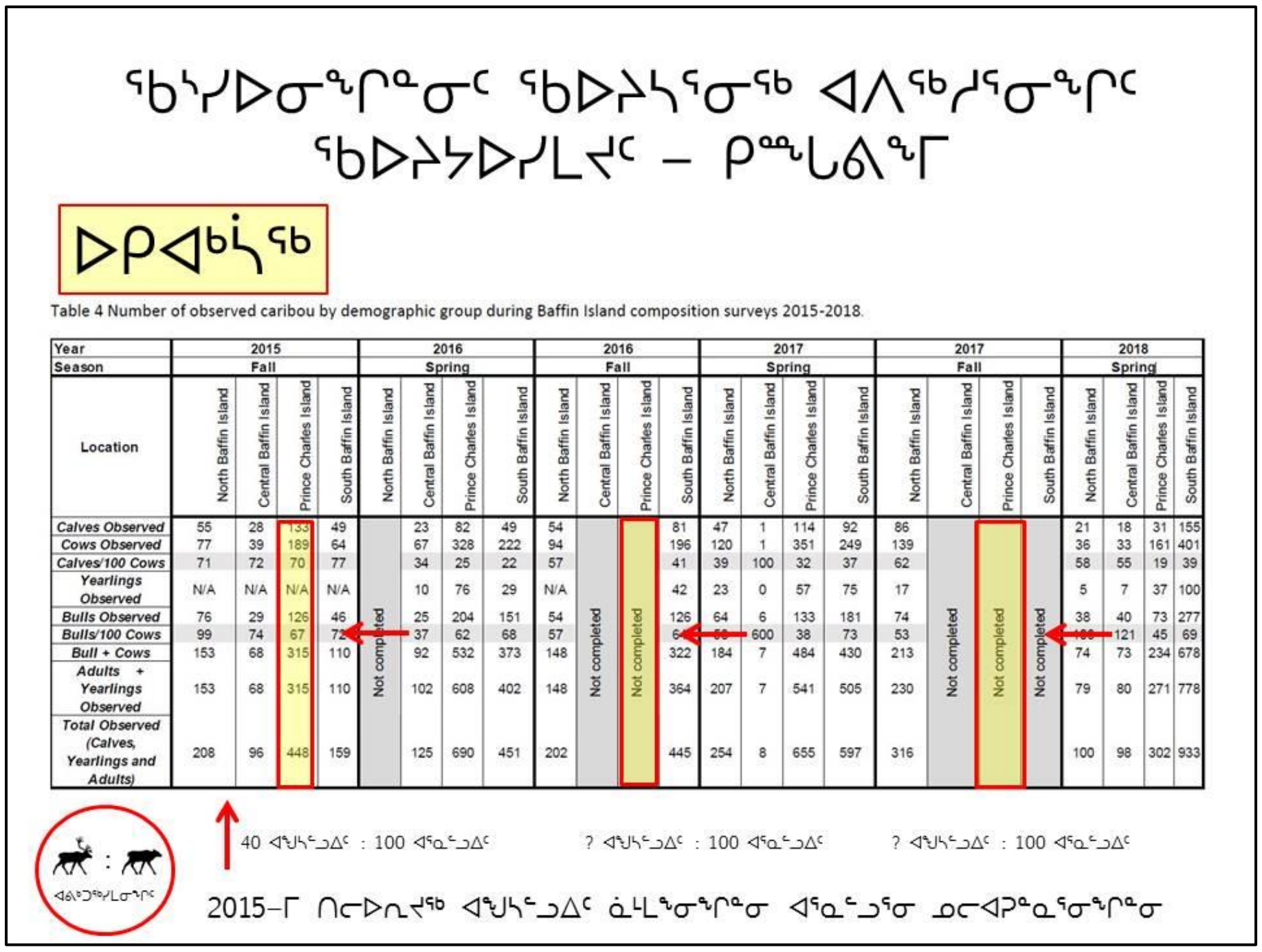

ᖃᔅᓯᐅᓂᖏᓐᓂᑦ ᖃᐅᔨᓴᕐᓂᖅ ᐊᐱᖅᓱᕐᓂᖏᑦ ᖃᐅᔨᔭᐅᓯᒪᔪᑦ – ᑭᙵᒐᕕᖕᒥ

ᐅᑭᐊᒃᓵᖅ

Table 4 Number of observed caribou by demographic group during Baffin Island composition surveys 2015-2018.

Year	2015				2016				2016				2017				2017				2018			
Season	Fall				Spring				Fall				Spring				Fall				Spring			
Location	North Baffin Island	Central Baffin Island	Prince Charles Island	South Baffin Island	North Baffin Island	Central Baffin Island	Prince Charles Island	South Baffin Island	North Baffin Island	Central Baffin Island	Prince Charles Island	South Baffin Island	North Baffin Island	Central Baffin Island	Prince Charles Island	South Baffin Island	North Baffin Island	Central Baffin Island	Prince Charles Island	South Baffin Island	North Baffin Island	Central Baffin Island	Prince Charles Island	South Baffin Island
Calves Observed	55	28	133	49	Not completed	23	82	49	54	Not completed	Not completed	81	47	1	114	92	86	Not completed	Not completed	Not completed	21	18	31	155
Cows Observed	77	39	189	64		67	328	222	94			196	120	1	351	249	139				36	33	161	401
Calves/100 Cows	71	72	70	77		34	25	22	57			41	39	100	32	37	62				58	55	19	39
Yearlings Observed	N/A	N/A	N/A	N/A		10	76	29	N/A			42	23	0	57	75	17				5	7	37	100
Bulls Observed	76	29	126	46		25	204	151	54			126	64	6	133	181	74				38	40	73	277
Bulls/100 Cows	99	74	67	72		37	62	68	57			64	53	600	38	73	53				106	121	45	69
Bull + Cows	153	68	315	110		92	532	373	148			322	184	7	484	430	213				74	73	234	678
Adults + Yearlings Observed	153	68	315	110		102	608	402	148			364	207	7	541	505	230				79	80	271	778
Total Observed (Calves, Yearlings and Adults)	208	96	448	159		125	690	451	202			445	254	8	655	597	316				100	98	302	933

40 ᐊᖑᓴᓪᓗᐃᑦ : 100 ᐊᕐᓇᓪᓗᐃᑦ

? ᐊᖑᓴᓪᓗᐃᑦ : 100 ᐊᕐᓇᓪᓗᐃᑦ

? ᐊᖑᓴᓪᓗᐃᑦ : 100 ᐊᕐᓇᓪᓗᐃᑦ

2015–ᒥ ᑎᓕᐅᕆᔭᖅ ᐊᖑᓴᓪᓗᐃᑦ ᓈᒻᒪᖕᓂᖏᓐᓂ ᐊᕐᓇᓪᓗᕐᓂ ᓄᑕᐊᕈᓐᓇᕐᓂᖏᓐᓂ

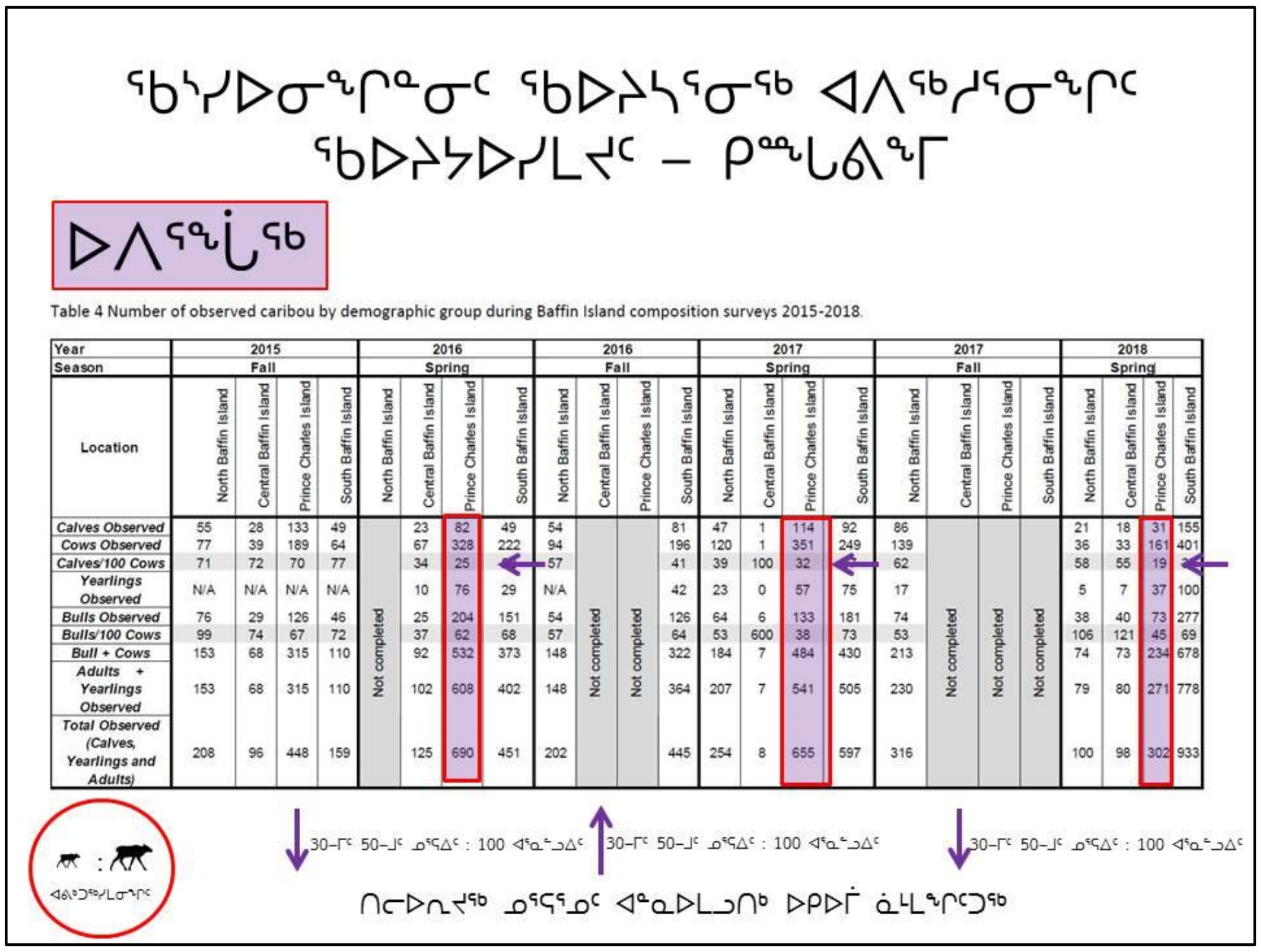

ᖃᔅᓯᐅᓂᖏᓐᓂᑦ ᖃᐅᔨᓴᕐᓂᖅ ᐊᐱᖅᓱᕐᓂᖏᑦ ᖃᐅᔨᔭᐅᓯᒪᔪᑦ – ᑭᙵᒐᕕᖕᒥ

ᐅᐱᕐᖔᖅ

Table 4 Number of observed caribou by demographic group during Baffin Island composition surveys 2015-2018.

Year	2015				2016				2016				2017				2017				2018			
Season	Fall				Spring				Fall				Spring				Fall				Spring			
Location	North Baffin Island	Central Baffin Island	Prince Charles Island	South Baffin Island	North Baffin Island	Central Baffin Island	Prince Charles Island	South Baffin Island	North Baffin Island	Central Baffin Island	Prince Charles Island	South Baffin Island	North Baffin Island	Central Baffin Island	Prince Charles Island	South Baffin Island	North Baffin Island	Central Baffin Island	Prince Charles Island	South Baffin Island	North Baffin Island	Central Baffin Island	Prince Charles Island	South Baffin Island
Calves Observed	55	28	133	49	Not completed	23	82	49	54	Not completed	Not completed	81	47	1	114	92	86	Not completed	Not completed	Not completed	21	18	31	155
Cows Observed	77	39	189	64		67	328	222	94			196	120	1	351	249	139				36	33	161	401
Calves/100 Cows	71	72	70	77		34	25	22	57			41	39	100	32	37	62				58	55	19	39
Yearlings Observed	N/A	N/A	N/A	N/A		10	76	29	N/A			42	23	0	57	75	17				5	7	37	100
Bulls Observed	76	29	126	46		25	204	151	54			126	64	6	133	181	74				38	40	73	277
Bulls/100 Cows	99	74	67	72		37	62	68	57			64	53	600	38	73	53				106	121	45	69
Bull + Cows	153	68	315	110		92	532	373	148			322	184	7	484	430	213				74	73	234	678
Adults + Yearlings Observed	153	68	315	110		102	608	402	148			364	207	7	541	505	230				79	80	271	778
Total Observed (Calves, Yearlings and Adults)	208	96	448	159		125	690	451	202			445	254	8	655	597	316				100	98	302	933

30–ᒥᑦ 50–ᒧᑦ ᓄᕐᕋᐃᑦ : 100 ᐊᕐᓇᓪᓗᐃᑦ

30–ᒥᑦ 50–ᒧᑦ ᓄᕐᕋᐃᑦ : 100 ᐊᕐᓇᓪᓗᐃᑦ

30–ᒥᑦ 50–ᒧᑦ ᓄᕐᕋᐃᑦ : 100 ᐊᕐᓇᓪᓗᐃᑦ

ᑎᓕᐅᕆᔭᖅ ᓄᕐᕋᓂᑦ ᐊᓐᓇᐅᒪᓗᑎᒃ ᐅᑭᐅᒥ ᓈᒻᒪᖏᑦᑐᖅ

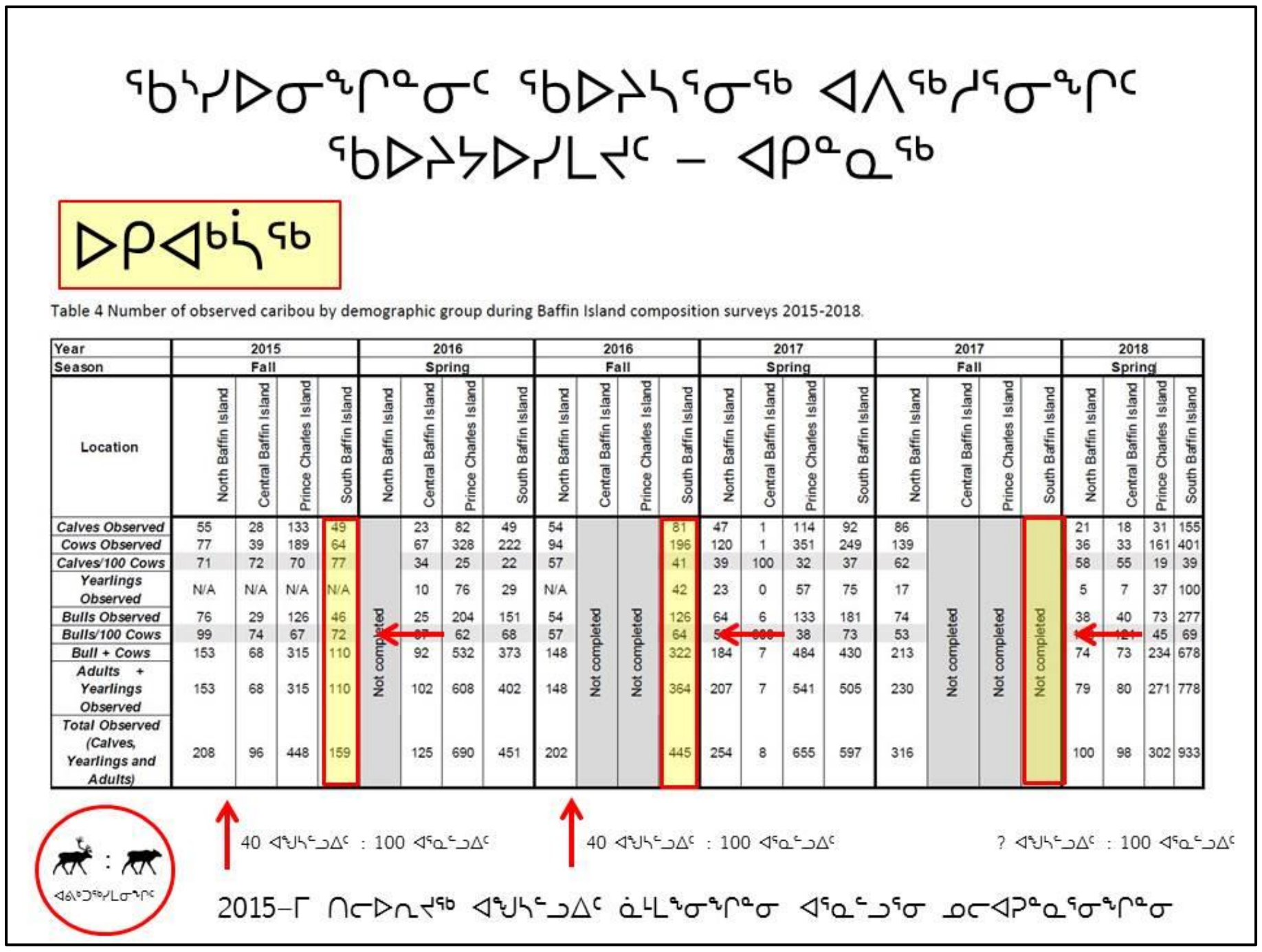

ᖃᔅᓯᐅᓂᖏᓐᓂᑦ ᖃᐅᔨᓴᕐᓂᖅ ᐊᐱᖅᓱᕐᓂᖏᑦ ᖃᐅᔨᓴᐅᓯᒪᔪᑦ – ᐊᑭᓐᓇᖅ

ᐅᑭᐊᒃᓵᖅ

Table 4 Number of observed caribou by demographic group during Baffin Island composition surveys 2015-2018.

Year	2015				2016				2016				2017				2017				2018			
Season	Fall				Spring				Fall				Spring				Fall				Spring			
Location	North Baffin Island	Central Baffin Island	Prince Charles Island	South Baffin Island	North Baffin Island	Central Baffin Island	Prince Charles Island	South Baffin Island	North Baffin Island	Central Baffin Island	Prince Charles Island	South Baffin Island	North Baffin Island	Central Baffin Island	Prince Charles Island	South Baffin Island	North Baffin Island	Central Baffin Island	Prince Charles Island	South Baffin Island	North Baffin Island	Central Baffin Island	Prince Charles Island	South Baffin Island
Calves Observed	55	28	133	49	Not completed	23	82	49	54	Not completed	Not completed	81	47	1	114	92	86	Not completed	Not completed	Not completed	21	18	31	155
Cows Observed	77	39	189	64		67	328	222	94			196	120	1	351	249	139				36	33	161	401
Calves/100 Cows	71	72	70	77		34	25	22	57			41	39	100	32	37	62				58	55	19	39
Yearlings Observed	N/A	N/A	N/A	N/A		10	76	29	N/A			42	23	0	57	75	17				5	7	37	100
Bulls Observed	76	29	126	46		25	204	151	54			126	64	6	133	181	74				38	40	73	277
Bulls/100 Cows	99	74	67	72		37	62	68	57			64	53	600	38	73	53				106	121	45	69
Bull + Cows	153	68	315	110		92	532	373	148			322	184	7	484	430	213				74	73	234	678
Adults + Yearlings Observed	153	68	315	110		102	608	402	148			364	207	7	541	505	230				79	80	271	778
Total Observed (Calves, Yearlings and Adults)	208	96	448	159		125	690	451	202			445	254	8	655	597	316				100	98	302	933

40 ᐊᖑᓯᖅᑐᐃᑦ : 100 ᐊᕐᓇᖅᑐᐃᑦ

40 ᐊᖑᓯᖅᑐᐃᑦ : 100 ᐊᕐᓇᖅᑐᐃᑦ

? ᐊᖑᓯᖅᑐᐃᑦ : 100 ᐊᕐᓇᖅᑐᐃᑦ

ᐊᕕᒃᑐᖅᓯᒪᓂᖏᑦ

2015–ᒥ ᑎᓕᐅᕆᔪᖅ ᐊᖑᓯᖅᑐᐃᑦ ᓈᒻᒪᖕᓂᖏᓐᓂ ᐊᕐᓇᖅᑐᕐᓂ ᓄᓕᐊᕈᓐᓇᕐᓂᖏᓐᓂ

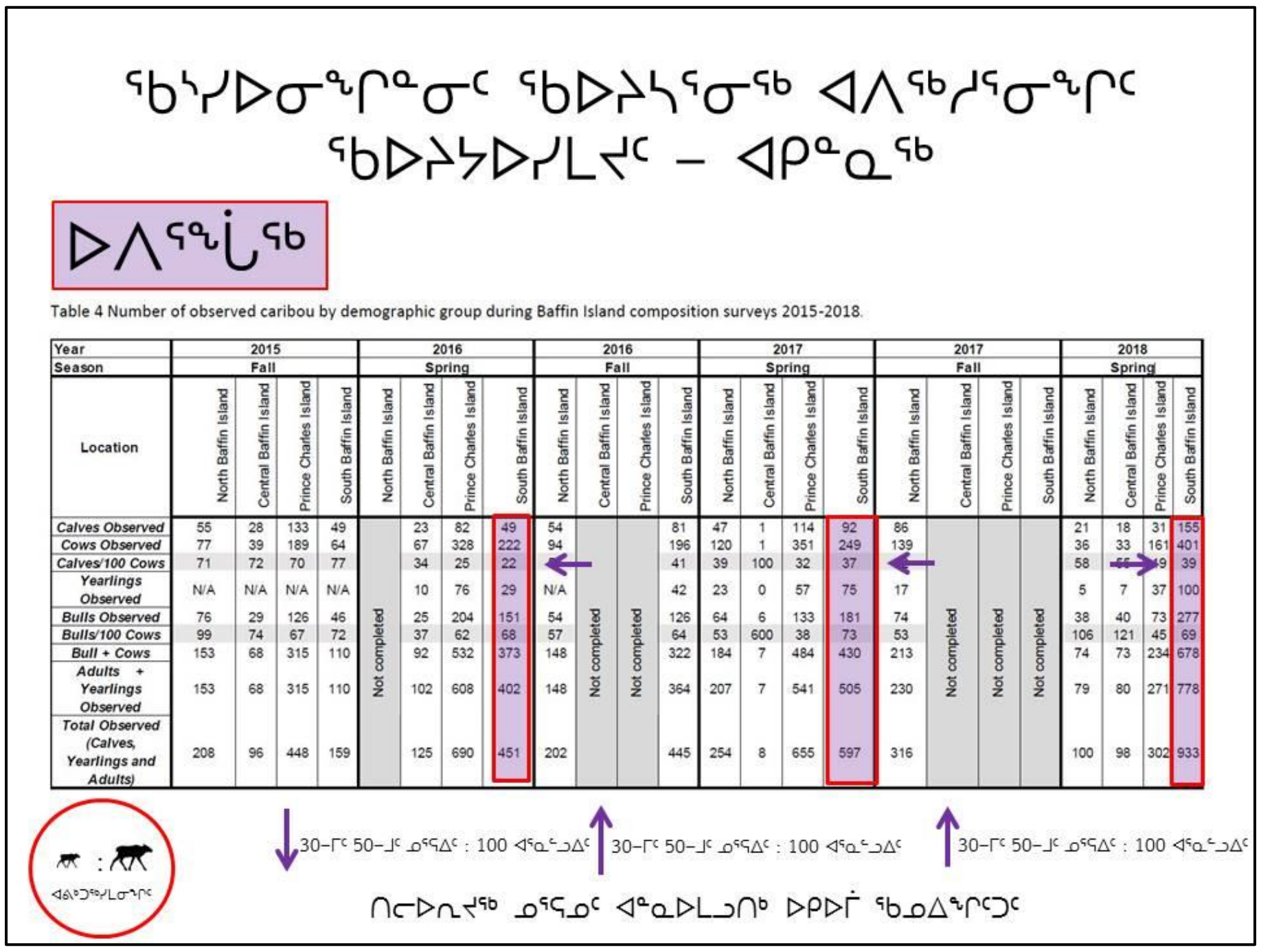

ᖃᔅᓯᐅᓂᖏᓐᓂᑦ ᖃᐅᔨᓴᕐᓂᖅ ᐊᐱᖅᓱᕐᓂᖏᑦ ᖃᐅᔨᓴᐅᓯᒪᔪᑦ – ᐊᑭᓐᓇᖅ

ᐅᐱᕐᖔᖅ

Table 4 Number of observed caribou by demographic group during Baffin Island composition surveys 2015-2018.

Year	2015				2016				2016				2017				2017				2018			
Season	Fall				Spring				Fall				Spring				Fall				Spring			
Location	North Baffin Island	Central Baffin Island	Prince Charles Island	South Baffin Island	North Baffin Island	Central Baffin Island	Prince Charles Island	South Baffin Island	North Baffin Island	Central Baffin Island	Prince Charles Island	South Baffin Island	North Baffin Island	Central Baffin Island	Prince Charles Island	South Baffin Island	North Baffin Island	Central Baffin Island	Prince Charles Island	South Baffin Island	North Baffin Island	Central Baffin Island	Prince Charles Island	South Baffin Island
Calves Observed	55	28	133	49	Not completed	23	82	49	54	Not completed	Not completed	81	47	1	114	92	86	Not completed	Not completed	Not completed	21	18	31	155
Cows Observed	77	39	189	64		67	328	222	94			196	120	1	351	249	139				36	33	161	401
Calves/100 Cows	71	72	70	77		34	25	22	57			41	39	100	32	37	62				58	55	19	39
Yearlings Observed	N/A	N/A	N/A	N/A		10	76	29	N/A			42	23	0	57	75	17				5	7	37	100
Bulls Observed	76	29	126	46		25	204	151	54			126	64	6	133	181	74				38	40	73	277
Bulls/100 Cows	99	74	67	72		37	62	68	57			64	53	600	38	73	53				106	121	45	69
Bull + Cows	153	68	315	110		92	532	373	148			322	184	7	484	430	213				74	73	234	678
Adults + Yearlings Observed	153	68	315	110		102	608	402	148			364	207	7	541	505	230				79	80	271	778
Total Observed (Calves, Yearlings and Adults)	208	96	448	159		125	690	451	202			445	254	8	655	597	316				100	98	302	933

30–ᒥᑦ 50–ᒧᑦ ᓄᕐᕋᐃᑦ : 100 ᐊᕐᓇᖅᑐᐃᑦ

30–ᒥᑦ 50–ᒧᑦ ᓄᕐᕋᐃᑦ : 100 ᐊᕐᓇᖅᑐᐃᑦ

30–ᒥᑦ 50–ᒧᑦ ᓄᕐᕋᐃᑦ : 100 ᐊᕐᓇᖅᑐᐃᑦ

ᐊᕕᒃᑐᖅᓯᒪᓂᖏᑦ

ᑎᓕᐅᕆᔪᖅ ᓄᕐᕋᓂᑦ ᐊᓐᓇᐅᒪᑐᑎᒃ ᐅᑭᐅᒥ ᖃᓄᐃᖕᒋᑦᑐᑦ

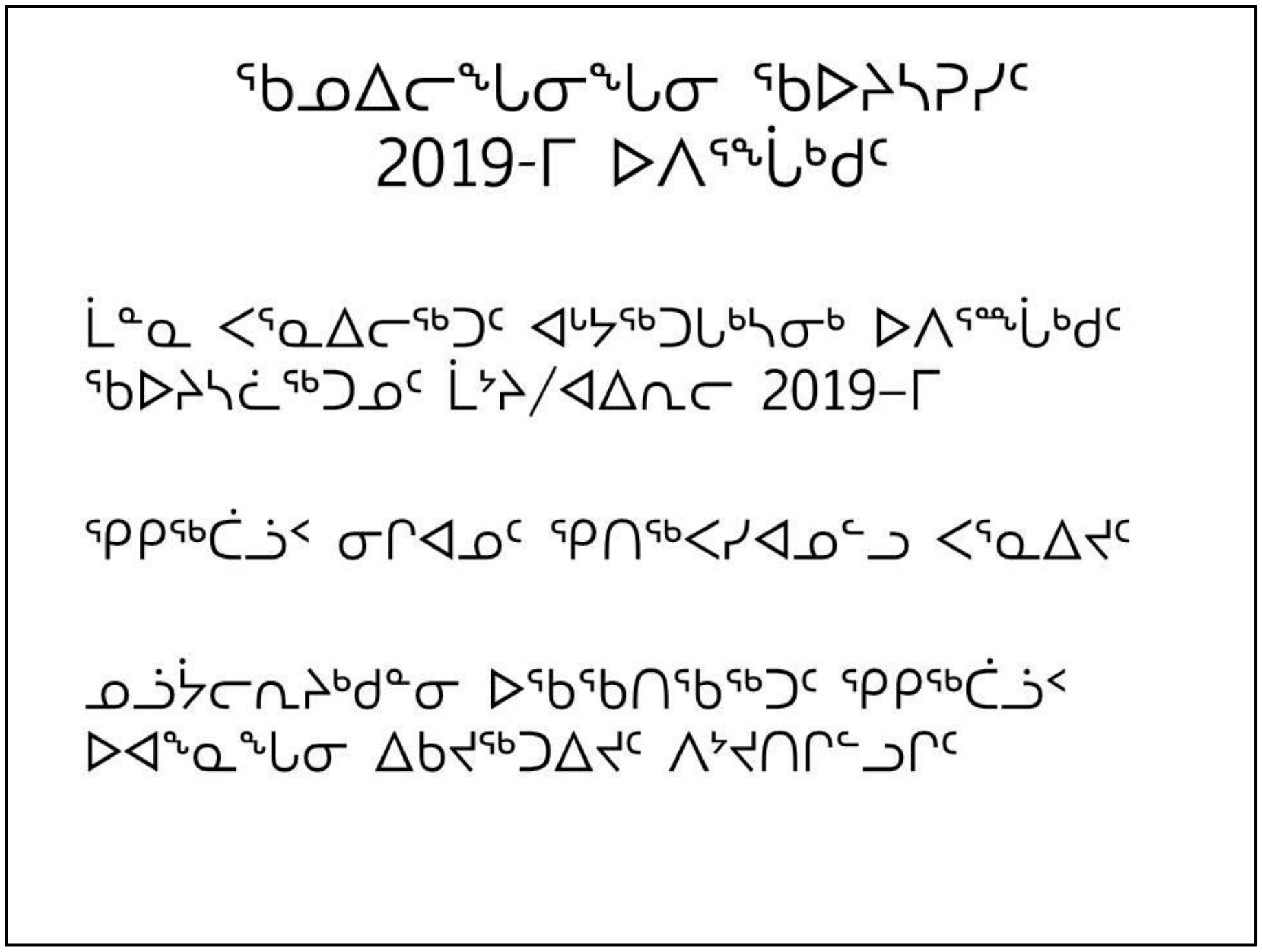

ᖃᓄᐃᓕᖓᓂᖓᓂ ᖃᐅᔨᓴᕈᓯᑦ
2019-ᒥ ᐅᐱᕐᖕᒑᒃᑯᑦ

ᒫᓐᓇ ᐸᕐᓇᐃᓕᖅᑐᑦ ᐊᒡᔭᖅᑐᒐᒃᓴᓂᒃ ᐅᐱᕐᖖᒑᒃᑯᑦ
ᖃᐅᔨᓴᑖᖅᑐᓄᑦ ᒫᔾᔨ/ᐊᐃᕆᓕ 2019–ᒥ

ᕿᑭᖅᑖᓘᑉ ᓂᒋᐊᓄᑦ ᕿᑎᖅᐸᓯᐊᓄᓪᓗ ᐸᕐᓇᐃᔪᑦ

ᓄᓘᔾᓕᓇᔾᒃᑯᓐᓂ ᐅᖃᖃᑎᖃᖅᑐᑦ ᕿᑭᖅᑖᓘᑉ
ᐅᐊᖕᓇᖓᓂ ᐃᑲᔪᖅᑐᐃᔪᑦ ᐱᔾᔪᑎᒋᓪᓗᒋᑦ

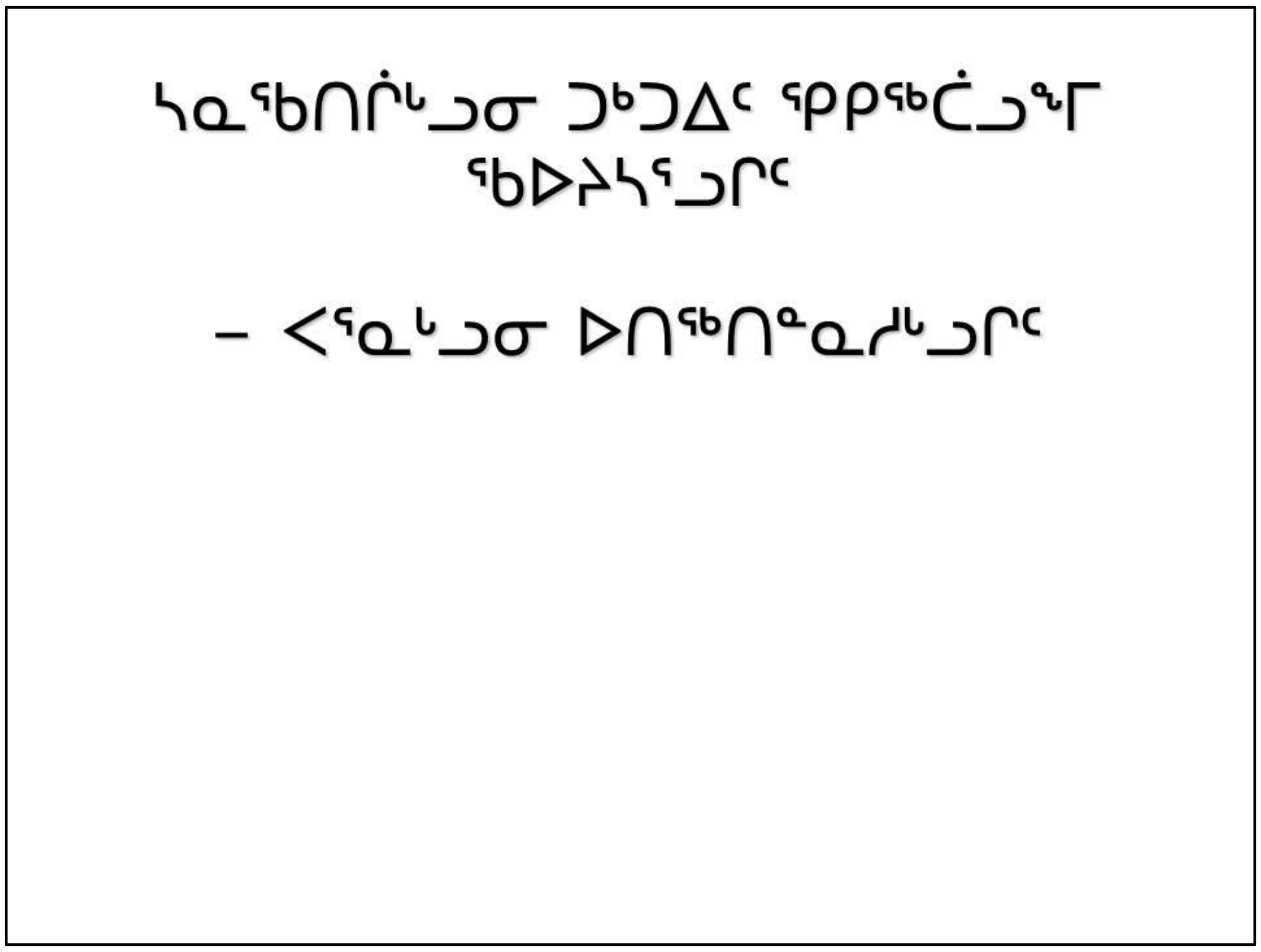

ᓴᓇᖃᑎᒌᒡᓗᓂ ᑐᒃᑐᐃᑦ ᕿᑭᖅᑖᓗᖕᒥ
ᖃᐅᔨᓴᕐᓗᒋᑦ

– ᐸᕐᓇᒡᓗᓂ ᐅᑎᖅᑎᓐᓇᓱᒡᓗᒋᑦ

ᖃᖓᑕᔫᒃᑯᑦ ᖃᐅᔨᓴᕐᓃᑦ

- ᑐᒃᑐᓂᒃ ᑕᐅᑐᖕᓂᕐᒥᑦ ᑐᓱᕈᑎᖃᖏᓐᓂᖅᐹᖑᔪᖅ.
- ᐊᖏᔪᓂᒃ ᐃᓂᐅᔪᓂᒃ ᕿᒥᕐᕈᔪᓐᓇᖅᑐᑦ.
- ᐊᑐᖅᑕᐅᔪᓐᓇᖅᑐᑦ ᐅᖁᕐᓂᖏᑕ ᖃᖁᐃᓚᖓᓂᖏᑦ ᓇᑐᓇᐃᕋᓯᓪᓗᑎᑦ.
- ᐊᑐᖅᑕᐅᔪᓐᓇᖅᑐᑦ ᐅᖁᕐᓂᖏᑦ ᓇᓚᐅᑦᑖᕋᓯᓪᓗᑎᑦ.
- ᐊᑐᖅᑕᐅᔪᓐᓇᖅᑐᑦ ᑎᑎᕋᖅᑕᐅᓗᑎᒃ ᐅᖁᖅᑐᑦ ᓇᒦᓐᓂᖏᑕ ᐊᓯᔾᔨᖅᐸᓪᓚᐊᓂᖏᓐᓂ.

ᖃᔅᓯᐅᓂᖏᓐᓂᑦ ᖃᐅᔨᓴᕐᓂᖅ ᐊᐱᖅᓱᕐᓂᖏᑦ

- ᐊᑭᑐᔪᓐᓇᖅᑐᖅ.
- ᐊᑐᖅᑕᐅᔪᓐᓇᖅᑐᑦ ᓇᓗᓇᐃᒃᑯᑕᐅᓗᓂ ᐅᖁᕐᓂᖏᑕ ᖃᖁᐃᓚᖓᓂᖏᓐᓂᒃ.
- ᐊᑐᖅᑕᐅᔪᓐᓇᖅᑐᑦ ᐊᐅᓚᔾᔭᒃᑎᑦᑎᓂᕐᒥ ᐊᑭᑐᓂᖅᓴᓂᒃ ᖃᖓᑕᔫᒃᑯᑦ ᖃᐅᔨᓴᕐᓂᕐᒥ.
- ᐊᕐᓇᓪᓗᐃᑦ ᐊᖑᓴᓪᓗᐃᓪᓗ ᐊᓯᔾᔨᖅᐸᓪᓚᐊᓂᖏᓐᓄ ᐊᓐᓇᐅᒪᓂᕐᒧᑦ ᖃᐅᔨᓴᖅᑐᑦ.
- ᓇᓗᓇᐃᒃᑯᑕᐅᔪᓐᓇᖅᐳᑦ ᐅᖁᖅᓯᕙᓪᓚᐊᓂᖏᓐᓄ.

ᓂᐱᓕᐅᕆᓂᕐᒧᑦ ᖃᐅᔨᓴᕐᓂᖅ

- ᐊᑭᖏᓐᓂ ᐊᑐᑦᑎᐊᕐᓂᖅ.
- ᖃᖓᑕᓲᒃᑯᑦ ᐊᒻᒪᓗ ᖃᔅᓯᐅᓂᖏᓐᓂᑦ ᖃᐅᔨᓴᕐᓂᐅᑉ ᐊᑭᖏᓐᓂᒃ ᐊᑦᑎᒃᓯᑎᑦᑎᔪᒻᒪᓇᒃ.
- ᐊᑐᖅᑕᐅᔪᓐᓇᖅᑐᑦ ᓇᓄᓇᐃᕋᓱᒡᓗᒥᑦ ᐊᖀᒍᑕᓖᑦ ᑎᑭᑦᑕᕐᓂᖏᑕ ᐃᓂᖏᓐᓂᒃ.
- ᐊᑐᖅᑕᐅᔪᓐᓇᖅᑐᑦ ᓇᓄᓇᐃᕋᓱᒡᓗᒥᑦ ᐊᖀᒎᑉ ᐃᓗᐊᓃᑦᑑᑉ ᐃᓂᖏᓐᓂ.
- ᐊᑐᖅᑕᐅᔪᓐᓇᖅᑐᑦ ᐃᑲᔪᖅᓱᐃᓗᑎᒃ ᖃᖓᑕᓲᒃᑯᑦ ᖃᐅᔨᓴᕐᓂᕐᒥ ᐱᓕᕆᐊᖑᔪᑦ.
- ᐊᑐᖅᑕᐅᔪᓐᓇᖅᑐᑦ ᓇᓄᓇᐃᕋᓱᒡᓗᒥᑦ ᐊᑐᕆᐊᖃᒻᒪᕆᒃᑐᑦ ᐃᓂᒋᕙᒃᑐᓄᑦ.
- ᐊᑐᖅᑕᐅᔪᓐᓇᖅᑐᑦ ᓴᐳᑎᓇᓱᒡᓗᒋ ᐊᑐᕆᐊᖃᒻᒪᕆᒃᑐᑦ ᐃᓂᒋᕙᒃᑐᓄᑦ.



ᖃᓄᖅ ᓂᐱᓕᐅᑏᓂᖅ ᐊᑐᖅᑕᐅᓂᖓ

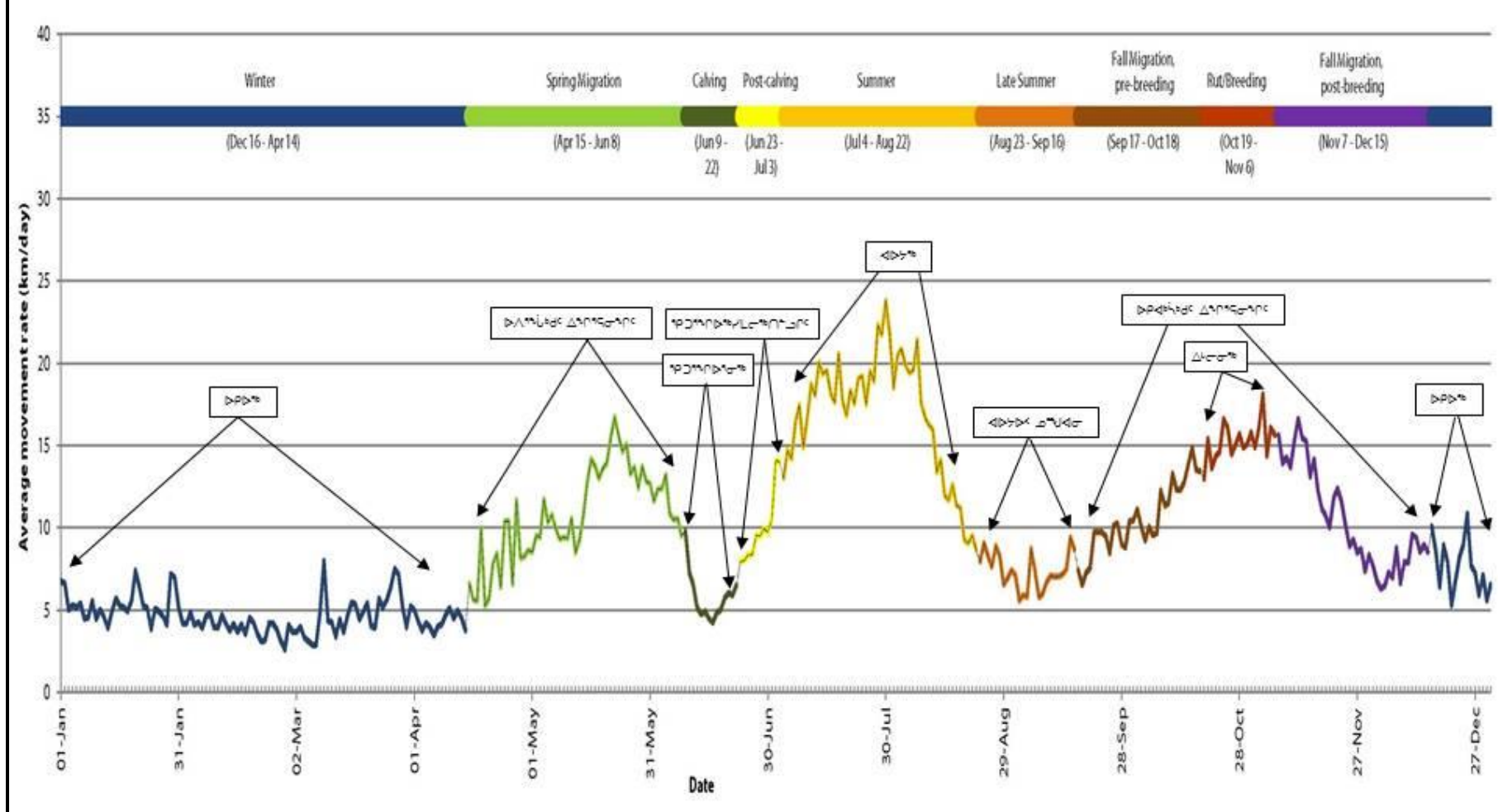
Winter
(Dec 16 - Apr 14)
Spring Migration
(Apr 15 - Jun 8)
Calving
(Jun 9 - 22)
Post-calving
(Jun 23 - Jul 3)
Summer
(Jul 4 - Aug 22)
Late Summer
(Aug 23 - Sep 16)
Fall Migration, pre-breeding
(Sep 17 - Oct 18)
Rut/Breeding
(Oct 19 - Nov 6)
Fall Migration, post-breeding
(Nov 7 - Dec 15)
ᐅᑭᐅᖅ
ᐅᐱᕐᖔᒃᑯᑦ ᐃᖏᕐᕋᓂᖏᑦ
ᐊᐅᔭᖅ
ᐊᐅᔭᐅᑉ ᓄᖑᐊᓂ
ᐅᑭᐊᒃᓵᒃᑯᑦ ᐃᖏᕐᕋᓂᖏᑦ
ᐅᑭᐅᖅ
Average movement rate (km/day)
40
35
30
25
20
15
10
5
0
01-Jan
31-Jan
02-Mar
01-Apr
01-May
31-May
30-Jun
30-Jul
29-Aug
28-Sep
28-Oct
27-Nov
27-Dec
Date

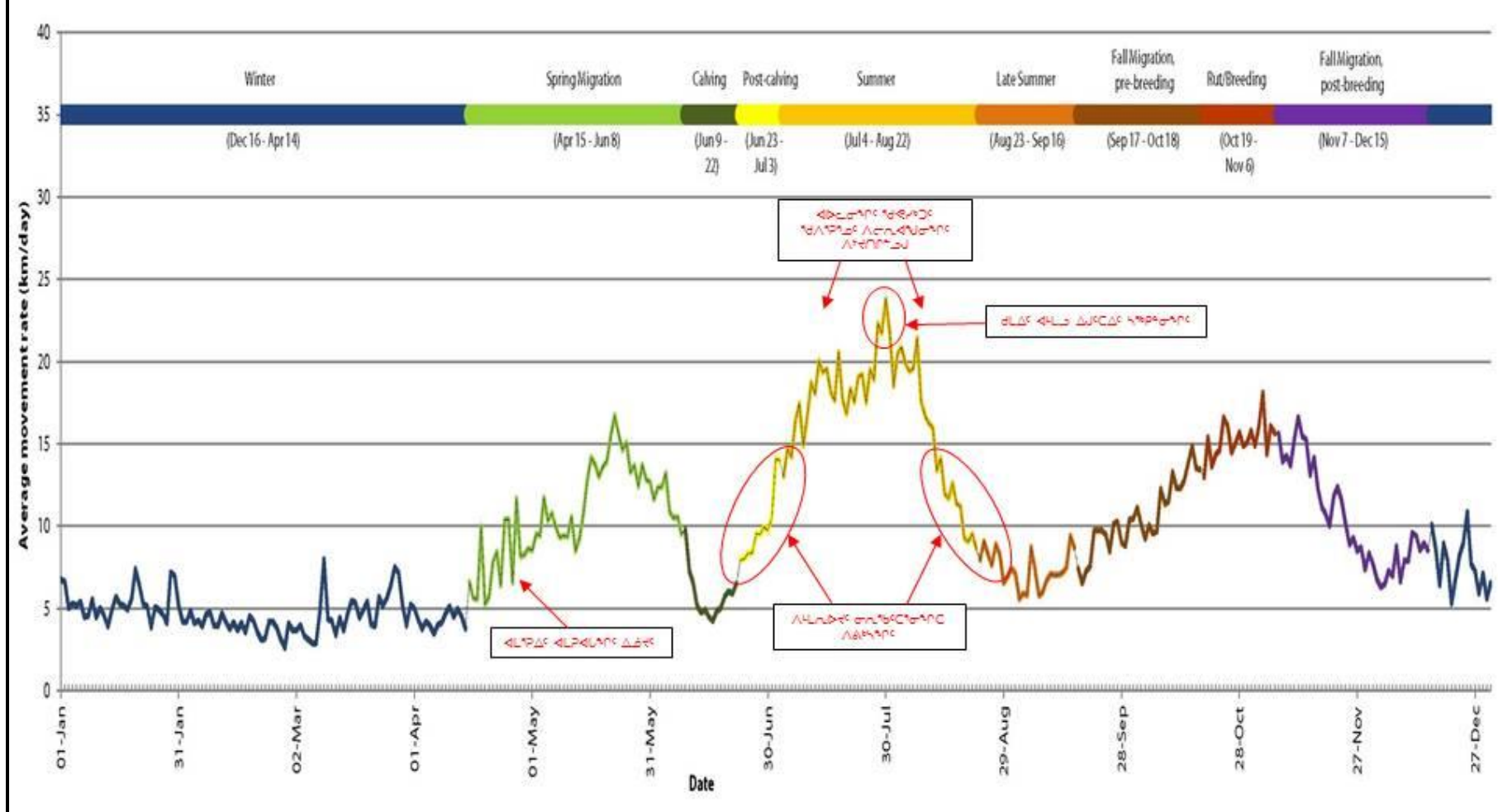
Winter
(Dec 16 - Apr 14)
Spring Migration
(Apr 15 - Jun 8)
Calving
(Jun 9 - 22)
Post-calving
(Jun 23 - Jul 3)
Summer
(Jul 4 - Aug 22)
Late Summer
(Aug 23 - Sep 16)
Fall Migration, pre-breeding
(Sep 17 - Oct 18)
Rut/Breeding
(Oct 19 - Nov 6)
Fall Migration, post-breeding
(Nov 7 - Dec 15)
Average movement rate (km/day)
40
35
30
25
20
15
10
5
0
01-Jan
31-Jan
02-Mar
01-Apr
01-May
31-May
30-Jun
30-Jul
29-Aug
28-Sep
28-Oct
27-Nov
27-Dec
Date

ᓇᓗᓇᐃᖅᓯᓂᖅ ᐊᕐᕌᒎᑉ ᐃᓗᐊᓃᑦᑑᑉ ᐃᓂᖏᓐᓂ

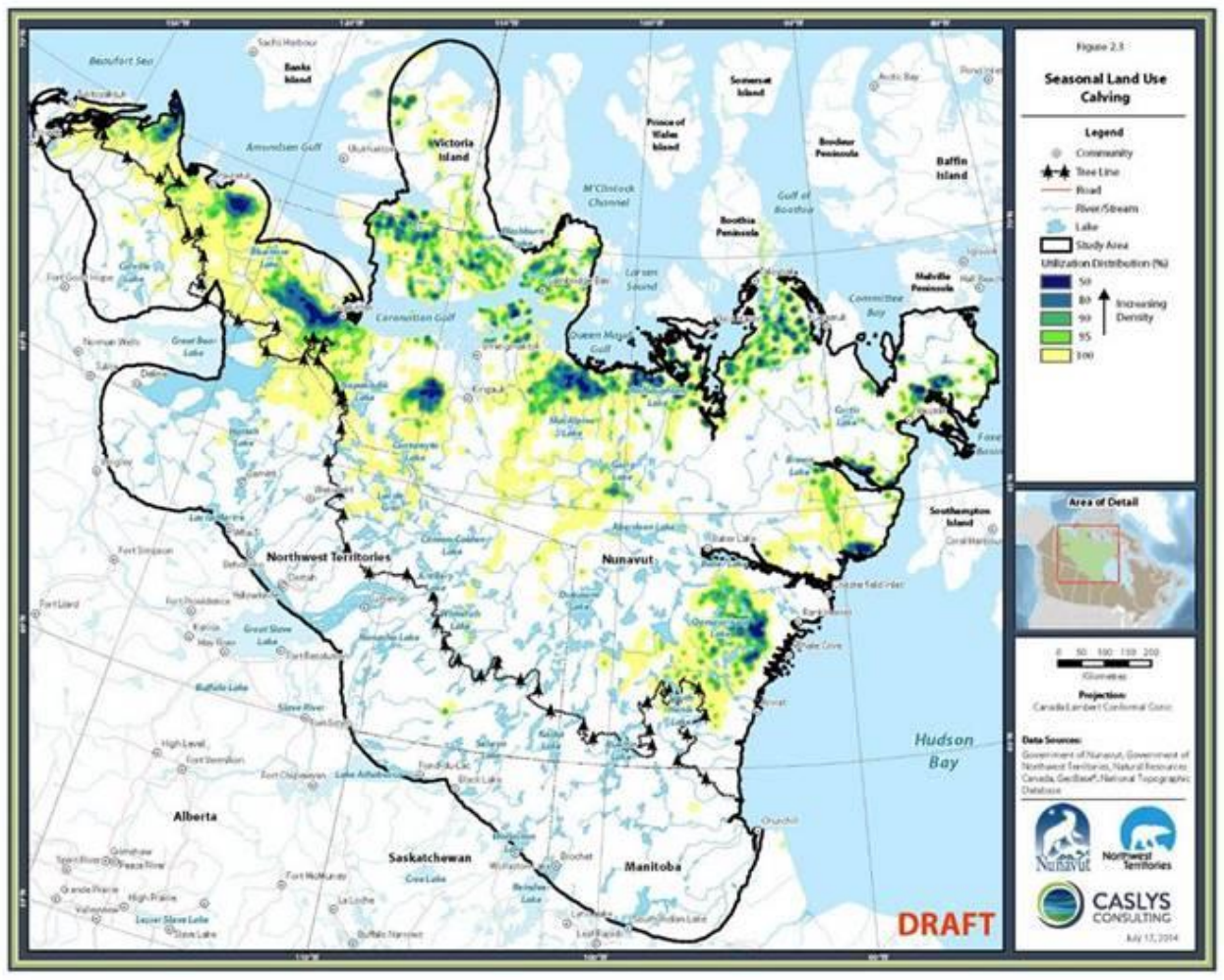
Figure 2.1
Seasonal Land Use
Calving
Legend
Community
Tree Line
Road
River/Stream
Lake
Study Area
Utilization Distribution (%)
50
80
90
95
100
Increasing Density
Area of Detail
Projection
Canada Lambert Conformal Conic
Data Sources
Victoria Island
Banks Island
Prince of Wales Island
Somerset Island
Baffin Island
Boothia Peninsula
Melville Peninsula
Southampton Island
Coronation Gulf
Northwest Territories
Nunavut
Hudson Bay
Alberta
Saskatchewan
Manitoba
Nunavut
Northwest Territories
CASLYS CONSULTING
DRAFT

ᓄᓇᒥᒃ ᐊᑐᕐᓂᖅ ᐊᕐᕌᒎᑉ ᐃᓚᖓᓂ – ᕿᑐᕐᖏᐅᕐᓂᖅ

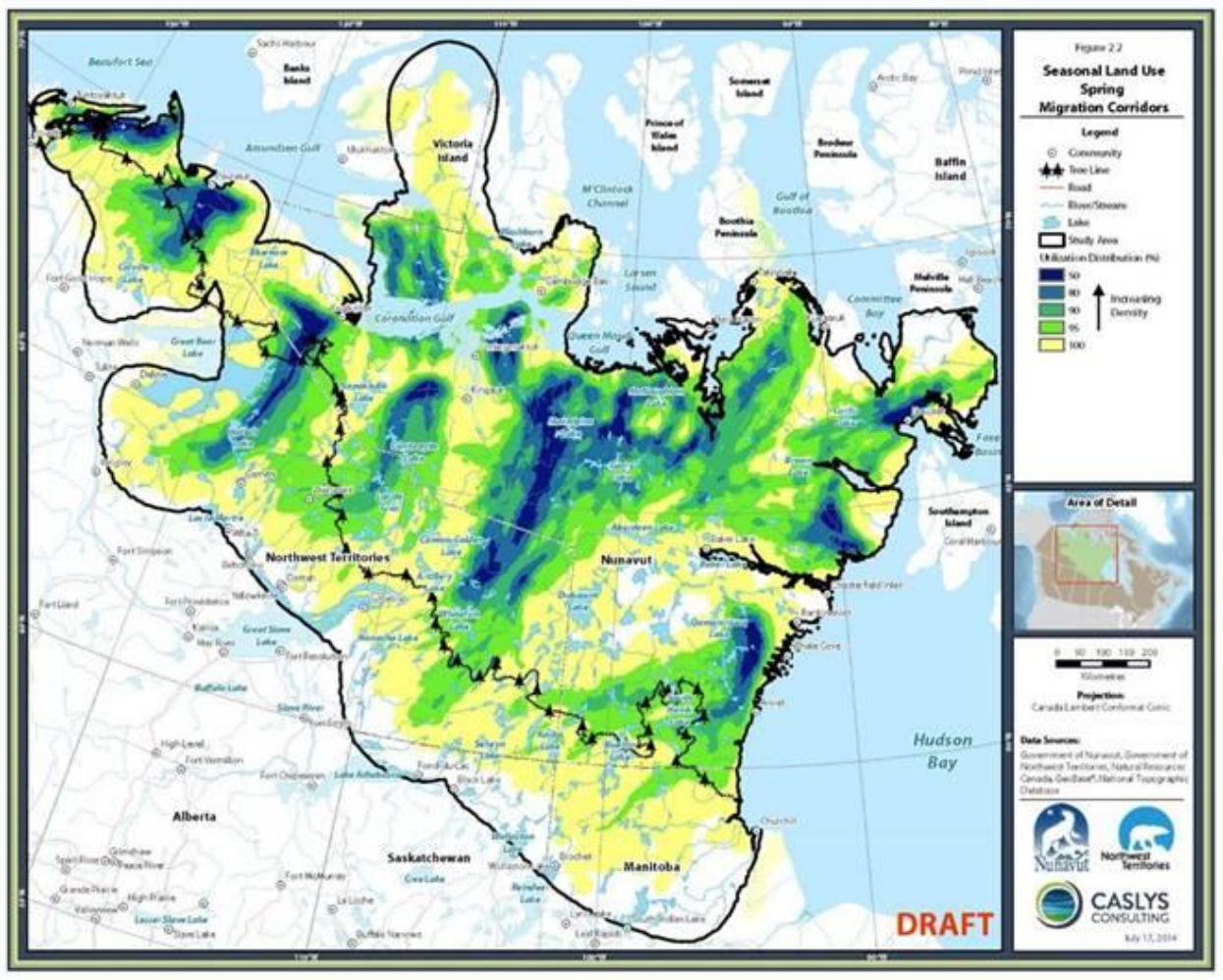
Figure 2.2
Seasonal Land Use
Spring
Migration Corridors
Northwest Territories
Nunavut
Alberta
Saskatchewan
Manitoba
Hudson Bay
Victoria Island
Baffin Island
DRAFT
CASLYS CONSULTING

ᓄᓇᒥᒃ ᐊᑐᕐᓂᖅ ᐊᕐᕌᒎᑉ ᐃᓚᖓᓂ – ᐃᖏᕐᕋᓂᖏᑦ ᐃᒡᓚᓂᖅ

ᑲᑎᙵᐅᖅᑐᓂᒃ ᓇᓗᓇᐃᔭᐃᑦᑎᐊᕐᓂᖅ

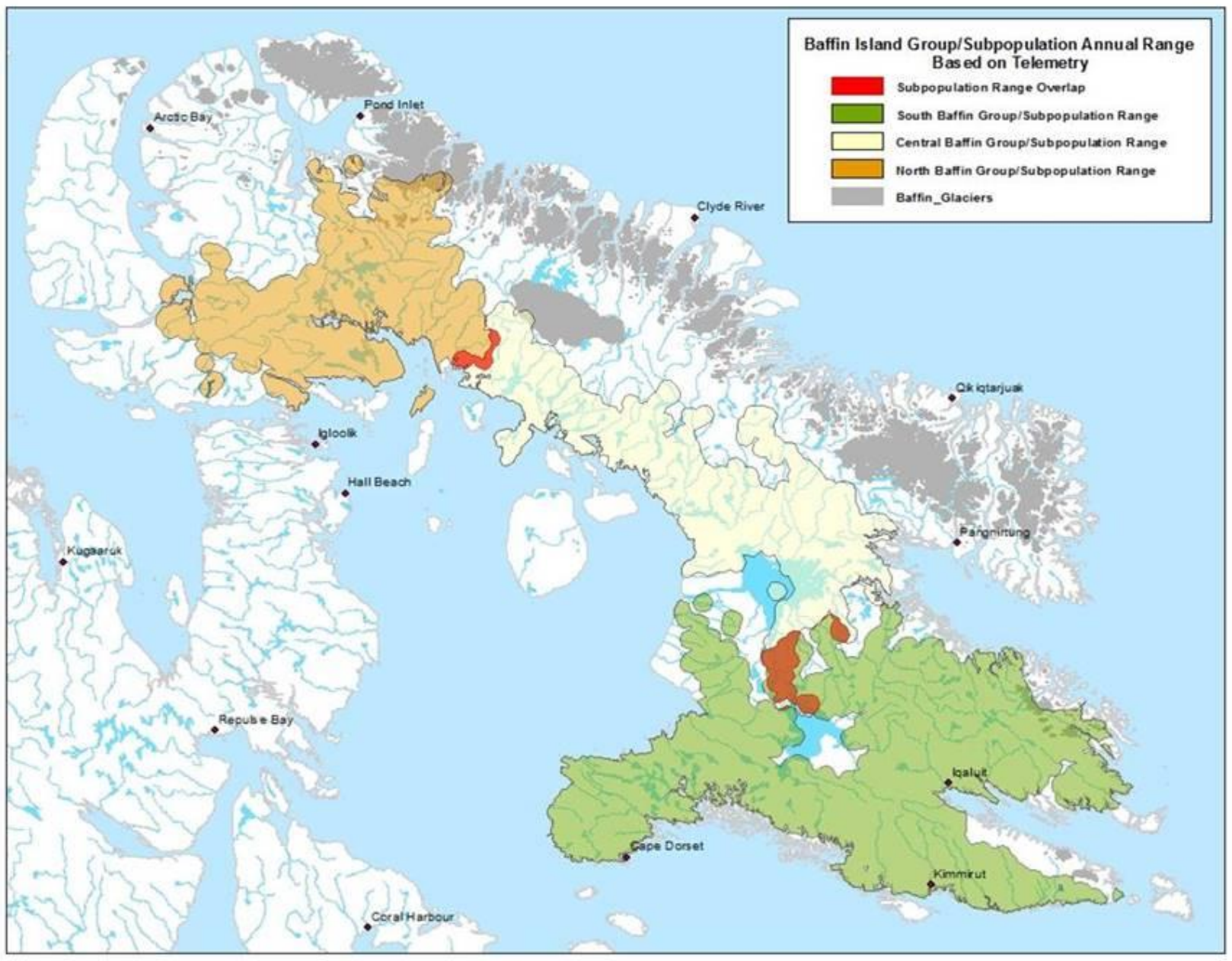
Baffin Island Group/Subpopulation Annual Range
Based on Telemetry
🟥 Subpopulation Range Overlap
🟩 South Baffin Group/Subpopulation Range
Central Baffin Group/Subpopulation Range
North Baffin Group/Subpopulation Range
Baffin_Glaciers
Pond Inlet
Arctic Bay
Clyde River
Qikiqtarjuak
Igloolik
Hall Beach
Kugaaruk
Pangnirtung
Repulse Bay
Iqaluit
Cape Dorset
Kimmirut
Coral Harbour

ᓄᓇᓚᓕᓂᕐᒥᑦ ᖃᐅᔨᓴᕐᓂᖅ

ᓄᓇᕗᑦ ᑐᙵᕕᒃ ᑎᒥᖓᑦ (NTI)–ᑯᑦ ᐆᒪᔪᓕᕆᔩᖁᑎᖓ ᑕᐃᕕᑎ ᓃ ᐊᒻᒪᓗ ᓂᕐᔪᑎᓄᑦ ᐱᓕᕆᔨ ᔫᓇᑕᓐ ᐸᒥᐅᓕᒃ ᐆᒃᑐᐃᕝᕕᒃ ᐅᖃᐅᔭᒐᓚᖕᓄᙵ/ᐃᕕᖕᓄᑦ ᐃᓂᐅᔪᒥ.

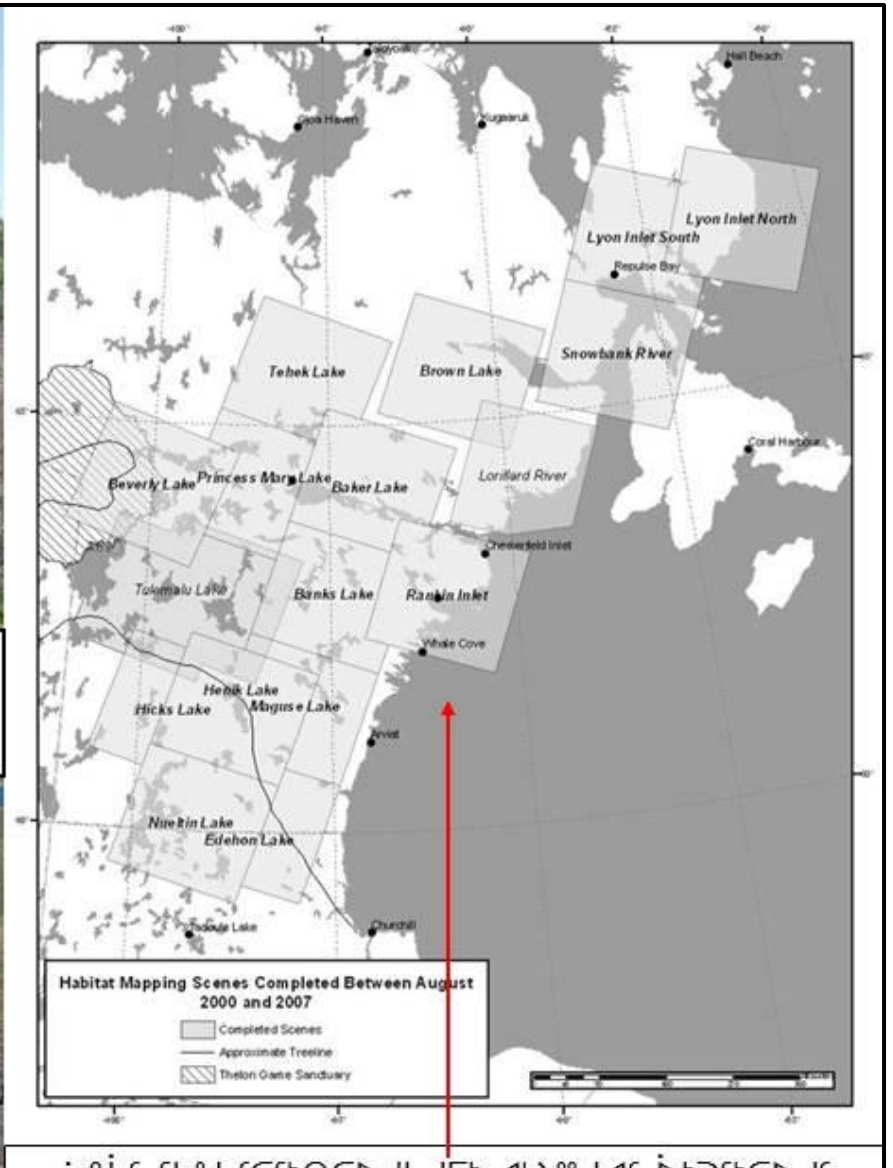
Hall Beach
Kugaaruk
Lyon Inlet North
Lyon Inlet South
Repulse Bay
Tehek Lake
Brown Lake
Snowbank River
Coral Harbour
Beverly Lake
Princess Mary Lake
Baker Lake
Lorillard River
Chesterfield Inlet
Tulemalu Lake
Banks Lake
Rankin Inlet
Whale Cove
Hicks Lake
Maguse Lake
Arviat
Nueltin Lake
Edehon Lake
Churchill
Habitat Mapping Scenes Completed Between August 2000 and 2007
Completed Scenes
Approximate Treeline
Thelon Game Sanctuary

ᓈᓐᓰᑦ ᖃᖓᑦᑕᖅᑎᑕᐅᓯᒪᔪᒥᒃ ᐊᔾᔨᙳᐊᑦ ᐆᒃᑐᖅᑕᐅᔪᑦ ᑭᕙᓪᓕᖅ ᐊᕕᒃᑐᖅᓯᒪᔪᒥᑦ ᓄᓇᕗᒻᒥ.

ᐆᒃᑐᐃᓂᖅ ᐅᔭᖅᑲᓂᒃ ᓴᖅᑭᔮᖅᑐᓂᒃ ᖃᒪᓂᑦᑐᐊᖅ ᖃᓂᒋᔭᖓᓂ.

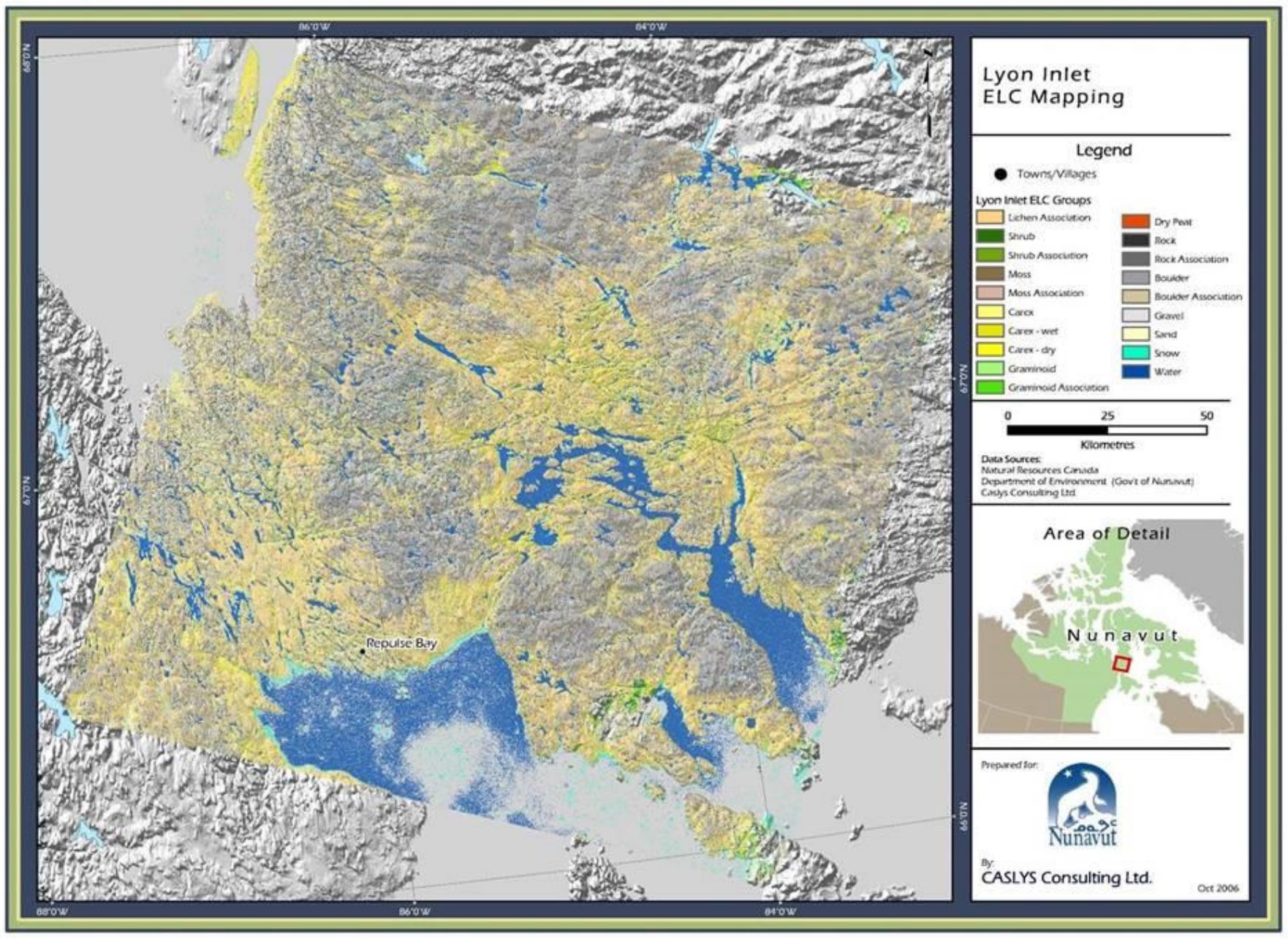
86°0'W
84°0'W
68°0'N
67°0'N
66°0'N
Repulse Bay
Lyon Inlet
ELC Mapping
Legend
Towns/Villages
Lyon Inlet ELC Groups
Lichen Association
Shrub
Shrub Association
Moss
Moss Association
Carex
Carex - wet
Carex - dry
Graminoid
Graminoid Association
Dry Peat
Rock
Rock Association
Boulder
Boulder Association
Gravel
Sand
Snow
Water
0
25
50
Kilometres
Data Sources:
Natural Resources Canada
Department of Environment (Gov't of Nunavut)
Caslys Consulting Ltd.
Area of Detail
Nunavut
Prepared for:
Nunavut
By:
CASLYS Consulting Ltd.
Oct 2006

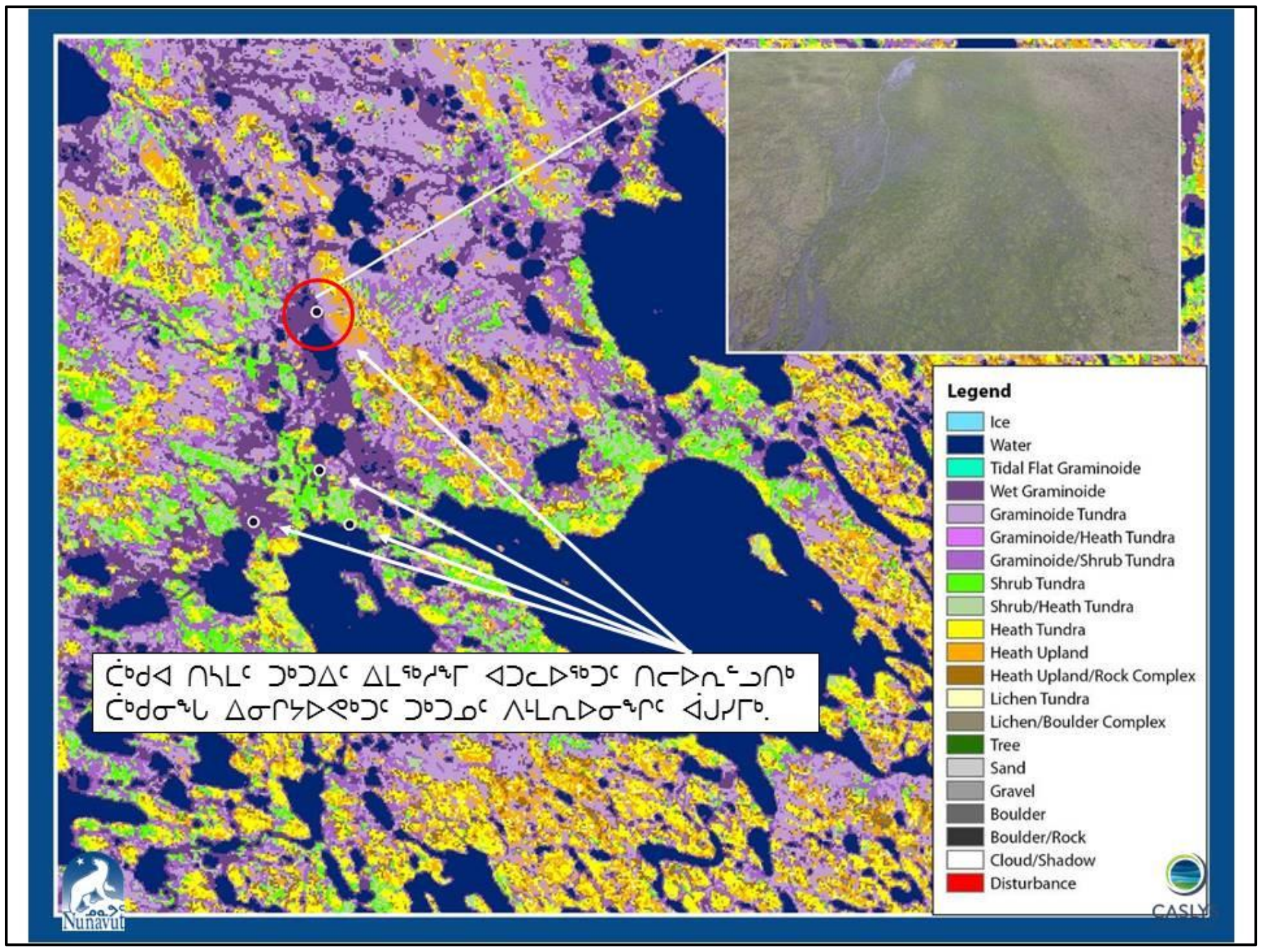
Legend
Ice
Water
Tidal Flat Graminoide
Wet Graminoide
Graminoide Tundra
Graminoide/Heath Tundra
Graminoide/Shrub Tundra
Shrub Tundra
Shrub/Heath Tundra
Heath Tundra
Heath Upland
Heath Upland/Rock Complex
Lichen Tundra
Lichen/Boulder Complex
Tree
Sand
Gravel
Boulder
Boulder/Rock
Cloud/Shadow
Disturbance
Nunavut
CASLYS

ᑖᒃᑯᐊ ᑎᓴᒪᑦ ᑐᒃᑐᐃᑦ ᐃᒪᖅᓱᖕᒥ ᐊᑐᓚᐅᖅᑐᑦ ᑎᓕᐅᕆᓐᓗᑎᒃ ᑖᒃᑯᓂᖓ ᐃᓂᒋᔭᐅᕙᒃᑐᑦ ᑐᒃᑐᓄᑦ ᐱᒻᒪᕆᐅᓂᖏᑦ ᐋᒍᓯᒥᒃ.

ᑐᒃᑐᐃᑦ ᓴᐳᑎᓗᒋᑦ ᓴᓇᔭᐅᕙᓪᓕᐊᔪᓂᒃ

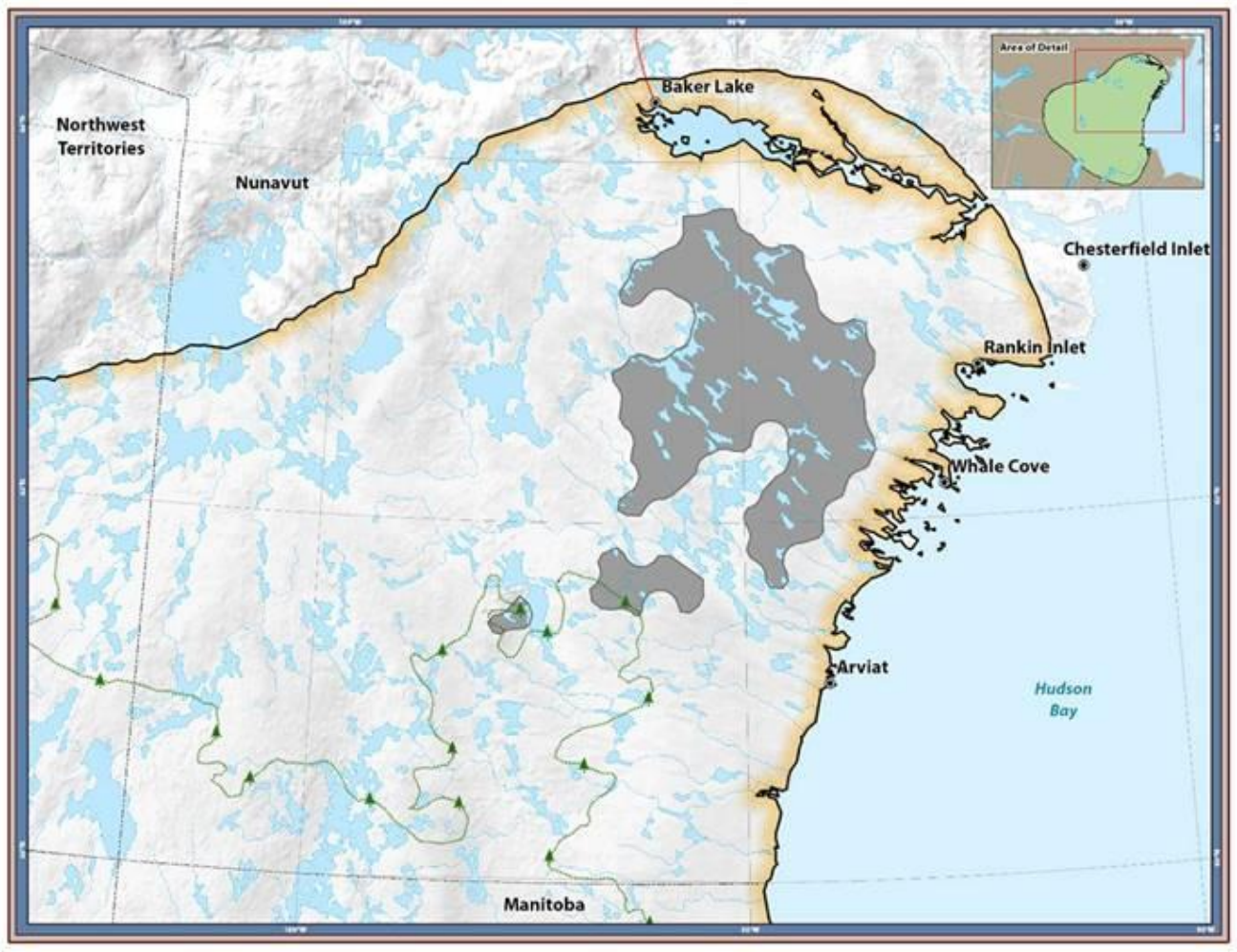
Area of Detail
Northwest Territories
Nunavut
Baker Lake
Chesterfield Inlet
Rankin Inlet
Whale Cove
Arviat
Hudson Bay
Manitoba

ᕿᑐᕐᖏᐅᕝᕙᒻᒪᕆᒃ

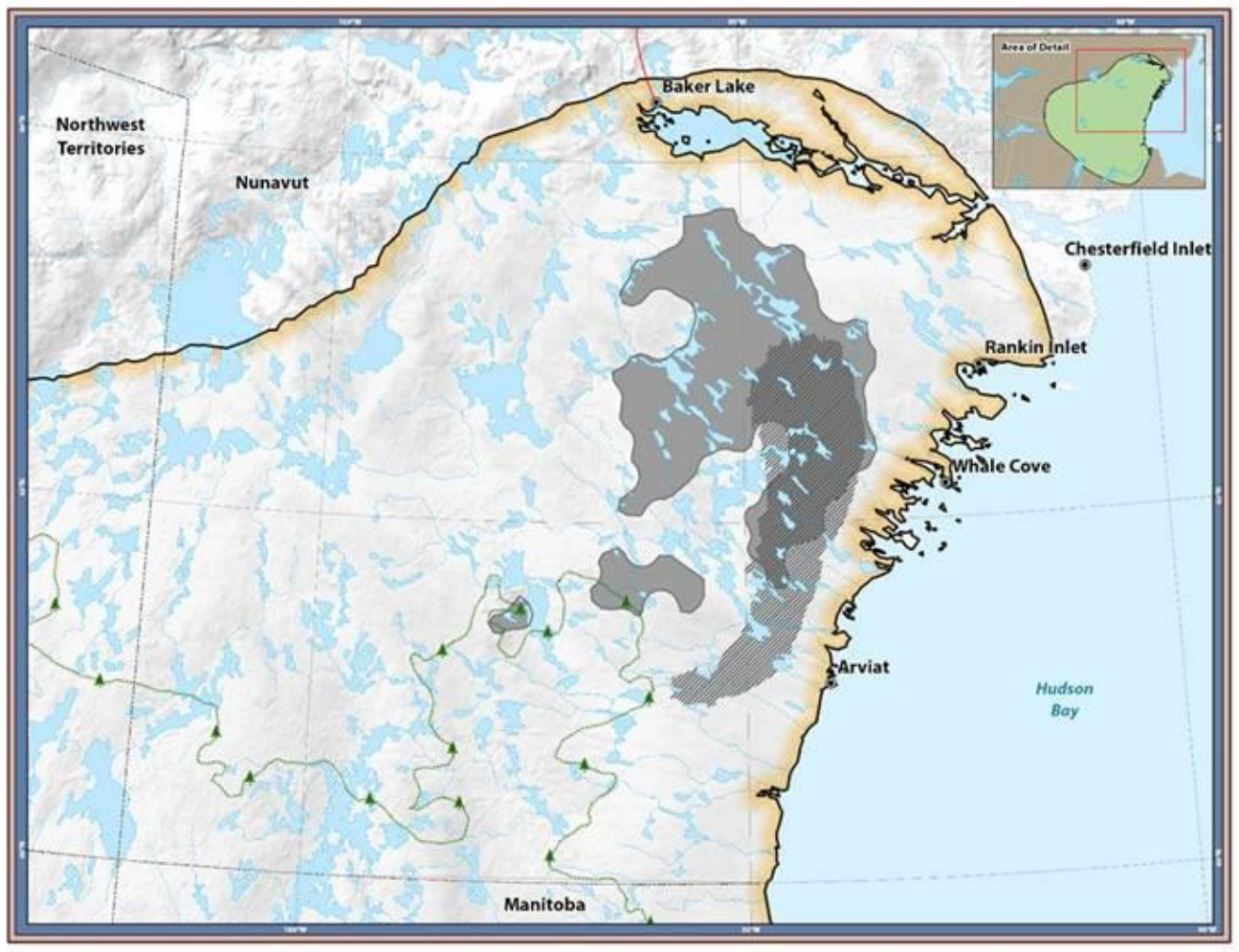
Area of Detail
Northwest Territories
Nunavut
Baker Lake
Chesterfield Inlet
Rankin Inlet
Whale Cove
Arviat
Hudson Bay
Manitoba

ᐅᐱᕐᖕᒑᒃᑯᑦ ᐃᖏᕐᕋᓂᖏᑦ ᐃᒡᓚᓂᖅ

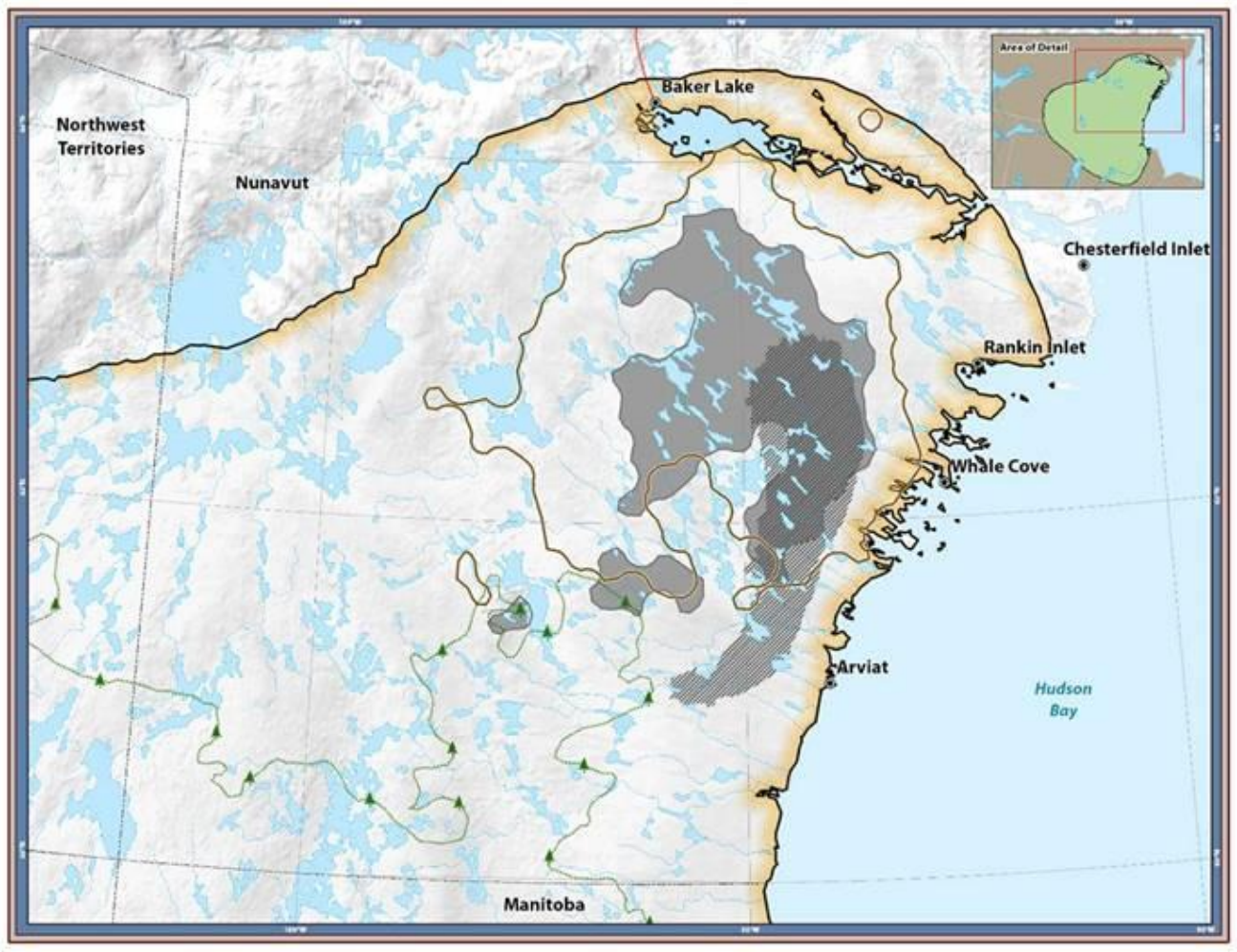
Northwest Territories
Nunavut
Baker Lake
Chesterfield Inlet
Rankin Inlet
Whale Cove
Arviat
Hudson Bay
Manitoba
Area of Detail

ᕿᑐᕐᖕᒋᐅᖅᓯᒪᓂᖅᑎᓪᓗᒋᑦ

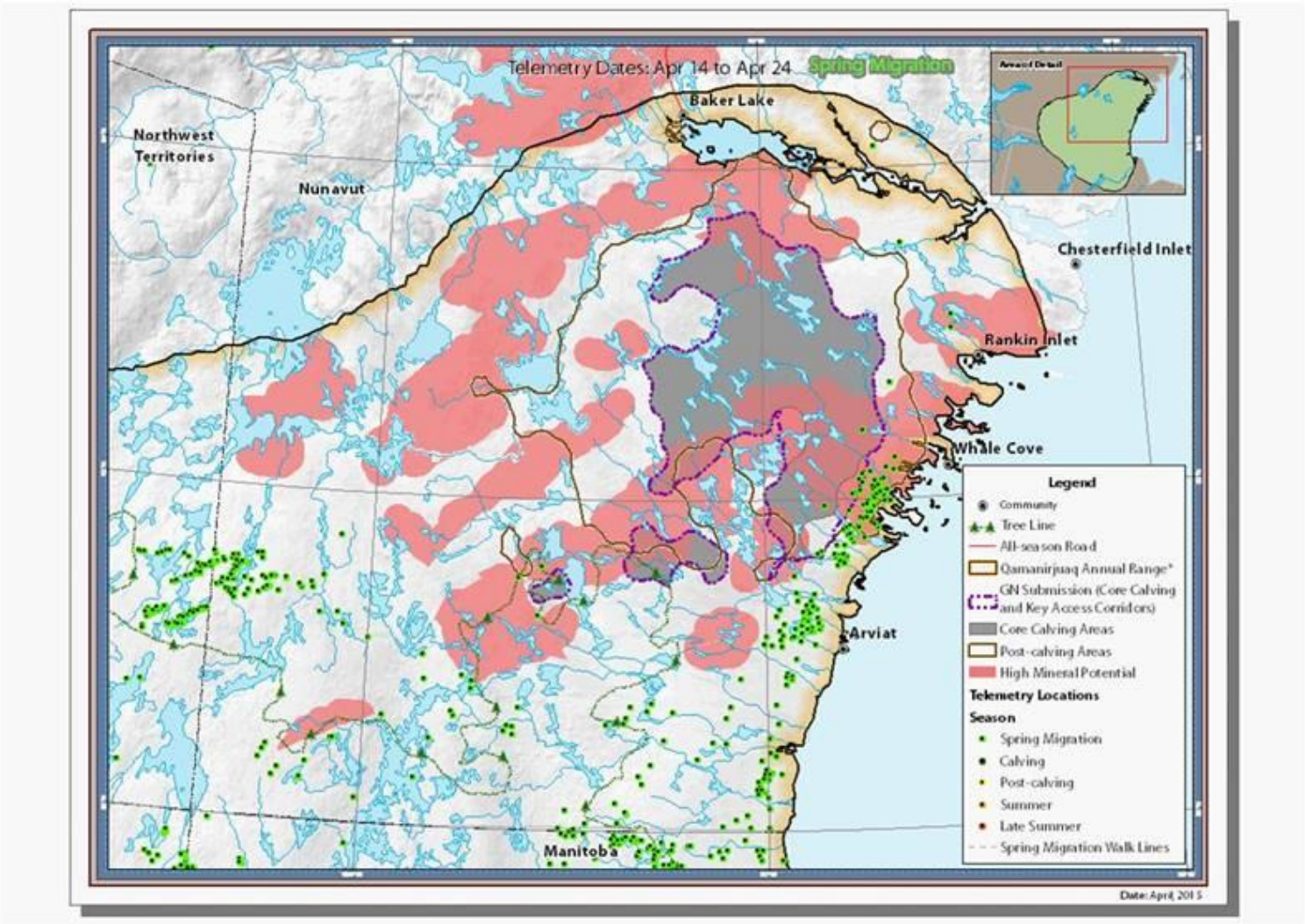
Telemetry Dates: Apr 14 to Apr 24
Spring Migration
Northwest Territories
Nunavut
Baker Lake
Chesterfield Inlet
Rankin Inlet
Whale Cove
Arviat
Manitoba
Area of Detail
Legend
Community
Tree Line
All-season Road
Qamanirjuaq Annual Range*
GN Submission (Core Calving and Key Access Corridors)
Core Calving Areas
Post-calving Areas
High Mineral Potential
Telemetry Locations
Season
Spring Migration
Calving
Post-calving
Summer
Late Summer
Spring Migration Walk Lines
Date: April 2015

2018

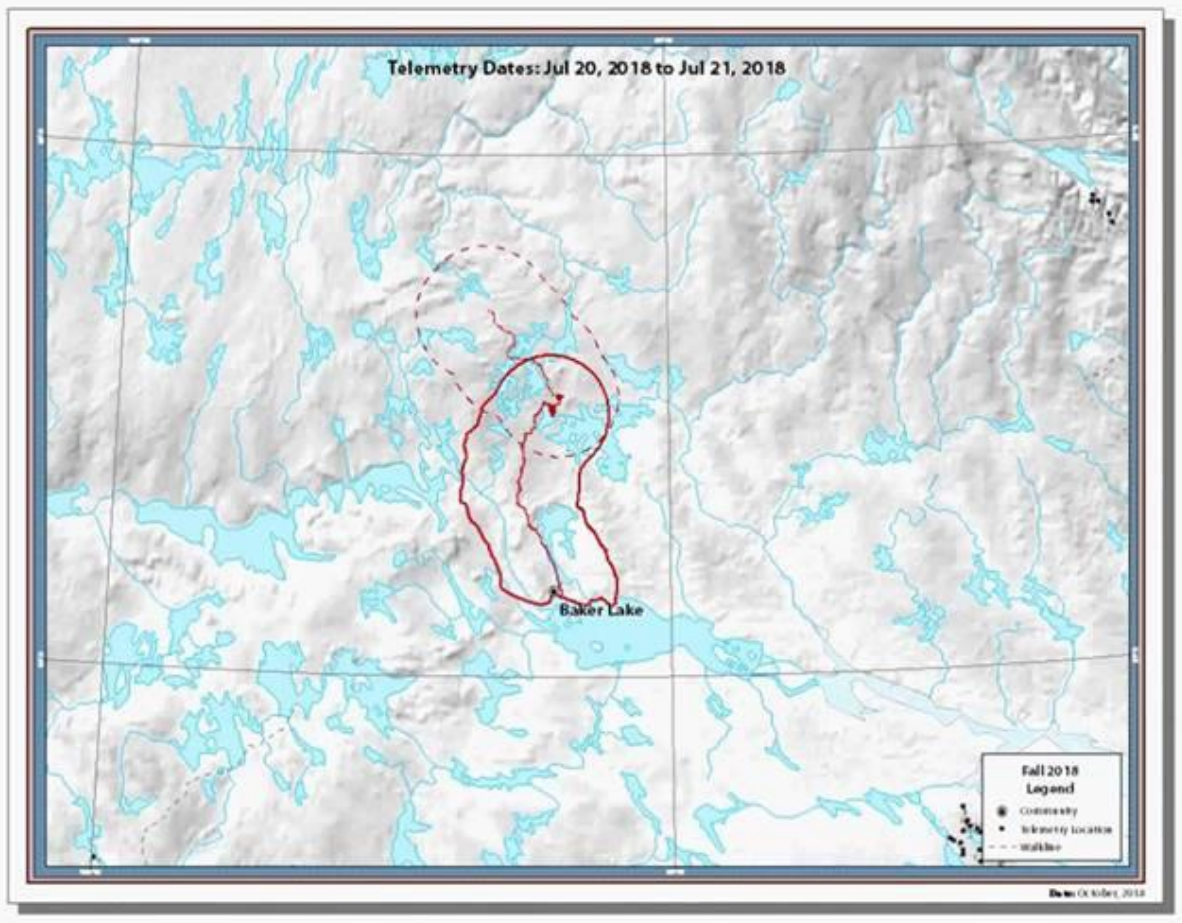
Telemetry Dates: Jul 20, 2018 to Jul 21, 2018
Baker Lake
Fall 2018
Legend
Community
Telemetry Location
Walkline
Date: October, 2018

2016

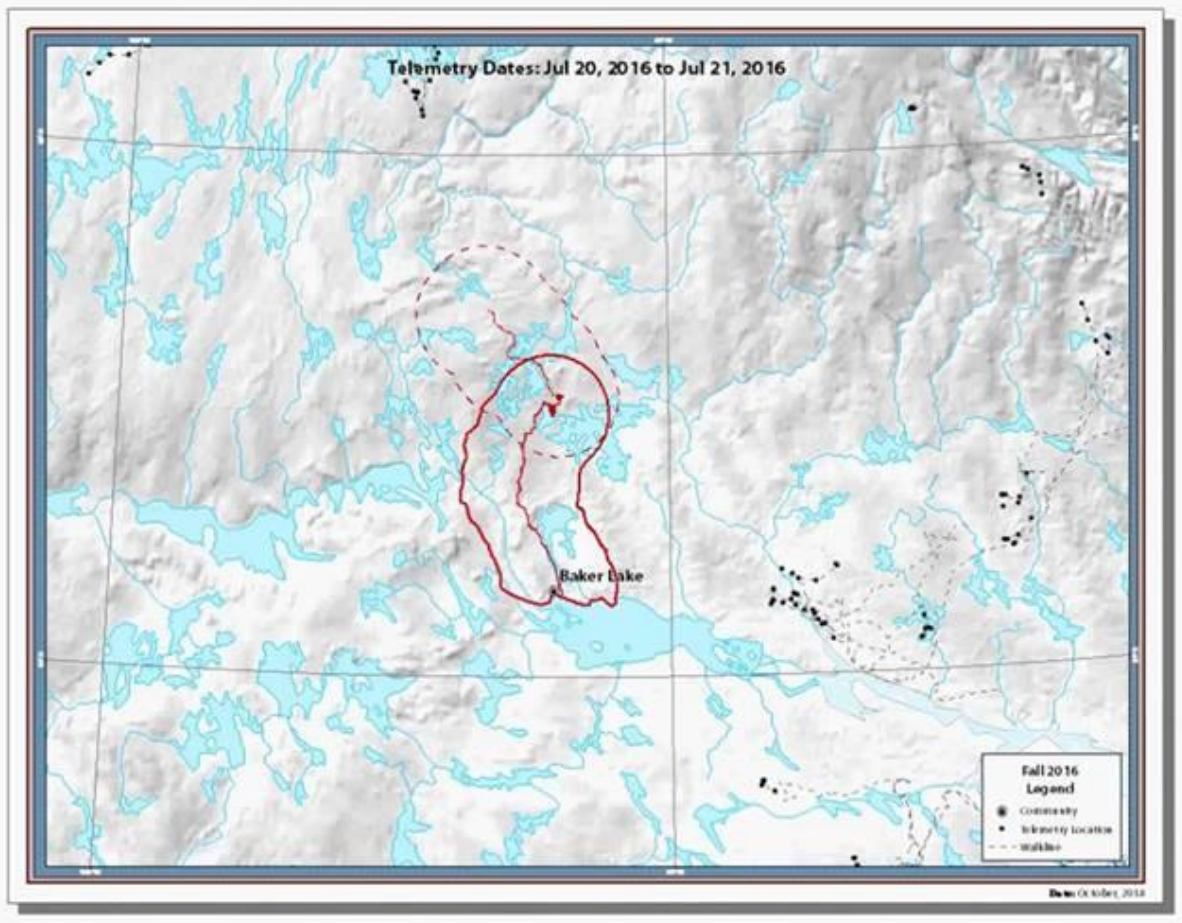
Telemetry Dates: Jul 20, 2016 to Jul 21, 2016
Baker Lake
Fall 2016
Legend
Community
Telemetry Location
Walkline
Date: October, 2018

ᐊᐱᖅᑯᑎᒃᓴᑦ

ᑎᑎᕋᖅᑕᐅᓯᒫᖑᐅᑏᑦ
ᐊᐅᓚᑦᑎᓂᕐᒧᑦ ᐸᕐᓇᐅᑎᓄᑦ

ᐊᖑᓇᓱᒃᑏᑦ ᒥᑭᒋᐊᕐᓂᐊᖅᑏᓪᓗ ᑲᑐᔾᔨᖃᑎᒌᖑᔪᓄᑦ (HTO)–ᒃᑯᓐᓄᑦ ᐊᐅᓚᖅᑎᑕᐅᔪᑦ
ᓯᑎᐱᕆ 2018–ᒥᑦ

ᖃᐅᔨᔪᒪᔪᒍᑦ ᓄᓇᓕᖓᓂ ᐃᓱᒫᓗᑕᐅᔪᓂᒃ, ᐊᐱᖅᑯᑎᓂᒃ ᐊᒻᒪᓗ ᐅᖃᐅᓯᒃᓴᓂᒃ

GOVERNMENT OF NUNAVUT: DEPARTMENT OF ENVIRONMENT

Baffin Island Caribou Management Plan

Working together to ensure Baffin Island caribou harvest is sustainable

GN DOE

July 2018

DRAFT

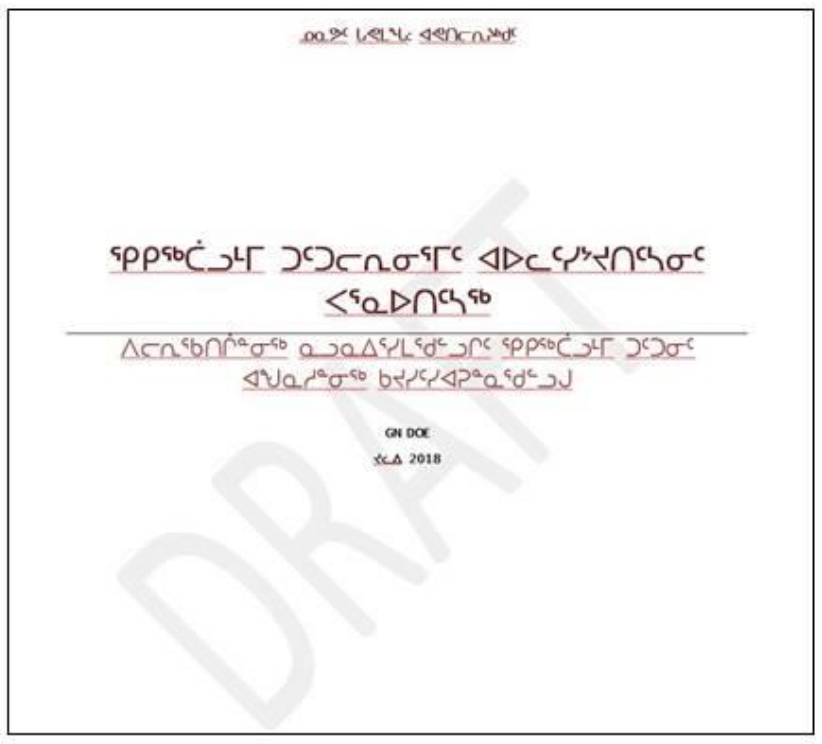

ᓄᓇᕗᑦ ᒐᕙᒪᒃᑯᑦ ᐊᕙᑎᓕᕆᔨᒃᑯᑦ

ᕿᑭᖅᑖᓗᒻᒥ ᑐᑦᑐᓕᕆᓂᕐᒥᑦ ᐊᐅᓚᑦᓯᔾᔪᑎᑦᓴᓂᑦ
ᐸᕐᓇᐅᑎᑦᓴᖅ

ᐱᓕᕆᖃᑎᒌᓐᓂᖅ ᓇᓗᓇᐃᖅᓯᒪᖁᓪᓗᒋᑦ ᕿᑭᖅᑖᓗᒻᒥ ᑐᑦᑐᓂᑦ
ᐊᖑᓇᓱᓐᓂᖅ ᑲᔪᓯᔪᐊᕈᓐᓇᖁᓪᓗᒍ

GN DOE

ᔪᓚᐃ 2018

DRAFT

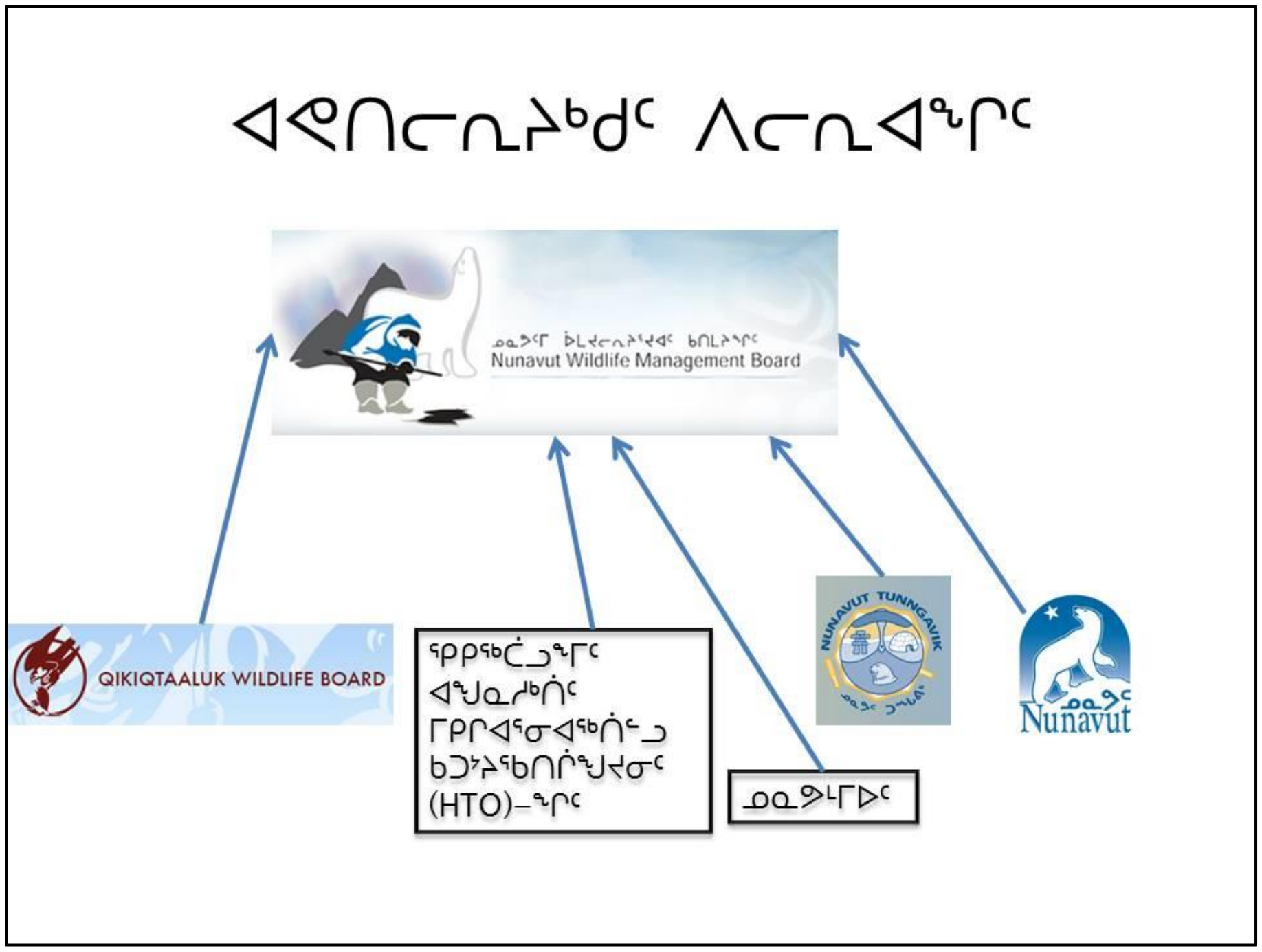

ᐊᕿᑎᓕᕆᔾᔨᑦ ᐱᓕᕆᐊᖏᑦ

ᓄᓇᕗᑦ ᐅᒪᔪᓕᕆᔩᑦ ᑲᑎᒪᔨᖏᑦ
Nunavut Wildlife Management Board
QIKIQTAALUK WILDLIFE BOARD
NUNAVUT TUNNGAVIK
Nunavut

ᕿᑭᖅᑖᓗᖕᒥᑦ
ᐊᖑᓇᓱᒃᑏᑦ
ᒥᑭᒋᐊᕐᓂᐊᖅᑏᓪᓗ
ᑲᑐᔾᔨᖃᑎᒌᖑᔪᓂᑦ
(HTO)–ᖏᑦ

ᓄᓇᕗᒻᒥᐅᑦ

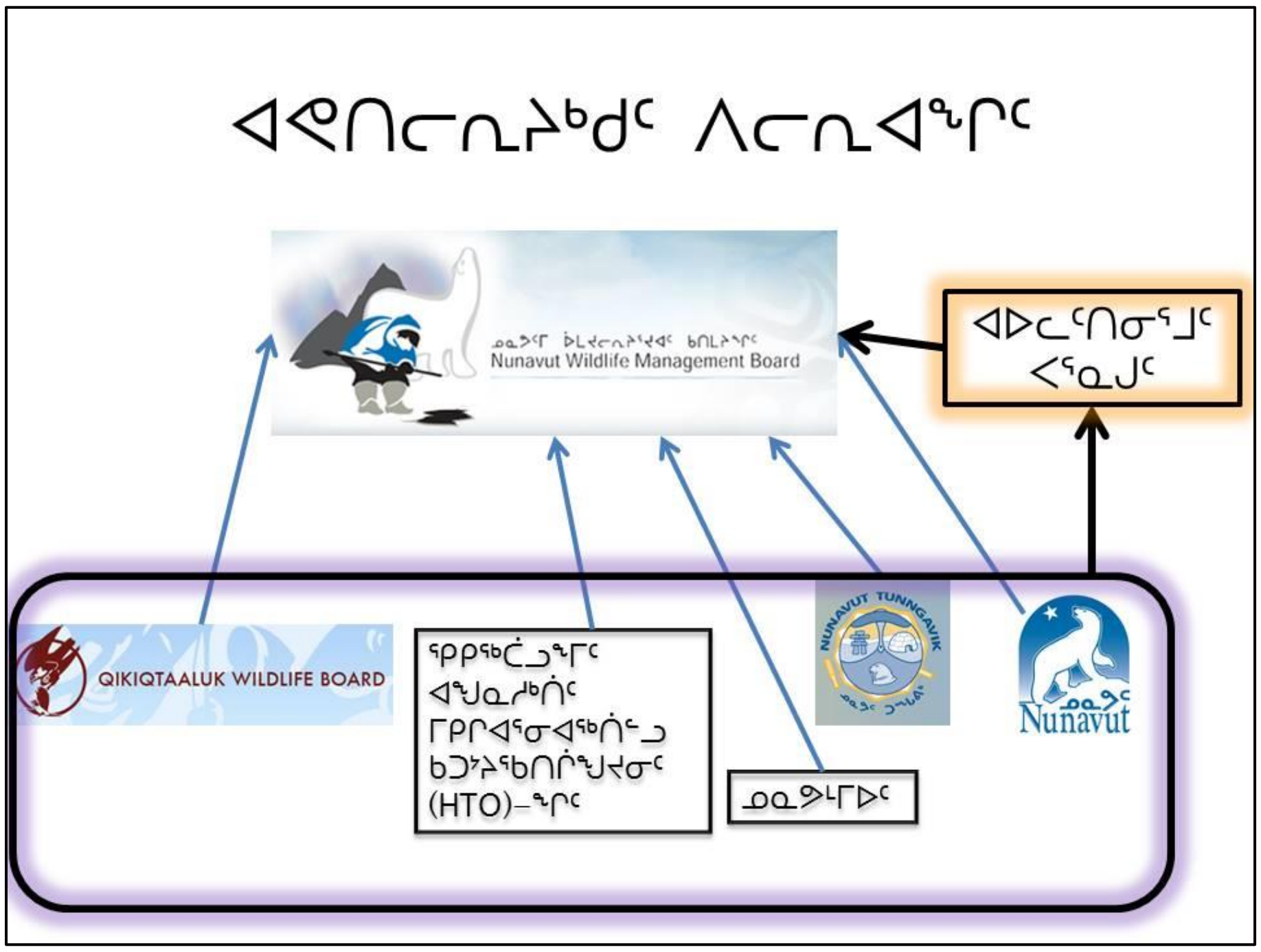

ᐊᕿᑎᓕᕆᔾᔨᑦ ᐱᓕᕆᐊᖏᑦ

ᓄᓇᕗᑦ ᐅᒪᔪᓕᕆᔩᑦ ᑲᑎᒪᔨᖏᑦ
Nunavut Wildlife Management Board
QIKIQTAALUK WILDLIFE BOARD
NUNAVUT TUNNGAVIK
Nunavut

ᐊᐅᓚᑦᑎᓂᕐᒧᑦ
ᐸᕐᓇᒍᑦ

ᕿᑭᖅᑖᓗᖕᒥᑦ
ᐊᖑᓇᓱᒃᑏᑦ
ᒥᑭᒋᐊᕐᓂᐊᖅᑏᓪᓗ
ᑲᑐᔾᔨᖃᑎᒌᖑᔪᓂᑦ
(HTO)–ᖏᑦ

ᓄᓇᕗᒻᒥᐅᑦ

ᑭᓱᓂᒃ ᐊᓯᔾᔨᖅᑐᖃᖅᐸᓪᓚ?

- ᐸᕐᓇᐅᑎ ᓄᑖᙳᖅᑎᑕᐅᓂᐊᖅᑐᖅ ᓄᑖᒥᒃ ᑐᓴᐅᒪᔾᔪᑎᒃᓴᓂᒃ ᐱᑕᖃᓕᖅᐸᑦ
  - ᑐᒃᑐᐃᑦ ᖃᓄᐃᓕᖓᓂᖏᑦ
  - ᐊᖑᓇᓱᙵᓂᐅᑉ ᐊᐅᓚᑦᑎᓂᕐᒧᑦ ᖃᓄᐃᓕᖓᓂᖏᑦ
  - ᖃᐅᔨᓴᕐᓂᐅᑉ ᖃᓄᐃᓕᖓᓂᖏᑦ
- ᑕᒪᐃᓐᓂ ᕿᒥᕐᕈᔭᐅᖃᑦᑕᕐᓂᐊᖅᑐᑦ ᐊᕐᕌᒍ ᖁᓕᑦ ᓈᑦᑕᕌᖓᒥᒃ
  - ᑭᖑᓪᓕᕐᒥ ᐊᓯᔾᔨᖅᑕᐅᕐᔪᐊᓂᖏᑦ (2028)–ᒥᑦ

ᐊᐱᖅᑯᑎᒃᓴᑦ

ᓄᓇᕗᑦᒥ ᐆᒪᔪᓕᕆᔩᕐᔪᐊᑦ ᑲᑎᒪᔨᖏᑦ
Nunavunmi Anngutighatigut Aulapkaijitkut Katimajiat
Nunavut Wildlife Management Board

ᐱᓗᐊᑦᑕᐃᓕᓂᖅ ᐆᒪᔪᕐᓂᒃ ᐊᖅᑯᑎᒋᓗᒍ ᐊᑐᕐᑎᑕᐅᓂᖏᑦ ᐃᓄᐃᑦ ᖃᐅᔨᒪᓂᑐᖃᖏᑦ ᐊᒻᒪᓗ ᖃᐅᔨᓴᕐᑎᒻᒪᕇᑦ ᖃᐅᔨᒪᓂᖏᑦ
Tammaqtailinahuarniriit anngutighat atuqhugit Inuit qaujimajatuqangillu ilihimaniillu ilitquhiannin
Conserving wildlife through the application of Inuit Qaujimajatuqangit and scientific knowledge

October 08, 2019

Honourable Joe Savikataaq
Minister of Environment
Government of Nunavut

Dear Minister Savikataaq:

Re: Proposal to Approve the Baffin Island Caribou Management Plan

At the Nunavut Wildlife Management Board's (NWMB or Board) Regular Meeting in Iqaluit on September 11, 2019 (RM003-2019), your department asked the NWMB to approve the *Baffin Island Caribou Management Plan* (management plan). The goal of the management plan is to serve as "an adaptive guide to harvest and monitoring of the Baffin Island caribou population."

At the NWMB's In-Camera Meeting in Iqaluit on September 12, 2019 (IC003-2019), the Board considered your proposal, along with records of government consultations with affected communities in the Qikiqtaaluk Region. The NWMB raised the following concerns:

- The lack of specific management actions to address current threats to Baffin Island caribou.
- The management plan has not been updated to include recent changes to Baffin Island caribou harvest non-quota limitations
- The QWB did not provide and comment on the content of the proposed management plan. Even though your department accommodated the Qikiqtaaluk Wildlife Board's (QWB) requests for deadline extensions in three instances.

The NWMB has written to the Qikiqtaaluk Wildlife Board (QWB) to request that they provide their position on the content of the management plan to your department for consideration by December 13, 2019.

The NWMB, therefore, recommends that your department consider the points raised above and to consider the written comments from the Qikiqtaaluk Board if any.

The Board will be pleased to consider the Proposal once the points above have been addressed.

www.nwmb.com
ᓄᓇᕗᑦᒥ ᐆᒪᔪᓕᕆᔩᖅᔪᐊᑦ ᑲᑎᒪᔩᖏᑦ
Nunavunmi Anngutighatigut Aulapkaijitkut Katimajiat
Nunavut Wildlife Management Board

ᐱᓗᐊᑦᑕᐃᓕᓂᖅ ᐆᒪᔪᕐᓂᒃ ᐊᖅᑯᑎᒋᓗᒍ ᐊᑐᖅᑕᐅᓂᖏᑦ ᐃᓄᐃᑦ ᖃᐅᔨᒪᓂᑐᖃᖏᑦ ᐊᒻᒪᓗ ᖃᐅᔨᓴᖅᑎᒻᒪᕇᑕ ᖃᐅᔨᒪᓂᖏᑦ
Tammaqtailinahuarniriit anngutighat atuqhugit Inuit qaujimajatuqangillu ilihimaniillu ilitquhiannin
Conserving wildlife through the application of Inuit Qaujimajatuqangit and scientific knowledge

Yours sincerely,

Daniel Shewchuk
Chairperson
Nunavut Wildlife Management Board

cc - Drikus Gissing, Director of Wildlife Management, Nunavut Department of Environment

ᑳᑐᑎᓗᒍ ᓄᓇᕗᑦ ᐱᕈᖅᐸᓪᓕᐊᑎᓪᓚᕗᑦ
Building *Nunavut* Together
*Nunavu*liuqatigiingniq
Bâtir le *Nunavut* ensemble

ᒥᓂᔅᑕ ᐊᕙᑎᓕᕆᔩᒃᑯᓐᓄᑦ
Minister of Environment
Ministaat Avatiliqiyitkut
Ministre de l'Environnement

Mr. Daniel Shewchuk
Acting Chairperson
Nunavut Wildlife Management Board
P.O Box 1379
Iqaluit, NU X0A 0H0

Translation
To follow

January 6, 2020

Re: Proposal to Approve the Baffin Island Caribou Management Plan

Dear Mr. Shewchuk,

Thank you very much for your letter dated October 8, 2019 concerning the Department of Environment's (DOE) request for approval of the Baffin Island Caribou Management Plan (BICMP). Regarding the concerns raised by yourself and the Nunavut Wildlife Management Board (NWMB), I would like to provide some context and responses to your specific points.

The Board indicated that there was a *"lack of specific management actions to address current threats to Baffin Island caribou"*. Specific management recommendations such as Total Allowable Harvest (TAH) levels, which are based on scientific information, traditional knowledge, and consultation with co-management partners, were indeed not included in the management plan. This is because the wildlife management system in Nunavut requires that the NWMB and co-management partners have an opportunity to comment on management recommendations. It is our position that if specific management actions were provided within the management plan, this would be overly prescriptive and create a redundancy, or even a conflict, with the NWMB's existing approval process.

Your letter indicated, *"the management plan has not been updated to include recent changes to Baffin Island harvest non-quota limitations"*. Due to the short timeframe between the decision on the Baffin Island TAH and Non-Quota Limitation, it was overlooked as an addition to the BICMP before the submission deadline for the NWMB regular meeting in September 2019. Changes to the non-quota limitations will be added to the Baffin Island Caribou Management Plan before it is re-submitted to the NWMB.

The final point made by the NWMB was that "*the QWB did not provide and comment on the content of the proposed management plan. Even though your department accommodated the Qikiqtaaluk Wildlife Boards (QWB) requests for extensions in three instances*". This plan has been in circulation since 2005 and has undergone multiple rounds of consultations with the more recent consultations taking place with co-management partners, including the QWB, at the beginning of 2019. We recognize the need for co-management partners to have ample opportunity to provide input. Unfortunately, QWB has not responded by December 13, 2019 and the comment period was extended to accommodate QWB's request for this extension; which has created further delays in the approval process.

The DOE appreciates the Board providing a date by which QWB should respond. Unfortunately, as noted the December 13, 2019 deadline has passed without QWB providing any input on the BICMP.

I would like to thank the Board for their consideration of this plan and for their willingness to work together with us on the conservation and management of Baffin Island caribou during this critical, recovery phase for their population.

Sincerely,

Joe Savikataaq,
Minister of Environment

Cc. Jimmy Noble Jr., Deputy Minister of Environment
Steve Pinksen, Assistant Deputy Minister of Environment
Drikus Gissing, Director of Wildlife

www.nwmb.com
ᓄᓇᕗᑦᒥ ᐆᒪᔪᓕᕆᔨᕐᔪᐊᑦ ᑲᑎᒪᔨᖏᑦ
Nunavunmi Anngutighatigut Aulapkaijitkut Katimajiat
Nunavut Wildlife Management Board

ᐱᓗᐊᑦᑕᐃᓕᓂᖅ ᐆᒪᔪᕐᓂᒃ ᐊᖅᑯᑎᒋᓗᒍ ᐊᑐᕐᑎᑕᐅᓂᖏᑦ ᐃᓄᐃᑦ ᖃᐅᔨᒪᓂᕐᑐᖃᖏᑦ ᐊᒻᒪᓗ ᖃᐅᔨᓴᕐᑎᒻᒪᕇᑕ ᖃᐅᔨᒪᓂᖏᑦ
Tammaqtailinahuarniriit anngutighat atuqhugit Inuit qaujimajatuqangillu ilihimaniillu ilitquhiannin
Conserving wildlife through the application of Inuit Qaujimajatuqangit and scientific knowledge

ᓯᑎᐱᕆ 18, 2019

ᔭᐃᒥᓯ ᕿᓪᓚᖅ
ᐃᒃᓯᕙᐅᑕᖅ
ᕿᑭᖅᑖᓗ ᐆᒪᔪᓕᕆᔩᑦ ᑲᑎᒪᔨᖏᑦ

ᒥᔅᑕ ᕿᓪᓚᕐᒧᑦ:

ᐱᔾᔪᑎᖃᖅᑐᖅ: ᑐᒃᓯᕋᐅᑎ ᓂᓪᓚᐅᑎᒋᕝᕕᐅᖁᓪᓗᒍ ᕿᑭᖅᑖᓗᒃ ᐆᒪᔪᓕᕆᔩᑦ ᑲᑎᒪᔨᖏᓐᓄᑦ ᐅᓇ
ᕿᑭᖅᑖᓘᑉ ᑐᒃᑐᖏᓐᓄᑦ ᒥᐊᓂᖅᓯᔾᔪᑎᒃᓴᖅ ᐸᕐᓇᐅᑎ

ᓄᓇᕗᑦ ᐆᒪᔪᓕᕆᔨᕐᔪᐊᑦ ᑲᑎᒪᔨᖏᑕ ᐃᓱᒪᓕᐅᕈᑎᖓᑦ

ᑲᑎᒪᓂᖃᖅᑎᓪᓗᒋᑦ ᓄᓇᕗᑦ ᐆᒪᔪᓕᕆᔨᕐᔪᐊᑦ ᑲᑎᒪᔨᖏᑦ ᑲᑎᒪᕕᒃᓴᖕᖑᑎᒍᑦ ᑲᑎᒪᑎᓪᓗᒋᑦ ᐃᖃᓗᖕᓂ ᓯᑎᐱᕆ 11, 2019-ᖑᑎᓪᓗᒍ (RM003-2019), ᓄᓇᕗᑦ ᒐᕙᒪᒃᑯᖏᑦ ᐊᐱᕆᓚᐅᕐᒪᑕ ᓄᓇᕗᑦ ᐆᒪᔪᓕᕆᔨᕐᔪᐊᑦ ᑲᑎᒪᔨᖏᓐᓄᑦ ᐊᖏᖅᑕᐅᖁᓪᓗᒍ ᕿᑭᖅᑖᓗᖕᒥ ᑐᒃᑐᓕᕆᔾᔪᑎᒃᓴᓄᑦ ᐸᕐᓇᐅᑎᑦ (ᒥᐊᓂᖅᓯᔾᔪᑎᓄᑦ ᐸᕐᓇᐅᑎ). ᑐᕌᒐᒃᓴᕆᔭᖓ ᐸᕐᓇᐅᑎᐅᑉ ᐱᔮᕐᓯᕈᑕᐅᓂᐊᕐᒪᑦ "ᐊᑐᓕᖅᑎᑕᐅᖃᑦᑕᖅᑐᓄᑦ ᑐᑭᒧᐊᒍᑕᐅᓗᓂ ᑐᒃᑐᓯᐅᕐᓂᕐᒧᑦ ᐊᒻᒪ ᓇᐅᑦᑎᖅᓱᐊᖃᕐᓂᕐᒧᑦ ᕿᑭᖅᑖᓘᑉ ᑐᒃᑐᖏᑕ ᐅᓄᕐᓂᕆᔭᖏᓐᓄᑦ."

ᑲᑎᒪᔩᑦ ᐃᓱᒪᒃᓴᖅᓯᐅᕈᑎᖃᓚᐅᖅᑎᑦ ᓄᓇᕗᑦ ᒐᕙᒪᒃᑯᖏᑕ ᑐᒃᓯᕋᐅᑎᖓᓂᒃ, ᐱᖃᓯᐅᑎᓪᓗᒋᑦ ᑎᑎᖅᑲᖁᑎᖏᑦ ᒐᕙᒪᒃᑯᑦ ᑐᓴᕋᓯᐊᕐᓂᕆᓚᐅᖅᑕᖓᓐᓄᑦ ᓄᓇᓕᖕᓂᑦ ᐊᒃᑐᖅᑕᐅᓯᒪᔪᓂᑦ ᕿᑭᖅᑖᓗᖕᒥ ᐊᒻᒪᓗ ᐃᓱᒪᓕᐅᓕᓚᐅᖅᑐᑦ ᑎᑎᕋᕈᒪᓪᓗᑎᒃ ᕿᑭᖅᑖᓗᒃ ᐆᒪᔪᓕᕆᔩᑦ ᑲᑎᒪᔨᖏᓐᓄᑦ. ᑲᑎᒪᔩᑦ ᐃᓱᒪᓕᐅᓚᐅᖅᑐᑦ ᑐᒃᓯᕋᕈᒪᓪᓗᑎᒃ ᕿᑭᖅᑖᓗᒃ ᐆᒪᔪᓕᕆᔩᑦ ᑲᑎᒪᔨᖏᓐᓂᑦ ᑐᓂᔭᐅᔪᒪᓪᓗᑎᒃ ᖃᓄᖅ ᐃᓱᒪᖃᕐᒪᖔᑕ ᐃᓗᓕᕆᔭᖏᑦ ᐱᓪᓗᒋᑦ ᒥᐊᓂᖅᓯᔾᔪᑎᒃᓴᑦ ᐸᕐᓇᐅᑎᑦ, ᑐᓂᔭᐅᓂᐊᕐᓗᑎᒃ ᓄᓇᕗᑦ ᒐᕙᒪᒃᑯᖏᓐᓄᑦ - ᓯᕗᕐᖓᒍᑦ ᐃᓱᒪᓕᐅᕈᑎᖃᓚᐅᖏᓐᓂᖏᓐᓂ ᒥᐊᓂᖅᓯᔾᔪᑎᒃᓴᑦ ᐸᕐᓇᐅᑎᒃᓴᖏᓐᓄᑦ. ᑎᑭᒐᓱᐊᕐᓂᐊᕐᓗᑎᒃ ᐃᓱᒪᓕᐅᕈᑎᒃᓴᖏᓐᓄᑦ, ᓄᓇᕗᑦ ᐆᒪᔪᓕᕆᔨᕐᔪᐊᑦ ᑲᑎᒪᔨᖏᑦ ᐅᑯᓂᖓ ᐃᓱᒪᒃᓴᖅᓯᐅᕈᑎᖃᓚᐅᖅᑐᑦ:

- ᕿᑭᖅᑖᓗᖕᒥ ᑐᒃᑐᑦ ᐅᓄᕐᓂᖏᑦ ᑕᐃᒪᓐᖓᓂᑦ ᐃᓄᐃᓴᖕᓂᖅᐹᖑᓯᒪᕗᑦ ᒫᓐᓇ, ᐊᒻᒪᓗ ᐱᓕᕆᖃᑕᐅᑦᓯᐊᕐᓗᑎᒃ ᐱᓕᕆᖃᑎᑮᒥᐊᖃᓕᖅᑐᑦ ᐊᐅᓚᑦᓯᔾᔨᐅᖅᑎᑮᖑᔪᑦ ᒥᐊᓂᖅᓯᔾᔪᑎᒃᓴᓄᑦ ᐊᒻᒪᓗ ᐅᑎᖅᔫᒥᑎᑕᐅᓂᒃᓴᖏᓐᓄᑦ ᐸᕐᓇᐃᖁᓪᓗᒋᑦ.
- ᓯᑎᐱᕆ 25, 2018-ᖑᑎᓪᓗᒍ, ᓄᓇᕗᑦ ᒐᕙᒪᒃᑯᖏᑦ ᐊᐅᓪᓚᖅᑎᑦᓯᓚᐅᖅᓯᒪᔪᑦ ᐋᖅᑭᒋᐊᖅᑕᐅᓯᒪᔪᓂᒃ ᒥᐊᓂᖅᓯᔾᔪᑎᒃᓴᑦ ᐸᕐᓇᐅᑎᖏᓐᓂᒃ ᑐᓂᔭᐅᓪᓗᑎᒃ ᐃᓘᓐᓇᖏᑦ ᕿᑭᖅᑖᓗᖕᒥ ᓄᓇᓕᑦ ᐊᖑᓇᓱᒃᑐᓕᕆᔩᑦ ᑎᒥᖁᑎᖏᑦ, ᕿᑭᖅᑖᓗᖕᒥ ᐆᒪᔪᓕᕆᓂᕐᒧᑦ ᑲᑎᒪᔨᖏᑦ, ᓄᓇᕗᑦ ᑐᓐᖓᕕᒃ ᑎᒥᖓᑦ, ᐊᒻᒪᓗ ᓄᓇᕗᑦ ᐆᒪᔪᓕᕆᔨᕐᔪᐊᑦ ᑲᑎᒪᔨᖏᓐᓄᑦ ᓂᓪᓚᐅᑎᖃᕐᕕᐅᓂᐊᕐᒪᑦ. ᓯᕗᓪᓕᐅᓚᐅᖅᑐᖅ ᑐᓂᓯᓯᔭᕆᐊᖃᕐᓂᖏᓐᓄᑦ ᐅᖃᐅᓯᒃᓴᓂᒃ ᐃᓱᓕᕝᕕᖓ ᒥᐊᓂᖅᓯᔾᔪᑎᒃᓴᓄᑦ ᐸᕐᓇᐅᑎ ᑭᖑᕙᕆᐊᖅᑕᐅᖃᑦᑕᐅᖅᑐᖅ ᐅᓄᖅᑐᐃᖅᓯᕐᓗᓂ ᑐᒃᓯᖅᑕᐅᓪᓗᓂ ᕿᑭᖅᑖᓗᒃ ᐆᒪᔪᓕᕆᔩᑦ ᑲᑎᒪᔨᖏᓐᓄᑦ. ᓂᓪᓚᐅᑎᒃᓴᓂᒃ ᑐᓂᓯᓚᐅᕐᒥᑦᑐᑦ ᕿᑭᖅᑖᓗᒃ ᐆᒪᔪᓕᕆᔩᑦ ᑲᑎᒪᔨᖏᑦ ᐅᕙᓐᓄᑦ ᕿᑭᖅᑕᓂ ᓄᓇᖁᑎᖏᓐᓂᑦ ᑎᑭᑎᓪᓗᒍ ᔪᓚᐃ 15, 2019, ᐃᓱᓕᕝᕕᒃᓴᖓᑕ ᐅᓪᓗᐊ.
- ᑎᑎᖅᑲᑎᒍᑦ ᓂᓪᓚᐅᑎᖅᐸᑕ ᕿᑭᖅᑖᓗᖕᒥ ᐆᒪᔪᓕᕆᔩᑦ ᑲᑎᒪᔨᖏᑦ ᐃᑲᔪᖅᓯᓂᖃᕋᔭᖅᑐᖅ ᓄᓇᕗᑦ ᒐᕙᒪᒃᑯᖏᓐᓂᒃ ᐱᐅᓯᒋᐊᖅᑎᑦᓯᔾᔪᑕᐅᓪᓗᑎᒃ ᒥᐊᓂᖅᓯᔾᔪᑎᑦ ᐸᕐᓇᐅᑎᖏᓐᓂᒃ.
- ᕿᑭᖅᑖᓗᒃ ᐆᒪᔪᓕᕆᔩᑦ ᑲᑎᒪᔨᖏᑦ ᐊᐅᓚᑦᓯᔨᓪᓗᐊᑕᐅᕐᒪᑕ ᒥᐊᓂᕆᔭᐅᓂᖏᓐᓂᒃ ᕿᑭᖅᑖᓘᑉ ᑐᒃᑐᖏᓐᓂᒃ.

www.nwmb.com
ᓄᓇᕗᑦᒥ ᐆᒪᔪᓕᕆᔨᕐᔪᐊᑦ ᑲᑎᒪᔨᖏᑦ
Nunavunmi Anngutighatigut Aulapkaijitkut Katimajiat
Nunavut Wildlife Management Board

ᐱᑐᐊᕐᑕᐃᓚᓂᖅ ᐆᒪᔪᕐᓂᒃ ᐊᖅᑯᑎᒋᓗᒍ ᐊᑐᕐᑎᑕᐅᓂᖏᑦ ᐃᓄᐃᑦ ᖃᐅᔨᒪᓂᑐᕐᑲᖏᑦ ᐊᒻᒪᓗ ᖃᐅᔨᓴᕐᑎᒻᒪᕇᑕ ᖃᐅᔨᒪᓂᖏᑦ
Tammaqtailinahuarniriit anngutighat atuqhugit Inuit qaujimajatuqangillu ilihimaniillu ilitquhiannin
Conserving wildlife through the application of Inuit Qaujimajatuqangit and scientific knowledge

ᓄᓇᕗᑦ ᐆᒪᔪᓕᕆᔨᕐᔪᐊᑦ ᑲᑎᒪᔨᖏᑦ ᑐᒃᓯᕋᓕᖅᑐᑦ ᕿᑭᖅᑖᓗᒃ ᐆᒪᔪᓕᕆᔨᑦ ᑲᑎᒪᔨᖏᓐᓄᑦ ᑐᓂᓯᕐᑯᓪᓗᒋᑦ ᐃᓱᒪᒋᔭᖏᑕ ᖃᓄᐃᓐᓂᕆᔭᖏᓐᓄᑦ ᐱᓪᓗᒍ ᕿᑭᖅᑖᓗᖕᒥ ᑐᒃᑐᑦ ᒥᐊᓂᕆᔭᐅᔾᔪᑎᒃᓴᖏᑕ ᐸᕐᓇᐅᑎᖏᑦ ᓄᓇᕗᑦ ᒐᕙᒪᒃᑯᖏᓐᓄᑦ ᑐᓂᔭᐅᓗᑎᒃ ᑎᑭᓚᐅᖏᓐᓂᖓᓂ **ᑕᓪᓕᕐᒥᖅ, ᑎᓯᐱᕆ 13, 2019**, ᐅᓐᓄᓴᒃᑯᑦ **5 ᑲᓇᖕᓇᒥᐅᑦ ᓯᕿᓐᖑᔭᖓ ᐊᑐᕐᓗᒍ**.

ᐃᓚᖏᑦ ᐃᖅᑲᓇᐃᔭᖅᑎᑎᓪᓘᓐᓃᑦ ᐊᐱᖅᑯᒃᓴᖅᑲᕈᔅᓯ ᐃᓱᒫᓗᒍᑎᖅᑲᕈᔅᓯᓗ ᐅᑯᐊ ᑎᑎᖅᑲᑦ ᐃᓗᓪᓕᖏᓐᓂᒃ, ᑐᓴᖅᑎᑕᐅᔅᓴᐅᑎᒋᔪᓐᓇᖅᑐᑦ ᓄᓇᕗᑦ ᐆᒪᔪᓕᕆᔨᕐᔪᐊᑦ ᑲᑎᒪᔨᖏᑦ.

ᑎᑎᕋᖅᑐᖅ,

David

ᑖᓂᐅᓪ ᓯᐅᓴᒃ
ᐃᒃᓯᕙᐅᑕᖅ
ᓄᓇᕗᒥ ᐆᒪᔪᓕᕆᔨᕐᔪᐊᑦ ᑲᑎᒪᔨᖏᑦ

ᑎᑎᕋᐅᓯᐊᕐᒥᔪᑦ:
- ᑐᕋᐃᑲᔅ ᒋᓯᖕ, ᑐᑭᒧᐊᒃᑎᕐᓯᔨ ᐆᒪᔪᓕᕆᓂᕐᒧᑦ ᐱᓕᕆᕕᐊᓂ, ᓄᓇᕗᑦ ᒐᕙᒪᒃᑯᖏᑕ ᐊᕙᑎᓕᕆᔨᒃᑯᖏᓐᓂ;
- ᐸᐅᓪ ᐃᕐᖓᐅᑦ, ᑐᑭᒧᐊᒃᑎᕐᓯᔨ ᐆᒪᔪᓕᕆᓂᕐᒧᑦ, ᓄᓇᕗᑦ ᑐᓐᖓᕕᒃ ᑎᒥᖓᑦ; ᐊᒻᒪᓗ
- ᐱᕐᓯᐅᑖᖅ ᑯᓗᑖᖅ, ᐊᐅᓚᑦᓯᔨᓄᑦ ᑐᑭᒧᐊᒃᑎᕐᓯᔨ, ᕿᑭᖅᑖᓗᒃ ᐆᒪᔪᓕᕆᔨᑦ ᑲᑎᒪᔨᖏᑦ.

ᑐᓂᔭᐅᓯᒪᔪᑦ

ᓄᓇᕗᑦ ᐆᒪᔪᓕᕆᔨᕐᔪᐊᒃᑯᑦ ᑲᑎᒪᔨᖏᓐᓄᑦ

ᐃᒪᓇᐃᓘᖅᑕᐅᖁᓗᒋᑦ

ᑐᓴᐅᒪᔪᑎᒃᓴᑦ: X **ᐃᓱᒪᓕᐅᕈᑎᑦ:**

ᐋᖅᑭᒃᑕᐅᔭᕆᐊᓕᒃ: ᑐᑭᓯᒋᐊᕈᑏᑦ ᐊᕙᑎᓕᕆᔨᒃᑯᑦ ᐊᑯᓂᐅᔪᒧᑦ ᐊᕙᑎᖓᓂ ᖃᐅᔨᓴᓂᕐᒧᑦ ᐱᓕᕆᐊᖅ

ᐅᖃᐅᓯᖃᒃᓯᒪᓂᖏᑦ:

- ᓄᓇᕗᑦ ᒐᕙᒪᒃᑯᑦ ᐊᕙᑎᓕᕆᔨᒃᑯᑦ (DOE) ᓴᖅᑭᑎᑦᑎᓚᐅᖅᑐᑦ ᐊᑯᓂᐅᔪᒧᑦ ᐊᕙᑎᖓᓂ ᖃᐅᔨᓴᓂᕐᒧᑦ ᐱᓕᕆᐊᖅ (LTEMP) 2012-ᒥᑦ ᖃᐅᔨᓴᕐᓗᑎ ᐊᕙᑎᖓ–ᖁᕝᕙᓯᓐᓂᖓ ᐊᓯᔾᔨᖅᑐᑦ ᐊᑦᑐᐊᓂᓖᑦ ᓯᓚᖓᓄᑦ ᐊᒻᒪ ᐱᕚᓪᓕᐊᑎᑦᑎᓂᕐᒧᑦ, ᐊᒻᒪ ᖃᓄᖅ ᑖᒃᑯᐊ ᐊᓯᔾᔨᖅᑐᑦ ᐊᑦᑐᐃᓂᖃᕐᓂᖏᓐᓄᑦ ᓄᓇᒥ ᐆᒪᔪᓕᐅᖅᑐᓂᑦ ᐆᒪᔪᓂᑦ. ᐊᑯᓂᐅᔪᒧᑦ ᑐᕌᒐᕆᔭᖓ ᐱᓕᕆᐊᖅ, ᖃᐅᔨᓴᕐᓗᑎ ᐆᓇᕐᓂᖓᓄᑦ ᐊᓯᔾᔨᖅᑐᑦ ᐃᓗᐊᓂ ᐊᕙᑎᖓᓂ ᐊᕐᕌᒍᒐᓴᐅᓕᖅᑐᓂᑦ, ᓴᓂᐊᓂ ᒪᕐᕉᓐᓂ ᐊᕐᕌᒎᓂᒃ.

- ᐱᓕᕆᐊᖅ ᐊᐅᓚᓂᖃᓚᐅᖅᑐᖅ 2012-2013 ᐊᒻᒪ ᐊᐅᓚᓂᖃᒃᑲᓂᖅᑐᓂ 2015-2016 ᑭᓯᐊᓂ ᐊᒥᓱᑦ ᓄᖅᑲᖃᑦᑕᕐᓂᖏᓐᓄᑦ ᐱᓕᕆᕕᒻᒥ ᐃᖅᑲᓇᐃᔭᖅᑎᓂᑦ ᖃᐅᔨᒪᔭᐅᖏᑐᖅᑕᖃᓚᐅᖅᑐᑦ ᐱᔨᑦᑎᖅᑕᐅᓂᖓᓄᑦ ᐱᓕᕆᐊᖅ. ᐱᐅᓯᑎᕆᐊᓂᐊᕐᓗᒍ ᑲᔪᓯᑎᑕᐅᓂᖓ ᐊᒻᒪ ᐊᐅᓚᓂᖃᑦᑎᐊᕐᓂᖓ ᐱᓕᕆᐊᖅ, ᐊᕙᑎᓕᕆᔨᒃᑯᑦ ᐃᓱᒪᓕᐅᓚᐅᖅᑐᑦ ᐱᓕᕆᖃᑎᖃᕐᓗᑎ ᐃᓕᓐᓂᐊᕐᓂᓕᓂᕐᒨᖓᔪᓂᑦ ᐱᓕᕆᖃᑎᖏᓐᓂ.

- ᐊᑯᓂᐅᔪᒧᑦ ᐊᕙᑎᖓᓂ ᖃᐅᔨᓴᓂᕐᒧᑦ ᐱᓕᕆᐊᖅ ᑐᑭᓯᐅᒪᖃᑎᒌᓐᓂᒃᑯᑦ ᐊᖏᕈᑎᒃᑯᑦ (MOU) ᐅᑯᓂᖓ ᓯᓚᑦᓴᕐᕕᒃᔪᐊᖅ ᐃᐅᕚᑕ, A. ᕗᕌᓐᑭ, ᐊᒻᒪ ᓄᓇᕗᑦ ᒐᕙᒪᒃᑯᑦ. ᖃᐅᔨᓴᓂᐅᔪᖅ, ᑐᑭᓯᒋᐊᕈᑎᓂᑦ ᐊᐅᓚᑦᑎᓂᖅ ᐊᓐ, ᑐᖅᑯᐃᓂᖅ, ᖃᐅᔨᓴᐃᓂᖅ, ᐊᒻᒪ ᑐᓴᖅᑎᑦᑎᓂᖅ ᐱᓕᕆᐊᖑᔪᑦ ᖃᐅᔨᓴᖅᑎᓄᑦ, ᑐᑭᒧᐊᖅᑎᑕᐅᔪᑦ A. ᕗᕌᓐᑭ ᓯᓚᑦᑐᓴᕐᕕᒃᔪᐊᒥ ᐃᐅᕚᑕ ᐱᓕᕆᖃᑎᖃᖅᑐᑎᑦ ᐊᕙᑎᓕᕆᔨᒃᑯᓐᓂᑦ.

ᒫᓐᓇᐅᔪᖅ ᖃᓄᐃᓕᖓᓕᕐᓂᖓ:

- ᑐᕌᒐᕆᔭᖓ ᐊᑯᓂᐅᔪᒧᑦ ᐊᕙᑎᖓᓂ ᖃᐅᔨᓴᓂᕐᒧᑦ ᐱᓕᕆᐊᖅ ᐱᓕᕆᐊᖃᕐᓗᑎ ᐊᕐᕌᒍᑕᒫᑦ ᖃᐅᔨᓴᒃᑖᑦᑕᓂᕐᒧᑦ ᖃᐅᔨᓴᕐᕕᔭᐅᔪᓂᑦ ᐊᒻᒪ ᐊᖏᓂᖏᓐᓄᑦ ᐊᑦᑐᐊᓂᖕᒋᑦ ᖃᐅᔨᓴᓂᕐᒧᑦ ᐊᕙᑎᖓᓂ ᐃᓗᓕᖏᓐᓂ ᖃᒪᓂᕐᔪᐊᖅ ᑐᑦᑐᖏᓐᓄᑦ.

- ᐃᓱᒫᓗᒋᔭᓪᓗᐊᑕᐅᔪᑦ ᐱᓕᕆᐊᒧᑦ ᒪᕿᐊᑎᖅᓯᒪᔪᑦ: 1) ᑎᑎᕋᖅᑕᐅᓂᖏᑦ ᐊᑯᓂᐅᒧᒧᑦ ᐊᓯᔾᔨᖅᑐᑦ ᐊᑦᑐᐊᓂᓖᑦ ᓯᓚᐅᑉ ᐊᓯᔾᔨᕐᓂᖓᓄᑦ ᐊᒻᒪ ᖃᓄᖅ ᑖᒃᑯᐊ ᐊᑦᑐᐃᓂᐅᔪᑦ ᐊᑦᑐᐃᓂᖃᕈᓐᓇᕐᓂᖓᓄ ᐊᕙᑎᒥᑦ, ᐊᒻᒪ 2) ᓴᖅᑭᑦᑎᓂᖅ ᑐᙵᕕᖏᓐᓂ ᖃᓄᐃᓐᓂᕆᔭᖏᓐᓂ ᐊᕕᑦᑐᖅᓯᒪᔪᒧᑦ ᐊᔅᓯᕈᖅᑎᑕᐅᔪᖅ ᐱᔾᔪᑎᒋᓪᓗᒍ ᐱᕚᓪᓕᐊᑎᑦᑎᕕᐅᔪᓐᓇᕐᓂᖓᓄᑦ.

- ᐱᒋᐊᖅᑐᓂ 2019, ᖃᐅᔨᓴᑦᑎᐊᕐᓂᖅᐸᑦᑐᑦ ᐊᕐᕌᒍᑕᒫᑦ ᖃᓂᒋᔭᖓᓂ ᓄᓇᓕᒻᒥ ᑲᖏᖅᖠᓂᖅ, ᐊᒻᒪ ᖃᐅᔨᓴᑦᑎᐊᕐᓂᖃᕐᓕᖅ (ᐱᕈᖅᑐᐃᑦ ᐊᒻᒪ ᐊᓇᐃᑦ ᓈᓴᖅᑕᐅᔪᑦ) ᐱᓕᕆᐊᖑᒃᑦᑕᖅᓯᒪᔪᑦ 16 ᐊᑐᖅᑕᐅᖏᓐᓇᖅᑐᓂᑦ ᓇᒦᓐᓂᖏᑦ ᓴᖅᑭᖅᑎᑕᐅᔪᑦ ᐊᐅᔭᒃᑯᑦ ᖃᒪᓂᕐᔪᐊᖅ ᑐᑦᑐᖏᓐᓄᑦ 2012-ᒥᓂᑦ.

- ᖃᐅᔨᓴᑦᑎᐊᕐᓂᖃᕐᓂᖅ ᖃᓂᒋᔭᖓᓂ ᑲᖏᖅᖠᓂᖅ ᐱᖃᓯᐅᔾᔨᔪᑦ ᐊᒥᓱᓚᓐᓂᑦ ᐊᕙᑎᒧᑦ ᐃᓚᒍᑕᖏᑦ ᐱᙱᓯᓂᑦ ᖁᕝᕙᓯᓐᓂᐅᔪᓂᑦ (ᑭᓯᓕᐅᖅᑎᓪᓗᐊᑕᖅ ᓕᑏᓄᑦ ᓂᕆᒃᑕᖅᑐᓄᑦ), ᖃᐅᔨᓴᑦᑎᐊᒃᑲᑦᑕᕐᓂᖅ ᐱᓕᕆᐊᓪᓗᐊᑕᖅᑎᓪᓗᒍ

ᐱᕈᖅᑐᓂᑦ ᐊᒻᒪ ᐊᓇᕐᓂᑦ ᓈᓴᖅᑕᐅᓂᖏᑦ. ᒫᓐᓇᐅᔪᒥᑦ ᐃᓚᒍᑕᖏᑦ ᖃᐅᔨᓴᓂᕐᒧᑦ ᖃᓂᒋᔭᖓᓂ ᑲᖏᕐᓱᓂᖅ ᐱᖃᓯᐅᔾᔨᔪᑦ ᓴᐱᕈᖅᑐᐃᑦ, ᖁᐱᕐᕈᐃᑦ, ᖁᐸᓄᐊᑦ, ᒥᑭᔫᑎᑦ ᐆᒪᔪᐃᑦ, ᐊᒻᒪ ᐃᓚᖏᓐᓂ ᑎᒻᒥᐊᓂᑦ ᓂᕿᑐᖃᑦᑕᖅᑐᓂᑦ.

- ᑐᑭᓯᒋᐊᕈᑎᓕᒫᑦ ᓄᐊᑕᐅᔪᑦ ᐊᑐᖅᑐᑎᑦ ᐊᖏᖅᑕᐅᓯᒪᔪᒥᑦ ᓇᓗᓴᐃᖅᓯᒪᔪᒧᑦ ᐊᑐᖅᑕᐅᒋᐊᓖᑦ, ᐱᖃᓯᐅᑎᓪᓗᑎ ᓴᖅᑭᖅᑎᑕᐅᔪᑦ ᐅᑭᐅᑕᖅᑐᒥ ᓄᓇᖓᓂ ᐊᕙᑎᓕᕆᔩᑦ ᐱᖃᑕᐅᔪᑦ ᓯᓚᕐᔪᐊᒥ ᐅᑭᐅᑕᖅᑐᒥ ᓄᓇᖓᓂ ᖃᐅᔨᓴᕐᓂᖅ.

- ᓄᓇᕗᒻᒥ ᖃᐅᔨᓴᖃᑦᑕᓂᕐᒧᑦ ᐱᓕᕆᐊᖅ ᐊᖏᔪᑲᓪᓚᐅᔪᖅ, ᐊᑯᓂᐅᔪᒧᑦ ᑮᓇᐅᔭᖃᖅᑎᑦᑎᓂᕐᒧᑦ ᐱᓕᕆᖃᖅᑎᐅᔪᖅ (2019/20-2021/22) ᐅᑯᓇᓂ ᐊᑯᓂᐅᔪᒧᑦ ᐊᕙᑎᖓᓂ ᖃᐅᔨᓴᓂᕐᒧᑦ ᐱᓕᕆᐊᖅ.

- ᐱᒋᐊᖅᑐᓂ 2019, ᐃᑲᔪᖅᑕᐅᓪᓗᓂ ᓄᓇᕗᒻᒥ ᓯᓚᑦᑐᓴᕐᕕᒃ (NAC) ᐊᒻᒪ ᑭᕙᓪᓕᖅ ᐃᓄᐃᑦ ᑲᑐᔾᔨᖃᑎᒌᖏᑦ, ᐃᓕᓐᓂᐊᖅᑏᑦ ᐊᑎᓕᐅᖅᓯᒪᔪᑦ ᓄᓇᕗᒻᒥ ᓯᓚᑦᑐᓴᕐᕕᒻᒥ ᐊᕙᑎᓕᕆᓂᕐᒧᑦ ᐱᓕᕆᐊᒥᑦ ᐃᖅᑲᓇᐃᔭᖅᑎᑕᐅᓚᐅᖅᑐᑦ ᐅᑯᑎᒎᓇ ᐊᑯᓂᐅᔪᒧᑦ ᐊᕙᑎᖓᓂ ᖃᐅᔨᓴᓂᕐᒧᑦ ᐱᓕᕆᐊᖅ ᐃᓕᓐᓂᐊᓂᕐᒧᑦ ᐱᓕᕆᐊᒥᑦ, ᓴᓇᓯᒪᓚᐅᖅᑐᖅ ᐱᑕᖃᖅᑎᑦᑎᓗᑎ ᖃᐅᔨᓴᖅᑎᙳᖅᑐᓂᑦ, ᐃᖅᑲᓇᐃᔭᖅᑐᑎᑦ ᐃᓕᓐᓂᐊᓯᓐᓈᑦ.

- ᒪᕐᕉᒃ ᓄᓇᕗᒻᒥ ᐃᓄᐃᑦ ᐃᖅᑲᓇᐃᔭᖅᑎᑕᐅᕙᓚᐅᖅᑐᑦ ᐊᑐᓂ ᐊᕐᕌᒍᓂᑦ, ᐱᖃᑕᐅᑎᑕᐅᔪᑦ ᐊᑕᖏᖅᑐᓂᑦ ᖃᐅᔨᓴᕐᕕᒻᒥ ᐱᓕᕆᔭᐅᔪᓂᑦ, ᑭᓯᐊᓂ ᐊᐅᓪᓛᖅᑕᐅᓂᖏᑦ ᓄᓇᓕᒻᒥ ᖃᐅᔨᒪᔭᐅᔪᑦ (ᓲᕐᓗ ᐊᑦᑕᓇᖏᑦᑐᒥ ᐊᐅᓪᓚᕐᓂᖅ ᓄᓇᒃᑯᑦ ᐊᒻᒪ ᐃᒪᒃᑯᑦ) ᐊᒻᒪ ᐃᓄᐃᑦ ᖃᐅᔨᒪᔭᑐᖃᖏᑦ (ᓲᕐᓗ, ᐃᖅᑲᓇᐃᔭᖅᑲᑎᒌᓐᓂᖅ, ᖃᓄᑐᐃᓐᓇᖅ ᐃᓱᒪᕈᓘᔭᕐᓂᖅ, ᖃᐅᔨᒪᓂᐅᔪᓂᑦ ᐱᕙᓪᓕᐊᑎᑦᑎᓂᖅ, ᐃᑉᐱᒍᓱᑦᑎᐊᕐᓂᖅ ᓄᓇᒥᑦ ᐊᒻᒪ ᐆᒪᔪᓂᑦ).

- ᐊᑯᓂᐅᔪᒧᑦ ᐊᕙᑎᖓᓂ ᖃᐅᔨᓴᓂᕐᒧᑦ ᐱᓕᕆᐊᖅ ᐱᔪᒥᓇᖅᑐᖅ ᐱᓕᕆᐊᖅ ᐃᓚᓕᐅᔾᔭᐅᓂᖓᓄ ᓇᓕᒻᒧᑦ ᐊᐅᓚᑕᐅᔪᒥᑦ ᖃᐅᔨᓴᓂᕐᒥᑦ, ᐊᒻᒪ ᐊᕙᑎᓕᕆᔨᒃᑯᑦ ᒪᑐᐃᖓᔪᑦ ᐱᓕᕆᖃᑎᖃᕐᓗᑎ ᐊᐅᓚᑦᑎᖃᑎᒋᔭᖕᒥᓐᓂ ᐱᓕᕆᖃᑎᖕᒥᓐᓂᑦ ᐊᖏᓪᓕᒋᐊᕐᓗ ᓄᓇᓕᐅᔪᖅ ᐱᖃᑕᐅᑎᑕᐅᓂᖓᓄᑦ. ᖁᕝᕙᓯᐊᕈᓐᓇᑐᐃᓐᓇᓯᐊᖅᑲᖅᑐᑦ ᐃᓚᐅᖃᑕᐅᓂᖏᑦ ᓄᓇᕗᒻᒥ ᐃᓄᐃᑦ ᐃᓕᓐᓂᐊᖅᑏᑦ ᐊᒻᒪ ᐊᐅᔭᒃᑯᑦ ᐃᖅᑲᓇᐃᔭᖅᑎᑦᑎᓂᕐᒥᑦ ᓄᓇᓕᒻᒥᐅᑕᓂᑦ.

ᐊᐱᖅᓱᕐᓃᑦ:

- ᑲᑎᒪᖃᑎᖃᕐᓂᖅ ᐆᒪᔪᕐᓂᐊᑎᒃᑯᑦ ᑲᑐᔾᔨᖃᑎᒌᖏᓐᓂᑦ ᑲᖏᕐᓱᓂᕐᒥ ᐊᒻᒪ ᖃᒪᓂᑦᑐᐊᒥ ᑲᑎᒪᑎᑦᑎᓚᐅᖅᑐᑦ ᐊᕙᑎᓕᕆᔨᒃᑯᑦ ᒪᐃᒥ 2019.
- ᑲᑎᒪᑎᑦᑎᒐᓐᓂᕐᓂᐅᔪᑦ ᐸᕐᓇᑕᐅᓯᒪᔪᑦ ᐊᑦᑐᐊᓂᖃᖅᑐᓕᒫᓄᑦ ᓄᓇᓕᓐᓂ ᕕᕝᕗᐊᕆᒧᑦ 2020.

ᐊᑐᓕᖁᔭᐅᔪᑦ:

- *ᐱᑕᖃᙱᑦᑐᖅ*

ᐊᑯᓂᐅᔪᒧᑦ ᐊᕙᑎᖓᓂ ᖃᐅᔨᓴᓂᕐᒧᑦ ᐱᓕᕆᐊᖅ: ᐊᐅᓚᑦᑎᓂᕐᒧᑦ ᓇᐃᓈᕐᓯᒪᔪᑦ

ᓴᖅᑭᖅᑎᑕᐅᓯᒪᑦᑎᐊᖅᑐᖅ ᐆᓇᕐᓂᖏᑦ ᐅᑭᐅᑕᖅᑐᒥ ᖁᕝᕙᓇᐊᖅᓯᒪᔪᑦ ᒪᕐᕈᐊᖅᑎᐸᓗᑦᑐᓂ ᓱᑲᓂᖅᖅᑐᒥᑦ ᐆᓇᕐᓂᖏᓐᓂ ᐊᓯᖏᓐᓂᑦ ᓇᒥᑐᐃᓐᓇᖅ. ᑭᓯᐊᓂᓕ, ᖃᐅᔨᓴᖅᑕᐅᓂᖏᑦ ᐊᑦᑐᖅᑕᐅᔪᑦ ᓯᓚᐅᑉ ᐊᓯᔾᔨᕐᓂᖓᓄᑦ ᐆᒪᔪᓂᑦ, ᐊᔾᔨᒋᙱᑕᖓᑎᑐᑦ ᐱᕙᓪᓕᐊᓂᖓ ᖃᓄᐃᓕᓂᐅᔪᑦ ᖁᕝᕙᓇᐊᕐᓂᖓᓄᑦ ᐆᓇᕐᓂᖓ ᒥᔅᓴᐅᓴᖓᔅᓴᐅᔪᓂᑦ (ᓲᕐᓗ, ᖁᐊᖑᐃᓐᓇᖅᑐᖅ, ᐊᐅᔪᐃᑦᑐᑦ ᓄᖑᑎᕆᓂᖏᑦ ᐊᒻᒪ ᑕᕿᐅᕐᓲᖕᖓᖅᑐᑦ ᐊᓄᓃᑦ, ᑎᓂᖃᑦᑕᕐᓂᖓ ᐅᓕᖃᑦᑕᕐᓂᖓ ᐊᒻᒪ ᐊᖏᔫᓂᖓ), ᐆᒪᔪᐃᑦ ᓂᕿᐅᓇᖏᑦᑐᓂᑦ ᖃᓄᐃᓕᒋᐊᕈᓐᓇᖅᑐᑦ, ᐊᒻᒪ ᖃᐅᔨᓴᖅᑕᐅᓂᖓ ᐊᕙᑎᖓ ᐊᓯᔾᔨᕐᓂᖓ ᐃᒻᒥᒃᑯᑦ ᓴᖅᑭᖅᑐᑦ ᐊᒻᒪ ᓱᕈᓐᓇᖅᑐᓄᑦ ᐊᔭᐅᕈᑏᑦ ᐊᕙᑎᖓᓂ ᐱᔭᐅᖃᑦᑕᖅᑐᑦ ᐊᔾᔩᖏᑦᑐᓂ ᐊᑲᐅᖏᓕᐅᕈᑎᖃᖅᑎᑦᑎᔪᑦ ᐊᓱᕈᕈᑕᐅᔪᓄᑦ.

ᐊᕙᑎᖓ ᐊᓯᔾᔨᕐᓂᖓ ᓂᕿᐅᒋᔭᐅᔪᖅ ᐊᖏᔫᓂᐊᖅᑐᓂ ᐊᒻᒪ ᑲᔪᓲᓐᓇᕐᓗᓂ. ᐊᓯᔾᔨᖅᑐᑦ ᓇᒧᖓᒃᑕᕐᓂᖏᑦ ᐊᒻᒪ ᑭᓪᓕᓯᓂᐊᖅᑕᐅᓯᒪᔪᑦ ᓄᓇᒥ ᐆᒪᔪᓕᐅᖅᐸᑦᑐᑦ ᐆᒪᔪᐃᑦ, ᓲᕐᓗ ᓇᐸᖅᑐᖃᖏᑦᑐᒥᑦ ᑐᑦᑐᐃᑦ, ᓴᖅᑭᓂᐊᖅᑐᒋᔭᐅᔪᑦ ᓯᓚᖓᓄᑦ ᐊᔭᐅᖅᑕᐅᔪᒧᑦ ᖁᕝᕙᓇᐊᖅᑐᑦ ᐱᕈᖅᑐᐃᑦ ᐱᕈᕐᓂᖏᑦ ᐊᒻᒪ ᓇᒧᖓᖓᓂᖏᑦ ᐊᖏᓪᓕᒋᐊᕐᓂᖏᑦ, ᐃᑲᔪᐃᓂᖅᑯᓐᓇᖅᑐᑦ ᐆᒪᔪᓂᑦ ᐊᑦᑐᐊᓂᓕᓐᓂᑦ ᐱᕈᖅᑐᓂᑦ ᓇᔪᖅᕙᐅᕙᑦᑐᓂᑦ, ᐊᒻᒪ ᐊᑦᑕᓇᖅᑎᑦᑎᓗᑎ ᐆᒪᔪᓂᑦ ᑐᓐᖓᓂᖃᕐᓂᓴᐅᓗᑎ ᓄᓇᒥ ᓇᔪᖅᑕᐅᔪᓂᑦ, ᓯᓚᙵᓄᑦ ᐊᔭᐅᖅᑕᐅᔪᒧᑦ ᓇᔪᖅᑕᐅᕙᑦᑐᑦ ᔭᒐᑕᐅᔪᑦ. ᐊᔾᔨᐸᓗᐊᓂᓕ, ᓱᐳᓇᖅᑐᑦ ᐊᒻᒪ ᖁᐱᕈᐃᑦ ᒫᓇᐅᔪᒥᑦ ᐱᖃᓯᐅᔾᔭᐅᓯᒪᖏᑦᑐᑦ ᐅᑭᐅᑕᖅᑐᒥ ᓂᖓᐅᒋᔭᐅᔪᑦ ᓴᖅᑭᓂᐊᖅᑐᑎᑦ ᓇᒧᖓᖓᓂᖏᑦ ᐊᖏᓪᓕᒋᐊᕐᓂᖏᑦ ᐊᒻᒪ ᐅᖅᑰᓯᕙᓪᓕᐊᓂᖓᓄᑦ. ᐱᓕᕆᐊᖃᑎᒋᓐᓂᐅᔪᑦ ᓇᔪᖅᓯᔪᓂᑦ ᐊᒻᒪ ᖁᐱᕐᕈᐃᑦ ᖁᕝᕙᓇᐊᕈᓐᓇᖅᑐᑦ ᓴᖅᑭᑎᑦᑎᑕᔭᖅᑐᑦ ᐊᐃᑦᑑᑕᐅᔪᓐᓇᖅᑐᓂ ᐋᓂᐊᓂᑦ, ᖁᕝᔭᕆᐊᖅᑐᑦ ᑐᕐᖁᒃᑕᕐᓂᖏᑦ, ᐊᒻᒪ ᐱᕙᓪᓕᐊᓂᒃᖅᑐᑦ ᐊᑦᑐᖅᑕᐅᔪᑦ ᓂᕆᒃᑕᐅᑎᕙᑦᑐᓂᑦ ᐊᒻᒪ ᐊᕙᑎᖓᓄ ᐊᐅᓚᓂᖓᓄᑦ. ᐊᔾᔨᐸᓗᐊᓂᓕ, ᐊᑯᓂᐅᒧᒧᑦ, ᓴᖅᑭᒃᑕᕐᓂᖏᑦ ᓯᓚᑲᒪᐅᓂᐅᒃᑕᖅᑐᑦ, ᓯᓚᑖᓂ ᐊᑐᖅᑕᐅᒃᑕᖅᓯᒪᔪᓂᑦ ᐊᔾᔩᖏᓐᓂᖏᓐᓄᑦ, ᐃᒪᐃᓐᓂᐊᖅᑑᔭᖅᑐᖅ (ᓲᕐᓗ, ᓯᓚᓗᓪᓗᓂ ᐊᐳᑎᒧᑦ, ᐊᐅᔭᒃᑯᑦ ᓯᓚᑲᒪᐅᒃᑕᕐᓂᖅ, ᐆᓇᕐᓂᖏᑦ ᖁᕝᕙᓯᑦᑐᑦ ᐊᒻᒪ ᐊᑦᑎᑦᑐᑦ, ᐊᐱᓂᖓ ᐊᒻᒪ ᐃᑎᓂᖓ). ᐊᕙᑎᖓᓄᑦ ᖃᓄᐃᓕᓂᐅᔪᑦ ᑖᒃᑯᓂᖓ ᐱᖃᓯᐅᔾᔨᔪᑦ ᐊᓯᔾᔨᖅᑐᓂᑦ ᓂᖓᐅᒃᑕᐅᑎᕙᑦᑐᓂᑦ ᐊᒻᒪ ᖃᖓᒃᑯᓂᖏᑦ ᐊᕙᑎᖓᓄ ᐱᓕᕆᐊᖅᑎᒋᓂᖓᔪᖏᑦ, ᐊᓯᔾᔨᖅᑐᑦ ᐆᒪᔪᓂᑦ ᓇᒧᖓᒃᑕᕐᓂᖏᑦ ᐊᒻᒪ ᐱᑕᖃᕐᓂᖏᑦ ᖃᓄᐃᓕᖓᓂᖏᑦ, ᐊᒻᒪ ᐊᓯᔾᔨᖅᑐᑦ ᑭᓪᓕᓯᓂᐊᖅᑕᐅᓯᒪᔪᓂᑦ.

ᐱᓕᕆᐊᖃᕈᑎᑦ ᒪᕐᕉᓗᐊᑕᐅᔫᒃ ᐃᓱᒪᓘᑕᐅᔫᒃ (ᑎᑎᕋᖅᑕᐅᓂᖏᑦ ᐊᑯᓂᐅᒧᒧᑦ ᐊᓯᔾᔨᖅᑐᑦ ᐊᑦᑐᐊᓂᓖᑦ ᓯᓚᐅᑉ ᐊᓯᔾᔨᕐᓂᖓᓄᑦ, ᐊᒻᒪ ᑎᑎᕋᖅᑕᐅᓂᖏᓐᓄᑦ ᑐᓐᖓᕕᖏᑦ ᖃᓄᐃᓐᓂᖃᖅᑐᖏᑦ ᐊᕕᑦᑐᖅᓯᒪᔪᒧᑦ ᖁᕝᕙᓯᑦᑐᒥᑦ ᐱᔪᒪᓂᖅᕝᕕᐅᔪᒥᑦ ᐱᕙᓪᓕᐊᑎᑦᑎᓂᕐᒧᑦ, ᓄᓇᕗᑦ ᒐᕙᒪᒃᑯᑦ, ᐊᕙᑎᓕᕆᔨᒃᑯᑦ (DOE) ᓴᖅᑭᑎᑦᑎᓚᐅᖅᑐᑦ ᐊᑯᓂᐅᔪᒧᑦ ᐊᕙᑎᖓᓂ ᖃᐅᔨᓴᓂᕐᒧᑦ ᐱᓕᕆᐊᖅ (LTEMP) 2012-ᒥᑦ. ᑐᕌᒐᕆᔭᖓ ᐱᓕᕆᐊᖅ ᐱᓕᕆᐊᖃᑦᑕᕐᓗᑎ ᐊᕐᕌᒍᑕᒫᑦ ᖃᐅᔨᓴᓂᕐᒥᑦ ᓇᔪᖅᑕᐅᔪᒥᑦ ᐊᒻᒪᓯᓚᔫᖓᔪᑦ ᐊᖏᓂᖏᑦ ᐊᑐᐊᓂᓖᑦ ᖃᐅᔨᓴᓂᕐᒧᑦ ᐊᕙᑎᖓᓂ ᐃᓚᒍᑕᖏᓐᓂ ᐃᓗᐊᓂ ᑭᕙᓪᓕᕐᒥᑦ. ᐃᓗᐊᓂ ᓄᕋᓕᐅᕝᕕᖏᓐᓂ ᓄᓇᖏᓐᓂ ᖃᒪᓂᕐᒧᐊᖅ ᑐᑦᑐᖏᓐᓄᑦ, ᖃᐅᔨᓴᑦᑎᐊᖃᑦᑕᕐᓂᖅ ᐱᓕᕆᐊᖑᖃᑦᑕᖅᓯᒪᔪᑦ 16 ᓇᒦᕝᕕᒋᔭᖏᓐᓂ 2012-ᒥᓂᑦ, ᐊᒻᒪ ᐱᒋᐊᖅᑐᓂ 2019, ᖃᐅᔨᓴᑦᑎᐊᖃᑦᑕᕐᓂᖅ ᐊᕐᕌᒍᑕᒫᑦ ᐱᒋᐊᖅᑎᑕᐅᓚᐅᖅᑐᖅ ᖃᓂᒋᔭᖓᓂ ᑲᖏᕐᖠᓂᖅ. ᖃᐅᔨᓴᑦᑎᐊᖃᑦᑕᕐᓂᖅ ᖃᓂᒋᔭᖓᓂ ᑲᖏᕐᖠᓂᖅᐱᖃᓯᐅᔾᔨᔪᑦ ᐊᒥᓱᓪᓚᕆᓐᓂᑦ ᐊᕙᑎᖏᓐᓂ ᐃᓚᒍᑕᖏᓐᓂ ᐱᖓᓱᓂᑦ ᖁᕝᕙᓯᓐᓂᓕᓐᓂ (ᑭᓯᓕᐅᖅᑎᓪᓗᐊᑕᐃᑦ ᖁᓕᓃᑦᑐᓄᑦ ᓂᕆᒃᑕᑦᑕᖅᑐᑦ), ᖃᐅᔨᓴᑦᑎᐊᖃᑦᑕᕐᓂᖅ ᐊᐅᔭᒃᑯᑦ ᖃᒪᓂᕐᔪᐊᖅ ᑐᑦᑐᖏᓐᓂ ᐱᔾᔪᑎᖃᓗᐊᖅᑐᑦ ᐱᕈᖅᑐᓂᑦ ᐊᒻᒪ ᐊᓇᖏᓐᓂ ᓈᓴᐃᓂᖅ.

ᐱᓕᕆᐊᓇᓗᒍ ᖃᐅᔨᓴᕐᓂᐅᔪᖅ ᐊᒻᒪ ᐃᖅᑲᓇᐃᔭᖅᑎᖃᕐᓇᕐᓂᖅ ᐃᓱᒪᓘᑕᐅᔪᑦ ᐊᑦᑐᐊᓂᖕᓂᑦ ᐊᑯᓂᐅᔪᒧᑦ ᐊᕙᑎᖓᓂ ᖃᐅᔨᓴᓂᕐᒧᑦ ᐱᓕᕆᐊᖅ, ᐊᒻᒪ ᓇᓗᓇᐃᕐᓗᒍ ᑲᔪᓯᑎᑕᐅᖏᓐᓇᕐᓂᖓ ᐱᓕᕆᐊᖅ, ᐊᕙᑎᓕᕆᔨᒃᑯᑦ ᐃᓱᒪᓕᐅᓚᐅᖅᑐᑦ ᐱᓕᕆᐊᖃᕐᓗᓂ ᐱᓕᕆᐊᖅᑎᖏᓐᓇ ᐃᓕᓐᓂᐊᓂᕐᒧᑦ ᐱᓕᕆᐊᖅᑎᖏᓐᓂᑦ. ᑐᑭᓯᐅᒪᖅᑎᒋᓐᓂᕐᒧᑦ ᐊᖏᕈᑦ ᓯᓚᑦᑐᓴᕝᕚᔪᐊᒧᑦ ᐃᐅᕖᑕ, ᐱᓕᕙᖓ ᖃᐅᔨᓴᕐᓂᐅᔪᓂᑦ, ᐊᒻᒪ Dr. ᐋᓚᓐᑎᐅ ᕗᕚᓐᑭ ᓴᖅᑭᖅᑎᑕᐅᓚᐅᖅᑐᖅ ᐱᓕᕆᐊᖃᕐᓗᓂ ᐱᓕᕆᐊᖅᑎᖏᓐᓂ ᐃᓕᓐᓂᐊᓂᕐᒧᑦ ᖃᐅᔨᓴᖅᑎᓂᑦ ᓄᓇᕗᑦ ᒐᕙᒪᒃᑯᓐᓄᑦ ᑐᑭᒧᐊᖅᑎᑕᐅᔪᖅ ᖃᐅᔨᓴᓂᕐᒧᑦ ᐱᓕᕆᐊᑦ, ᓲᕐᓗ ᐊᑯᓂᐅᔪᒧᑦ ᐊᕙᑎᖓᓂ ᖃᐅᔨᓴᓂᕐᒧᑦ ᐱᓕᕆᐊᖅ. ᐱᔪᑎᓪᓗᐊᑕᓇᔭᖓ ᐊᑯᓂᐅᔪᒧᑦ ᐊᕙᑎᖓᓂ ᖃᐅᔨᓴᓂᕐᒧᑦ ᐱᓕᕆᐊᖅ ᐱᓯᒪᑦᑎᓗᓂ ᐊᑯᓂᐅᒧᒧᑦ (ᓲᕐᓗ, ᖁᓕᖏᓐᓂᑐᒡᒍᑏᑦ ᐊᕐᕋᒍᐃᑦ), ᖃᐅᔨᓴᕝᕕᐅᒥ ᖃᐅᔨᓴᕐᓂᐅᔪᖅ ᖃᐅᔨᓴᖅᑐᑦ ᐊᕙᑎᖓᓂ ᐊᓯᔾᔨᖅᑐᓂᑦ ᐊᒻᒪ ᐱᖃᓯᐅᔾᔨᓗᑎ ᖃᓄᐃᓐᓂᖏᓐᓄᑦ ᐆᒪᔪᓂᑦ ᐊᐅᓚᑦᑎᓂᕐᒧᑦ ᐊᑐᖅᑕᐅᕙᑦᑐᓄᑦ. ᐱᔪᐊᖅᑐᒥᓪᓕ, ᑖᓐᓇ ᐱᖃᓯᐅᔾᔪᖅ ᓇᒦᓂᖓ ᓇᑯᓇᐃᖅᓯᒪᔪᒧᑦ, ᐊᑐᖅᑕᐅᕙᑦᑐᓂ ᑐᑭᓯᒋᐊᕈᑎᓂᑦ ᓄᐊᑦᑎᓂᕐᒧᑦ ᓄᓇᖓᓂ (ᐊᓇᐃᑦ ᓈᓴᖅᑕᐅᓂᖏᑦ, ᑎᒻᒥᐊᓂ ᖃᐅᔨᓴᕐᓂᐅᔪᑦ, ᒥᑭᔪᓂᑦ ᐆᒪᔪᓂᑦ ᖃᐅᔨᓴᕐᓂᐅᔪᑦ, ᓴᐅᓂᒃᖏᑦᑐᓂᑦ ᖃᐅᔨᓴᐃᓂᖅ, ᐊᒻᒪ ᐱᕈᖅᑐᓂᑦ ᖃᐅᔨᓴᕐᓂᐅᔪᑦ) ᐊᒻᒪ ᖃᐅᔨᓴᖅᑕᐅᓂᖓ (ᐆᓇᕐᓂᖓ, ᓯᓚᓗᒃᑕᕐᓂᖓ ᖃᓂᒃᑕᕐᓂᖓ, ᓄᓇᖓ ᐱᖃᓯᐅᔾᔭᐅᔪᖅ) ᐊᕙᑎᖓᓄᑦ ᐃᓚᒍᑕᖏᑦ.

ᖃᐅᔨᓴᑦᑎᐊᖃᑦᑕᕐᓂᖅ ᓄᓇᖓᓂ ᖃᐅᔨᓴᕐᓂᖅ ᐱᓕᕆᐊᖑᒋᓚᐅᖅᑐᖅ ᐊᐅᔭᖓᓂ ᖃᓂᒋᔭᖓᓂ ᓄᓇᓕᖓᑕ ᑲᖏᕐᓱᓂᖅ (ᐊᔾᔨᓐᖑᐊᖅ 1) 2019-ᒥᑦ. ᖃᐅᔨᓴᕝᕙᐅᔪᖅ ᑭᒡᒐᖅᑐᐃᔪᖅ ᖃᓂᒋᔭᐸᓗᐊᓂ 2500 km^2 ᐃᒪᖅᐸᓯᒥ ᓄᓇ ᐊᒻᒪ ᐃᒪᕐᒥ ᓇᔪᖅᑕᐅᕙᑦᑐᑦ ᐱᑕᖃᓚᔪᑦᑐᑦ ᐊᑦᑎᓂᖓᓂ ᐅᑭᐅᑕᖅᑐᒥ, ᐃᓗᓕᖅᖅᑐᖅ ᐊᔾᔨᒌᖏᑦᑑᑎᓂᑦ ᒪᓴᕐᓂᑦ ᐃᕕᔅᓱᒐᐃᑦ, ᐸᓂᖅᑐᑦ ᑰᒐᓛᕝᕙᒥᓃᑦ, ᐅᔭᕋᓖᔪᑦ ᑭᓪᓕᖏᑦ, ᐅᓕᓐᓂᖓ ᑎᓂᓐᓂᖓ ᐊᒻᒪ ᐃᒪᕐᒥ ᐃᓐᓈᕈᐃᑦ. ᓄᓇᒋᔭ ᐊᑦᑎᓪᓕᕙᓪᓕᐊᓯᒪᔪᑦ ᖃᖅᑲᖏ, ᐊᒻᒪ ᐱᑕᖃᐅᖅᑐᓂ ᑕᓯᕋᓛᕐᓂᑦ ᐊᒻᒪ ᑕᓯᕐᓂᑦ. ᐅᔭᖅᑲᐃᑦ ᑕᑯᔅᓴᐅᔪᑦ ᑕᑯᔅᓴᐅᒐᔪᑦᑐᑦ ᑕᒫᓂ, ᐊᒻᒪ ᐋᖅᑭᔅᓯᒪᑦᑎᐊᖅᑐᑦ ᐊᐳᕈᑎᐅᓪᓗᑎ ᕿᑭᖅᑕᓄᑦ. ᑭᓪᓕᖏᑕ ᖁᓕᖏᑦ, ᓄᓇᖅᐸᐃᑦ, ᐊᒻᒪ ᑰᕝᕙᐅᓯᒪᑦᑎᐊᖅᑐᑦ ᓯᕙᖓᔪᓂᑦ ᐃᑲᔪᖅᑐᖅ ᑎᖓᐅᔭᓂᑦ, ᐃᔅᔪᓂᑦ, ᐊᒻᒪ ᐃᕕᔅᓱᕐᓂᑦ. ᐱᑕᖃᕐᓂᖅᐹᖑᔪᑦ ᐊᖏᔪᑦ ᐱᕈᖅᑐᐃᑦ ᓀᐸᑐᐊ ᑏᖏᑦ (*ᓕᐊᑕᒻ ᐸᓗᔅᑐᖃᐃ*), ᐊᖅᐲᑦ (*ᕙᓯᓂᐊᒻ ᕕᑦᓯᑕᐃ*), ᐊᒻᒪ ᐸᐅᕐᖓᐃᑦ (*ᐃᐊᒻᑎᑐᕋᒻ ᓂᒍᕋᒻ*). ᕿᔪᑦᑖᑦ (*ᑳᓯᐅᑉ ᑎᐊᑐᕋᒍᓇ*) ᓴᖅᑭᖃᑦᑕᖅᑐᑦ ᐊᑦᑎᓂᖏᓐᓂ ᐊᒻᒪ ᐅᔭᖅᑲᐃᑦ ᐊᑯᓐᓂᖏᓐᓂ. ᐱᕈᖅᑐᐃᑦ ᐊᒥᒦᓂᖅᓴᓂᑦ ᓯᕙᖓᔪᓂᑦ ᐊᒻᒪ ᖃᖅᑲᐃᑦ ᓴᓂᕋᖏᓐᓂ ᐱᕈᖅᑐᖃᐅᖏᓪᓛᔪᑦ ᐅᑯᐊᖑᓪᓗᑎ *ᑐᕋᐃᔭᔅ ᐃᓐᑎᒍᐳᓕᐊ*, ᑲᓇᐊᑉ ᓴᑉ., ᐅᖃᐅᔭᐃᑦ ᐊᒻᒪ ᑎᖓᐅᔭᐃᑦ.

ᐋᖅᑭᓱᖅᓯᒪᔭᕗᑦ ᖃᐅᔨᓴᕐᓂᕆᔭᕗᑦᓴᓇᓯᒪᓂᖓ ᐱᖃᓯᐅᔾᔨᓗᓂ ᖃᐅᔨᓴᓂᕐᒥᑦ ᐊᒥᓱᓚᓐᓂᑦ ᐊᕙᑎᖏᓐᓂᑦ ᐃᓚᒍᑕᖏᓐᓂ ᐱᖓᓱᓂᑦ ᕿᕝᕙᓯᓐᓂᓕᓐᓂᑦ (ᐆᒪᔪᓕᐅᖅᑎᓪᓗᐊᑕᐃᑦ ᑎᑭᑦᑐᒍ ᕿᓕᙶᓄᑦ ᓂᕆᖃᑦᑕᐅᑎᕙᑦᑐᓄᑦ). ᖃᐅᔨᓴᕐᓂᖅ ᐱᕈᖅᑐᓂᑦ, ᐱᖃᓯᐅᑎᓪᓗᑎ ᐅᖅᑰᓯᕙᓪᓕᐊᓂᖓᓄᑦ ᖃᐅᔨᓴᕐᓂᖅ (ᐱᐊᓛᖅᑐᖅ 2020), ᕿᑎᒋᔭᖓ ᐊᑕᖏᖅᑐᒍ ᖃᐅᔨᓴᓂᕐᒧᑦ ᓴᓇᓯᒪᓂᖓᓄᑦ. ᖃᐅᔨᓴᕐᓗᒋᑦ ᐱᕈᖅᑐᐃᑦ ᐆᒪᔪᑦ ᐃᓗᓕᖏᑦ, ᐊᒻᒪ ᐱᕈᖅᑐᖅ ᓴᓇᓯᒪᓂᖓ, ᑕᓪᓕᒪᑦ ᖃᐅᔨᓴᕝᕚᑦ ᐊᑐᓂ ᑎᓴᒪᐅᓪᓗᑎᑦ ᐊᔾᔨᖏᑦ (ᒪᕐᕉᒃ ᐊᐅᓚᑦᑎᓂᕐᒧᑦ ᐊᒻᒪ ᒪᕐᕉᒃ ᓴᓗᒻᒪᖅᓴᐃᓂᕐᒧᑦ) ᓂᕈᐊᖅᑕᐅᓚᐅᖅᑐᑦ ᑐᓐᖓᓂᖃᖅᑐᑎᑦ ᓇᒧᖓᖃᑦᑕᕐᓂᖏᓐᓄᑦ ᐊᒻᒪ ᖃᓂᒋᓂᖓᓄᑦ ᐱᖓᓱᑦ ᐱᕈᖅᑐᑦ ᖃᓄᐃᑦᑑᑕᐅᓂᖏᑦ, ᐃᕕᔅᓱᒐᐃᑦ, ᐱᕈᖅᑐᖃᐅᖏᑦᑐᖅ, ᐊᒻᒪ ᐅᔭᕋᓖᑦ ᑰᕝᕙᐅᓯᒪᔪᑦ. ᐊᑐᓂ ᐊᔾᔨᖏᓐᓄᑦ, ᐱᖓᓱᑦ 1 ᒦᑕ x 1 ᒦᑕ ᓄᕗᓕᒃ ᖃᐅᔨᓴᕝᕙᐅᔪᖅ ᐃᓂᖏᑦ (PFP) ᐋᖅᑭᑦᑕᐅᓯᒪᐃᓐᓇᓕᖅᑐᑦ ᐃᓗᐊᓂ ᐱᖓᓱᓂᑦ ᐱᕈᖅᑐᓂᑦ ᖃᓄᐃᑦᑑᑕᐅᓂᖏᑦ (ᐃᕕᔅᓱᒐᐃᑦ, ᐱᕈᖅᑐᖃᐅᖏᑦᑐᖅ, ᐊᒻᒪ ᐅᔭᕋᓖᑦ), ᓴᖅᑭᑎᑦᑎᔪᑦ ᑲᑎᑦᑐᒋᑦ 60 ᓄᕗᓕᒃ ᖃᐅᔨᓴᕝᕙᐅᔪᖅ ᐃᓂᖏᑦ (30 ᐊᐅᓚᑦᑎᓂᕐᒧᑦ ᐊᒻᒪ 30 ᓴᓗᒻᒪᖅᓴᐃᓂᕐᒧᑦ). ᖃᐅᔨᓴᕐᓗᒋᑦ ᐱᕈᖅᑐᑦ ᖃᐅᔨᓴᕐᓂᖅ ᐅᑎᖃᑕᖅᑐᓂᑦ, ᓴᖅᑭᑦᑎᓯᒪᔪᒍᑦ 50-ᒦᑕᐃᑦ ᖃᐅᔨᓴᕝᕕᒃ ᖃᐅᔨᓴᕐᓗᒋᑦ ᐱᖓᓱᑦ ᐆᒪᔪᐃᑦ, *ᑐᖄᔭᔅ ᐃᓐᑎᐊᒃᐴᓕᐊ* (ᖁᖑᓕᑦ), *ᐃᐊᓄᐳᕋᒻ ᕙᔾᔨᓇᑕᒻ* (ᐳᔪᐃᑦ), ᐊᒻᒪ *ᓵᓕᒃ ᐋᑦᑎᑲ* ᐅᑭᐅᑕᖅᑐᒥ ᐳᔪᐃᑦ), ᑕᐃᒪ ᑐᖏᓕᓇᑦᑐᑎ. ᐊᓯᖏᑦ ᐊᕙᑎᖓᓄᑦ ᐃᓚᒍᑕᖏᑦ (ᒥᑭᔪᑦ ᐆᒪᔪᐃᑦ, ᖁᐱᕈᐃᑦ, ᑎᒻᒥᐊᑦ, ᐊᒻᒪ ᓂᕿᑐᖅᑐᑦ ᑎᒻᒥᐊᑦ) ᖃᐅᔨᓴᖅᑕᐅᔪᑦ ᐊᑕᐅᑦᑎᒃᑯᑦ, ᐱᖅᑯᐅᑎᓪᓗᑎ ᖃᓄᐃᓕᖓᓂᖏᓐᓄᑦ ᐊᔾᔨᒌᖏᓐᓂᖏᑦ ᐊᑦᑐᐊᓂᓛᑦ ᓯᓚᖓᓄᑦ, ᐊᐱᓯᒪᓂᖓ, ᖁᐊᕐᓂᖓ ᐊᒻᒪ ᐊᐅᓐᓂᖓ. ᖁᐱᕈᓄᑦ, ᐊᑕᐅᓯᖅ ᐅᓂᕝᕕᒃ ᐃᓕᔭᐅᓚᐅᖅᑐᖅ ᐊᑐᓂ ᐱᕈᖅᑲᒃᑐᓂ ᖃᑐᐃᑦᑑᒍᑕᐅᓂᖏᓐᓂ (ᐅᔭᕋᓛᑦ, ᐃᕕᔅᓱᒐᐃᑦ, ᐊᒻᒪ ᐱᕈᖅᑐᖃᐅᖏᑦᑐᑦ) ᐊᑐᓂ ᐊᐅᓚᑦᑎᕕᔭᐅᔪᓂᑦ ᐊᒻᒪ ᓴᓗᒻᒪᓴᕐᒧᑦ ᐃᓂᖓ (4 ᐃᓂᐅᔪᑦ ᑲᑎᑦᑐᒋᑦ) ᐊᑐᓂ ᓄᕗᓕᒃ ᖃᐅᔨᓴᕝᕙᐅᔪᖅ ᐃᓂᖏᑦ ᓄᓇᖓᓂ (5 ᓄᓇᐃᑦ ᑲᑎᑦᑐᒋᑦ), ᑲᑎᓚᒫᖅᑐᒋᑦ 60 ᐅᓂᕝᕖᑦ. ᐃᓚᒋᐊᕐᓗᒍ, ᑎᑎᕋᖅᓯᓚᐅᖅᑐᒍᑦ ᐱᕈᖅᑐᓂ ᐱᕈᖅᑐᓕᐅᕈᑎᖏᓐᓂ ᐊᔾᔨᒌᖏᑦᑐᓂᑦ ᐊᑐᖅᑐᑕ ᓴᕕᕋᔭᒃ ᐅᓂᕝᕖᑦ. ᒪᕐᕉᒃ ᒥᑭᔪᓄᑦ ᐆᒪᔪᓄᑦ ᐅᓂᕝᕖᑦ ᓴᖅᑭᖅᑎᑕᐅᓚᐅᖅᑐᑦ ᐊᑐᓂ ᖃᓄᐃᓕᓂᖃᖅᑎᑦᑎᔪᑦ ᐱᓇᓱᐊᖅᑕᐅᔪᓂᑦ ᑐᙵᓂᐅᖏᑦᑐᑦ 720 ᐅᓂᑦᑎᑦᑎᓂᕐᒧᑦ ᐅᓄᐃᑦ ᐊᑐᓂ ᐅᓂᑦᑎᑦᑎᖃᑦᑕᓂᕐᒧᑦ.

ᖃᐅᔨᓴᑦᑎᐊᖃᑦᑕᕐᓂᖅ, ᕿᓚᒥᐅᔪᒧᑦ ᖃᐅᔨᓴᕐᓂᖅ ᐱᓕᕆᐊᖑᒋᓚᐅᕐᒥᔪᖅ ᐃᓗᐊᓂ ᓄᕐᕋᓕᐅᕝᕙᓂ ᓄᓇᖏᓐᓂ ᖃᒪᓂᕐᒧᐊᖅ ᑐᑦᑐᖏᓐᓄᑦ (ᐊᔾᔨᓐᖑᐊᖅ 2) ᐊᐅᔭᒃᑯᑦ 2019. ᖁᓕᑦ ᐱᖓᓲᔪᖅᑐᓪᓗ ᖃᐅᔨᓴᕝᕙᐅᖏᓐᓇᓂᐊᖅᑐᑦ ᓴᖅᑭᖅᑎᑕᐅᓯᒪᔪᑦ ᓇᓕᒨᓂᖅᑐᒥᑦ ᑐᑦᑐᓄᑦ ᐊᑐᖅᑕᐅᖃᑦᑕᖅᓯᒪᔪᑐᖃᕐᓂᑦ, ᓇᓗᓇᐃᖅᑕᐅᔪᑦ ᖁᖓᓯᕈᕐᓂᑦ ᑐᑭᓯᒋᐊᕈᑎᓂᑦ ᓄᐊᑕᐅᔪᑦ ᐊᑯᓐᓂᖏᓐᓂ 1993 ᐊᒻᒪ 2012. ᐊᑐᓂ 16 ᖃᐅᔨᓴᓂᕐᒧᑦ ᓇᒦᓐᓂᖏᑦ ᐃᓗᓕᖅᑐᑦ ᐱᖓᓱᓂᑦ ᐱᖁᖅᑐᓂᑦ ᐃᓂᐅᔪᓂᑦ, ᐊᑕᐅᓯᖅ ᐊᑐᓂ ᐃᕕᔅᓱᒐᐃᑦ, ᐱᕈᖅᑐᑦ, ᐊᒻᒪ ᐱᕈᖅᑐᖃᓪᓚᔪᖅ ᐱᑕᖃᕐᓂᖓᔪᖏᑦ ᒥᑭᔪᒥᑦ ᐊᕙᑎᖓᓂ. ᐱᕈᖅᑐᓂᑦ ᖃᐅᔨᓴᖃᑦᑕᖅᑐᑦ ᐊᑕᖏᖅᑐᒋᑦ ᐃᓂᐅᔪᓂᑦ, ᐊᒻᒪ ᐊᒡᒍᖅᑕᐅᔪᓐᓇᖅᑐᑦ ᒪᕈᓪᓗᐊᑕᕈᖅᑎᑕᐅᓗᑎ ᖃᓄᐃᑦᑑᓂᖏᓐᓄᑦ: (i) ᑕᑯᔅᓴᐅᓂᒃᑯᑦ ᒥᔅᓴᐅᓴᑦᑕᐅᔪᑦ ᐳᓴᓐᖓ ᐱᖃᓯᐅᑎᔪᖅ, ᐊᒻᒪ, (ii) ᐆᒪᔪᐃᑦ ᑕᑯᔅᓴᐅᓂᖏᑦ/ᐱᑕᖃᕐᓂᖏᑦ. ᐃᓚᒋᐊᕐᓗᒍ, ᑎᑎᕋᖅᓯᔪᒍᑦ ᐆᒪᔾᔪᐃᑦ ᓇᓗᓇᐃᖅᓯᒪᔪᑦ ᐊᓴᖏᓐᓂ ᓈᓴᐃᓂᖅ ᐊᕿᒍᑕᒥᓪᓕ ᐃᓚᒋᓪᓗᓂᐅᒃ ᐆᒪᔪᓄᑦ ᐊᑐᖅᑕᐅᓂᖓ.

ᑐᑭᓯᒋᐊᕈᑏᑦ ᓄᐊᑕᐅᓂᖏᑦ, ᐊᔾᔨᖏᑦ ᐱᓯᒪᔭᐅᔪᑦ ᐊᒻᒪ ᑐᖅᑯᖅᑕᐅᓂᖏᑦ, ᐊᒻᒪ ᑐᑭᓯᒋᐊᕈᑎᐅᒋᐊᓐᖓᖅᓯᒪᔪᑦ ᖃᐅᔨᓴᖅᑕᐅᓯᒪᔪᑦ ᐱᕈᖅᑐᓂᑦ ᖃᐅᔨᓴᐃᓂᕐᒥᑦ (n = 15 ᓇᒦᓐᓂᖏᑦ), ᖁᐱᕈ ᐊᒻᒪ ᐋᓯᕙᓐᓂ ᖃᐅᔨᓴᕐᓂᖅ (n = 15 ᓇᒦᓐᓂᖏᑦ), ᑎᒻᒥᐊᑰᖅᓯᒪᔪᓂᑦ ᖁᐸᓄᐊᓂᑦ ᖃᐅᔨᓴᕐᓂᖅ (n = 13 ᓇᒦᓐᓂᖏᑦ), ᖃᓄᐃᓘᕐᓂᖃᖅᑐᓂᑦ ᖁᐸᓄᐊᓂᑦ ᖃᐅᔨᓴᕐᓂᖅ (n = 60 ᓇᒦᓐᓂᖏᑦ),ᐱᕈᕐᓂᑐᖃᕆᕙᑦᑕᖏᑦ ᐃᕕᔅᓱᒐᐃᑦ ᖃᐅᔨᓴᕐᓂᖅ (n = 7 ᓇᒦᓐᓂᖏᑦ), ᓯᓚᓗᖃᑦᑕᕐᓂᖓ ᖃᐅᔨᓴᖅᑕᐅᓂᖓ (n = 4 ᓇᒦᓐᓂᖏᑦ), ᐊᒻᒪ ᑎᒻᒥᐊᓂᑦ ᓂᕿᑐᖃᑦᑕᖅᑐᓂᑦ ᖃᐅᔨᓴᕐᓂᖅ (ᖃᐅᔨᓴᕝᕕᓕᒫᒥᑦ) ᑲᖏᕐᓱᓂᕐᒧᑦ ᖃᐅᔨᓴᕝᕙᐅᔪᒥᑦ. ᑐᑭᓯᒋᐊᕈᑎᑐᖃᒥᓃᑦ ᓄᐊᑕᐅᔪᑦ (ᓲᕐᓗ, ᓯᕗᓂᐊᒍᑦ 2018) ᓄᕐᕋᓕᐅᕝᕕᖓᓂ ᓄᓇᖓᓂ ᐊᔾᔨᖏᑦ ᐱᔭᐅᕙᑦᑐᑦ ᐊᒻᒪ

ᑐᖅᑯᑕᐅᓪᓗᑎ, ᐊᒻᒪ ᖃᐅᔨᓴᐃᓂᖅ ᐊᓇᖕᒋᓐᓂ ᓈᓴᐃᓂᕐᒥᑦ ᑐᑭᓯᒋᐊᕈᑎᓂᑦ (ᓛᕐᓗ, ᓇᓗᓇᐃᖅᓯᒪᔪᒧᑦ ᓇᒦᓐᓂᖕᒐ ᓈᓴᖅᑕᐅᔪᑦ ᐊᑐᓂ ᐆᒪᔪᓂᑦ ᐊᑐᓂ ᓇᔪᖅᑕᐅᔪᓄᑦ ᖃᓄᐃᑦᑑᓂᖕᒋᑦ) ᐱᓯᕌᖅᑕᐅᓯᒪᔪᑦ.

ᐊᔾᔨᓐᖑᐊᑦ

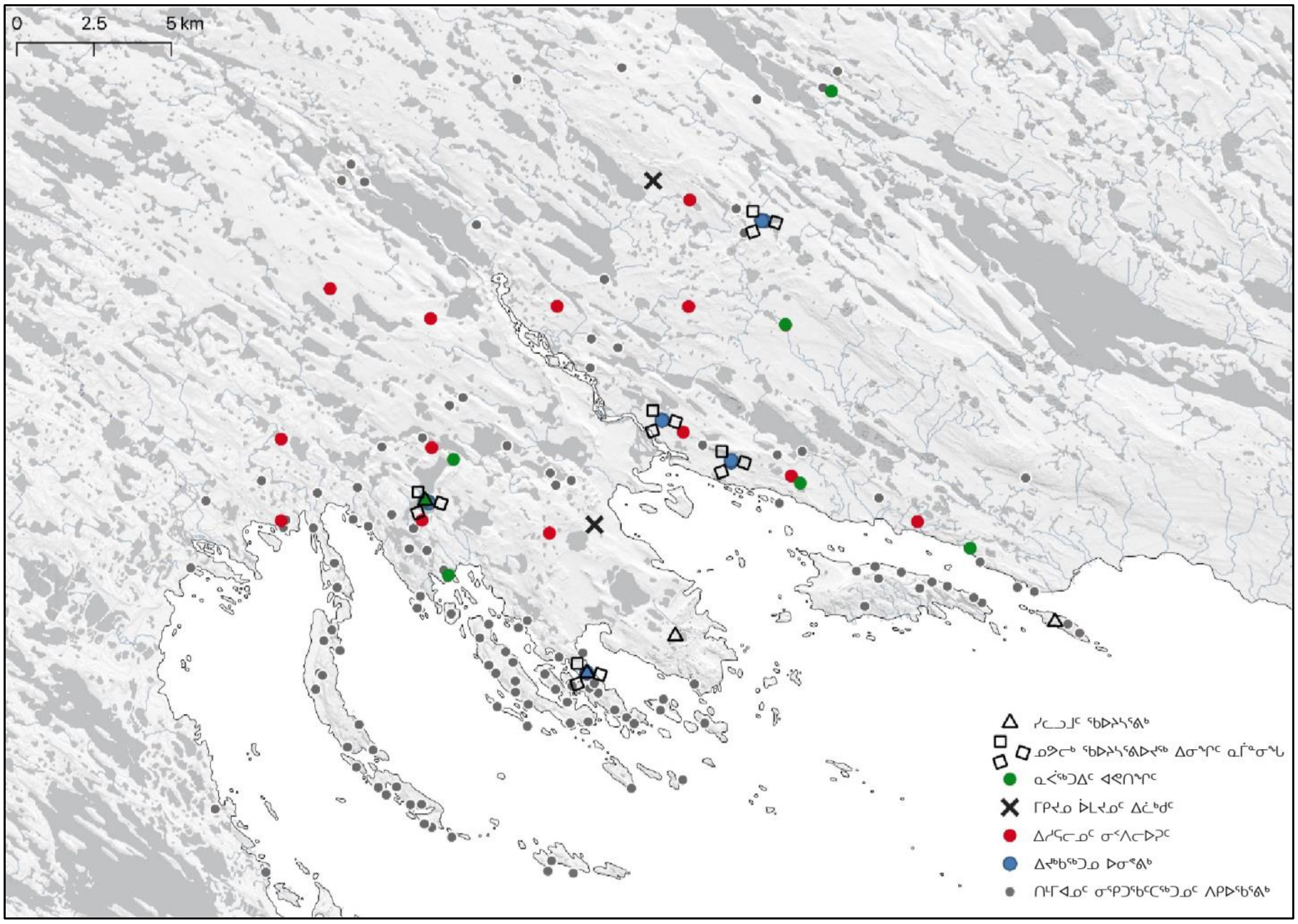
0
2.5
5 km
ᓯᑕᓗᒧᑦ ᖃᐅᔨᓴᕿᒃ
ᓄᑐᓚᒃ ᖃᐅᔨᓴᕿᐅᔪᖅ ᐃᓂᖏᑦ ᓇᒦᓐᓂᖓ
ᓇᐹᖅᑐᐃᑦ ᐊᕙᑎᖏᑦ
ᒥᑭᔪᓄ ᐆᒪᔪᓄᑦ ᐃᑖᒃᑯᑦ
ᐃᓱᕋᓚᓄᑦ ᓂᐱᓚᐅᕈᑦ
ᐃᔾᔮᖅᑐᓄ ᐅᓂᖕᕕᒃ
ᑎᒥᐊᓄᑦ ᓂᕿᑐᖃᑦᑕᖅᑐᓄᑦ ᐱᑭᐅᖃᕕᒃ

ᐊᔾᔨᓐᖑᐊᖅ 1 ᖃᐅᔨᓴᕿᐅᔪᑦ ᓇᒦᓐᓂᖏᑦ (2019 – ᑲᔪᓯᑉᓚᐊᖏᓐᓇᖅᑐᖅ) ᓯᑕᓗᖃᑦᑕᕐᓂᖔᓄᑦ ᖃᐅᔨᓴᐅᑏᑦ, ᓄᕗᓚᒃ ᖃᐅᔨᓴᕿᐅᔪᖅ ᐃᓂᖏᑦ (PFP), ᐱᕈᖅᑐᐃᑦ ᐊᕙᑎᖏᑦ, ᒥᑭᔪᑦ ᐆᒪᔪᐃᑦ, ᖁᐸᓄᐊᑦ (ᐃᓱᕋᓚᓄᑦ ᓂᑉᐱᓚᐅᕈᑦ ᑎᒥᐊᑰᖅᓯᒪᔪᓂ ᖃᐅᔨᓴᕐᓂᖅ), ᖁᐱᕈᐃᑦ (ᐅᓂᖔᑦ), ᐊᒻᒪ ᓂᕿᑐᖅᑐᑦ ᑎᒥᐊᑦ ᐱᑭᐅᖃᕕᖏᑦ ᖃᐅᔨᓴᖅᑕᐅᔪᑦ ᖃᓂᒋᔮᓂ ᑲᖏᕐᓗᓂᖅ.

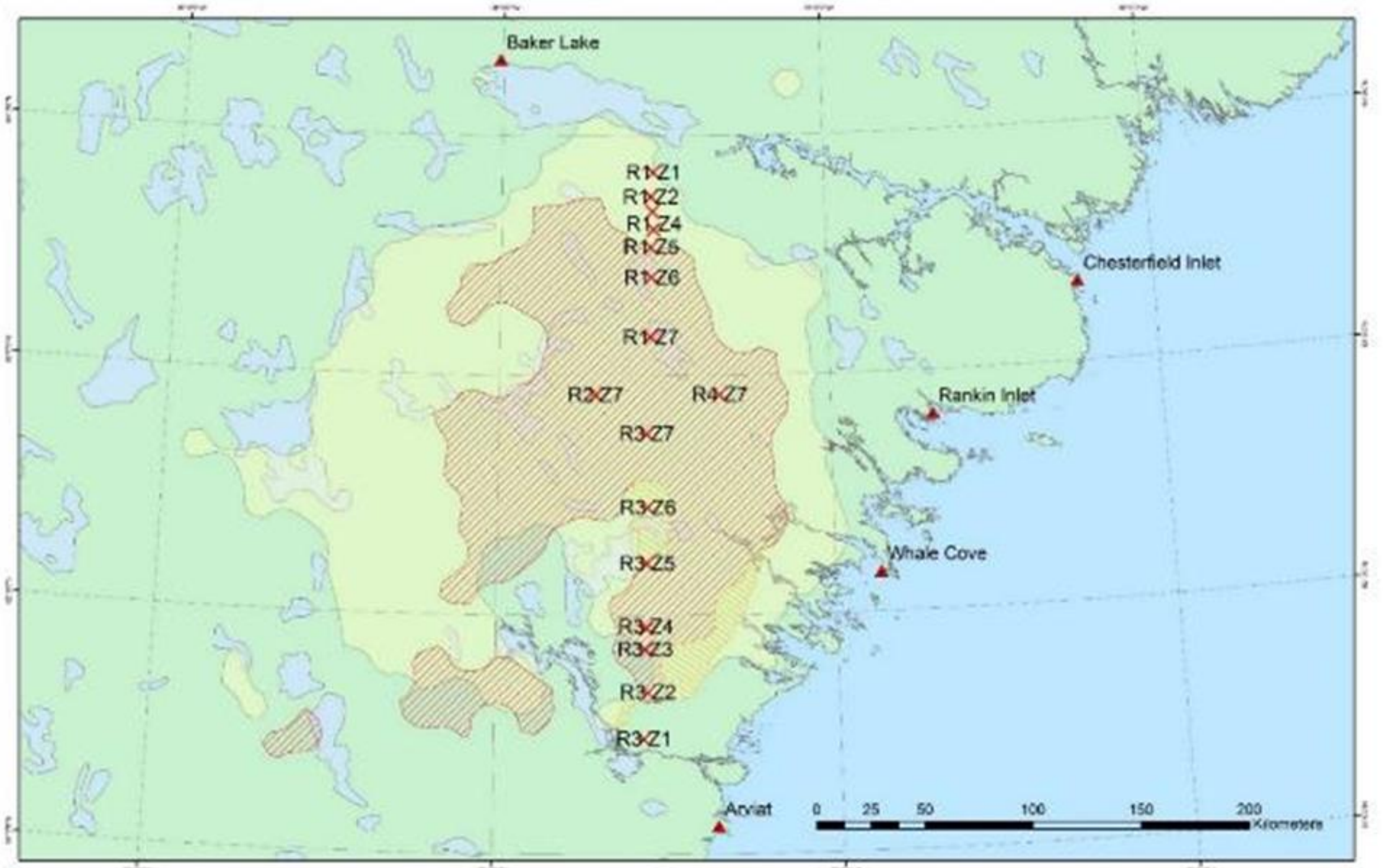
Baker Lake
R1Z1
R1Z2
R1Z4
R1Z5
R1Z6
R1Z7
Chesterfield Inlet
R2Z7
R4Z7
Rankin Inlet
R3Z7
R3Z6
R3Z5
Whale Cove
R3Z4
R3Z3
R3Z2
R3Z1
Arviat
0 25 50 100 150 200
Kilometers

ᐊᔾᔨᓐᖑᐊᖅ 2 ᑎᓵᒪᑦ ᖃᐅᔨᓴᕐᕕᐅᙱᓐᓇᖅᑐᑦ ᓇᒦᓐᓂᙱᑦ ᓵᖅᑭᖅᑎᑕᐅᓚᐅᖅᑐᑦ ᕿᑎᓪᓗᐊᑕᖓᓂ, ᐊᒻᒪ 12 ᖃᐅᔨᓴᕐᕕᐅᙱᓐᓇᓂᐊᖅᑐᑦ ᓵᖅᑭᖅᑎᑕᐅᓚᐅᖅᑐᑦ ᐅᖓᓛᓄ ᐅᐊᓐᓇᒥᐊᒧᑦ (N=6) ᐊᒻᒪ ᓂᒥᕐᒧᑦ (N=6) ᕿᑎᓪᓗᐊᑕᖓᓂ ᓄᕋᓕᐅᕐᕕᙱᓐᓂ ᓄᓇᙱᓐᓂ ᓵᖅᑭᑎᑦᑎᔪᑦ ᑲᑎᑦᑐᒥᑦ 16 ᖃᐅᔨᓴᕐᕕᐅᙱᓐᓇᖅᑐᑦ ᓂᒥᖓᓂ ᐅᐊᓐᓇᖓᓄ ᐃᓗᐊᓂ ᖃᒪᓂᕐᔪᐊᖅ ᑐᑦᑐᙱᑦ ᓄᕋᓕᐅᕐᕕᙱᑦ ᓄᓇᐃᑉ. ᓂᒥᖅᐸᓯᒋᓛᖑᓂ ᖃᓂᒋᔭᐸᓗᐊᓃᑦᑐᖅ 260 ᑭᓚᒦᑕᐃᑦ ᐅᐊᓐᓇᒥᓛᖑᓂ.

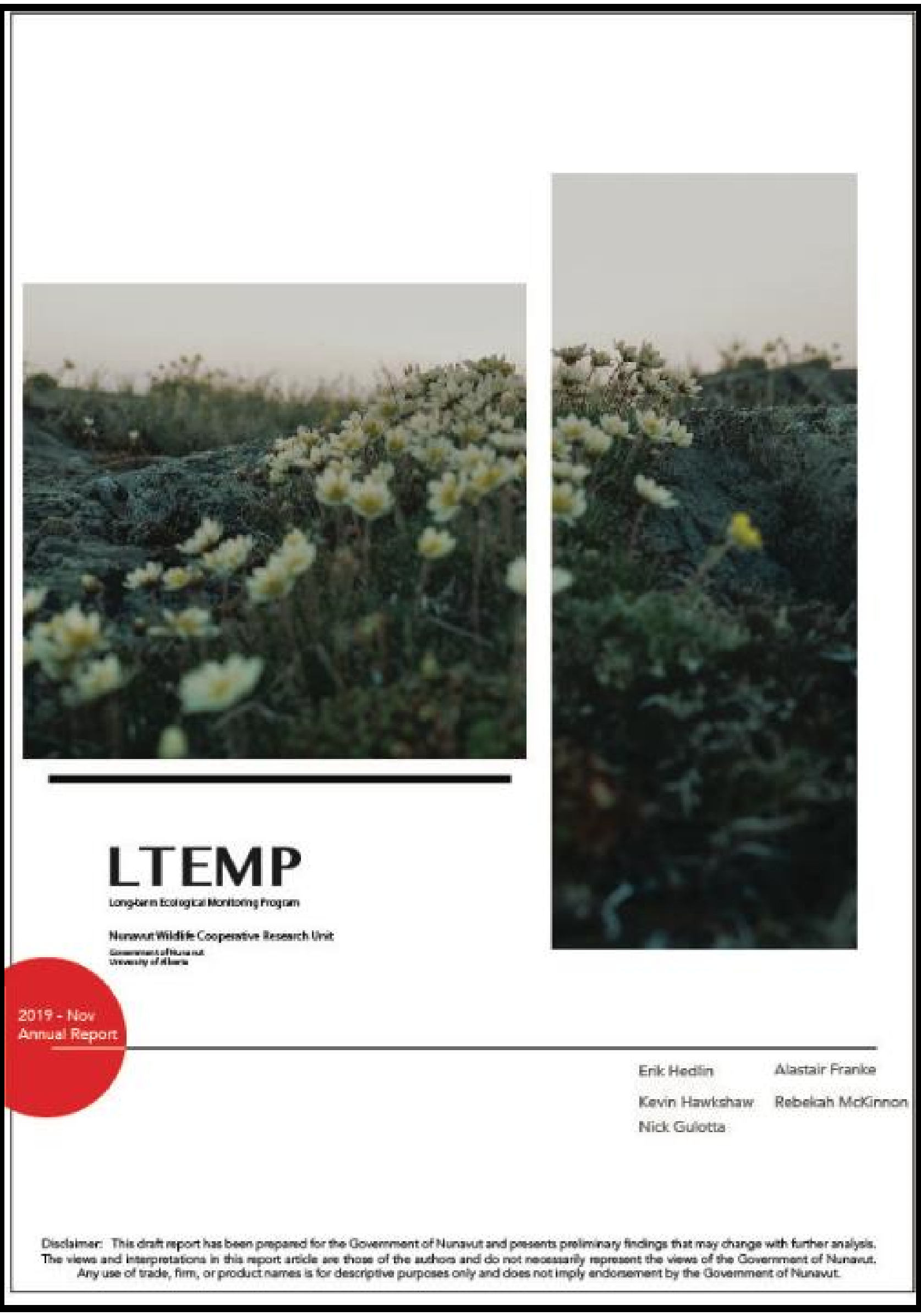

LTEMP

Long-term Ecological Monitoring Program

Nunavut Wildlife Cooperative Research Unit
Government of Nunavut
University of Alberta

2019 - Nov
Annual Report

Erik Hedlin
Alastair Franke
Kevin Hawkshaw
Rebekah McKinnon
Nick Gulotta

Disclaimer: This draft report has been prepared for the Government of Nunavut and presents preliminary findings that may change with further analysis. The views and interpretations in this report article are those of the authors and do not necessarily represent the views of the Government of Nunavut. Any use of trade, firm, or product names is for descriptive purposes only and does not imply endorsement by the Government of Nunavut.

ᐅᖃᐅᓯᖃᒃᓯᒪᓂᖏᑦ

- ᓄᓇᕗᑦ ᒐᕙᒪᒃᑯᑦ ᓴᖅᑭᑎᑦᑎᓚᐅᖅᑐᑦ ᐊᑯᓂᐅᔪᒧᑦ ᐊᕙᑎᖓᓂ ᖃᐅᔨᓴᓂᕐᒧᑦ ᐱᓕᕆᐊᖅ (LTEMP) 2012−ᒥ ᖃᐅᔨᓴᕐᓗᑎ ᐊᕙᑎᖓᓂ ᖁᕝᕙᓯᓐᓂᖓ ᐊᓯᔾᔨᖅᑐᑦ ᐊᑦᑐᐊᓂᓘᑦ ᓯᓚᖓᓄ ᐊᒻᒪ ᐱᕙᓪᓕᐊᑎᑦᑎᓂᕐᒧᑦ.
- ᖃᐅᔨᓴᕐᕕᐅᔪᒥᑦ ᖃᐅᔨᓴᕐᓂᖅᑲᓚᐅᖅᑐᑦ 2012-2013 ᐊᒻᒪ 2015-2016. ᖁᕝᕙᓯᓐᓂᖏᓐᓄᑦ ᓄᖅᑲᖃᑦᑕᖅᑐᑦ ᐃᖅᑲᓇᐃᔭᖅᑎᓂᑦ, ᐊᕙᑎᓕᕆᔩᒃᑯᑦ ᐃᓱᒪᓕᐅᓚᐅᖅᑐᑦ ᐱᓕᕆᖃᑎᖃᕐᓗᑎ ᐃᓕᓐᓂᐊᕐᓂᓕᓂᕐᒨᖓᔪᓂᑦ ᐱᓕᕆᖃᑎᖏᓐᓂ ᓴᓇᓗᑎ ᐊᑯᓂᐅᔪᒧᑦ ᐱᔪᓐᓇᓂᖏᓐᓄᑦ ᐱᓕᕆᔭᐅᒍᓐᓇᖅᑐᓂᑦ ᐱᓕᕆᐊᒥᑦ.
- ᑐᑭᓯᐅᒪᖃᑎᒌᓐᓂᕐᒧᑦ ᐊᖏᕈᑦ ᓯᓚᑦᑐᓴᕐᕕᒃᔪᐊᒧᑦ ᐃᐅᐴᑕ, ᐱᓕᕆᕕᖕᒐ ᖃᐅᔨᓴᕐᓂᐅᔪᓂᑦ, ᐊᒻᒪ ᐋ. ᕗᕌᖕᑭ ᓴᖅᑭᖅᑎᑕᐅᓚᐅᖅᑐᖅ ᐱᓕᕆᐊᖃᕐᓗᓂ ᐱᓕᕆᖃᑎᖏᓐᓂ ᐃᓕᓐᓂᐊᓂᕐᒧᑦ ᖃᐅᔨᓴᖅᑎᓂᑦ ᓄᓇᕗᑦ ᒐᕙᒪᒃᑯᓐᓄᑦ ᑐᑭᒧᐊᖅᑎᑕᐅᔪᖅ ᖃᐅᔨᓴᓂᕐᒧᑦ ᐱᓕᕆᐊᑦ, ᓈᕐᓗ ᐊᑯᓂᐅᔪᒧᑦ ᐊᕙᑎᖓᓂ ᖃᐅᔨᓴᓂᕐᒧᑦ ᐱᓕᕆᐊᖅ.

- ᑐᕌᒐᖓ: ᖃᐅᔨᓴᕐᓗᒍ ᐊᕙᑎᖓ ᐊᐅᔭᒃᑰᕐᕕᒋᕙᑦᑕᖏᑦ ᖃᒪᓂᕐᔪᐊᖅ ᑐᑦᑐᖏᓐᓄᑦ.
- ᐃᓱᒫᓗᒋᔭᓪᓗᐊᑕᐅᔪᑦ: 1) ᑎᑎᕋᖅᑕᐅᓂᖏᑦ ᐊᑯᓂᐅᔪᒧᑦ ᐊᓯᔾᔨᖅᑐᑦ ᐱᔾᔪᑎᒋᓪᓗᒍ ᓯᓚᖓ ᐊᓯᔾᔨᕐᓂᖓᓄᑦ, ᐊᒻᒪ 2) ᓴᖅᑭᑎᑦᑎᓂᖅ ᑐᓐᖓᓂᕕᖏᓐᓂ ᖃᓄᐃᓐᓂᖏᓐᓂ (ᐅᔭᕋᓐᓂᐊᕋᔅᓴᖃᐅᖅᑐᑦ ᐊᕕᑦᑐᖅᓯᒪᔪᖅ).
  - ᖃᐅᔨᓴᑦᑎᐊᖃᑦᑕᕐᓂᖅ ᐱᓕᕆᐊᖑᔪᖅ ᐊᕐᕌᒍᑕᒫᑦ ᖃᓂᒋᔭᖓᐊᓂ ᓄᓇᓕᖓᓂ ᑲᖏᕐᖠᓂᖅ
  - ᖃᐅᔨᓴᑦᑎᐊᖃᑦᑕᕐᓂᖅ ᓄᕐᕋᓕᐅᕐᕕᖏᓐᓂ ᓄᓇᖏᓐᓂ ᖃᒪᓂᕐᔪᐊᖅ ᑐᑦᑐᖏᓐᓄᑦ
- ᓄᓇᕗᒻᒥ ᑕᒪᐃᓐᓂᒃ ᖃᐅᔨᓴᕈᑎᓄᑦ ᐸᕐᓇᐅᑏᑦ (NGMP) ᐊᖏᔪᖃᓪᓚᐅᔪᖅ, ᐊᖏᔪᖃᓪᓚᐅᔪᖅ, ᐊᑯᓂᐅᔪᒧᑦ ᑮᓇᐅᔭᖃᖅᑎᑦᑎᓂᕐᒧᑦ ᐱᓕᕆᖃᑎᐅᔪᖅ (2019/20-2021/22).
- ᓄᓇᕗᒻᒥ ᓯᓚᑦᑐᓴᕐᕕᒃ ᐊᒻᒪ ᑭᕙᓪᓕᕐᒥ ᐃᓄᐃᑦ ᑐᔾᔨᖃᑎᒌᑦ ᐃᑲᔪᖅᑐᑦ ᐊᕙᑎᓕᕆᓂᕐᒧᑦ ᐱᓕᕆᐊᒥ ᐃᓕᓐᓂᐊᖅᑎᓂᑦ ᐃᖅᑲᓇᐃᔭᖅᑎᑕᐅᓂᖏᓐᓄᑦ ᐃᓕᓐᓂᐊᓯᓐᓈᑦ ᐃᖅᑲᓇᐃᔭᓂᕐᒧᑦ ᐱᓕᕆᐊᒥᑦ.
- ᒪᕐᕉᒃ ᓄᓇᕗᒻᒥ ᐃᓅᒃ ᐃᖅᑲᓇᐃᔭᖅᑎᑕᐅᔪᑦ ᐊᑐᓂ ᐊᕐᕌᒍᓂ
  - ᐱᖃᑕᐅᔪᖅ ᖃᐅᔨᓴᕐᑯᐅᔪᒥᑦ ᐱᓕᕆᐊᓕᒫᖑᔪᓂᑦ
  - ᐊᐅᓪᓛᖅᑕᐅᓂᖏᑦ ᓄᓇᓕᒻᒥ ᖃᐅᔨᒪᔭᐅᔪᑦ ᐊᒻᒪ ᐃᓄᐃᑦ ᖃᐅᔨᒪᔭᑐᖃᖏᑦ
- ᐊᑯᓂᐅᔪᒧᑦ ᐊᕙᑎᖓᓂ ᖃᐅᔨᓴᓂᕐᒧᑦ ᐱᓕᕆᐊᖅ ᐱᔪᒥᓇᖅᑐᖅ ᓄᓇᓕᒻᒧᑦ ᐊᐅᓚᑕᐅᔪᒧᑦ ᖃᐅᔨᓴᓂᕐᒥᑦ ᐊᑕᖏᕐᓗᓂ ᐃᓚᓕᐅᔾᔨᐅᒍᓐᓇᖅᑐᖅ.

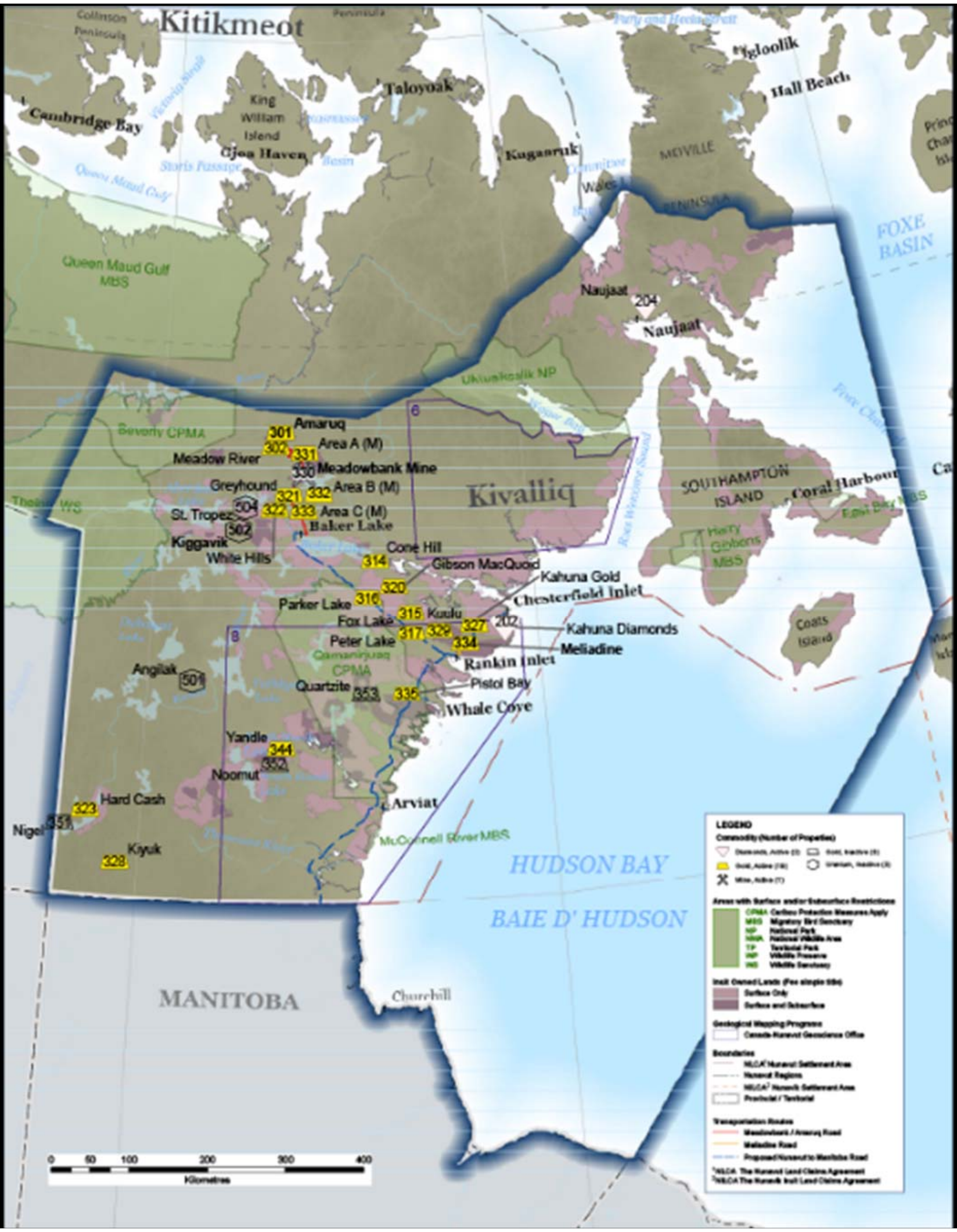
Kitikmeot
Collinson Peninsula
Cambridge Bay
King William Island
Gjoa Haven
Taloyoak
Kugaaruk
Igloolik
Hall Beach
MELVILLE PENINSULA
FOXE BASIN
Queen Maud Gulf MBS
Naujaat
204
Ukkusiksalik NP
Amaruq
301
302
331
Area A (M)
Meadow River
330
Meadowbank Mine
Greyhound
321
332
Area B (M)
St. Tropez
504
322
333
Area C (M)
Baker Lake
502
Kiggavik
White Hills
Cone Hill
314
Gibson MacQuoid
Kivalliq
SOUTHAMPTON ISLAND
Coral Harbour
Harry Gibbons MBS
320
Kahuna Gold
Parker Lake
316
Chesterfield Inlet
Fox Lake
315
Kuulu
327
202
Peter Lake
317
326
Kahuna Diamonds
334
Meliadine
Rankin Inlet
Coats Island
Angilak
501
Quartzite
353
335
Pistol Bay
Whale Cove
Yandle
344
352
Noomut
Hard Cash
323
Nigel
351
Arviat
Kiyuk
328
McConnell River MBS
HUDSON BAY
BAIE D' HUDSON
MANITOBA
Churchill
0 50 100 200 300 400
Kilometres
LEGEND
Commodity (Number of Properties)
Diamonds, Active
Gold, Inactive
Gold, Active
Uranium, Inactive
Mine, Active
Areas with Surface and/or Subsurface Restrictions
CPMA Caribou Protection Measures Apply
MBS Migratory Bird Sanctuary
NP National Park
NWA National Wildlife Area
TP Territorial Park
WP Wildlife Preserve
WS Wildlife Sanctuary
Inuit Owned Lands (Fee simple title)
Surface Only
Surface and Subsurface
Geological Mapping Progress
Canada-Nunavut Geoscience Office
Boundaries
NLCA¹ Nunavut Settlement Area
Nunavut Regions
NILCA² Nunavik Settlement Area
Provincial / Territorial
Transportation Routes
Meadowbank / Amaruq Road
Meliadine Road
Proposed Nunavut to Manitoba Road
¹NLCA The Nunavut Land Claims Agreement
²NILCA The Nunavik Inuit Land Claims Agreement

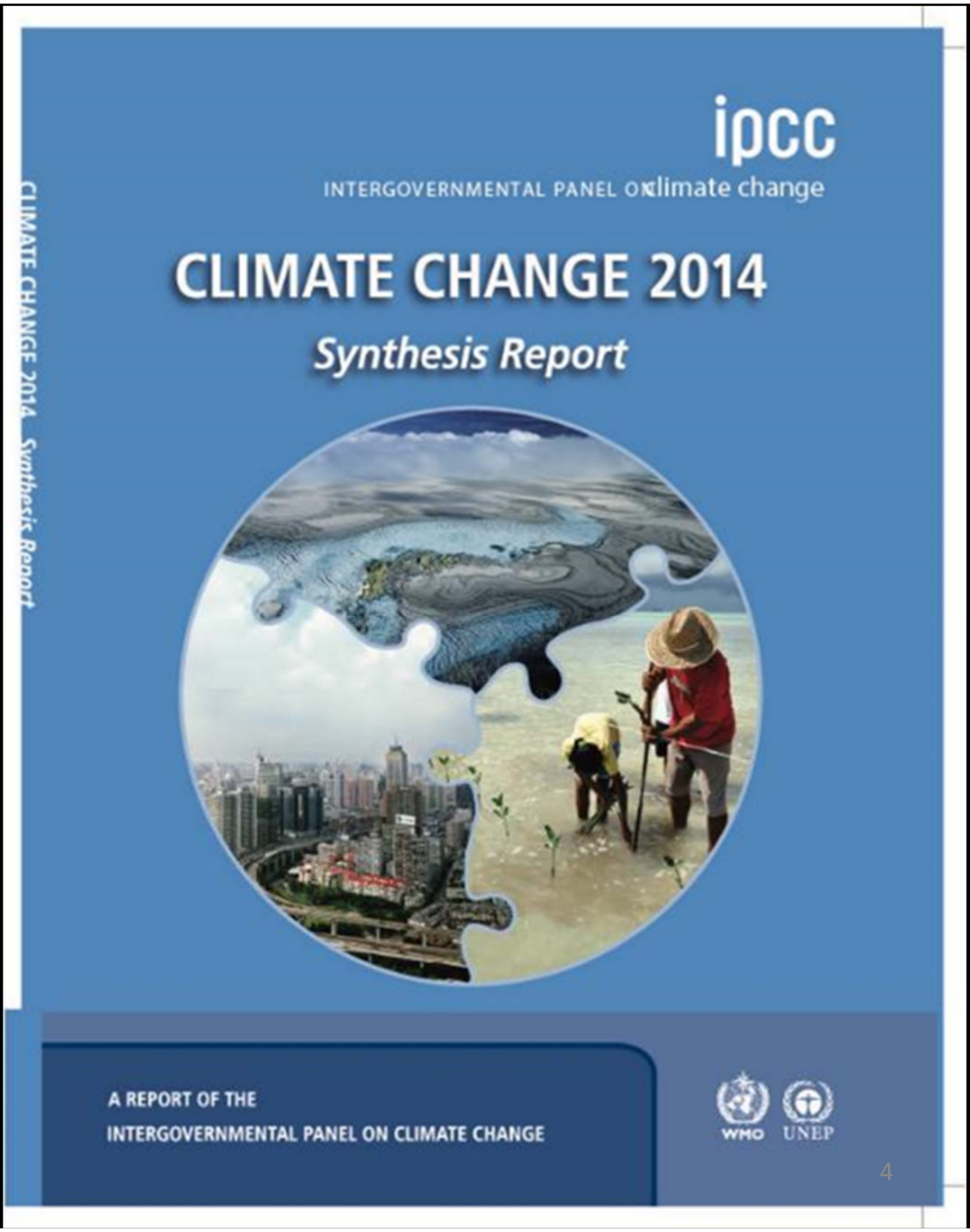

ipcc

INTERGOVERNMENTAL PANEL ON climate change

CLIMATE CHANGE 2014

Synthesis Report

CLIMATE CHANGE 2014 Synthesis Report

A REPORT OF THE
INTERGOVERNMENTAL PANEL ON CLIMATE CHANGE

WMO UNEP

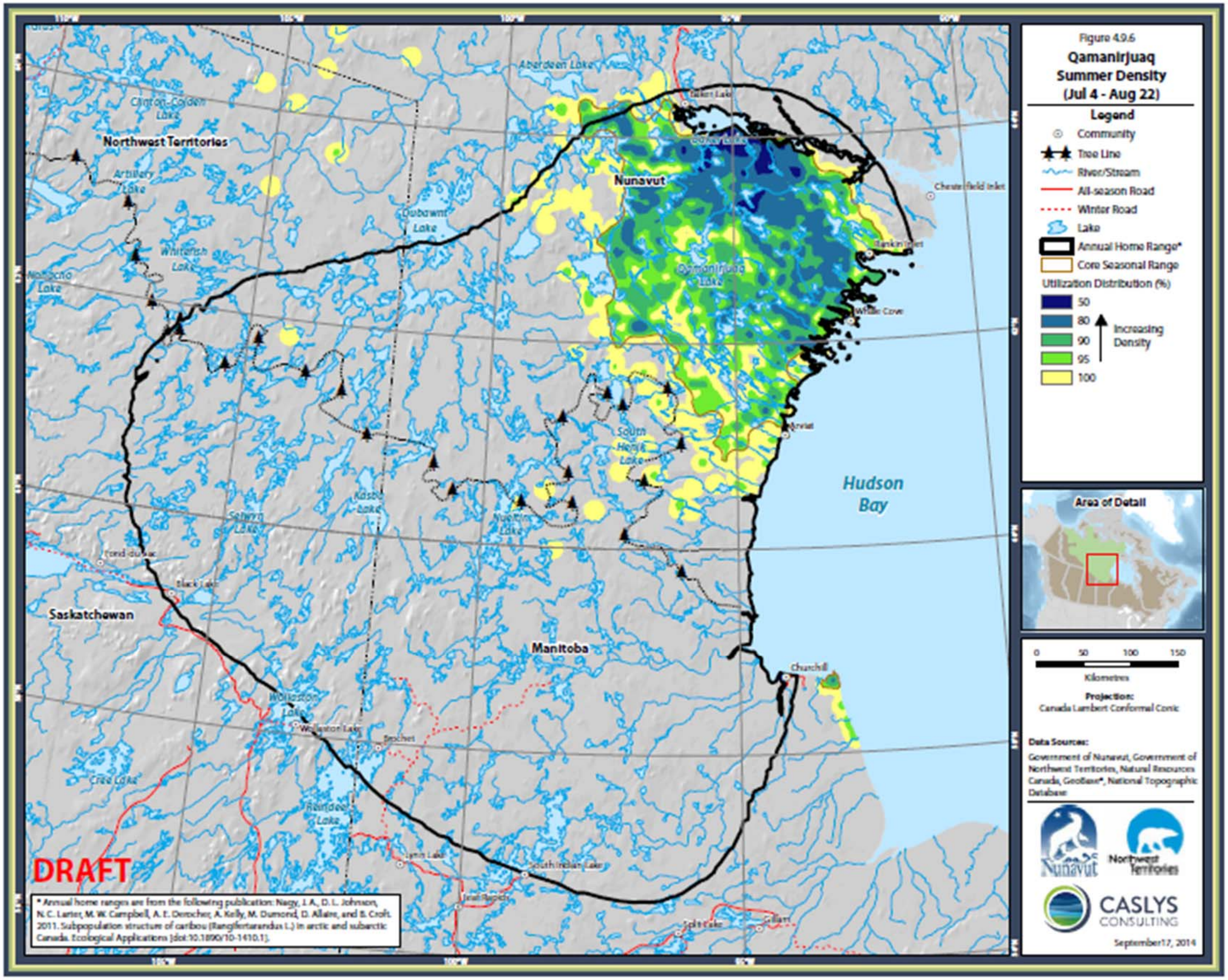

Figure 4.9.6

Qamanirjuaq Summer Density (Jul 4 - Aug 22)

Legend
Community
Tree Line
River/Stream
All-season Road
Winter Road
Lake
Annual Home Range*
Core Seasonal Range
Utilization Distribution (%)
50
80
90
95
100
Increasing Density
Area of Detail
0
50
100
150
Kilometres
Aberdeen Lake
Clinton-Colden Lake
Northwest Territories
Artillery Lake
Dubawnt Lake
Whitefish Lake
Nonacho Lake
Baker Lake
Nunavut
Chesterfield Inlet
Rankin Inlet
Qamanirjuaq Lake
Whale Cove
Arviat
South Henik Lake
Hudson Bay
Kasba Lake
Selwyn Lake
Nueltin Lake
Fond-du-Lac
Black Lake
Saskatchewan
Manitoba
Churchill
Wollaston Lake
Brochet
Cree Lake
Reindeer Lake
Lynn Lake
South Indian Lake
Split Lake
Gillam
DRAFT

Projection:
Canada Lambert Conformal Conic

Data Sources:
Government of Nunavut, Government of Northwest Territories, Natural Resources Canada, GeoBase®, National Topographic Database

September17, 2014

* Annual home ranges are from the following publication: Nagy, J. A., D. L. Johnson, N. C. Larter, M. W. Campbell, A. E. Derocher, A. Kelly, M. Dumond, D. Allaire, and B. Croft. 2011. Subpopulation structure of caribou (Rangifertarandus L.) in arctic and subarctic Canada. Ecological Applications [doi:10.1890/10-1410.1].

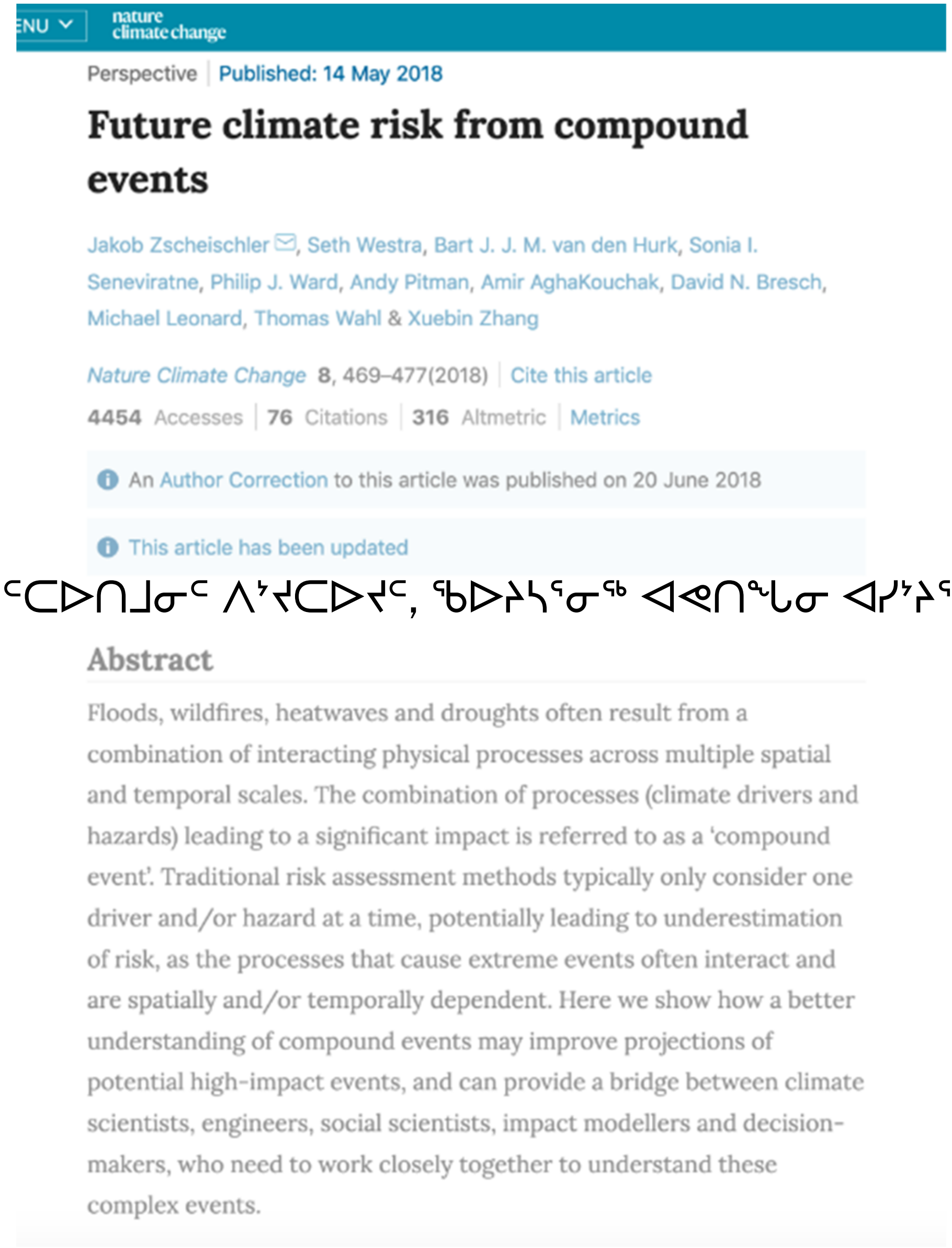

Perspective | Published: 14 May 2018

Future climate risk from compound events

Jakob Zscheischler, Seth Westra, Bart J. J. M. van den Hurk, Sonia I. Seneviratne, Philip J. Ward, Andy Pitman, Amir AghaKouchak, David N. Bresch, Michael Leonard, Thomas Wahl & Xuebin Zhang

Nature Climate Change **8**, 469–477(2018) | Cite this article

4454 Accesses | **76** Citations | **316** Altmetric | Metrics

An Author Correction to this article was published on 20 June 2018

This article has been updated

ᑭᓯᐊᓂ ᖃᓄᐃᓘᖃᑦᑕᐅᑎᒧᓂᑦ ᐱᔾᔪᑕᐅᔪᑦ, ᖃᐅᔨᓴᕐᓂᖅ ᐊᕙᑎᖓᓂ ᐊᓯᔾᔨᖅᑐᑦ ᐱᒡᒐᓇᖅᑐᖅ.

Abstract

Floods, wildfires, heatwaves and droughts often result from a combination of interacting physical processes across multiple spatial and temporal scales. The combination of processes (climate drivers and hazards) leading to a significant impact is referred to as a 'compound event'. Traditional risk assessment methods typically only consider one driver and/or hazard at a time, potentially leading to underestimation of risk, as the processes that cause extreme events often interact and are spatially and/or temporally dependent. Here we show how a better understanding of compound events may improve projections of potential high-impact events, and can provide a bridge between climate scientists, engineers, social scientists, impact modellers and decision-makers, who need to work closely together to understand these complex events.

ᖃᐅᔨᓴᕐᓂᖅ ᐅᑎᖃᑕᖅᑐᓂᑦ ᓯᕗᓘᕆᐊᖏᑦᑐᑦ

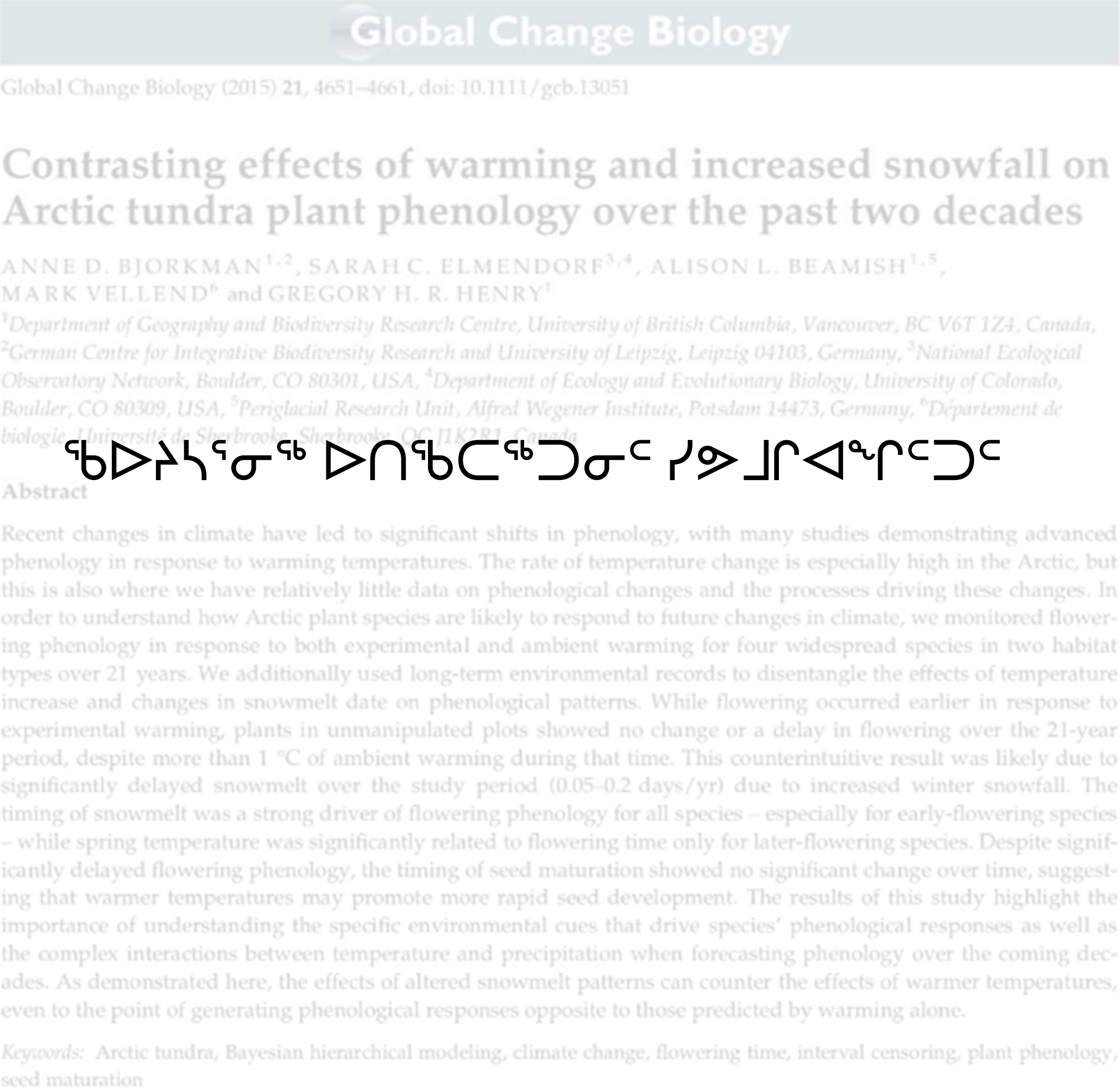

Global Change Biology

Global Change Biology (2015) **21**, 4651–4661, doi: 10.1111/gcb.13051

Contrasting effects of warming and increased snowfall on Arctic tundra plant phenology over the past two decades

ANNE D. BJORKMAN[1,2], SARAH C. ELMENDORF[3,4], ALISON L. BEAMISH[1,5], MARK VELLEND[6] and GREGORY H. R. HENRY[1]

[1]*Department of Geography and Biodiversity Research Centre, University of British Columbia, Vancouver, BC V6T 1Z4, Canada,* [2]*German Centre for Integrative Biodiversity Research and University of Leipzig, Leipzig 04103, Germany,* [3]*National Ecological Observatory Network, Boulder, CO 80301, USA,* [4]*Department of Ecology and Evolutionary Biology, University of Colorado, Boulder, CO 80309, USA,* [5]*Periglacial Research Unit, Alfred Wegener Institute, Potsdam 14473, Germany,* [6]*Département de biologie, Université de Sherbrooke, Sherbrooke, QC J1K2R1, Canada*

Abstract

Recent changes in climate have led to significant shifts in phenology, with many studies demonstrating advanced phenology in response to warming temperatures. The rate of temperature change is especially high in the Arctic, but this is also where we have relatively little data on phenological changes and the processes driving these changes. In order to understand how Arctic plant species are likely to respond to future changes in climate, we monitored flowering phenology in response to both experimental and ambient warming for four widespread species in two habitat types over 21 years. We additionally used long-term environmental records to disentangle the effects of temperature increase and changes in snowmelt date on phenological patterns. While flowering occurred earlier in response to experimental warming, plants in unmanipulated plots showed no change or a delay in flowering over the 21-year period, despite more than 1 °C of ambient warming during that time. This counterintuitive result was likely due to significantly delayed snowmelt over the study period (0.05–0.2 days/yr) due to increased winter snowfall. The timing of snowmelt was a strong driver of flowering phenology for all species – especially for early-flowering species – while spring temperature was significantly related to flowering time only for later-flowering species. Despite significantly delayed flowering phenology, the timing of seed maturation showed no significant change over time, suggesting that warmer temperatures may promote more rapid seed development. The results of this study highlight the importance of understanding the specific environmental cues that drive species' phenological responses as well as the complex interactions between temperature and precipitation when forecasting phenology over the coming decades. As demonstrated here, the effects of altered snowmelt patterns can counter the effects of warmer temperatures, even to the point of generating phenological responses opposite to those predicted by warming alone.

Keywords: Arctic tundra, Bayesian hierarchical modeling, climate change, flowering time, interval censoring, plant phenology, seed maturation

ᖃᐅᔨᓴᕐᓂᖅ ᐅᑎᖃᑕᖅᑐᓂᑦ ᓯᕗᓘᕆᐊᖅᑐᑦ

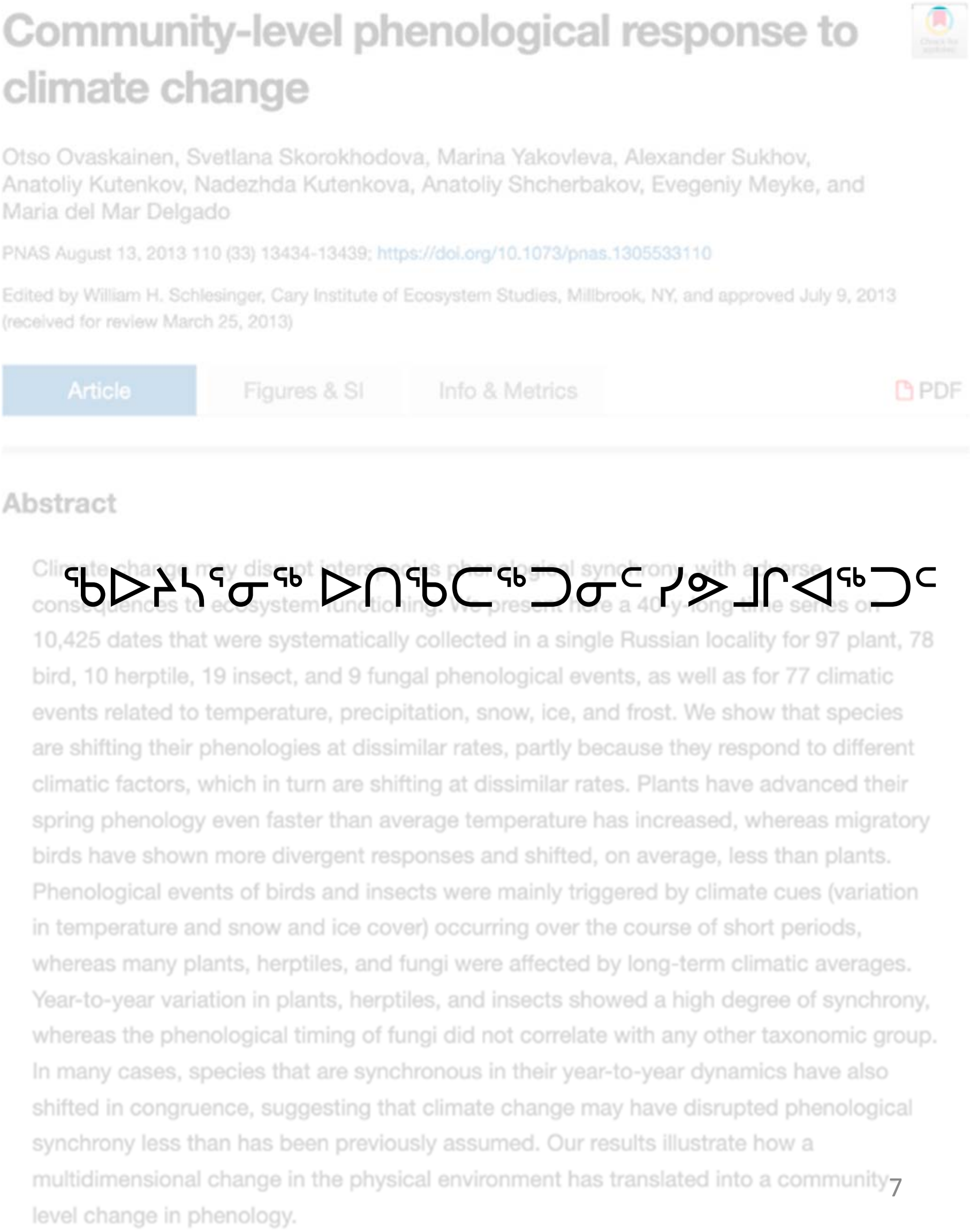

Community-level phenological response to climate change

Otso Ovaskainen, Svetlana Skorokhodova, Marina Yakovleva, Alexander Sukhov, Anatoliy Kutenkov, Nadezhda Kutenkova, Anatoliy Shcherbakov, Evegeniy Meyke, and Maria del Mar Delgado

PNAS August 13, 2013 110 (33) 13434-13439; https://doi.org/10.1073/pnas.1305533110

Edited by William H. Schlesinger, Cary Institute of Ecosystem Studies, Millbrook, NY, and approved July 9, 2013 (received for review March 25, 2013)

Article | Figures & SI | Info & Metrics | PDF

Abstract

Climate change may disrupt interspecies phenological synchrony, with adverse consequences to ecosystem functioning. We present here a 40-y-long time series on 10,425 dates that were systematically collected in a single Russian locality for 97 plant, 78 bird, 10 herptile, 19 insect, and 9 fungal phenological events, as well as for 77 climatic events related to temperature, precipitation, snow, ice, and frost. We show that species are shifting their phenologies at dissimilar rates, partly because they respond to different climatic factors, which in turn are shifting at dissimilar rates. Plants have advanced their spring phenology even faster than average temperature has increased, whereas migratory birds have shown more divergent responses and shifted, on average, less than plants. Phenological events of birds and insects were mainly triggered by climate cues (variation in temperature and snow and ice cover) occurring over the course of short periods, whereas many plants, herptiles, and fungi were affected by long-term climatic averages. Year-to-year variation in plants, herptiles, and insects showed a high degree of synchrony, whereas the phenological timing of fungi did not correlate with any other taxonomic group. In many cases, species that are synchronous in their year-to-year dynamics have also shifted in congruence, suggesting that climate change may have disrupted phenological synchrony less than has been previously assumed. Our results illustrate how a multidimensional change in the physical environment has translated into a community-level change in phenology.

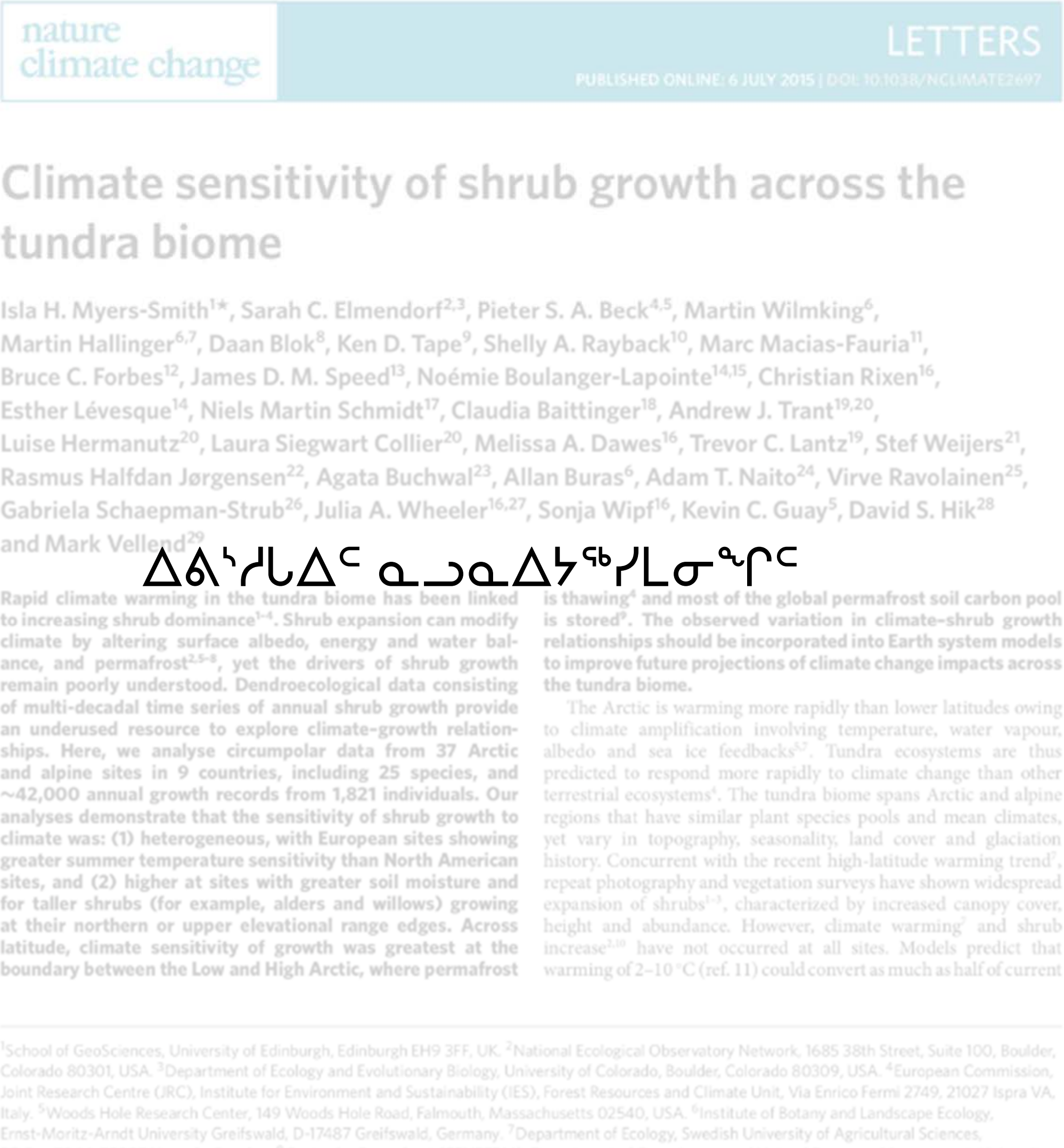

nature climate change

LETTERS

PUBLISHED ONLINE: 6 JULY 2015 | DOI: 10.1038/NCLIMATE2697

Climate sensitivity of shrub growth across the tundra biome

Isla H. Myers-Smith[1*], Sarah C. Elmendorf[2,3], Pieter S. A. Beck[4,5], Martin Wilmking[6], Martin Hallinger[6,7], Daan Blok[8], Ken D. Tape[9], Shelly A. Rayback[10], Marc Macias-Fauria[11], Bruce C. Forbes[12], James D. M. Speed[13], Noémie Boulanger-Lapointe[14,15], Christian Rixen[16], Esther Lévesque[14], Niels Martin Schmidt[17], Claudia Baittinger[18], Andrew J. Trant[19,20], Luise Hermanutz[20], Laura Siegwart Collier[20], Melissa A. Dawes[16], Trevor C. Lantz[19], Stef Weijers[21], Rasmus Halfdan Jørgensen[22], Agata Buchwal[23], Allan Buras[6], Adam T. Naito[24], Virve Ravolainen[25], Gabriela Schaepman-Strub[26], Julia A. Wheeler[16,27], Sonja Wipf[16], Kevin C. Guay[5], David S. Hik[28] and Mark Vellend[29]

Rapid climate warming in the tundra biome has been linked to increasing shrub dominance[1-4]. Shrub expansion can modify climate by altering surface albedo, energy and water balance, and permafrost[2,5-8], yet the drivers of shrub growth remain poorly understood. Dendroecological data consisting of multi-decadal time series of annual shrub growth provide an underused resource to explore climate-growth relationships. Here, we analyse circumpolar data from 37 Arctic and alpine sites in 9 countries, including 25 species, and ~42,000 annual growth records from 1,821 individuals. Our analyses demonstrate that the sensitivity of shrub growth to climate was: (1) heterogeneous, with European sites showing greater summer temperature sensitivity than North American sites, and (2) higher at sites with greater soil moisture and for taller shrubs (for example, alders and willows) growing at their northern or upper elevational range edges. Across latitude, climate sensitivity of growth was greatest at the boundary between the Low and High Arctic, where permafrost is thawing[4] and most of the global permafrost soil carbon pool is stored[9]. The observed variation in climate–shrub growth relationships should be incorporated into Earth system models to improve future projections of climate change impacts across the tundra biome.

The Arctic is warming more rapidly than lower latitudes owing to climate amplification involving temperature, water vapour, albedo and sea ice feedbacks[5,7]. Tundra ecosystems are thus predicted to respond more rapidly to climate change than other terrestrial ecosystems[4]. The tundra biome spans Arctic and alpine regions that have similar plant species pools and mean climates, yet vary in topography, seasonality, land cover and glaciation history. Concurrent with the recent high-latitude warming trend[7], repeat photography and vegetation surveys have shown widespread expansion of shrubs[1-3], characterized by increased canopy cover, height and abundance. However, climate warming[7] and shrub increase[2,10] have not occurred at all sites. Models predict that warming of 2–10 °C (ref. 11) could convert as much as half of current

---

[1]School of GeoSciences, University of Edinburgh, Edinburgh EH9 3FF, UK. [2]National Ecological Observatory Network, 1685 38th Street, Suite 100, Boulder, Colorado 80301, USA. [3]Department of Ecology and Evolutionary Biology, University of Colorado, Boulder, Colorado 80309, USA. [4]European Commission, Joint Research Centre (JRC), Institute for Environment and Sustainability (IES), Forest Resources and Climate Unit, Via Enrico Fermi 2749, 21027 Ispra VA, Italy. [5]Woods Hole Research Center, 149 Woods Hole Road, Falmouth, Massachusetts 02540, USA. [6]Institute of Botany and Landscape Ecology, Ernst-Moritz-Arndt University Greifswald, D-17487 Greifswald, Germany. [7]Department of Ecology, Swedish University of Agricultural Sciences,

ᐃᕙᔅᓱᒐᐃᑦ ᓇᓗᓇᐃᔾᖅᓯᒪᓂᖏᑦ

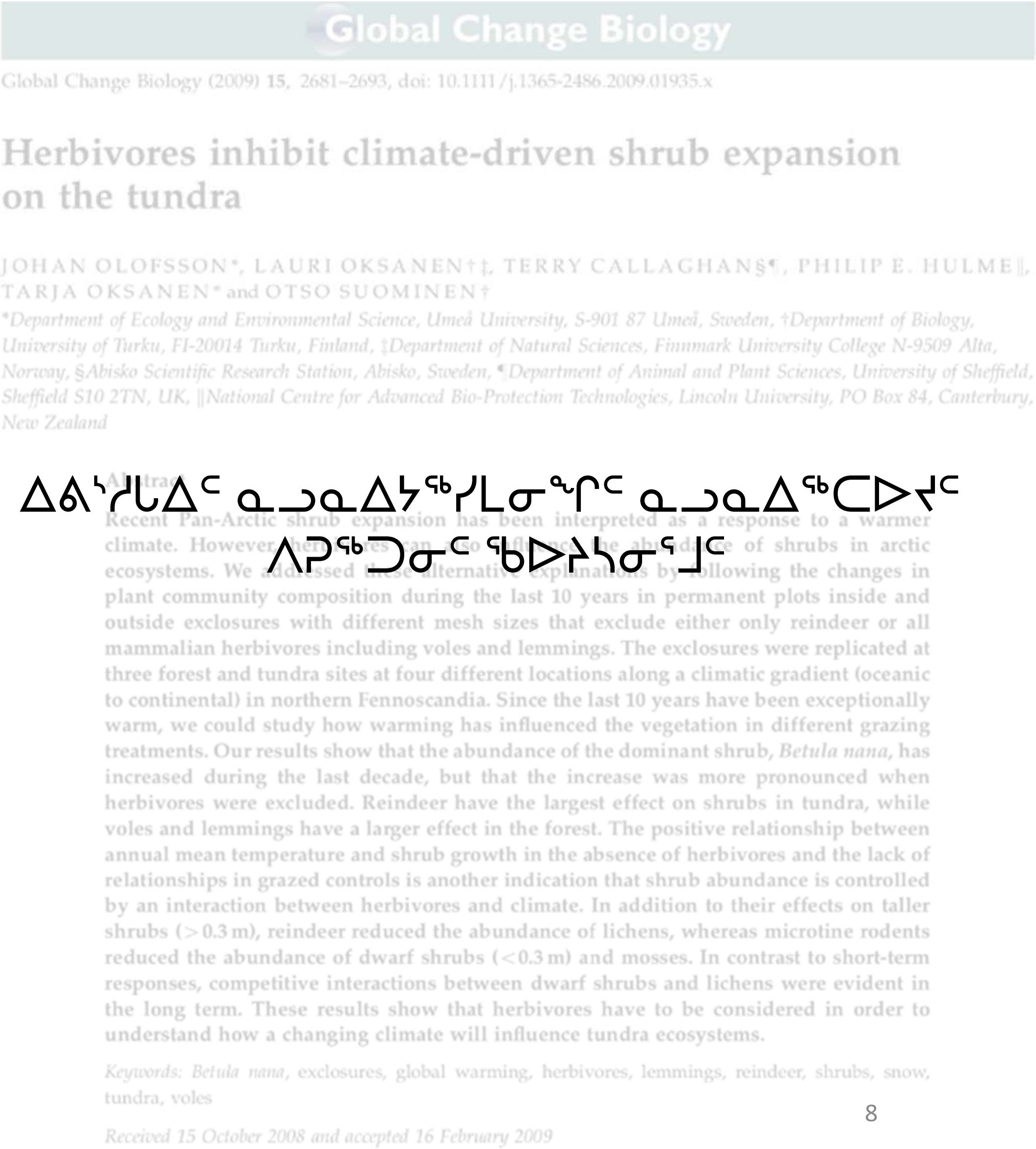

Global Change Biology

Global Change Biology (2009) 15, 2681–2693, doi: 10.1111/j.1365-2486.2009.01935.x

Herbivores inhibit climate-driven shrub expansion on the tundra

JOHAN OLOFSSON*, LAURI OKSANEN†‡, TERRY CALLAGHAN§¶, PHILIP E. HULME‖, TARJA OKSANEN* and OTSO SUOMINEN†

*Department of Ecology and Environmental Science, Umeå University, S-901 87 Umeå, Sweden, †Department of Biology, University of Turku, FI-20014 Turku, Finland, ‡Department of Natural Sciences, Finnmark University College N-9509 Alta, Norway, §Abisko Scientific Research Station, Abisko, Sweden, ¶Department of Animal and Plant Sciences, University of Sheffield, Sheffield S10 2TN, UK, ‖National Centre for Advanced Bio-Protection Technologies, Lincoln University, PO Box 84, Canterbury, New Zealand

ᐃᕙᔅᓱᒐᐃᑦ ᓇᓗᓇᐃᔾᖅᓯᒪᓂᖏᑦ ᓇᓗᓇᐃᖅᑕᐅᔪᑦ
ᐱᕈᖅᑐᓂᑦ ᖃᐅᔨᓴᓂᕐᒧᑦ

Abstract

Recent Pan-Arctic shrub expansion has been interpreted as a response to a warmer climate. However, herbivores can also influence the abundance of shrubs in arctic ecosystems. We addressed these alternative explanations by following the changes in plant community composition during the last 10 years in permanent plots inside and outside exclosures with different mesh sizes that exclude either only reindeer or all mammalian herbivores including voles and lemmings. The exclosures were replicated at three forest and tundra sites at four different locations along a climatic gradient (oceanic to continental) in northern Fennoscandia. Since the last 10 years have been exceptionally warm, we could study how warming has influenced the vegetation in different grazing treatments. Our results show that the abundance of the dominant shrub, *Betula nana*, has increased during the last decade, but that the increase was more pronounced when herbivores were excluded. Reindeer have the largest effect on shrubs in tundra, while voles and lemmings have a larger effect in the forest. The positive relationship between annual mean temperature and shrub growth in the absence of herbivores and the lack of relationships in grazed controls is another indication that shrub abundance is controlled by an interaction between herbivores and climate. In addition to their effects on taller shrubs (>0.3 m), reindeer reduced the abundance of lichens, whereas microtine rodents reduced the abundance of dwarf shrubs (<0.3 m) and mosses. In contrast to short-term responses, competitive interactions between dwarf shrubs and lichens were evident in the long term. These results show that herbivores have to be considered in order to understand how a changing climate will influence tundra ecosystems.

Keywords: *Betula nana*, exclosures, global warming, herbivores, lemmings, reindeer, shrubs, snow, tundra, voles

Received 15 October 2008 and accepted 16 February 2009

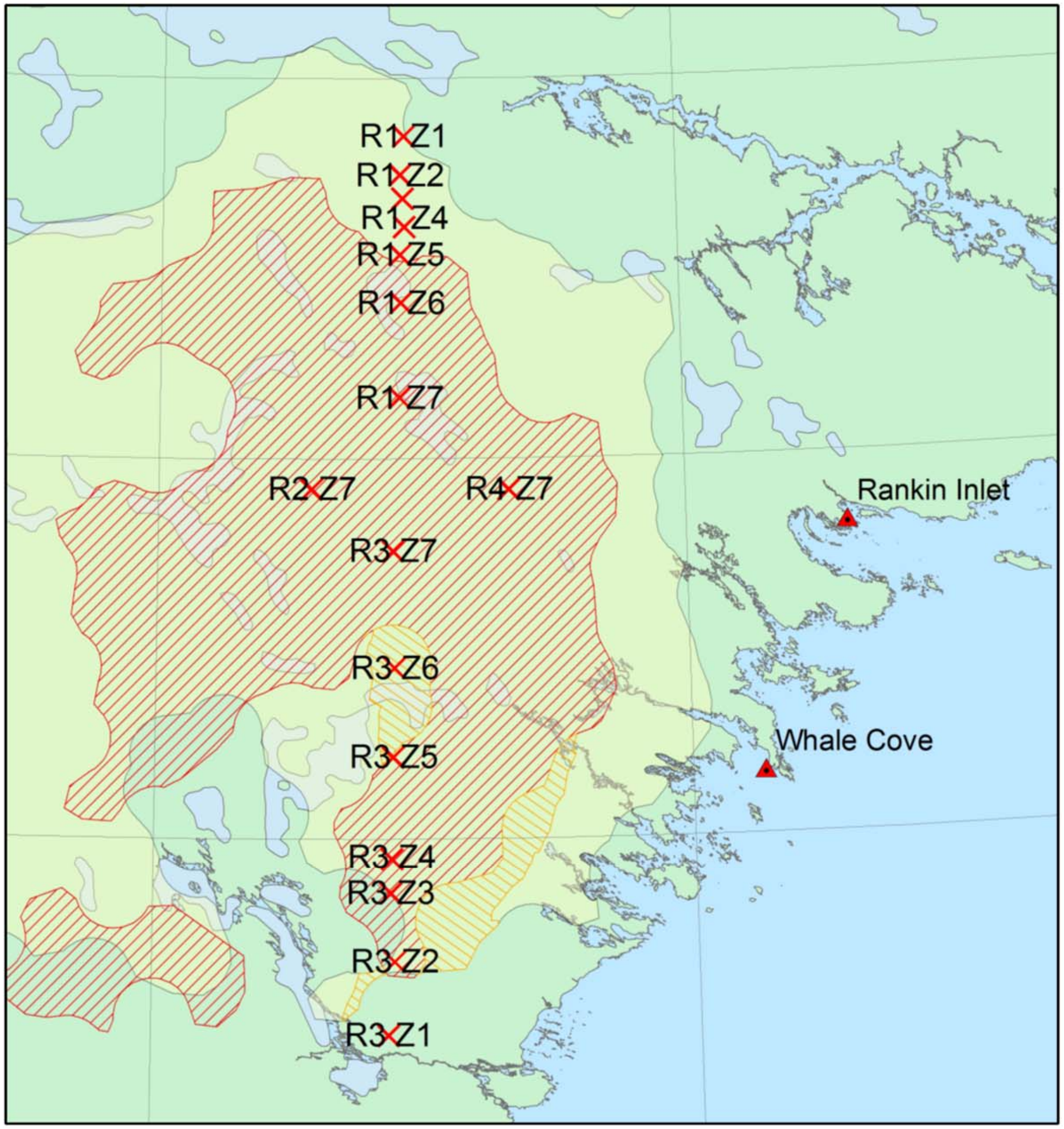
R1Z1
R1Z2
R1Z4
R1Z5
R1Z6
R1Z7
R2Z7
R4Z7
Rankin Inlet
R3Z7
R3Z6
Whale Cove
R3Z5
R3Z4
R3Z3
R3Z2
R3Z1

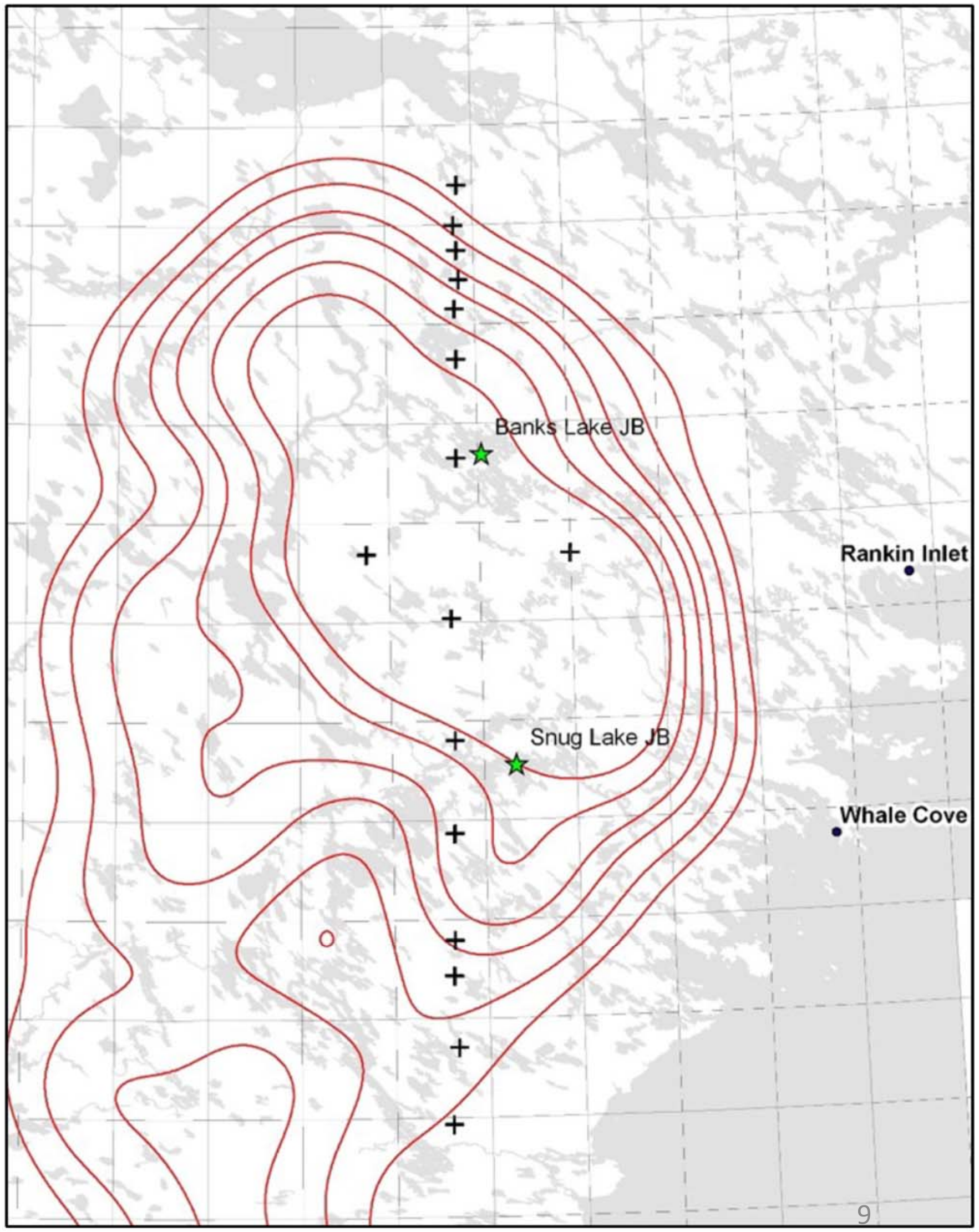
Banks Lake JB
Rankin Inlet
Snug Lake JB
Whale Cove

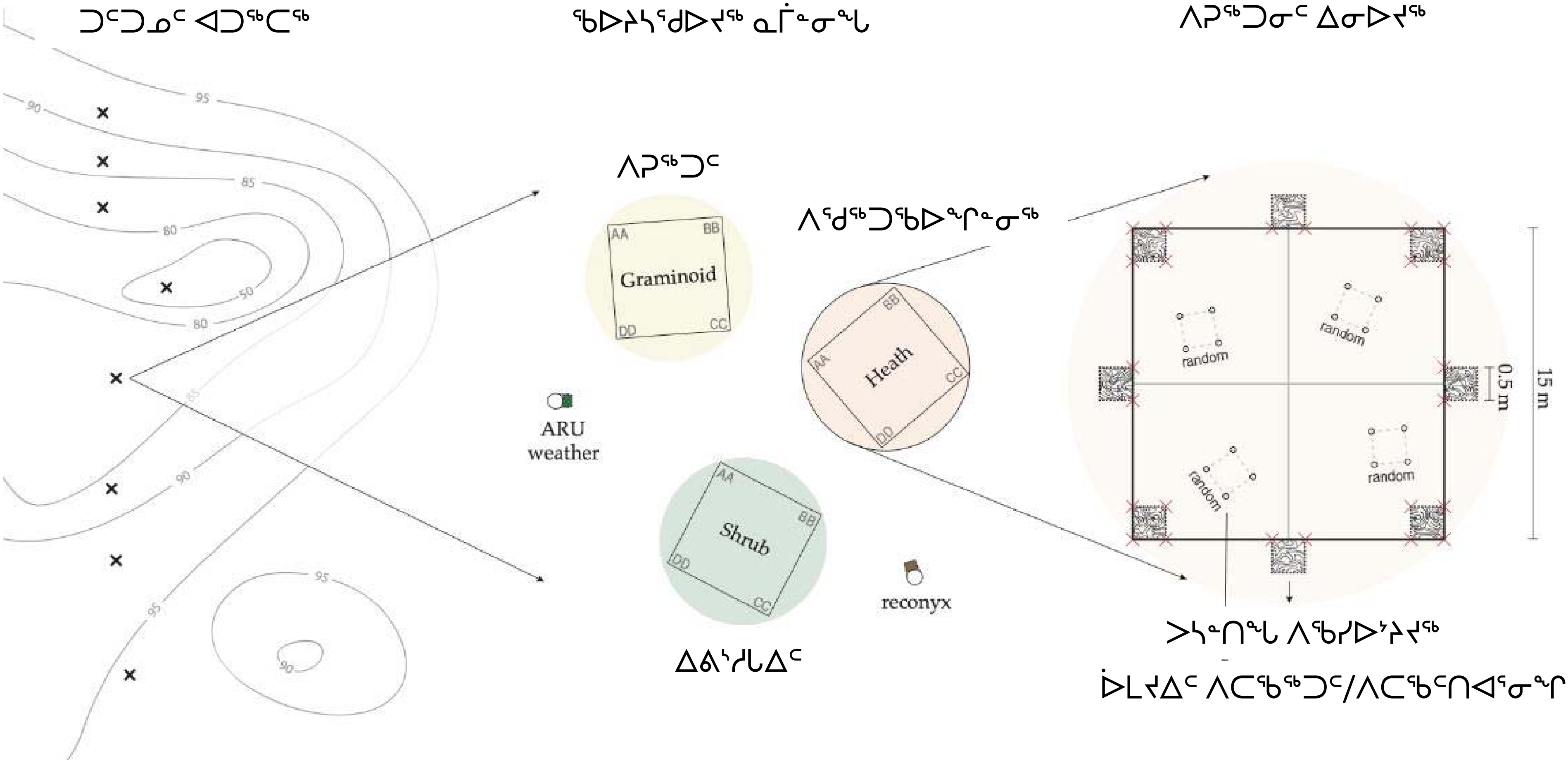
90
95
85
80
50
80
85
90
95
95
90
AA
BB
Graminoid
DD
CC
ARU
weather
BB
AA
Heath
CC
DD
AA
BB
Shrub
DD
CC
reconyx
random
random
random
random
0.5 m
15 m

ᑐᑦᑐᓇᑦ ᐊᑐᖅᑕᖅ

ᖃᐅᔨᓴᕐᑯᐅᔪᖅ ᓇᒦᓐᓂᖕᒐ

ᐱᕈᖅᑐᓂᑦ ᐃᓂᐅᔪᖅ

ᐱᕈᖅᑐᑦ

ᐱᕐᑯᖅᑐᖃᐅᖕᒋᓐᓂᖅ

ᐃᕕᔅᓱᒐᐃᑦ

ᐳᓴᓐᑎᖓ ᐱᖃᓯᐅᔅᓯᔪᖅ

ᐆᒪᔪᐃᑦ ᐱᑕᖃᖅᑐᑦ/ᐱᑕᖃᑦᑎᐊᕐᓂᖏᑦ

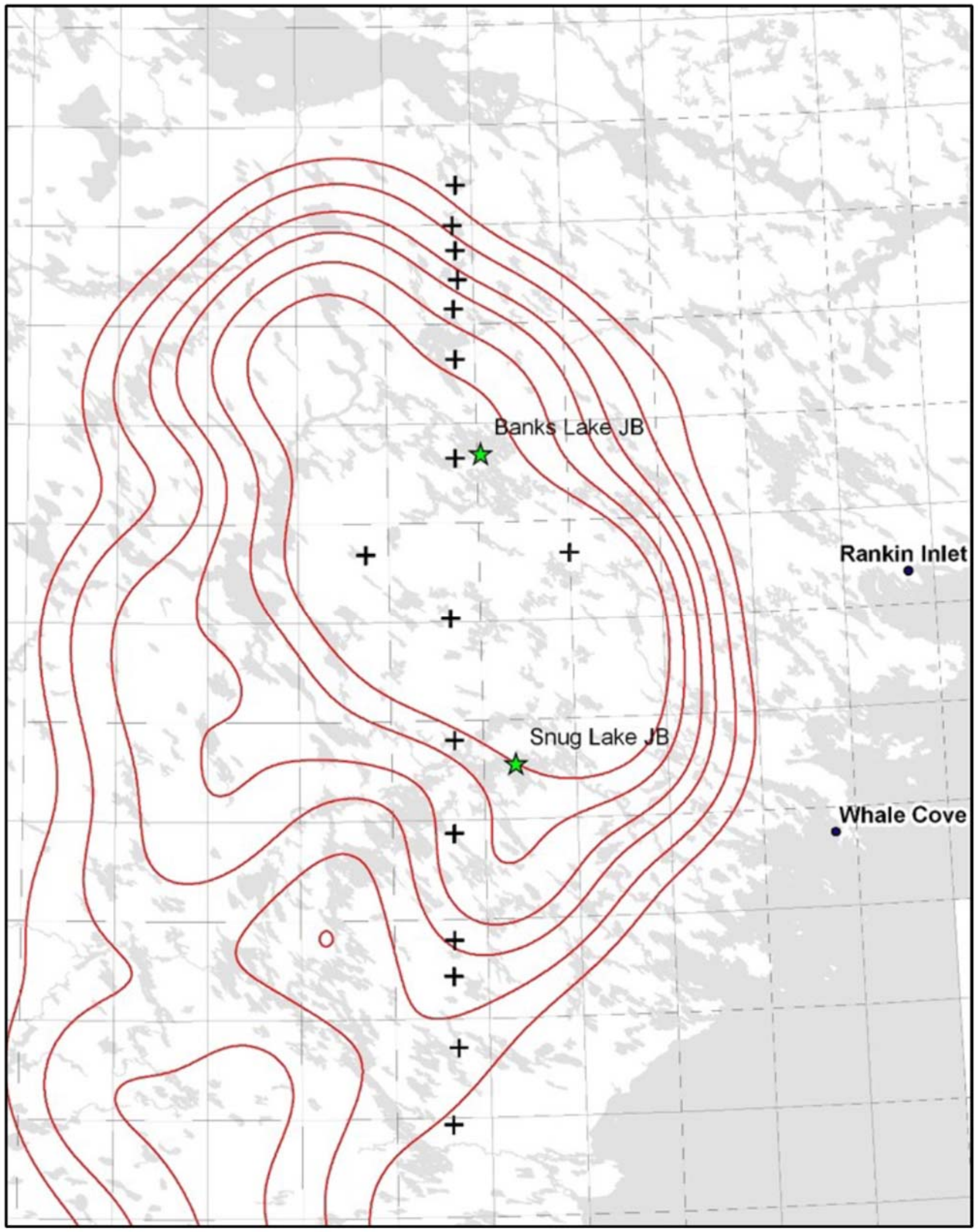
Banks Lake JB
Snug Lake JB
Rankin Inlet
Whale Cove

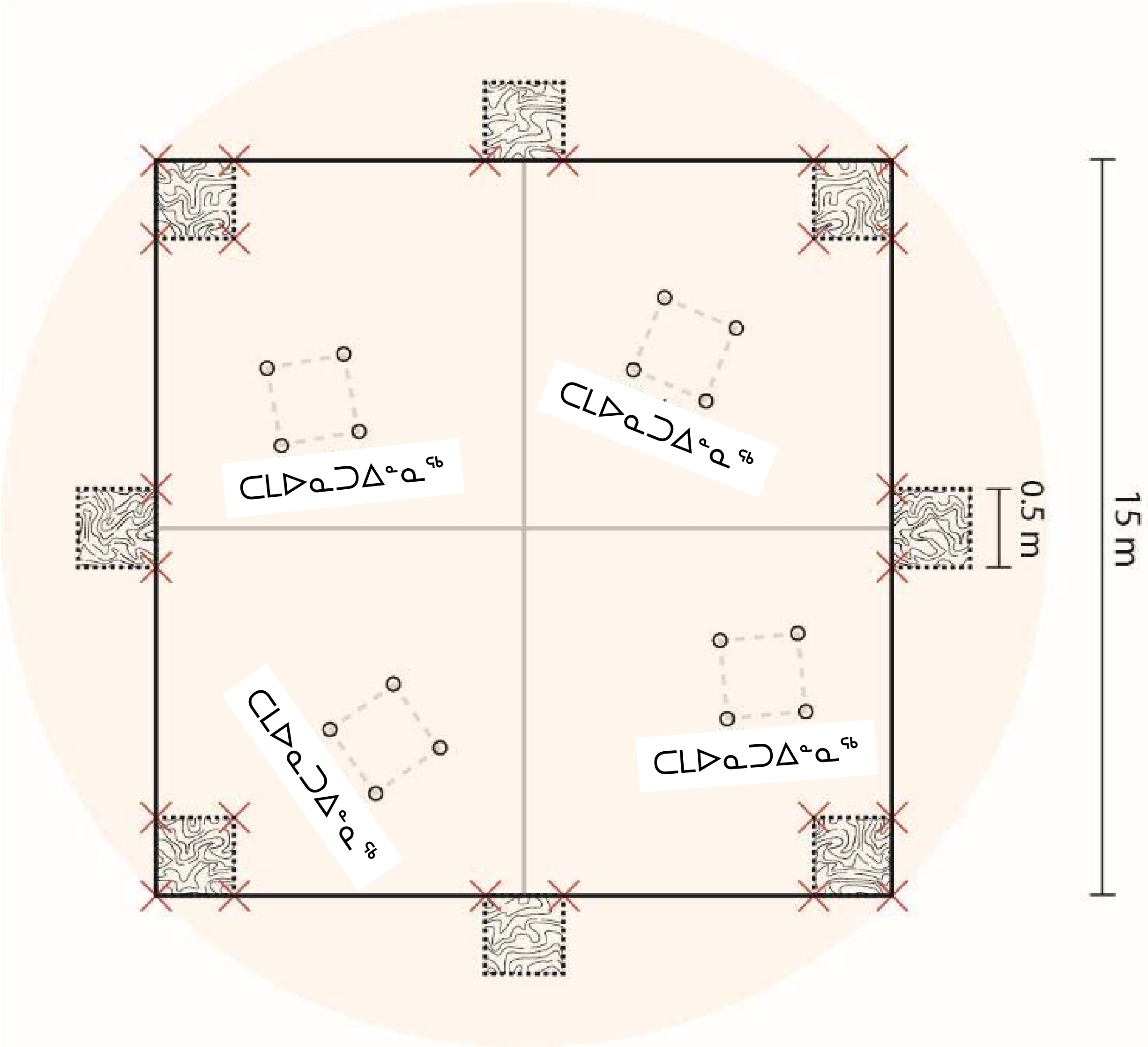
ᑕᒪᐅᓇᑐᐃᓐᓂᖅ
ᑕᒪᐅᓇᑐᐃᓐᓂᖅ
ᑕᒪᐅᓇᑐᐃᓐᓂᖅ
ᑕᒪᐅᓇᑐᐃᓐᓂᖅ
0.5 m
15 m

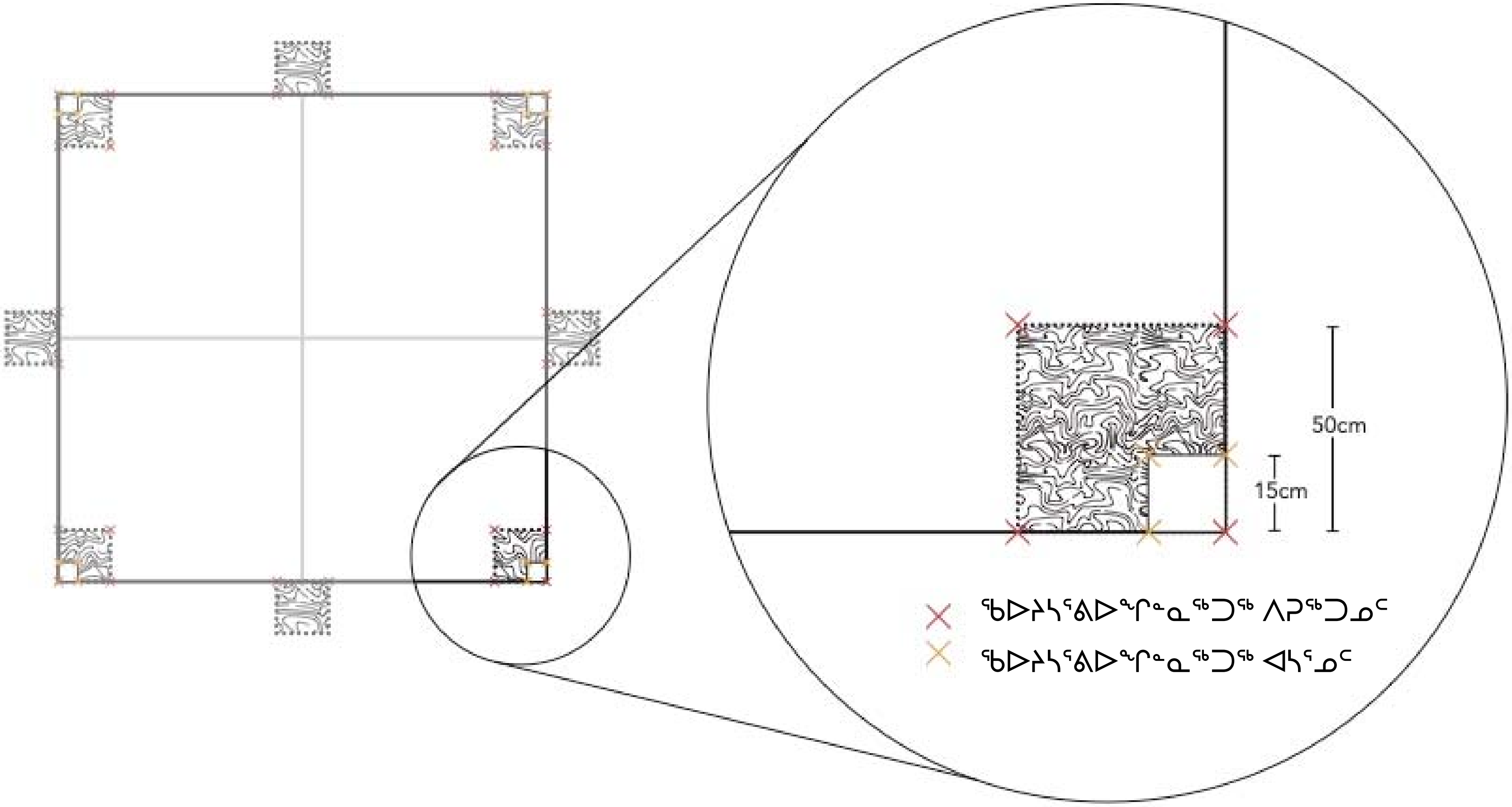
50cm
15cm
× ᖃᐅᔨᓴᕐᕕᐅᖏᓐᓇᖅᑐᖅ ᐱᕈᖅᑐᓄᑦ
× ᖃᐅᔨᓴᕐᕕᐅᖏᓐᓇᖅᑐᖅ ᐊᓴᕐᓄᑦ

ᑐᑦᑐᓇᑦ ᐊᑐᖅᑕᖅ

ᖃᐅᔨᓴᕐᑯᐅᔪᖅ ᓇᒦᓐᓂᖓ

ᐱᕈᖅᑐᓂᑦ ᐃᓂᐅᔪᖅ

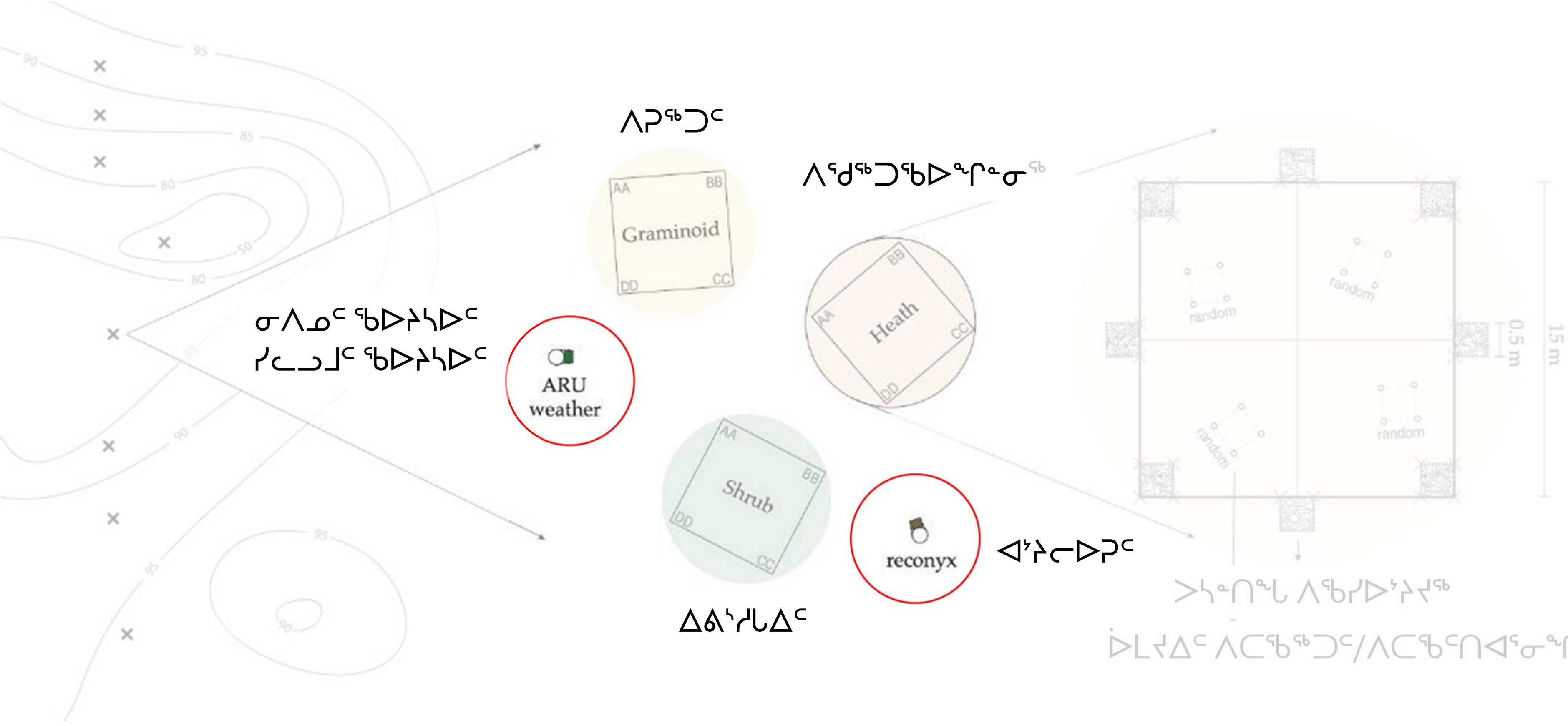
90
95
85
80
50
80
85
90
95
95
90
AA
BB
Graminoid
DD
CC
BB
AA
Heath
CC
DD
ARU
weather
AA
BB
Shrub
DD
CC
reconyx
random
random
random
random
0.5 m
15 m

ᐱᕈᖅᑐᑦ

ᐱᕐᑯᖅᑐᖃᐅᖏᓐᓂᖅ

ᓂᐱᓇᑦ ᖃᐅᔨᓴᐅᑦ
ᓯᓚᓗᒧᑦ ᖃᐅᔨᓴᐅᑦ

ᐃᕕᔅᓱᒐᐃᑦ

ᐊᔾᔨᓕᐅᕈᑦ

ᐳᓴᓐᑎᖓ ᐱᖃᓯᐅᔾᔪᖅ

ᐆᒪᔪᐃᑦ ᐱᑕᖃᖅᑐᖅ/ᐱᑕᖃᖅᑎᐊᖅᓂᖏᑦ

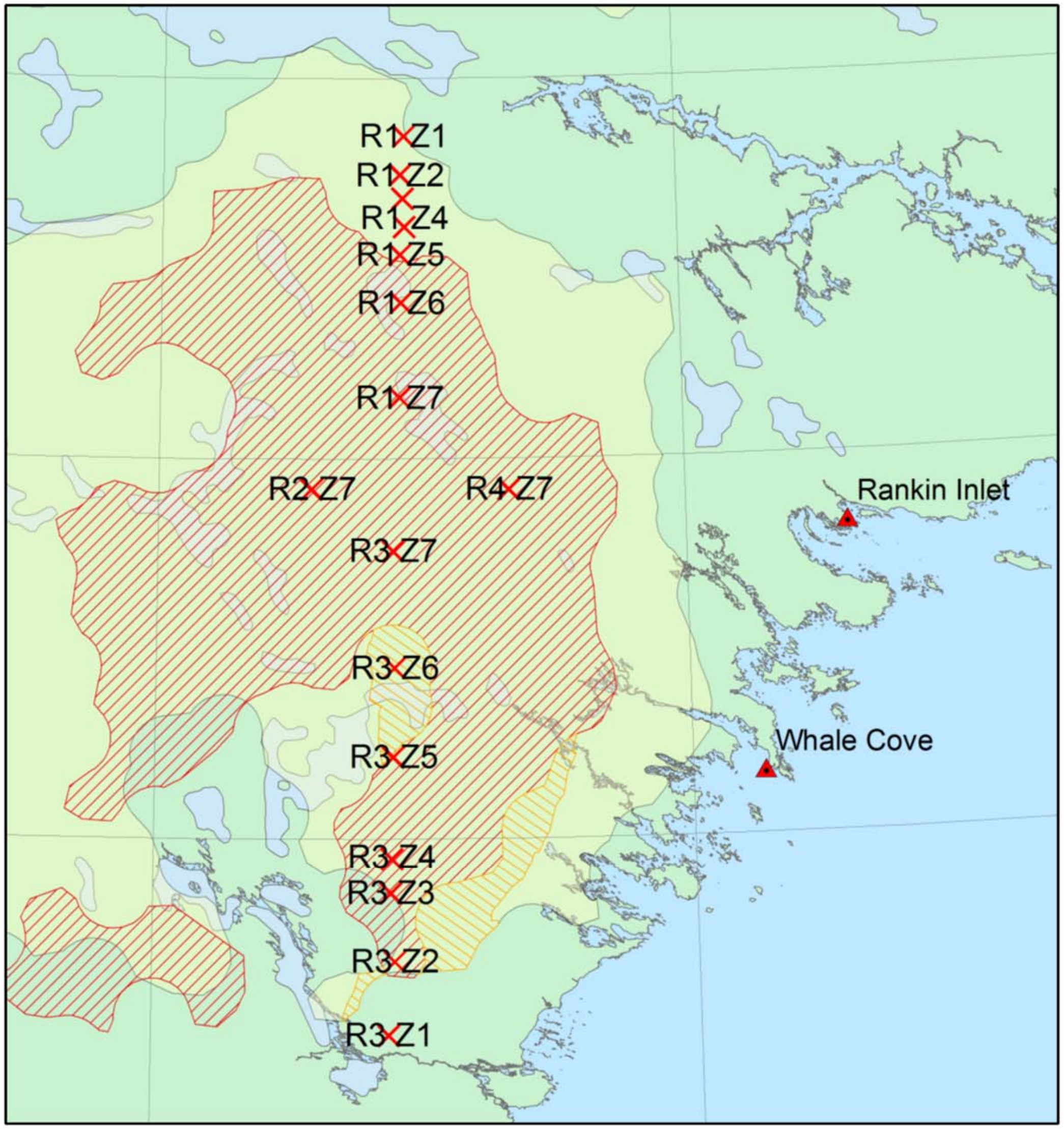
R1Z1
R1Z2
R1Z4
R1Z5
R1Z6
R1Z7
R2Z7
R4Z7
Rankin Inlet
R3Z7
R3Z6
R3Z5
Whale Cove
R3Z4
R3Z3
R3Z2
R3Z1

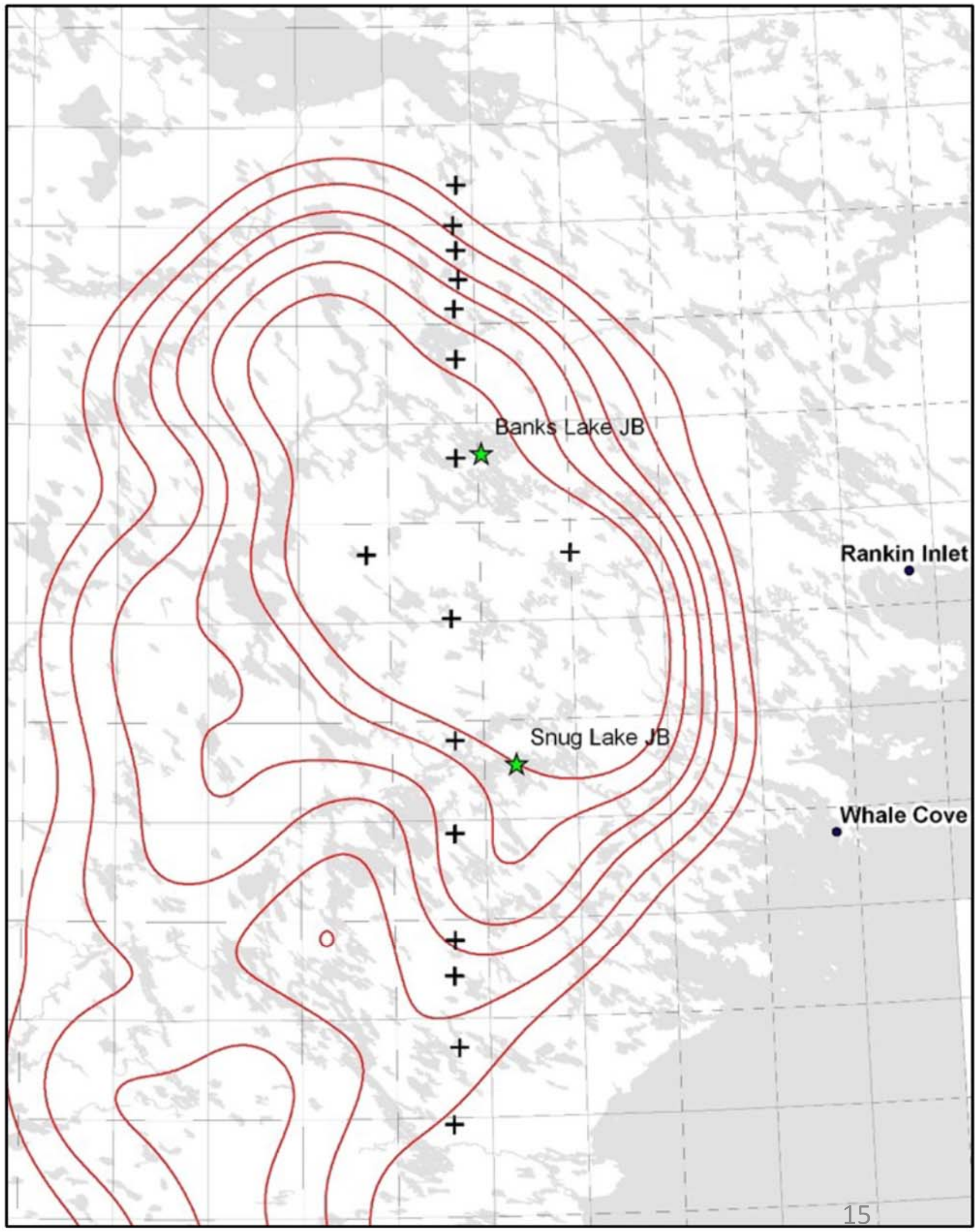
Banks Lake JB
Rankin Inlet
Snug Lake JB
Whale Cove

ᖃᒪᓂᕐᔪᐊᖅ ᓄᕐᕋᓕᐅᕐᕕᖏᑦ ᓄᓇᐃᑦ

	2012	2013	2014	2015	2016	2017	2018	2019
ᑐᑭᒧᐊᖅᑎᑦᑎᔪᖅ	N. Lecomte	N. Lecomte	/	M. Wilson	M. Wilson	/	NuWCRU	NuWCRU
ᐱᕈᒃᑐᑦ ᓄᓇᒥ	ᐄ	ᐄ	/	ᐄ	ᐄ	/	ᐄ	ᐄ
ᕿᒫᔪᑦ	ᐲᖅᑕᐅᓂᖓ	ᐲᖅᑕᐅᓂᖓ / ᓈᓴᖅᑕᖅ	/	ᐲᖅᑕᐅᓂᖓ	No	/	ᐲᖅᑕᐅᓂᖓ	ᐲᖅᑕᐅᓂᖓ / ᓈᓴᖅᑕᖅ
ᐊᔾᔨᓕᐅᕈᑦ	ᐋᒡᒐ	ᐋᒡᒐ	/	ᐄ	ᐄ	/	ᐋᒡᒐ	ᐋᒡᒐ
ᓂᐱᓄᑦ ᓂᐱᓕᐅᕈᖅ	ᐋᒡᒐ	ᐋᒡᒐ	/	ᐄ	ᐄ	/	ᐋᒡᒐ	No

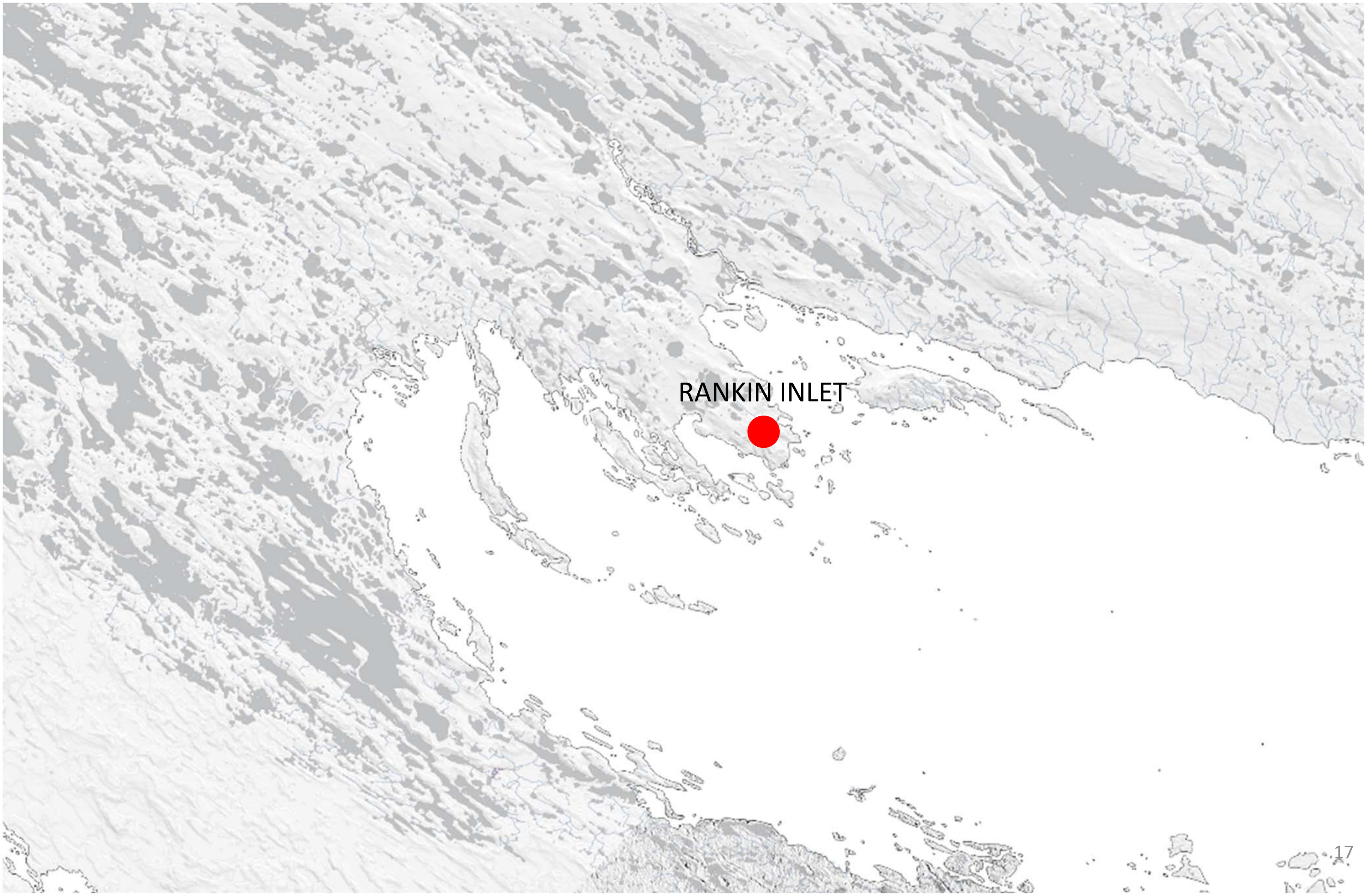
RANKIN INLET

ᖁᓕᓃᑦᑐᑦ ᓂᕆᖃᑦᑕᖅᑐᑦ
ᓂᕆᖃᑦᑕᖕᒍᐊᐸᑦᑐᑦ
ᓂᕆᖃᑦᑕᖕᒍᐊᐸᑦᑐᑦ
ᓂᕆᖃᑦᑕᖕᒍᐊᐸᑦᑐᑦ ᐃᒻᒪ ᑐᖕᒋᓕᖕᒋᑦ
ᑭᓯᓕᐅᖅᑎᓪᓗᐊᑕᖅ

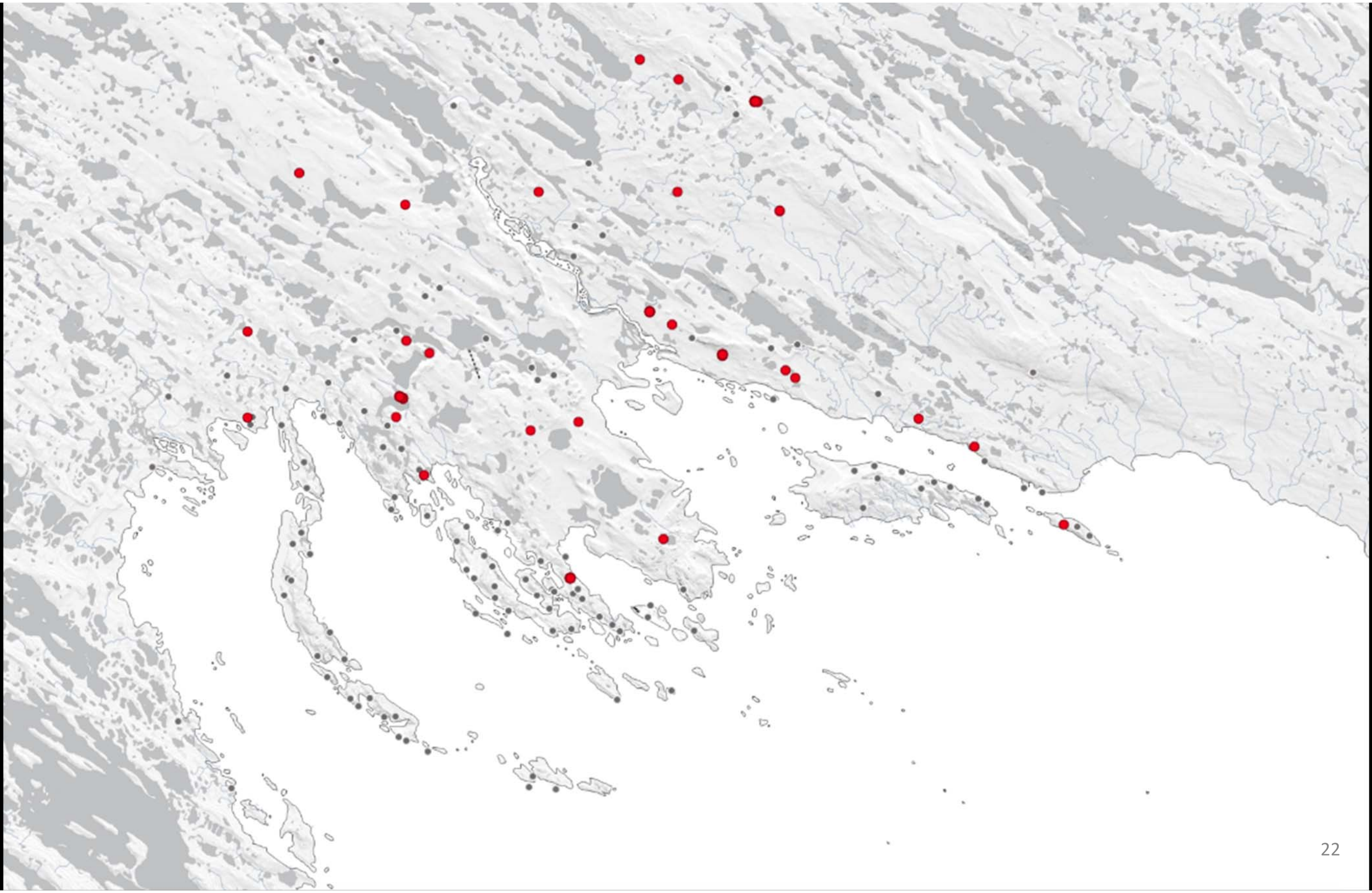

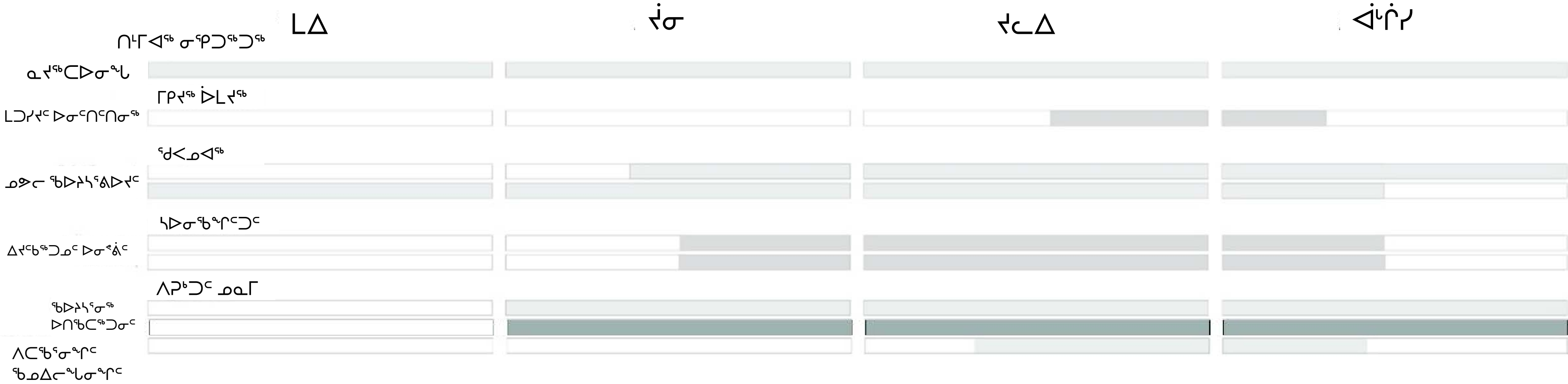
ᑎᒻᒥᐊᖅ ᓂᕿᑐᖅᑐᖅ

ᒪᐃ

ᔫᓂ

ᔪᓚᐃ

ᐋᒡᒌᓯ

ᓇᔪᖅᑕᐅᓂᖓ

ᒥᑭᔪᖅ ᐆᒪᔪᖅ

ᒪᑐᓯᔪᑦ ᐅᓂᑦᑎᑦᑎᓂᖅ

ᖁᐸᓄᐊᖅ

ᓄᕝᕙᓚ ᖃᐅᔨᓴᕐᕕᐅᔪᑦ

ᓴᐅᓂᖃᖏᑦᑐᑦ

ᐃᔪᑦᑲᖅᑐᓄᑦ ᐅᓂᕝᕚᑦ

ᐱᕈᒃᑐᑦ ᓄᓇᒥ

ᖃᐅᔨᓴᕐᓂᖅ
ᐅᑎᖃᑕᖅᑐᓂᑦ

ᐱᑕᖃᕐᓂᖏᑦ
ᖃᓄᐃᓕᖓᓂᖏᑦ

ᐱᕈᖅᑐᓂᑦ ᖃᐅᔨᓴᕐᓂᖅ ᐅᑎᖅᑕᖅᑐᓂᑦ

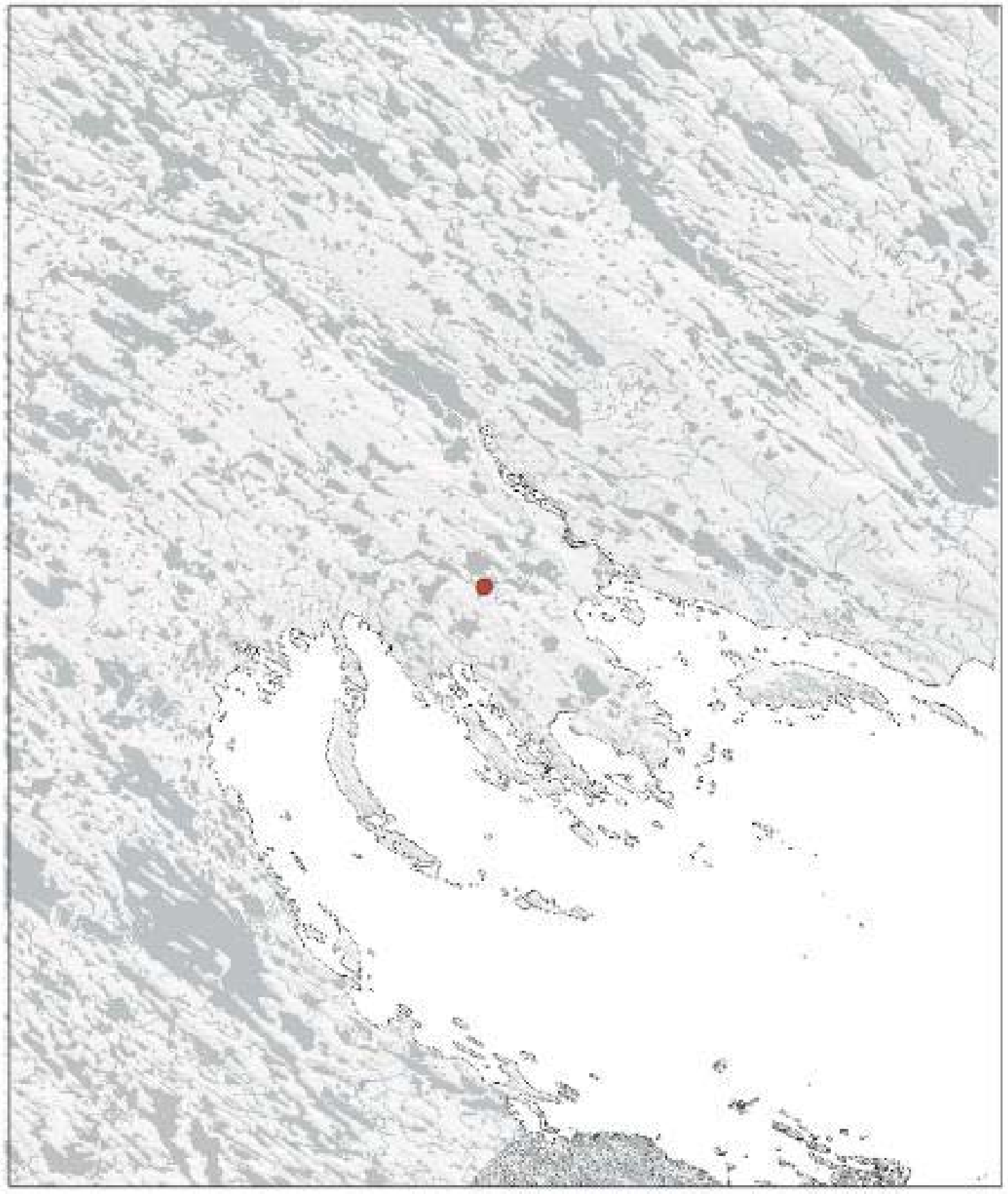



ᐳᔪᐃᑦ ᐱᕈᖅᑐᑦ

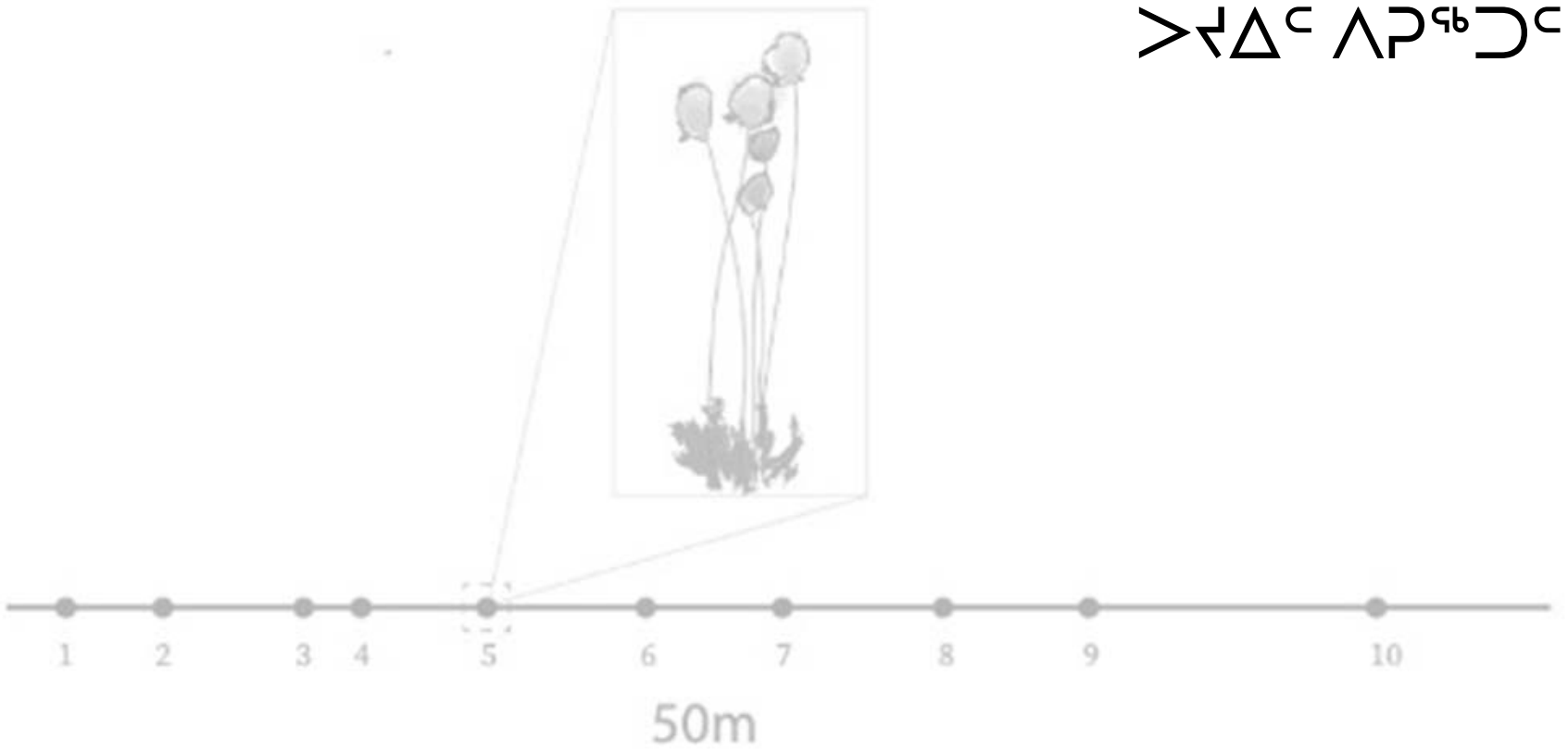
1
2
3
4
5
6
7
8
9
10
50m

ᐱᕈᖅᑐᓂᑦ ᖃᐅᔨᓴᕐᓂᖅ ᐅᑎᖃᑕᖅᑐᓂᑦ

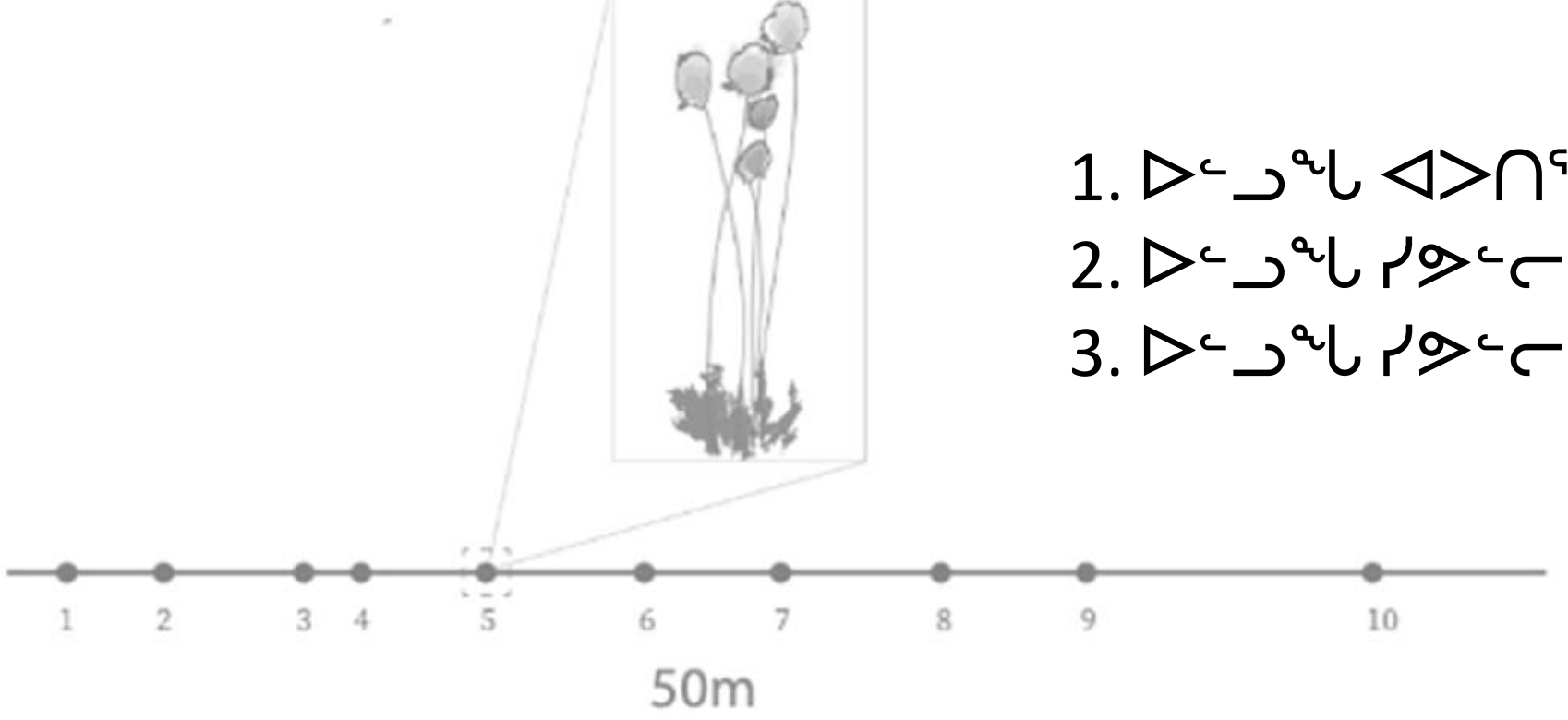
1
2
3
4
5
6
7
8
9
10
50m

ᐳᔪᐃᑦ ᐱᕈᖅᑐᑦ

1. ᐅᓪᓗᖓ ᐊᐳᑎᖃᕈᓐᓃᕐᓂᖓ
2. ᐅᓪᓗᖓ ᓯᕗᓪᓕᖅᐹᒥᑦ ᓴᖅᑭᖅᑐᑦ ᐱᖁᖅᓯᐊᑦ
3. ᐅᓪᓗᖓ ᓯᕗᓪᓕᖅᐹᒥᑦ ᐱᕈᕈᓇᐅᑏᑦ ᑕᑯᔅᓴᐅᔪᑦ (ᖁᓯᖅᑐᑦ ᐱᕈᖅᑐᓕᐅᕈᑎᖓ)

ᐱᑕᖃᕐᓂᖏᑦ ᖃᓄᐃᓕᖓᓂᖏᑦ

ᒪᐃ ᔫᓂ ᔪᓚᐃ ᐋᒌᓯ

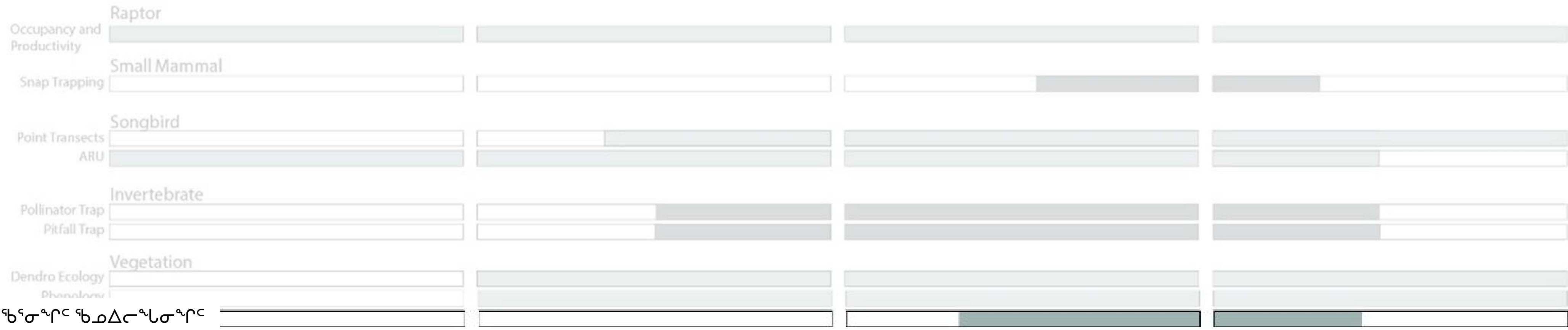

ᐱᑕᖃᕐᓂᖏᑦ ᖃᓄᐃᓕᖓᓂᖏᑦ

ᐱᑕᖃᕐᓂᖏᑦ ᖃᓄᐃᓕᖓᓂᖏᑦ

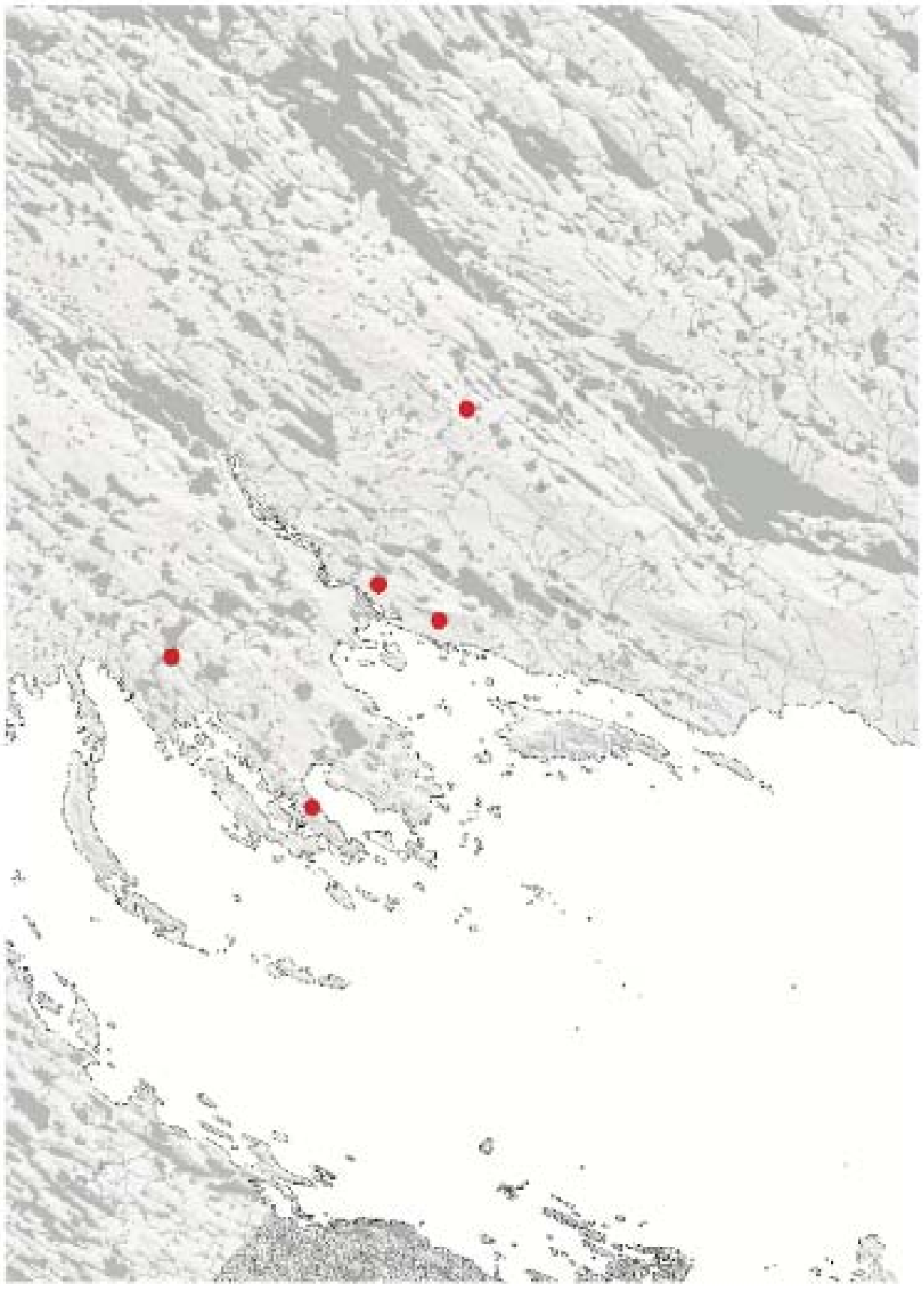

ᐯᐱᕈᖅᑐᓂᑦ ᖃᐅᔨᓴᕐᕕᒃ

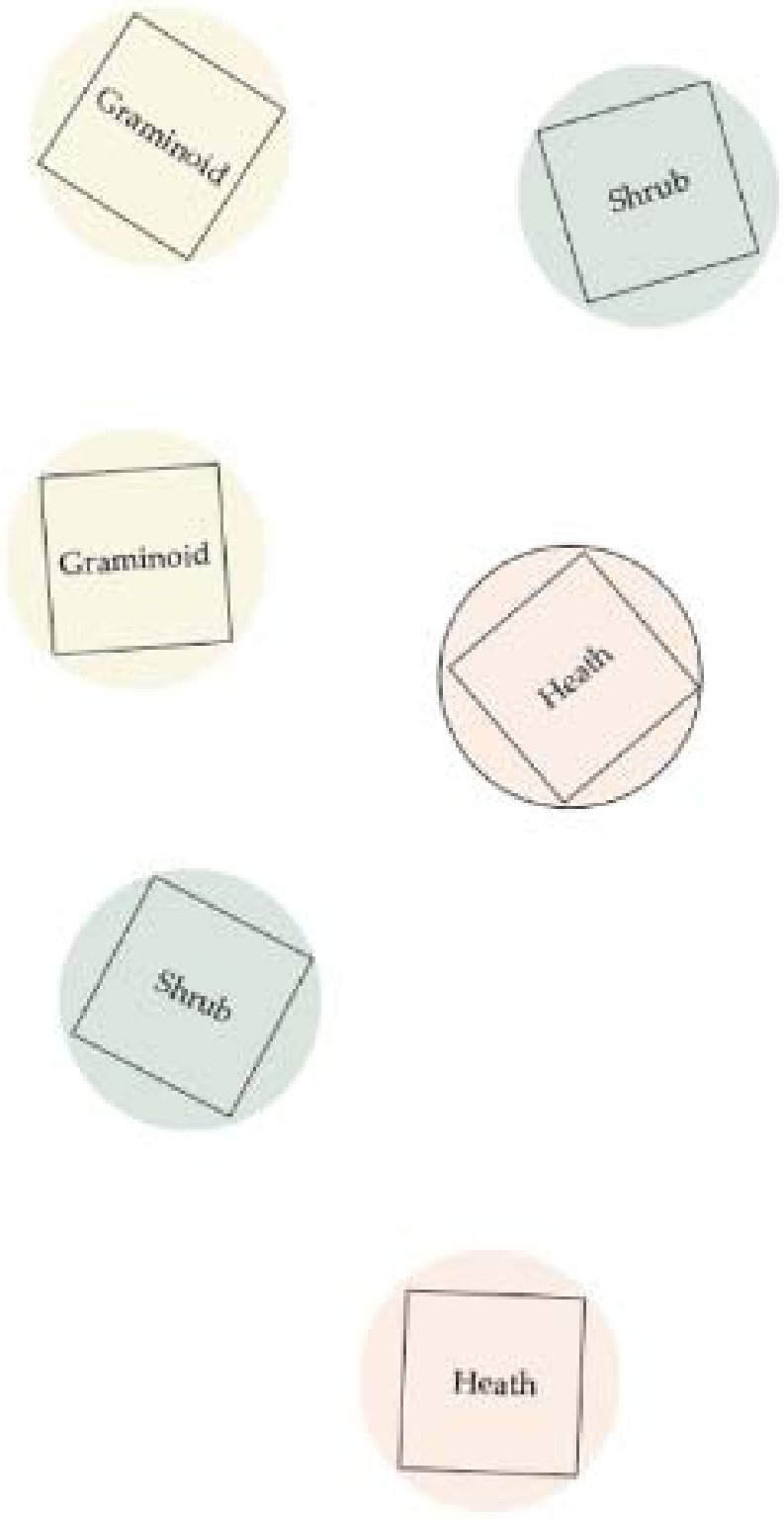
Graminoid
Shrub
Graminoid
Heath
Shrub
Heath

ᓄᕗᓕ ᖃᐅᔨᓴᕐᕕᐅᔪᑦ

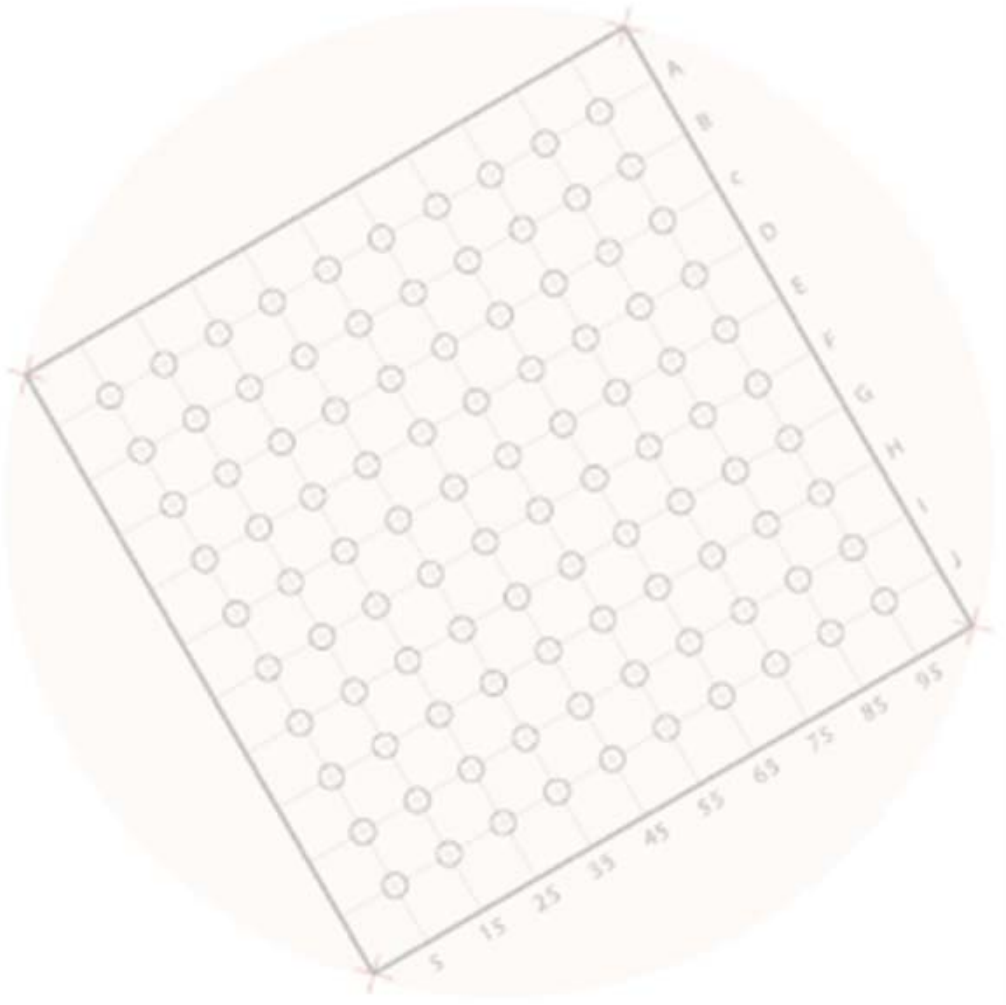
A
B
C
D
E
F
G
H
I
J
5
15
25
35
45
55
65
75
85
95

ᐱᑕᖃᕐᓂᖏᑦ ᖃᓄᐃᓕᖓᓂᖏᑦ

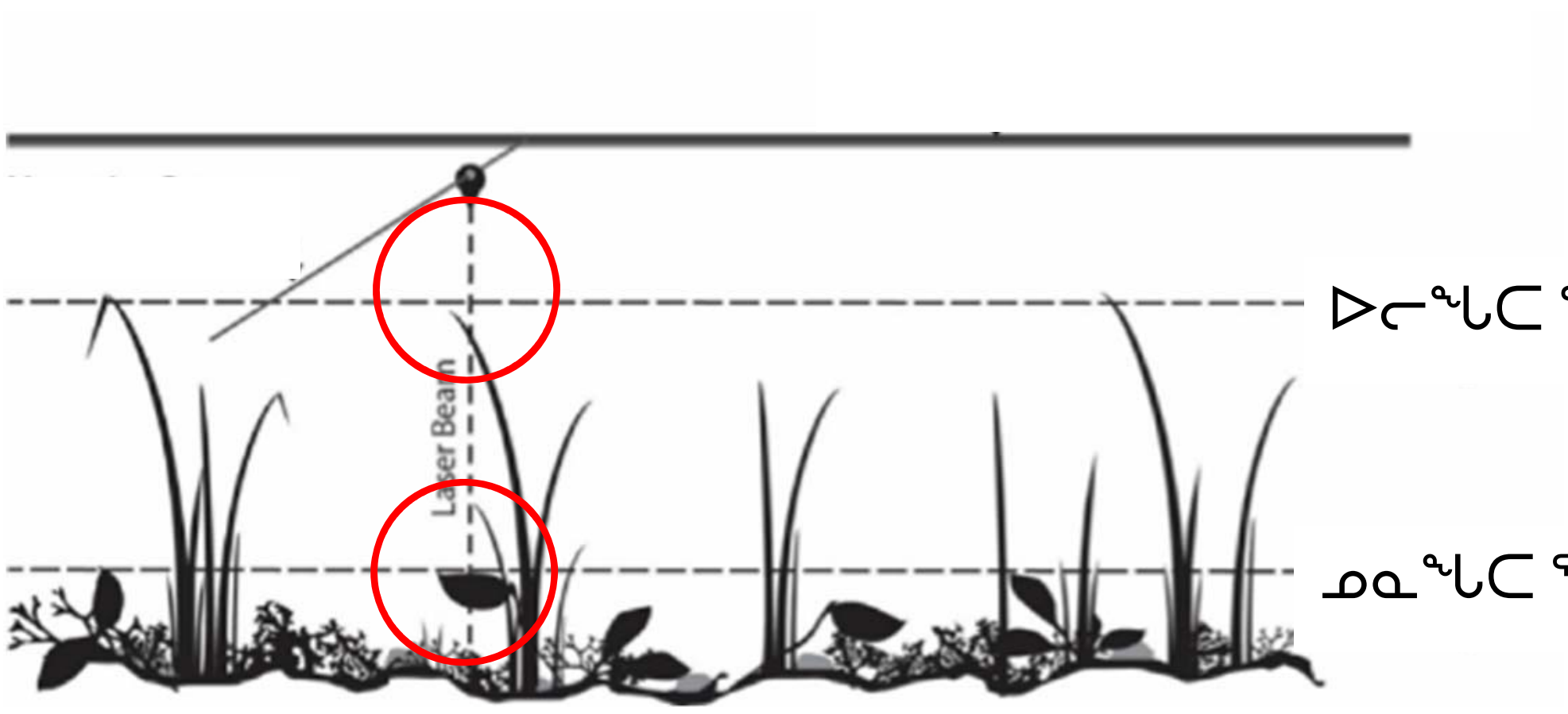

ᐅᓕᖕᒪᑕ ᖁᓕᖕᒪ

ᓄᓇᖕᒪᑕ ᖁᓕᖕᒪ

ᓄᕗᓕ ᖃᐅᔨᓴᖅᕕᐅᔪᑦ

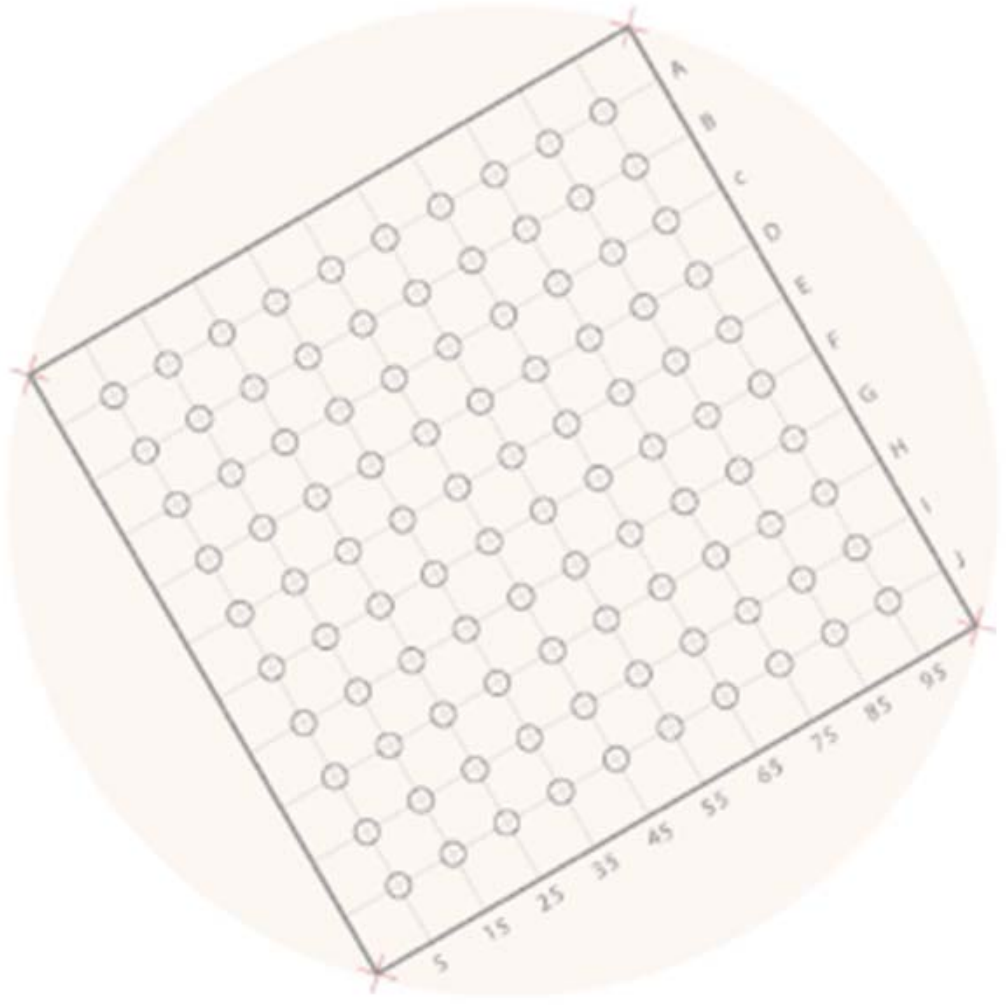
A
B
C
D
E
F
G
H
I
J
5
15
25
35
45
55
65
75
85
95

ᐱᑕᖃᕐᓂᖏᑦ ᖃᓄᐃᓕᖓᓂᖏᑦ

ᓄᓇᖓᑕ ᖁᓕᖓ

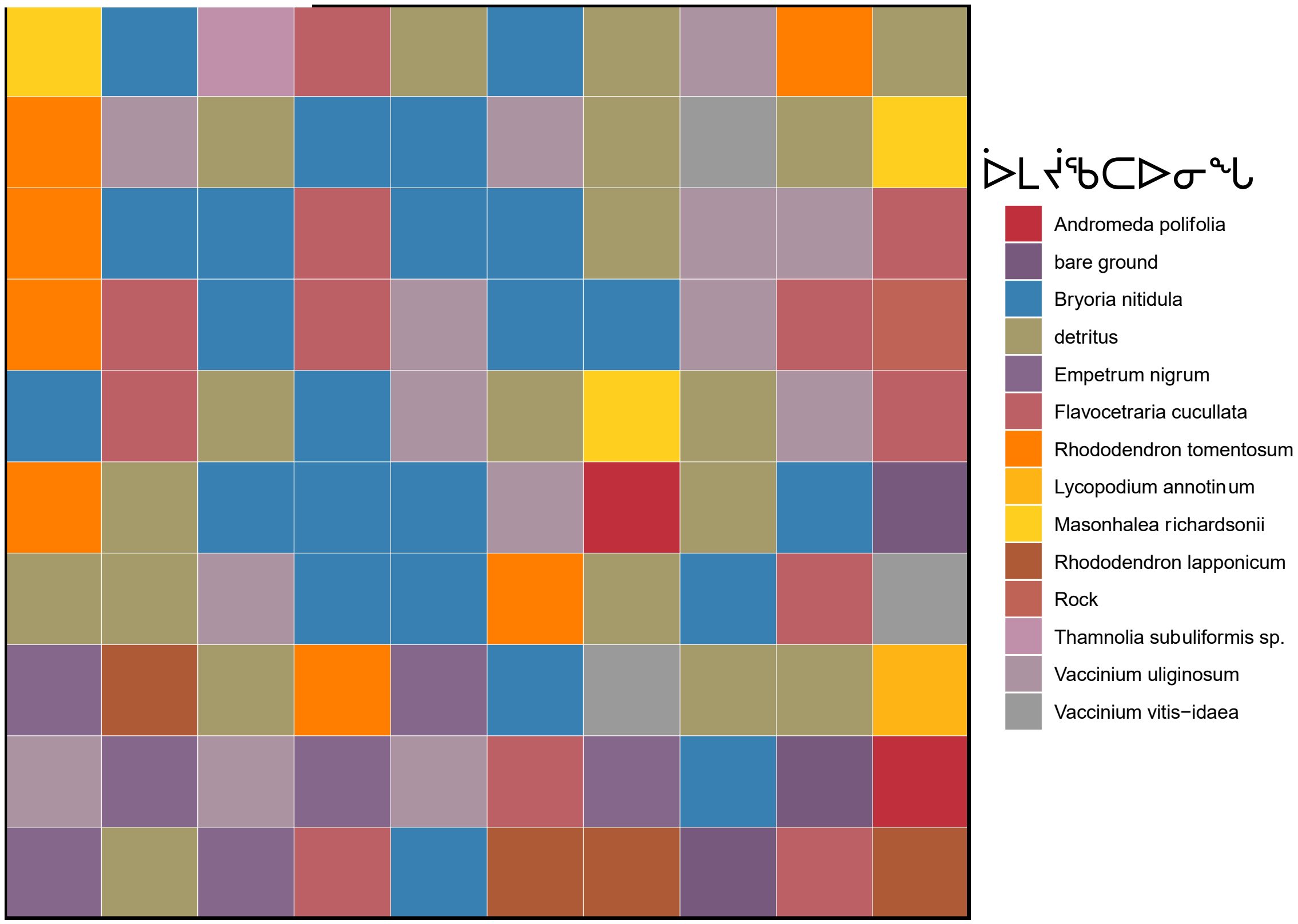

ᐆᒪᔫᖃᑕᐅᓂᖓ

- Andromeda polifolia
- bare ground
- Bryoria nitidula
- detritus
- Empetrum nigrum
- Flavocetraria cucullata
- Rhododendron tomentosum
- Lycopodium annotinum
- Masonhalea richardsonii
- Rhododendron lapponicum
- Rock
- Thamnolia subuliformis sp.
- Vaccinium uliginosum
- Vaccinium vitis−idaea

ᓄᕗᓕ ᖃᐅᔨᓴᕐᕕᐅᔪᑦ

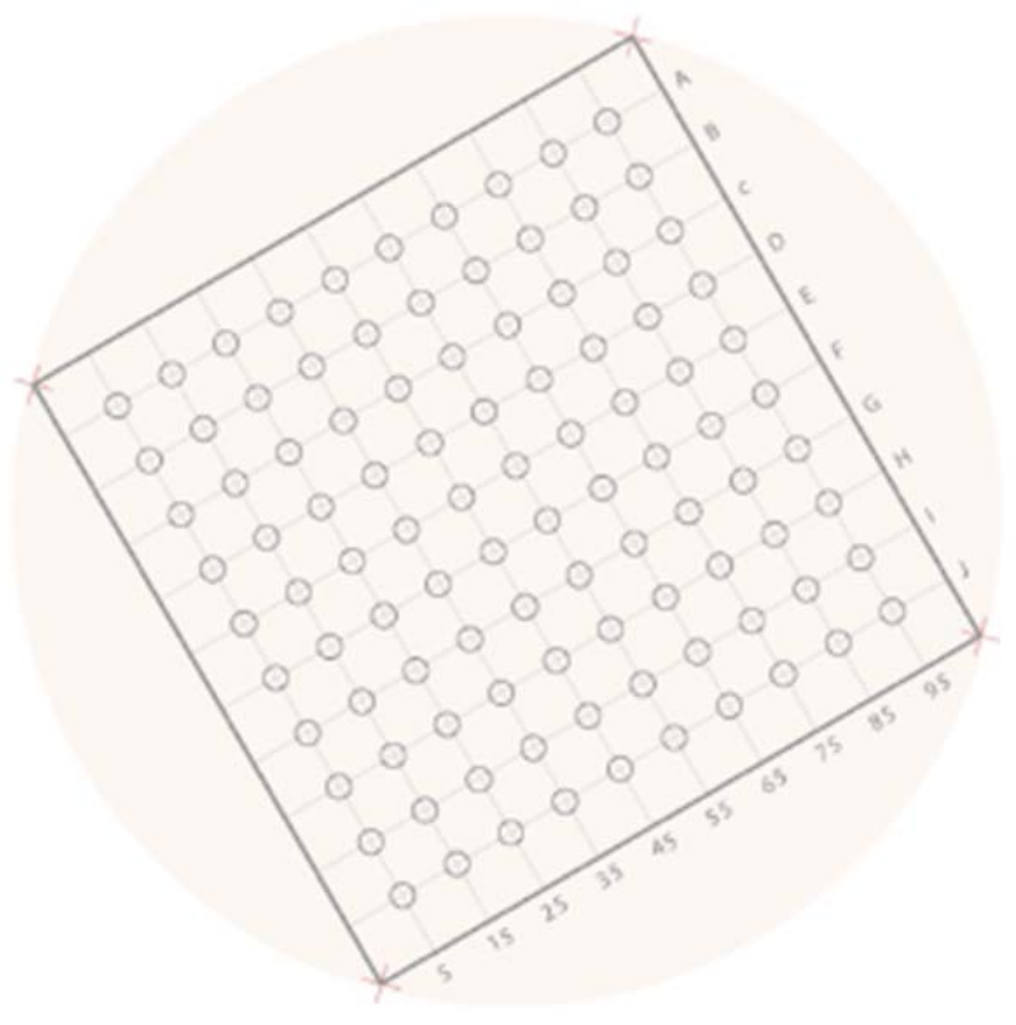

ᐱᑕᖃᕐᓂᖏᑦ ᖃᓄᐃᓕᖓᓂᖏᑦ

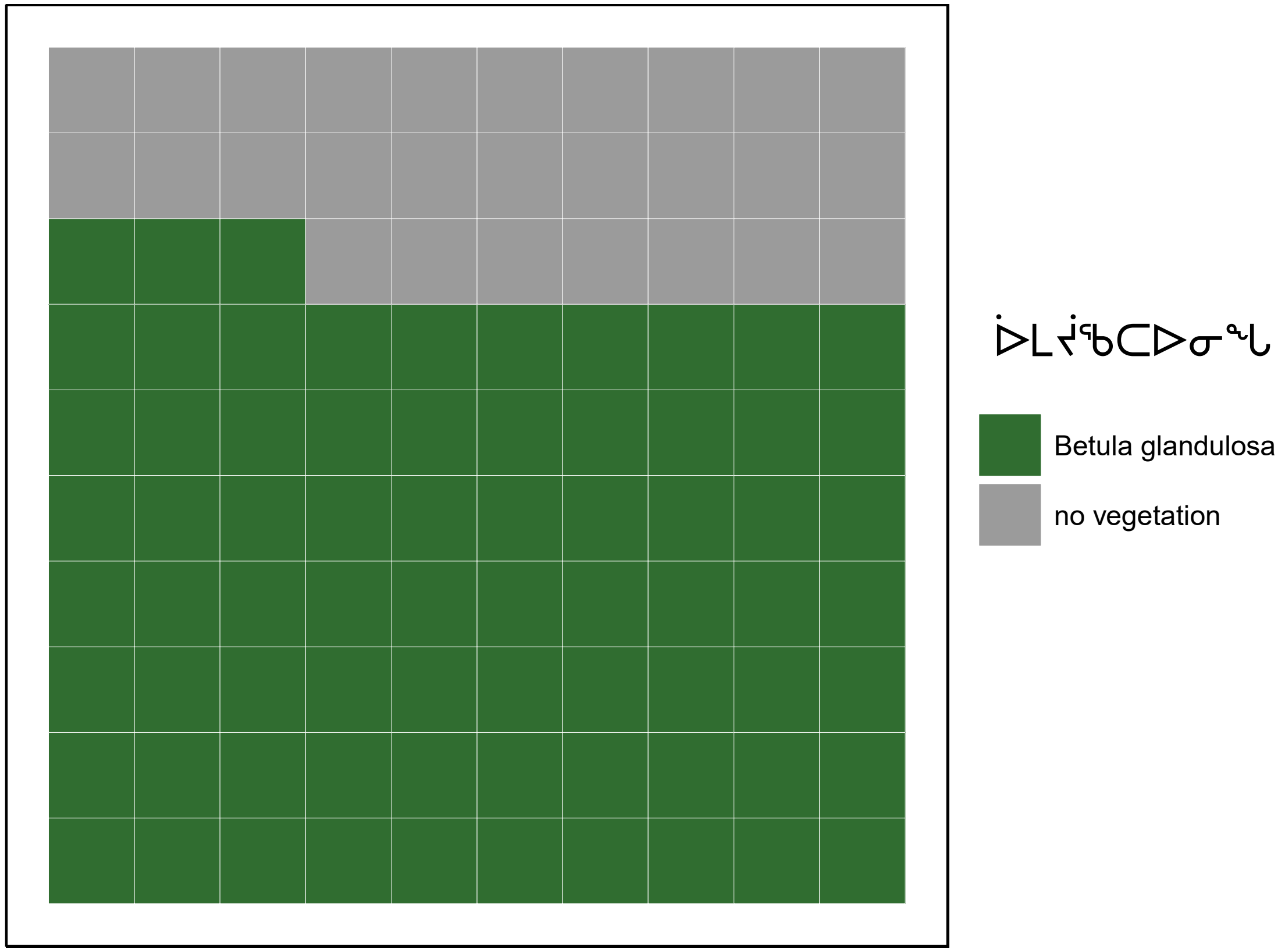

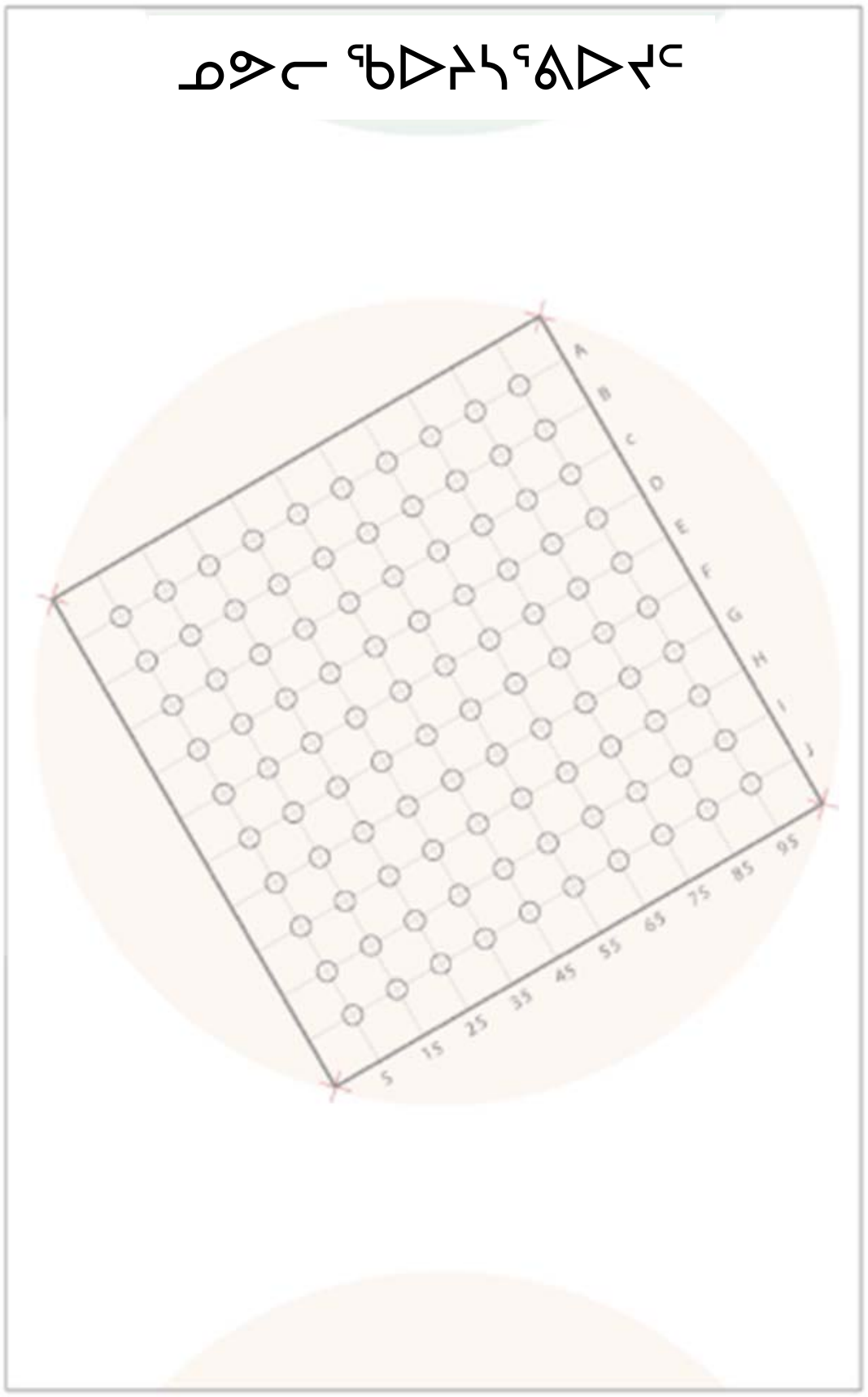
ᓄᓇᓕ ᖃᐅᔨᓴᕐᕕᐅᔪᑦ

A
B
C
D
E
F
G
H
I
J
5
15
25
35
45
55
65
75
85
95

ᐱᑕᖃᕐᓂᖏᑦ ᖃᓄᐃᓕᖓᓂᖏᑦ



ᓄᕗᓕ ᖃᐅᔨᓴᖅᕙᐅᔪᑦ

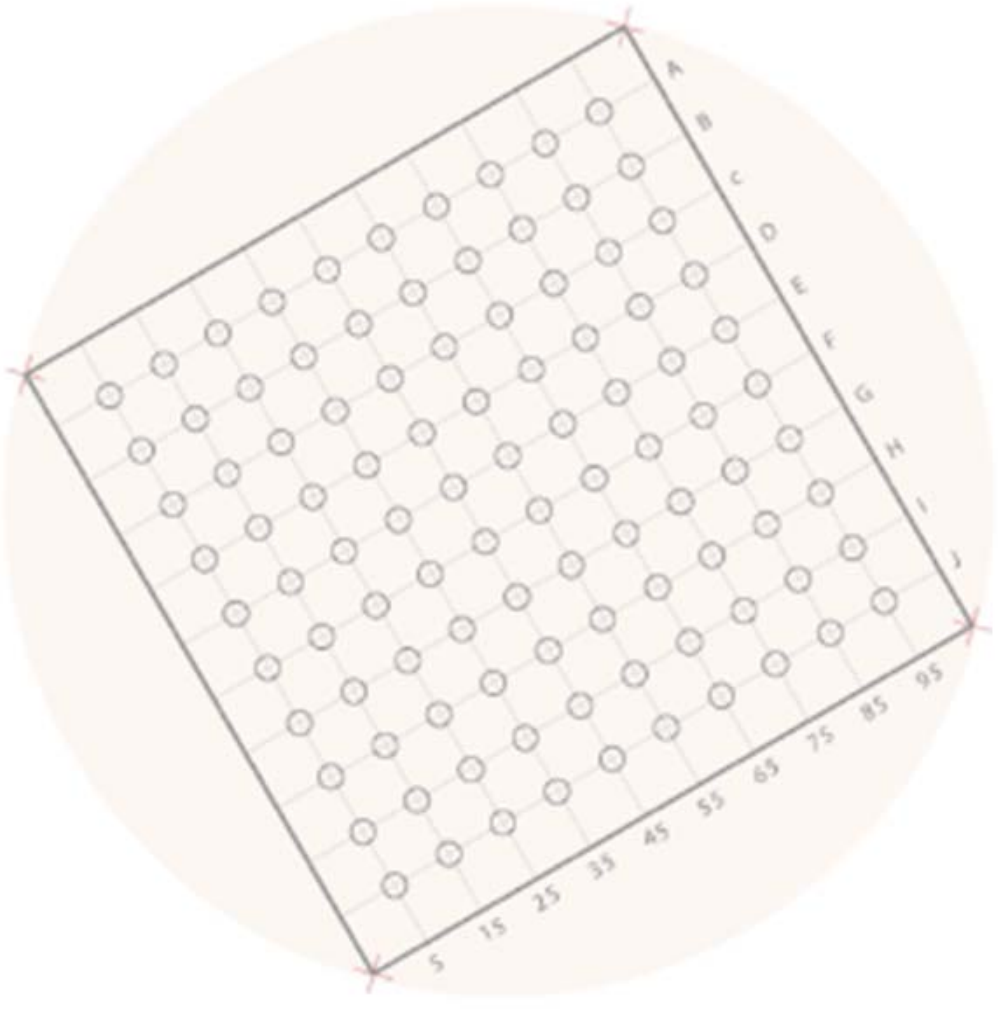
A
B
C
D
E
F
G
H
I
J
5
15
25
35
45
55
65
75
85
95

ᐃᔪᑦᑲᖅᑐᓄᑦ ᐅᓂᒃᑳᑦ

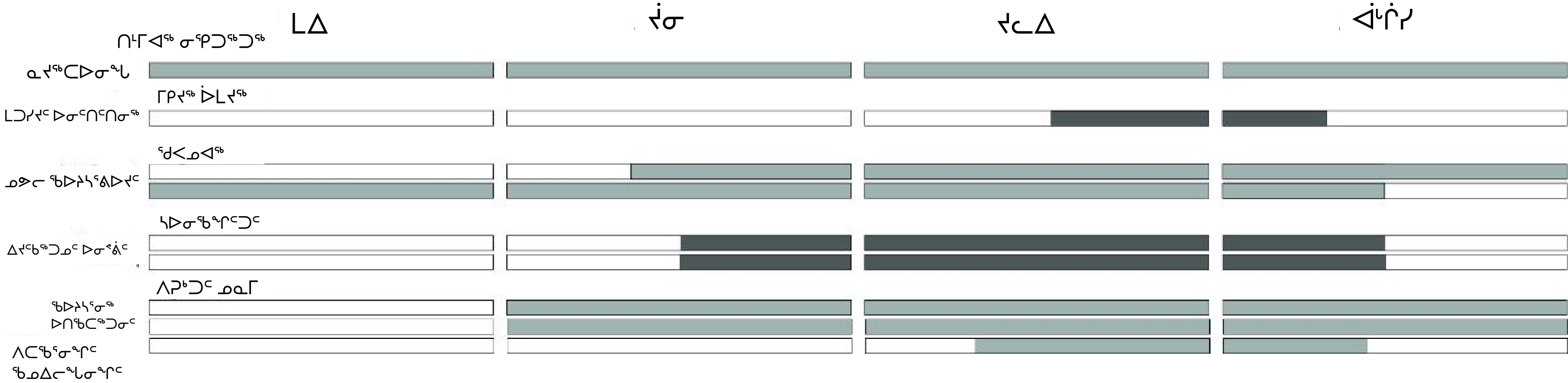

ᐃᔪᑦᑲᖅᑐᓄᑦ ᐅᓂᖕᕖᑦ

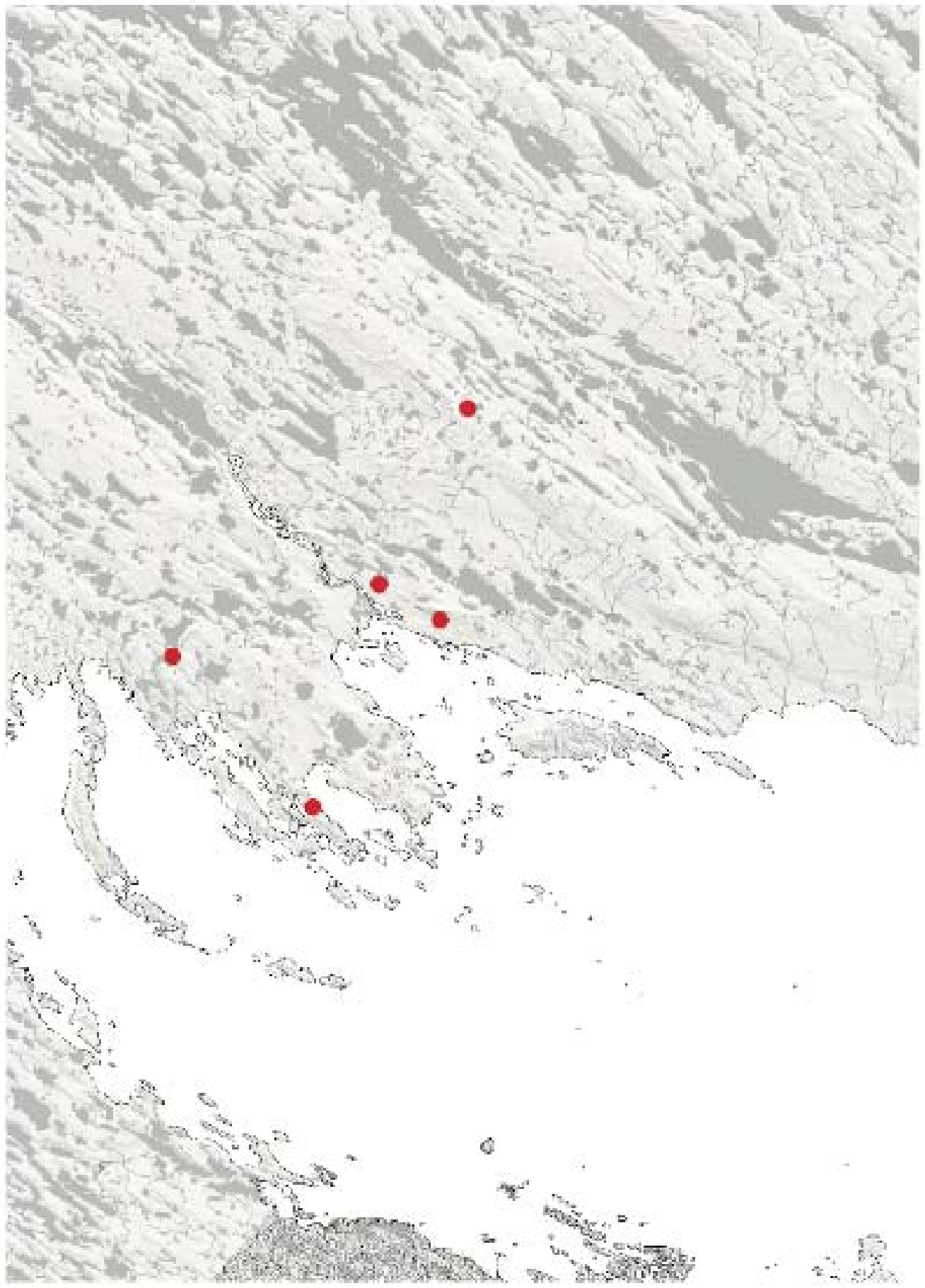

ᐯᐱᑭᖅᑐᓂᑦ ᖃᐅᔨᓴᕐᕕᒃ

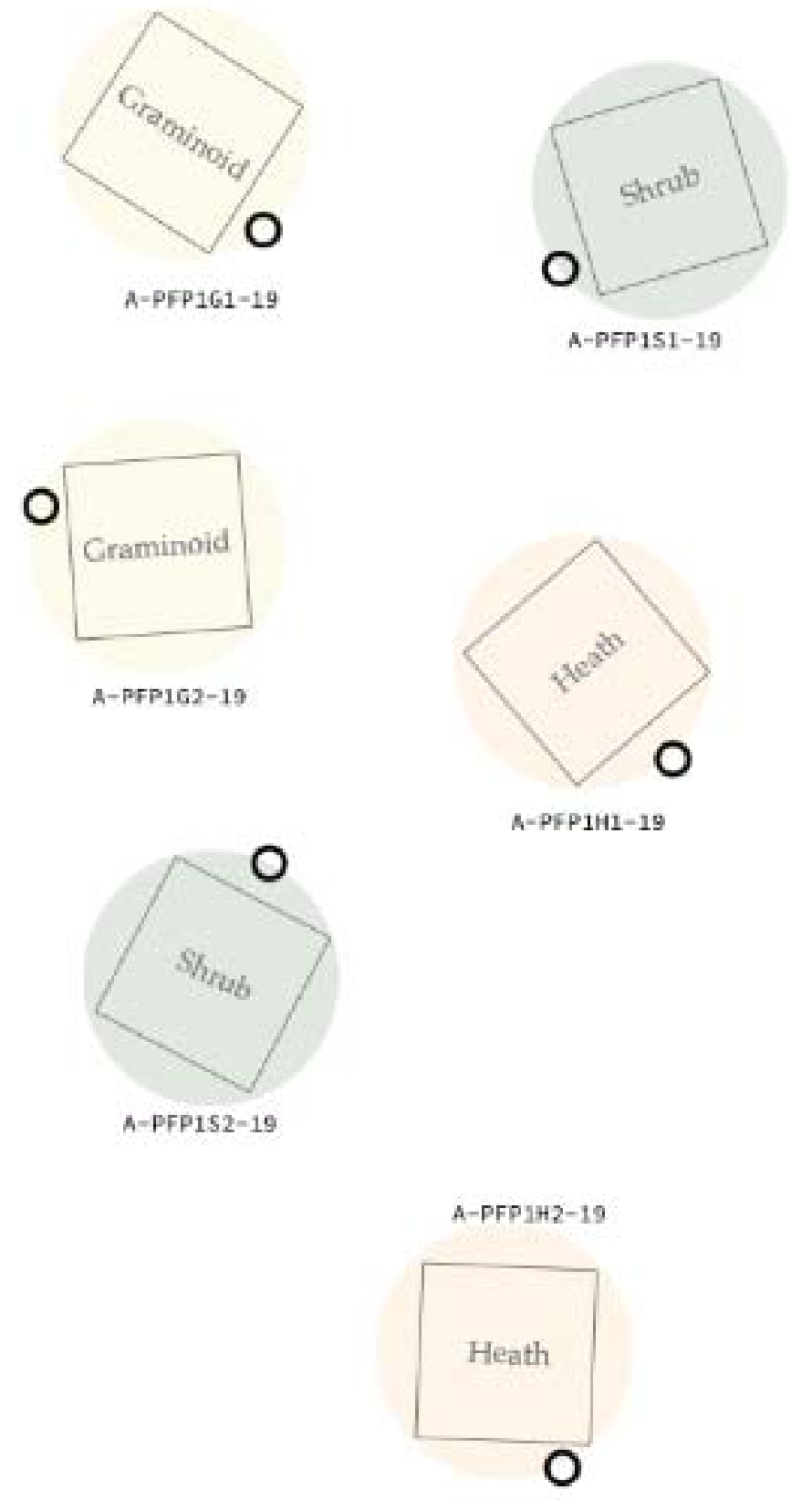
Graminoid
A-PFP1G1-19
Shrub
A-PFP1S1-19
Graminoid
A-PFP1G2-19
Heath
A-PFP1H1-19
Shrub
A-PFP1S2-19
A-PFP1H2-19
Heath

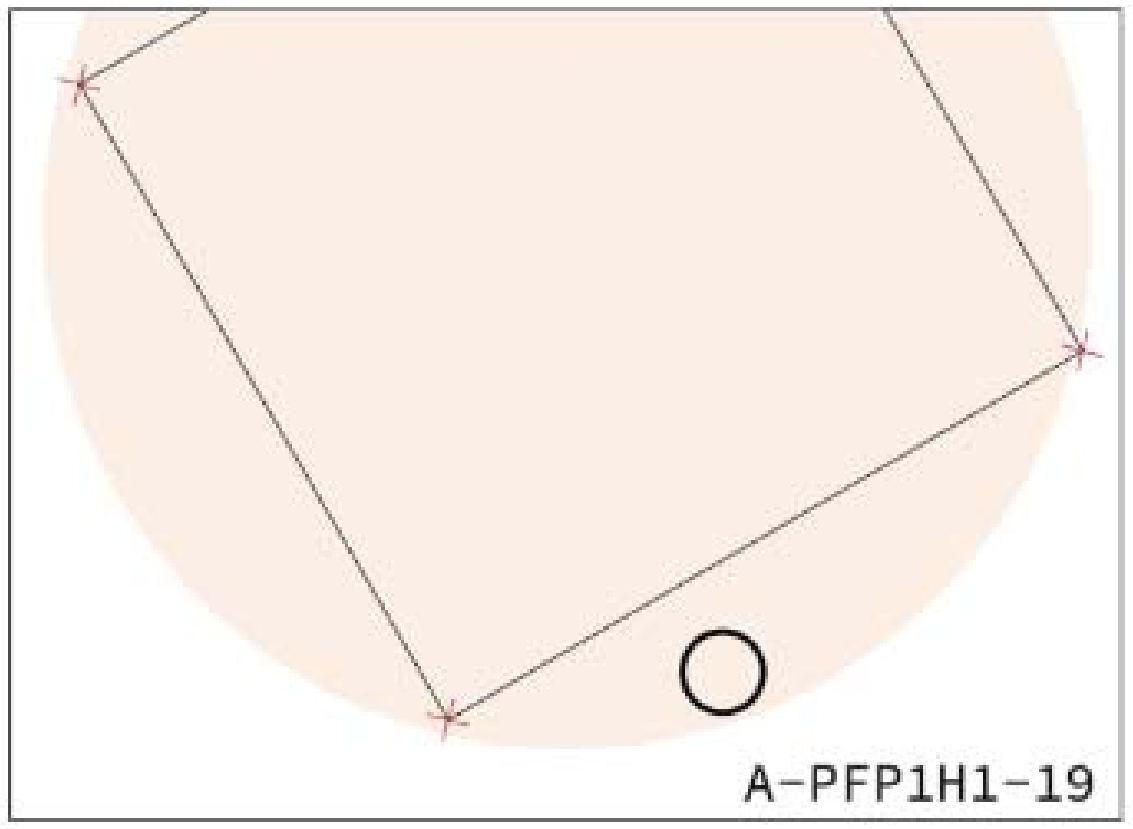



ᒥᑭᔪᖅ ᐆᒪᔪᖅ

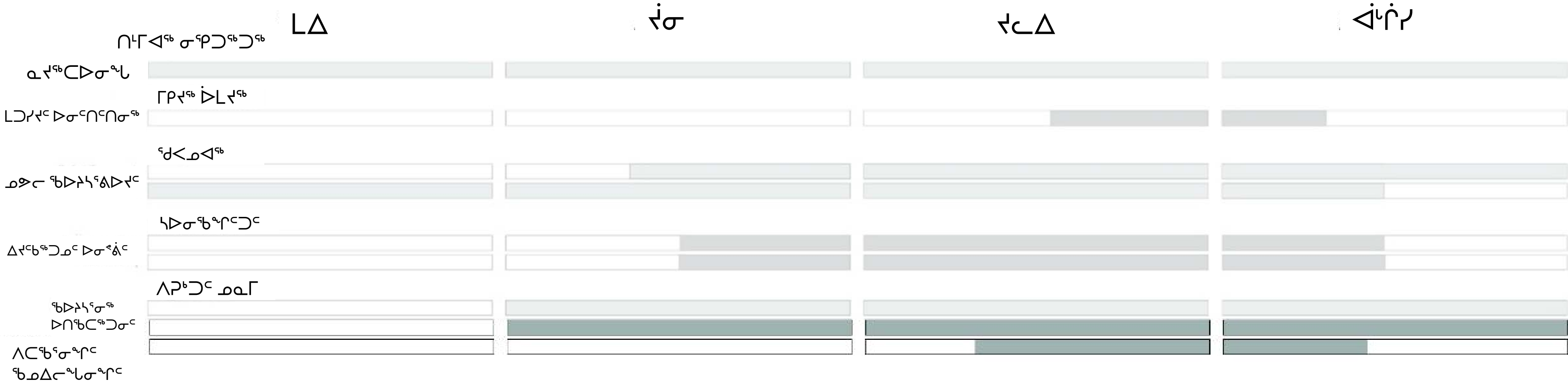
ᑎᒻᒥᐊᖅ ᓂᕿᑐᖅᑐᖅ
ᒪᐃ
ᔫᓂ
ᔪᓚᐃ
ᐋᒡᒌᓯ
ᓇᔪᖅᑕᐅᓂᖓ
ᒥᑭᔪᖅ ᐆᒪᔪᖅ
ᒪᑐᓯᔪᑦ ᐅᓂᑦᑎᑦᑎᓂᖅ
ᖁᐸᓄᐊᖅ
ᓄᕗᓕ ᖃᐅᔨᓴᕐᕕᐅᔪᑦ
ᓴᐅᓂᖃᖏᑦᑐᑦ
ᐃᔪᑦᑲᖅᑐᓄᑦ ᐅᓂᕐᕖᑦ
ᐱᕈᒃᑐᑦ ᓄᓇᒥ
ᖃᐅᔨᓴᕐᓂᖅ
ᐅᑎᖃᑕᖅᑐᓂᑦ
ᐱᑕᖃᕐᓂᖏᑦ
ᖃᓄᐃᓕᖓᓂᖏᑦ



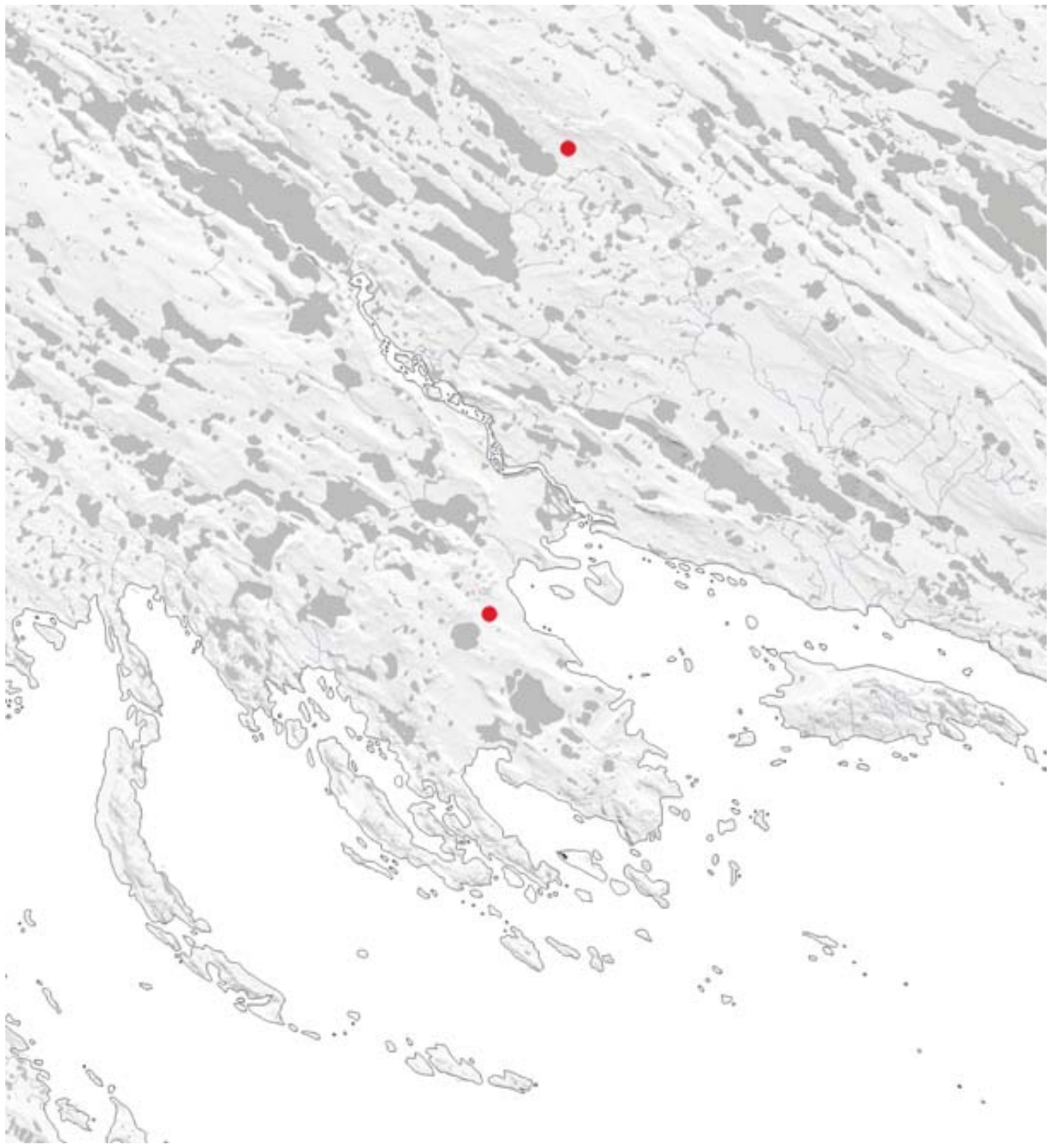


20
19
18
17
16
15
14
13
12
11
10
9
8
7
6
5
4
3
2
1
A
B
C
D
ᐸᓂᖅᑐᖅ
300m
ᖃᐅᓯᖅ


15
14
13
15m

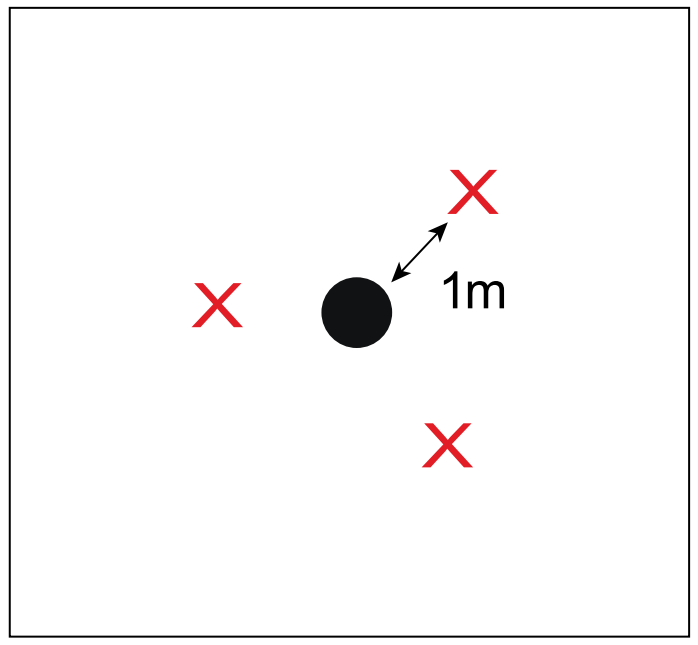
1m

ᖁᐸᓄᐊᖅ

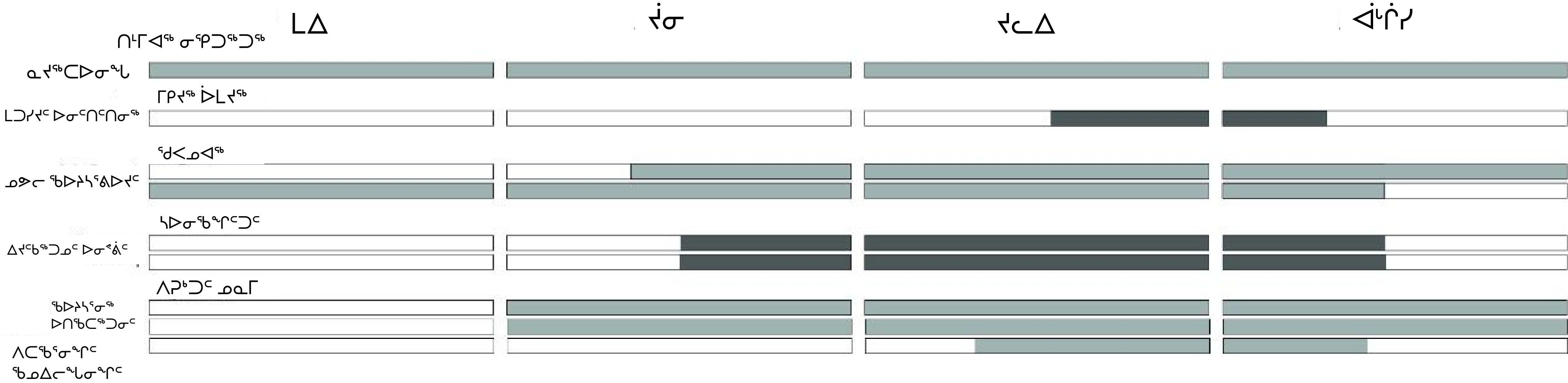
ᒪᐃ
ᔫᓂ
ᔪᓚᐃ
ᐋᒡᒌᓯ
ᑎᒻᒥᐊᖅ ᓂᕿᑐᖅᑐᖅ
ᓇᔪᖅᑕᐅᓂᖓ
ᒥᑭᔪᖅ ᐆᒪᔪᖅ
ᒪᑐᓯᔪᑦ ᐅᓂᑦᑎᑦᑎᓂᖅ
ᖁᐸᓄᐊᖅ
ᓄᕗᓚ ᖃᐅᔨᓴᖅᕕᐅᔪᑦ
ᓴᐅᓂᖃᖏᑦᑐᑦ
ᐃᔪᑦᑲᖅᑐᓄᑦ ᐅᓂᕐᓈᑦ
ᐱᕈᒃᑐᑦ ᓄᓇᒥ
ᖃᐅᔨᓴᕐᓂᖅ
ᐅᑎᖃᑕᖅᑐᓂᑦ
ᐱᑕᖃᕐᓂᖏᑦ
ᖃᓄᐃᓕᖓᓂᖏᑦ

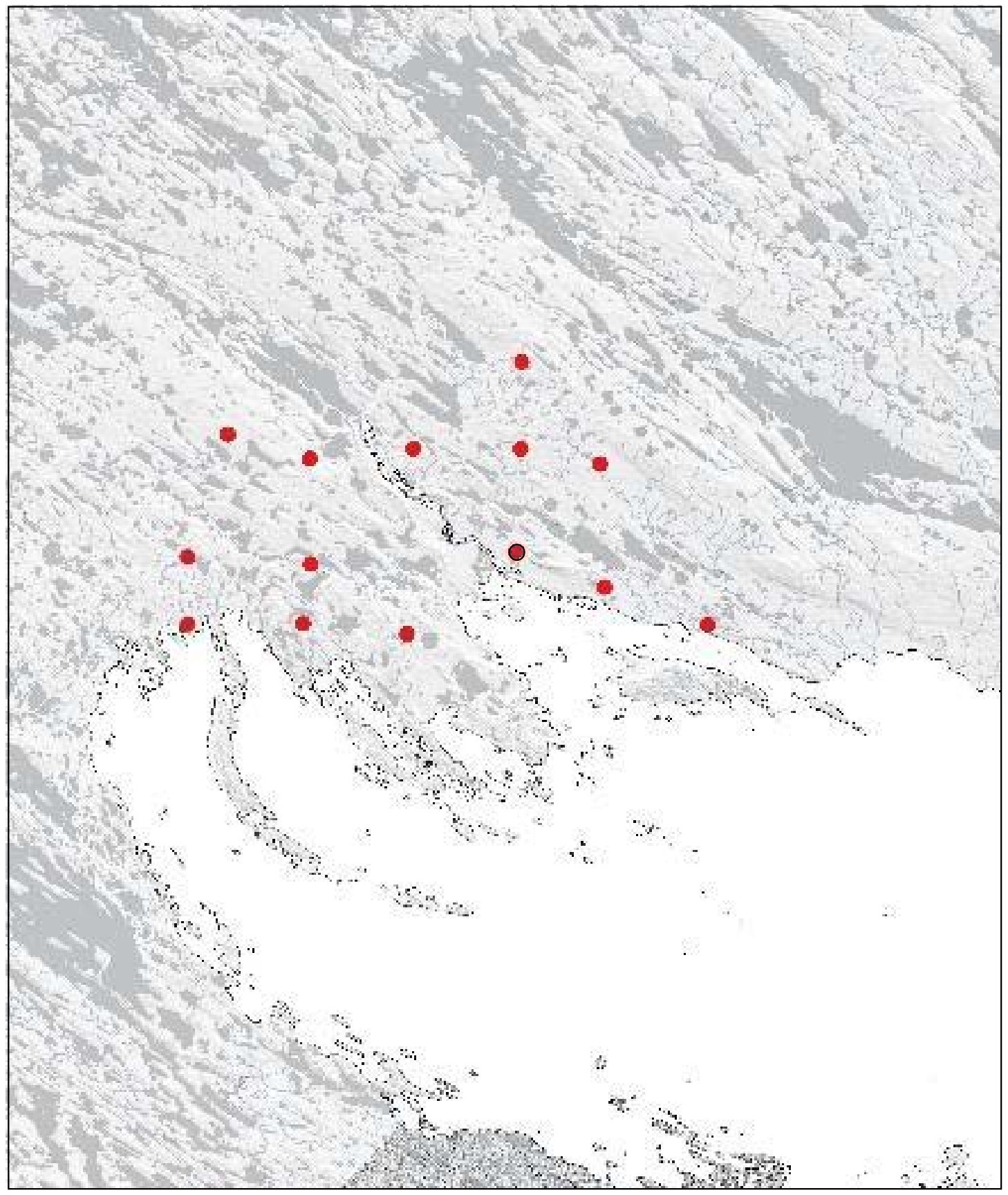

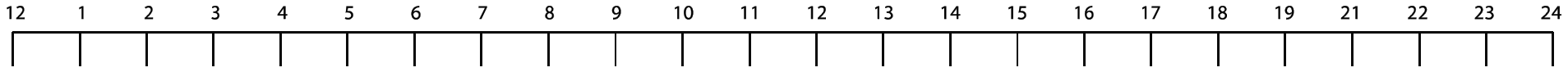
12
1
2
3
4
5
6
7
8
9
10
11
12
13
14
15
16
17
18
19
21
22
23
24

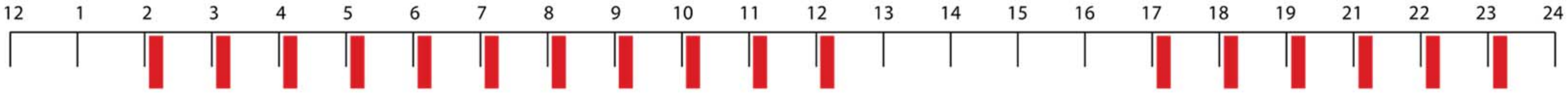
12
1
2
3
4
5
6
7
8
9
10
11
12
13
14
15
16
17
18
19
21
22
23
24

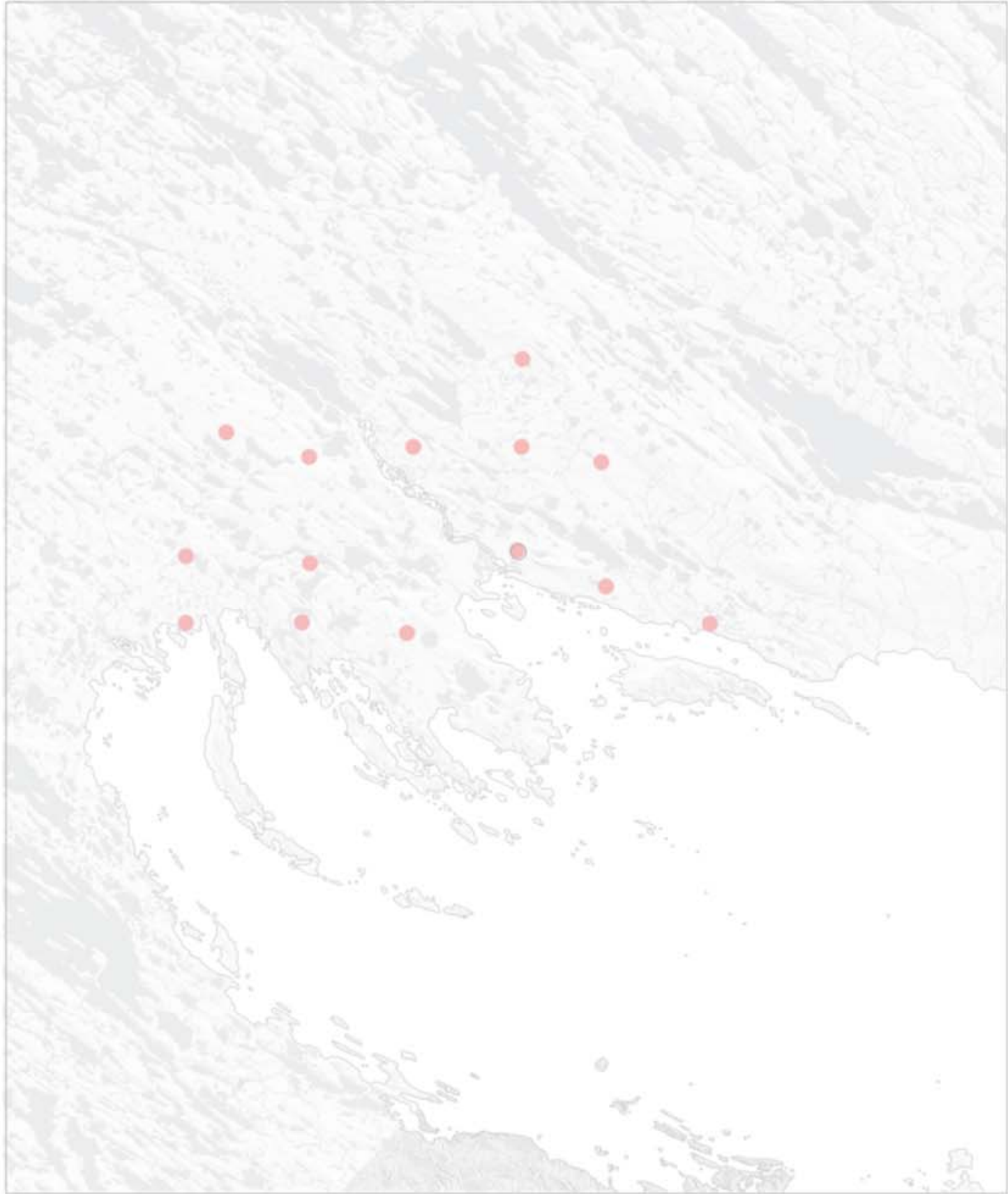





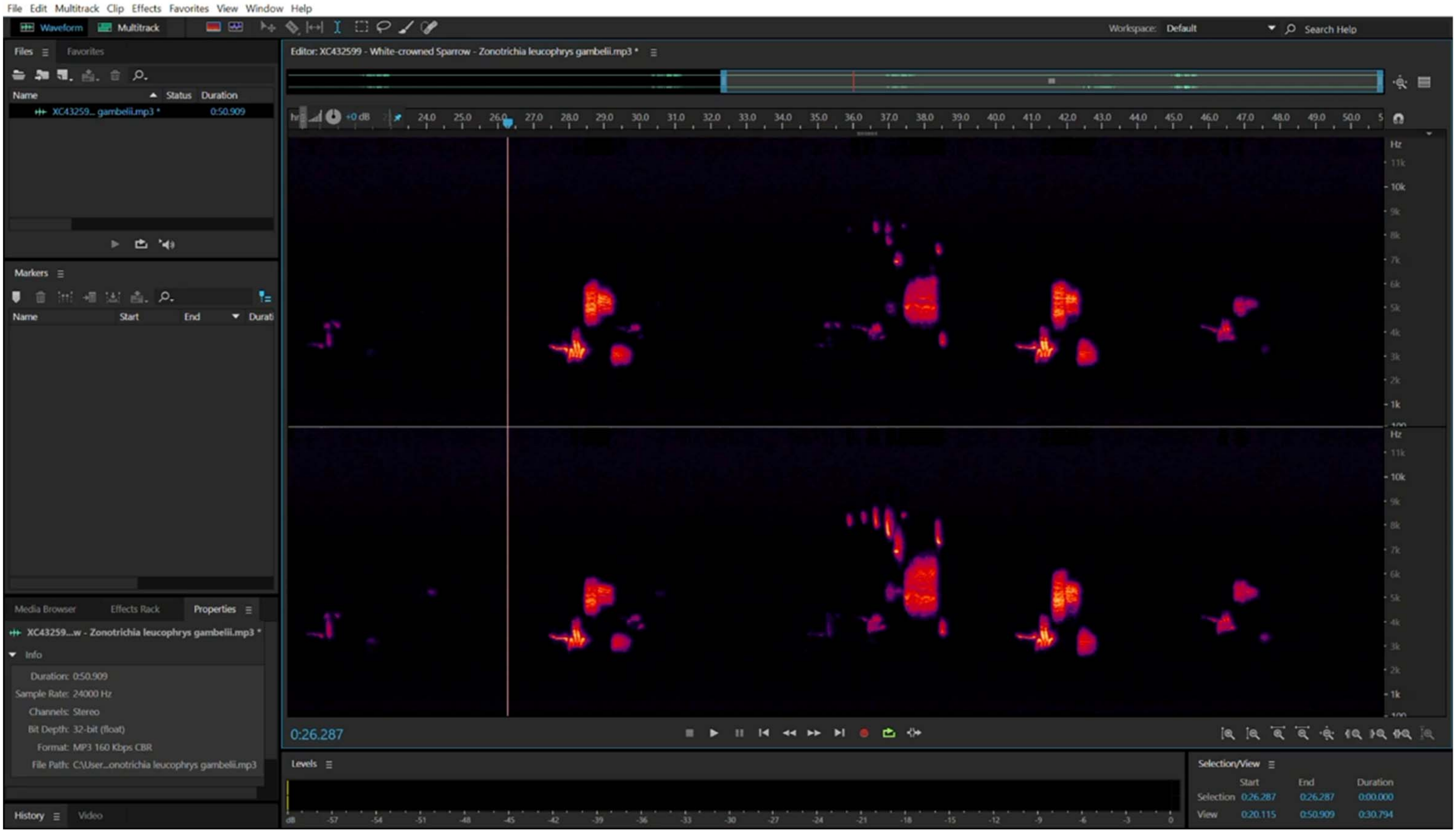
File
Edit
Multitrack
Clip
Effects
Favorites
View
Window
Help
Waveform
Multitrack
Workspace:
Default
Search Help
Files
Favorites
Name
Status
Duration
Markers
Name
Start
End
Durati
Media Browser
Effects Rack
Properties
History
Video
Levels
+0 dB
24.0
25.0
26.0
27.0
28.0
29.0
30.0
31.0
32.0
33.0
34.0
35.0
36.0
37.0
38.0
39.0
40.0
41.0
42.0
43.0
44.0
45.0
46.0
47.0
48.0
49.0
50.0
Hz
11k
10k
9k
8k
7k
6k
5k
4k
3k
2k
1k
dB
-57
-54
-51
-48
-45
-42
-39
-36
-33
-30
-27
-24
-21
-18
-15
-12
-9
-6
-3
0

Editor: XC432599 - White-crowned Sparrow - Zonotrichia leucophrys gambelii.mp3 *

XC43259... gambelii.mp3 * 0:50.909

0:26.287

XC43259...w - Zonotrichia leucophrys gambelii.mp3 *

Info

Duration: 0:50.909
Sample Rate: 24000 Hz
Channels: Stereo
Bit Depth: 32-bit (float)
Format: MP3 160 Kbps CBR
File Path: C:\User...onotrichia leucophrys gambelii.mp3

Selection/View

	Start	End	Duration
Selection	0:26.287	0:26.287	0:00.000
View	0:20.115	0:50.909	0:30.794

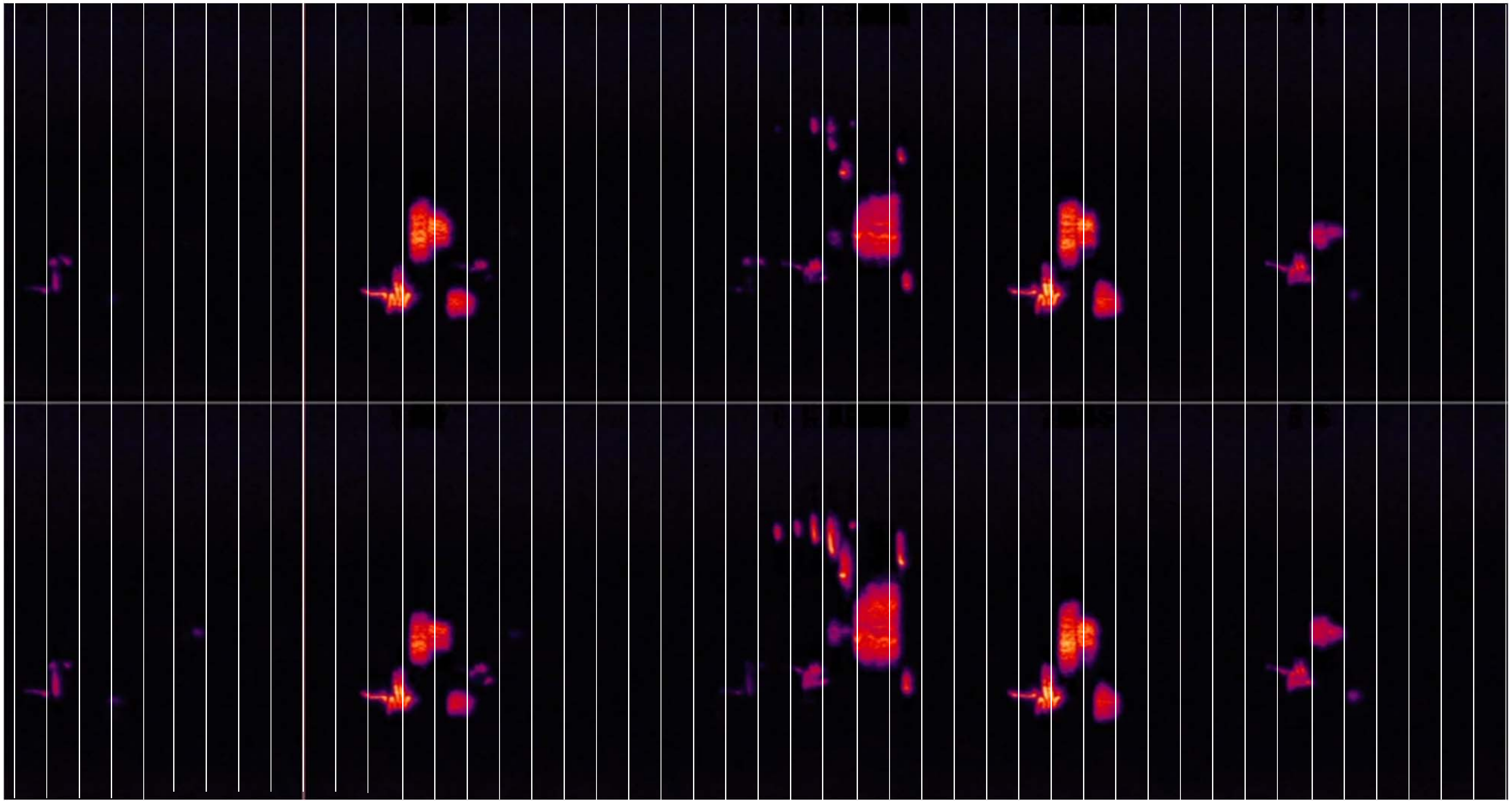

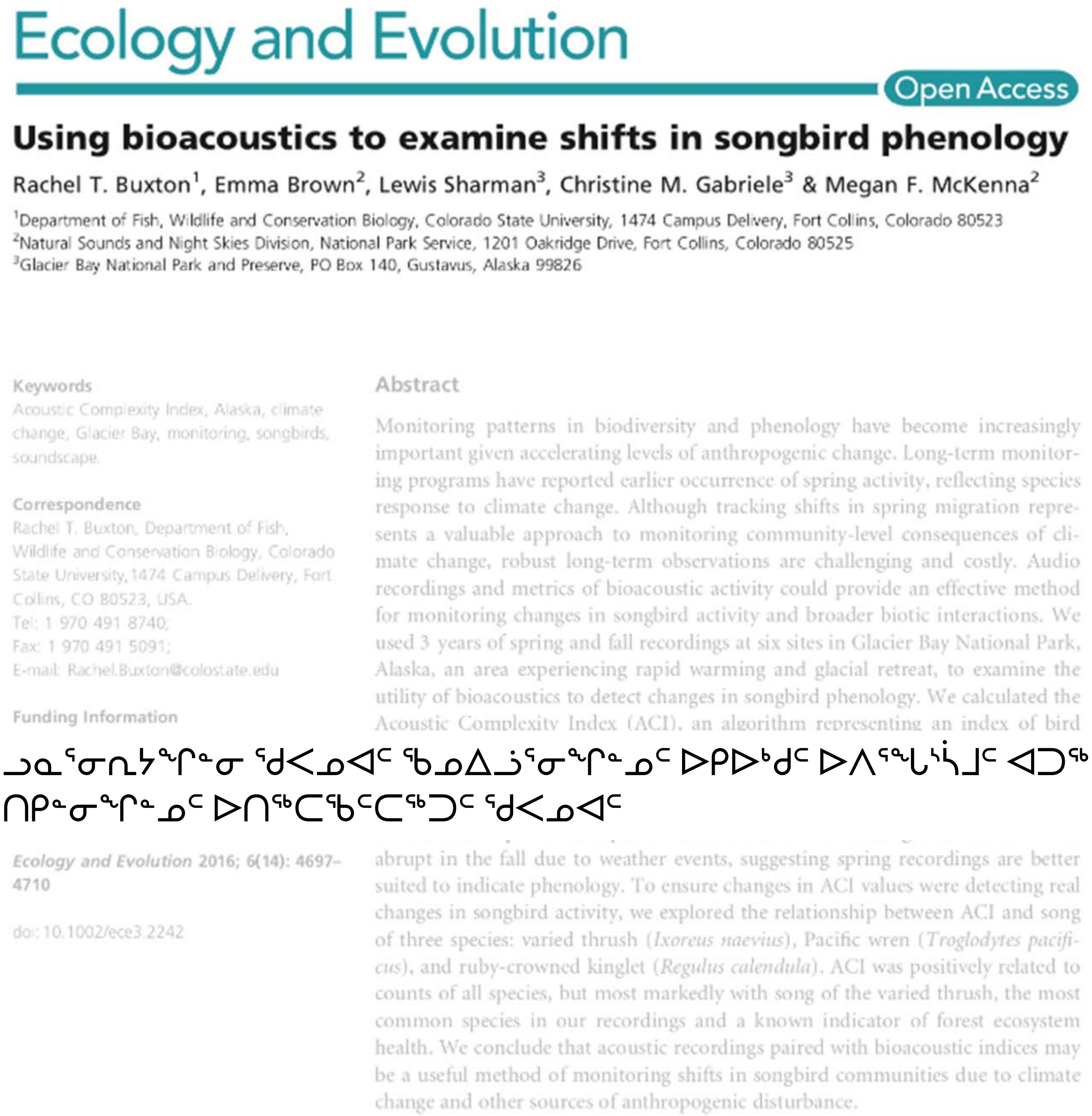

Ecology and Evolution

Open Access

Using bioacoustics to examine shifts in songbird phenology

Rachel T. Buxton[1], Emma Brown[2], Lewis Sharman[3], Christine M. Gabriele[3] & Megan F. McKenna[2]

[1]Department of Fish, Wildlife and Conservation Biology, Colorado State University, 1474 Campus Delivery, Fort Collins, Colorado 80523
[2]Natural Sounds and Night Skies Division, National Park Service, 1201 Oakridge Drive, Fort Collins, Colorado 80525
[3]Glacier Bay National Park and Preserve, PO Box 140, Gustavus, Alaska 99826

Keywords
Acoustic Complexity Index, Alaska, climate change, Glacier Bay, monitoring, songbirds, soundscape.

Correspondence
Rachel T. Buxton, Department of Fish, Wildlife and Conservation Biology, Colorado State University, 1474 Campus Delivery, Fort Collins, CO 80523, USA.
Tel: 1 970 491 8740;
Fax: 1 970 491 5091;
E-mail: Rachel.Buxton@colostate.edu

Funding Information

Ecology and Evolution 2016; 6(14): 4697–4710

doi: 10.1002/ece3.2242

Abstract

Monitoring patterns in biodiversity and phenology have become increasingly important given accelerating levels of anthropogenic change. Long-term monitoring programs have reported earlier occurrence of spring activity, reflecting species response to climate change. Although tracking shifts in spring migration represents a valuable approach to monitoring community-level consequences of climate change, robust long-term observations are challenging and costly. Audio recordings and metrics of bioacoustic activity could provide an effective method for monitoring changes in songbird activity and broader biotic interactions. We used 3 years of spring and fall recordings at six sites in Glacier Bay National Park, Alaska, an area experiencing rapid warming and glacial retreat, to examine the utility of bioacoustics to detect changes in songbird phenology. We calculated the Acoustic Complexity Index (ACI), an algorithm representing an index of bird

abrupt in the fall due to weather events, suggesting spring recordings are better suited to indicate phenology. To ensure changes in ACI values were detecting real changes in songbird activity, we explored the relationship between ACI and song of three species: varied thrush (*Ixoreus naevius*), Pacific wren (*Troglodytes pacificus*), and ruby-crowned kinglet (*Regulus calendula*). ACI was positively related to counts of all species, but most markedly with song of the varied thrush, the most common species in our recordings and a known indicator of forest ecosystem health. We conclude that acoustic recordings paired with bioacoustic indices may be a useful method of monitoring shifts in songbird communities due to climate change and other sources of anthropogenic disturbance.

ᐊᓯᔾᔨᑳᓐᓚᑦᑐᑦ ᓇᓗᓇᕐᓂᕆᔭᖏᓐᓂ ᖁᐸᓄᐊᑦ ᖃᓄᐃᓘᕐᓂᖏᓐᓄᑦ ᐅᑭᐅᒃᑯᑦ ᐅᐱᕐᖓᔅᓵᒧᑦ ᐊᑐᖅᑕᐅᓚᐅᖅᑐᑦ
ᖃᐅᔨᔾᔪᑎᐅᓪᓗᑎ ᑎᑭᓐᓂᖏᓐᓄᑦ ᐅᑎᖅᑕᖃᑦᑕᖅᑐᑦ ᖁᐸᓄᐊᑦ

ACI

R1Z7 - 2015

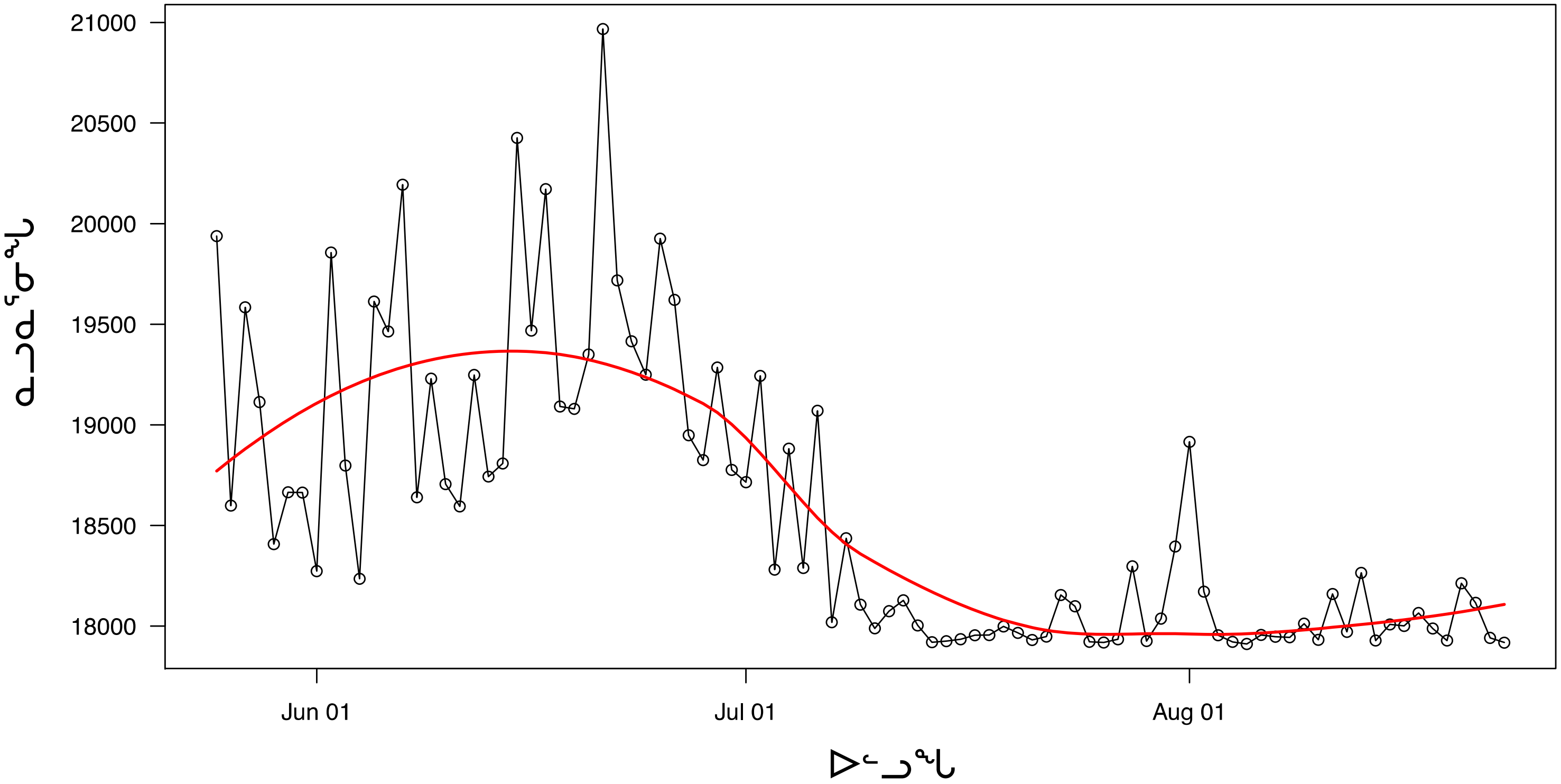

ᑎᒻᒥᐊᖅ ᓂᕿᑐᖅᑐᖅ

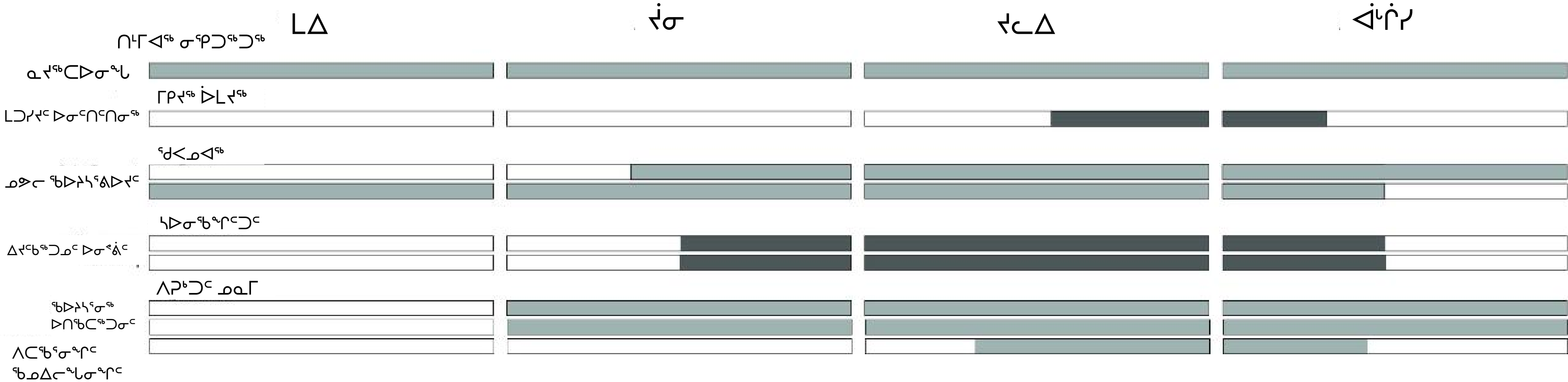


134
103
46
135
117
90
129
136
64
109
115
14
114
139
95
98
116
96
89
110
87
61
113
121
88
79
112
140
131
139
141
1
86
81
63
107
77
94
143
99
67
5
71
37
20
16
153
35
85
106
66
4
8
120
119
59
145
118
100
58
148
34
93
57
32
81
89
47
102
60
22
147
54
104
48
133
29
83
59
78
123
28
149
38
55
10
125
151
15
36
52
49
105
26
127
65
83
126
25
23
24
22
21
101
97
155
19
17
16
70
38
41
40
3
45
130
122
102
75
42
43
44
76
13
12
132
33
68
73
142
64
91
92

Avian top predators

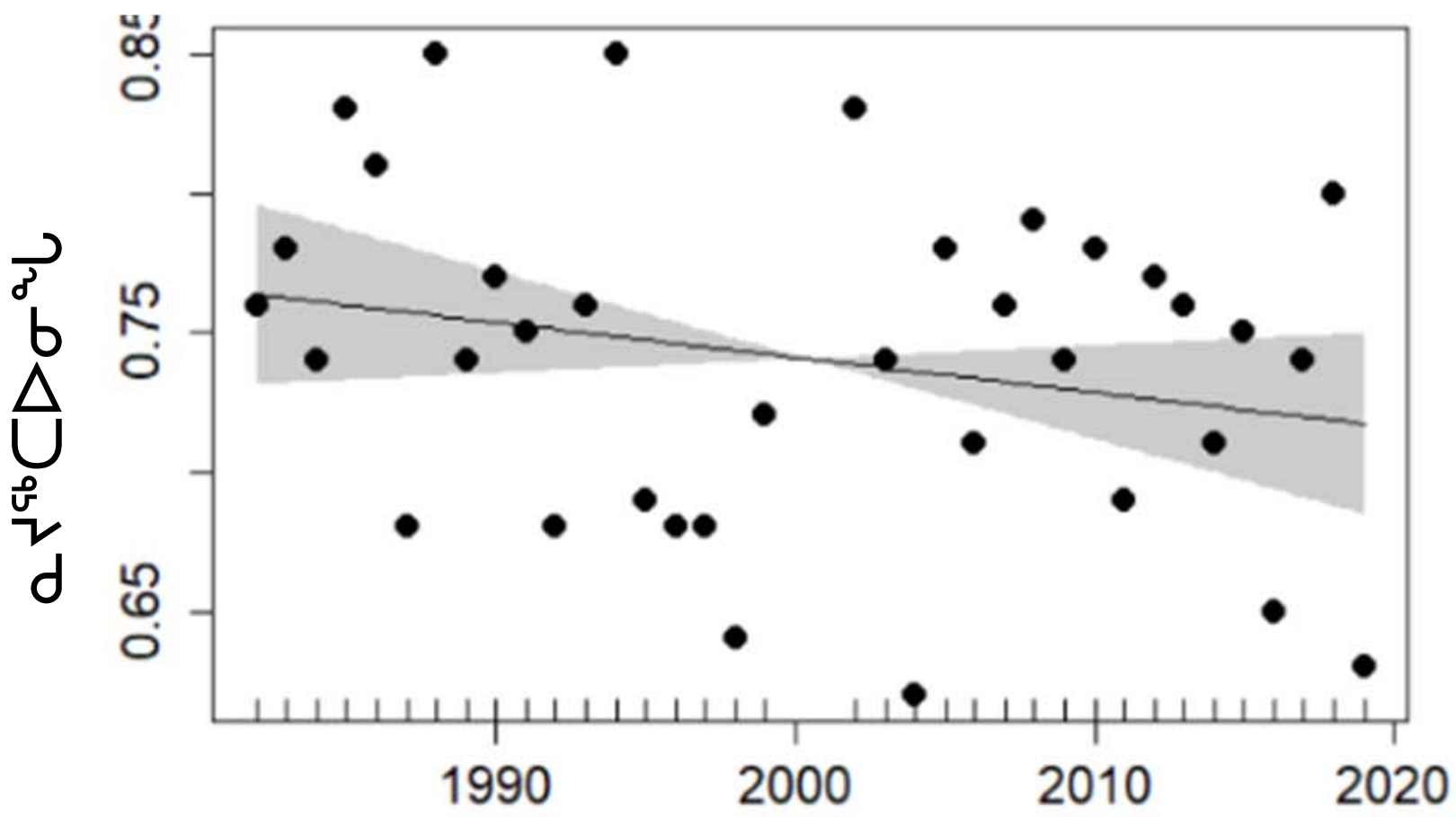

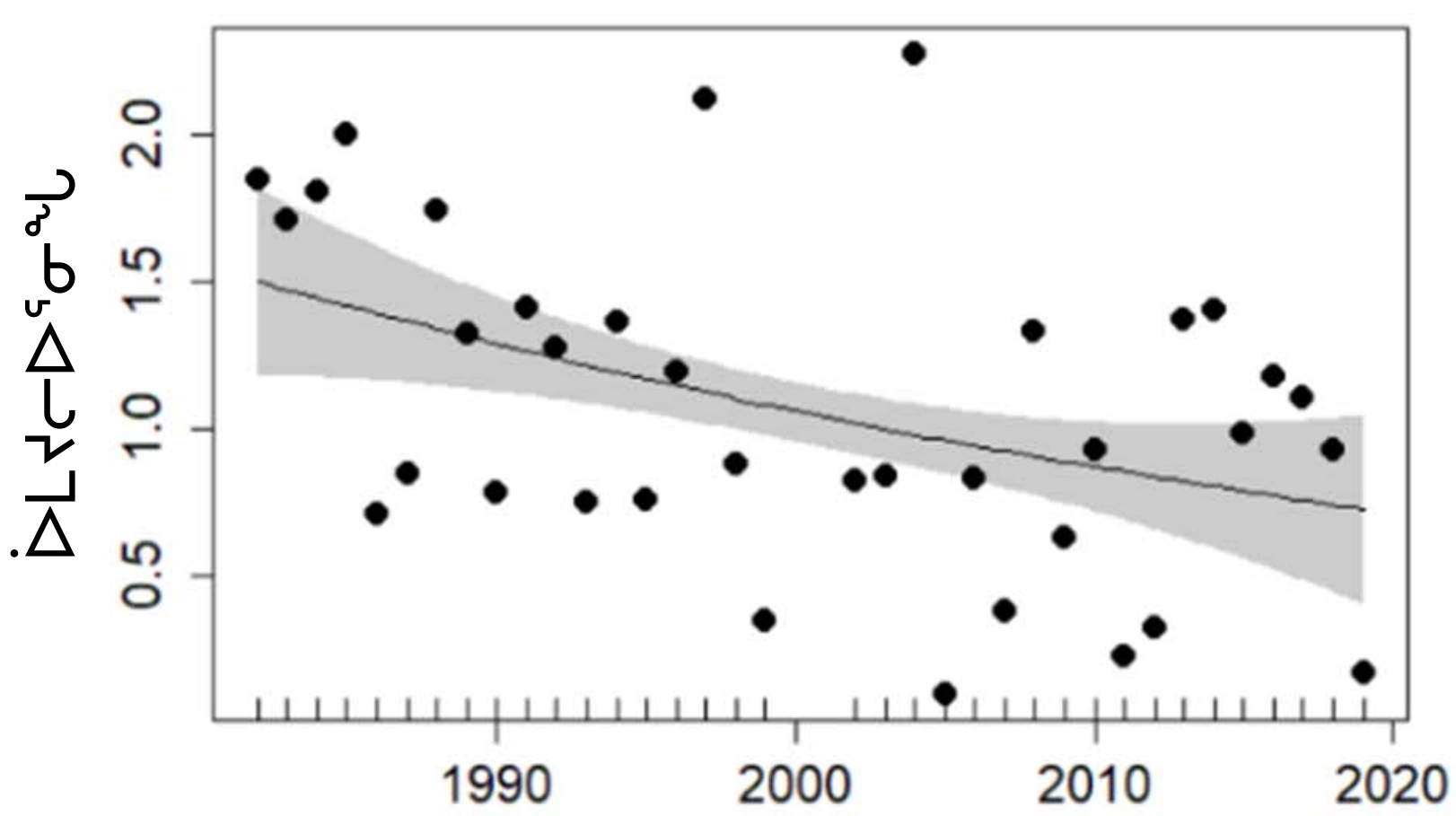


2011-07-16 01:48:29
M 1/1
5°C
SITE18


2012-07-29 2:26:22 AM
M 1/1
7°C
SITE67

ᓄᕐᕋᓕᐅᕐᕕᖕᒋᑦ ᓄᓇᐃᑦ – ᖃᐅᔨᓴᕐᓂᖃᑎᐊᕐᓂᖅ		**ᑲᖏᕐᓱᓂᖅ – ᖃᐅᔨᓴᕐᓂᖃᑎᐊᕐᓂᖅ**
2015-2016 < 50 ᐊᔾᓃᖑᐊᑦ ᐊᖅᑰᓵᖅᑐᓂ ᖃᐅᔨᓴᓂᕐᒥᑦ		1980-2019 ≥ 1200 ᐱᑭᖅ*ᐊᕐᕌᒍᐃᑦ
2015-2016 ≥ 181, 960 ᒥᓂᑦᔅ ᐊᖅᑰᓵᖅᑐᓂ ᖃᐅᔨᓴᓂᕐᒥᑦ 2015-2016 > 48, 000 ᐊᔾᓃᖑᐊᑦ ᐊᖅᑰᓵᖅᑐᓂ ᖃᐅᔨᓴᓂᕐᒥᑦ		2015-2019 ≥ 550 1-ᑭᓚᒦᑕᐃᑦ ᖃᐅᔨᓴᕐᕕᒋᔭᐅᔪᑦ ᒫᓐᓇᐅᔪᒥᑦ ᖃᐅᔨᓴᐃᓂᕐᒥᑦ 2019 ≥ 73, 130 ᒥᓂᑦ ᐊᖅᑰᓵᖅᑐᓄᑦ ᖃᐅᔨᓴᐃᓂᖅ
2012-2015 ≥ 192 ᐃᓂᐅᔪᖅ*ᐊᕐᕌᒍᐃᑦ, 695 ᑐᑦᑐᓄᑦ ᐊᓇᖏᑦ 2012-2015 ≥ 192 ᐃᓂᐅᔪᖅ*ᐊᕐᕌᒍᐃᑦ, 294 ᒥᑭᔪᓄᑦ ᐆᒪᔪᓄᑦ ᐊᓇᖏᑦ 2012-2015 ≥ 192 ᐃᓂᐅᔪᖅ*ᐊᕐᕌᒍᐃᑦ, 294 ᐊᕿᒃᒋᓄᑦ ᐊᓇᖏᑦ		2008-2019 ≥ 720 ᐊᔪᓕᐅᖅᑲᔪᑦ*ᐅᓐᓄᐃᑦ/ᐊᕐᕌᒍ
		2019 ≥ 17, 377 ᐊᔪᓕᐅᖅᑲᔪᑦ *ᐃᑲᕐᕋᐃᖅ, 376 ᐆᒪᔪᐃᑦ ᓇᓗᓇᐃᖅᑕᐅᔪᑦ
2012-2019 ≥ 192 ᐃᓂᐅᔪᖅ*ᐊᕐᕌᒍᐃᑦ, 3,840 ᐆᒪᔪᐃᑦ ᓇᓗᓇᐃᖅᑕᐅᔪᑦ 2012-2019 ≥ 192 ᐃᓂᐅᔪᖅ*ᐊᕐᕌᒍᐃᑦ, 1920 ᒥᑭᔪᑦ ᖃᐅᔨᓴᕐᕕᐅᔪᑦ ᐊᔾᓃᖑᐊᑦ		2019 ≥ 10 ᓄᕙᓕᒃ ᖃᐅᔨᓴᕐᕕᐅᔪᖅ ᐃᓂᖏᑦ, 1500 ᐆᒪᔪᐃᑦ ᓇᓗᓇᐃᖅᑕᐅᔪᑦ



ᐊᐱᖅᑯᑎᑦ

LTEMP

Long-term Ecosystem Monitoring Program

Nunavut Wildlife Cooperative Research Unit

Government of Nunavut
University of Alberta

2019 - Nov
Annual Report

Erik Hedlin
Alastair Franke
Kevin Hawkshaw
Rebekah McKinnon
Nick Gulotta

Disclaimer: This draft report has been prepared for the Government of Nunavut and presents preliminary findings that may change with further analysis. The views and interpretations in this report article are those of the authors and do not necessarily represent the views of the Government of Nunavut. Any use of trade, firm, or product names is for descriptive purposes only and does not imply endorsement by the Government of Nunavut.

Long-term Ecological Monitoring Program: Executive Summary It is well established that temperatures in the Arctic have risen at almost twice the rate of temperatures elsewhere. However, studying the effects of climate change on wildlife is challenging; unlike physical processes that generally respond to increased temperature in predictable ways (e.g., permafrost, glacial erosion and oceanic winds, tides and densities), animals can respond in surprising ways, and assessing environmental change that results from natural and anthropogenic drivers in ecosystems that are inherently variable exacerbates these challenges. Ecosystem change is expected to be significant and ongoing. Shifts in the distribution and demography of tundra-breeding wildlife, such as barren-ground caribou, are expected to occur with climate-induced increases in vegetation growth and range expansion, potentially benefitting species associated with shrub-dominated habitats, and harming species more reliant on tundra habitat, through climate-induced habitat loss. Similarly, pathogens and parasites currently excluded from the Arctic are expected to become established through range expansion and warming. Novel relationships among hosts and parasites can increase the prevalence of infectious diseases, increase host morbidity and mortality, and have cascading impacts on food webs and ecosystem functioning. Similarly, over the long-term, the frequency of extreme weather events, outside of historical range in variation, is likely (e.g., rain on snow, summer storms, temperature highs and lows, snow cover and depth). The ecological consequences of these events include changes to food webs and timing of key ecological relationships, shifts in species distribution and community composition, and changes in demography.

To address two primary concerns (documenting long-term changes associated with climate change, and documenting baseline conditions in a region of high interest for economic development), the Government of Nunavut, Department of Environment (DOE) established the Long-Term Ecological Monitoring Program (LTEMP) in 2012. The goal of the program is to undertake annual monitoring at spatial and temporal scales relevant to monitoring ecosystem components within the summer range of the Qamanirjuaq caribou herd. Within the calving grounds of the Qamanirjuaq herd, extensive monitoring has been conducted periodically at 16 permanent locations since 2012, and starting in 2019, intensive annual monitoring was initiated near the community of Rankin Inlet. The intensive monitoring near Rankin Inlet incorporates multiple ecosystem components across three trophic levels (primary producers to tertiary consumers), while the extensive monitoring in the summer range of the Qamanirjuaq herd focuses on vegetation and pellet counts.

To address research and staffing capacity issues associated with the LTEMP, and to ensure the continuity of the project, the DOE decided to collaborate with academic partners. A Memorandum of Understanding with the University of Alberta, Department of Biological Sciences, and Dr. Alastair Franke was developed to facilitate the partnering of academic researchers with Government of Nunavut-led research projects, such as LTEMP. The main purpose of the LTEMP is to maintain a long-term (i.e., decades), field-based study to monitor ecosystem changes, and incorporate the results into wildlife management practices. Specifically, this involves site-specific, standardized data collection for terrestrial (scat counts, bird surveys, small mammal surveys, invertebrate sampling, and vegetation surveys) and physical (temperature, precipitation, land cover) ecosystem components.

Intensive research site monitoring was conducted during the summer near the community of Rankin Inlet (Figure 1) in 2019. The study area represents approximately 2500 km2 of coastal tundra and marine habitat typical of the low Arctic, containing a diversity of wet meadows, dwarf shrubs, dry eskers, rocky ridges, tidal flats and sea cliffs. The landscape consists of low rolling hills, interspersed with ponds and lakes. Rock outcrops are common throughout the area, and are well-developed as barrier islands. Ridge tops, upland areas, and well-drained slopes support lichens, moss, and low shrubs. Dominant vascular plants are Labrador tea (Ledum palustre), mountain cranberry (Vaccinium vitisidaea), and crowberry (Empetrum nigrum). Bell heather (Cassiope tetragona) occurs in low-lying areas and rock crevices. Vegetation on most slopes and hillsides consists of heath patches comprising Dryas integrifolia, Carex spp., Cassiope, and lichens.

We have structured our study design to incorporate monitoring of multiple ecosystem components across three trophic levels (primary producers to tertiary consumers). Monitoring of vegetation, including a warming experiment (staring in 2020), is central to the overall study design. To monitor plant species composition and vegetation structure, five stations each comprising four replicates (two control and two treatment) were selected based on distribution and proximity of three vegetation types, shrub, heath, and graminoid. For each replicate, three 1m X 1m point-framing-plots (PFPs) have been permanently established within uniform patches of three vegetation types (shrub, heath, and graminoid), resulting in a total of 60 PFPs (30 control and 30 treatment). To monitor plant phenology, we have established a 50-m transect to monitor three species, Dryas integrifolia (mountain avens), Eriophorum vaginatum (cottongrass), and Salix arctica (Arctic willow), respectively. Other ecosystem components (small mammals, arthropods, avian community, and raptors) are monitored simultaneously, along with abiotic variables associated with weather, snow-cover, freeze-up and thaw. For arthropods, one pitfall trap was placed in each vegetation type (graminoid, shrub, and heath) at each control and treatment plot (4 plots total) at each PFP site (5 sites total), for a total of 60 pitfall traps. In addition, we documented pollinator diversity using pan traps. Two small mammal trapping stations were established each comprising effort no less than 720 trap-nights per trapping session.

Extensive, short-term monitoring was also conducted within the calving grounds of the Qamanirjuaq herd (Figure 2) in the summer of 2019. Sixteen permanent sampling sites have been established along a gradient of historical intensity of use by caribou, as determined by collar data collected between 1993 and 2012. Each of the 16 sampling locations contain three vegetation plots, one each for shrub, graminoid, and heath dominated micro-environments. Vegetation sampling occurs at all plots, and can be broken down into two main categories: (i) visual estimation of percent cover, and, (ii) species presence/richness. In addition, we record species-specific pellet counts annually as an index of animal use.

Data collection, back-up and storage, and preliminary data analysis has been conducted for vegetation community sampling (n = 15 locations), carabid and spider sampling (n = 15 locations), passive songbird sampling (n = 13 locations), active songbird sampling (n = 60 locations), historical shrub growth sampling (n = 7 locations), rainfall measurements (n = 4 locations), and raptor monitoring (study site wide) for the Rankin Inlet study area. Historical data collected (i.e., prior to 2018) in the calving grounds has similarly been backed-up and stored, and basic analysis of the pellet count data (e.g., site-specific counts per species for each habitat type) has been completed.

Contents

1 Introduction **6**
- 1.1 Study Objectives 6
- 1.2 Program History 7
  - 1.2.1 Qamanirjuaq Calving Grounds 7
  - 1.2.2 Rankin Inlet 8
- 1.3 Study Area 9
  - 1.3.1 Rankin Inlet 9
  - 1.3.2 Qamanirjuaq Caribou Herd Calving Grounds 9

2 Methods **12**
- 2.1 Rankin Inlet 12
  - 2.1.1 Primary Producers 12
  - 2.1.2 Primary and Secondary Consumers 15
  - 2.1.3 Avian Herbivores and Insectivores 16
  - 2.1.4 Tertiary Consumers 18
  - 2.1.5 Physical 18
- 2.2 Qamanirjuaq Calving Grounds 19
  - 2.2.1 Vegetation monitoring 19
  - 2.2.2 Pellet Counts 20
  - 2.2.3 Trail Cameras, ARUs and Weather Monitoring 21

3 Results **23**
- 3.1 Rankin Inlet 23
  - 3.1.1 Primary Producers 23
  - 3.1.2 Primary and Secondary Consumers 25
  - 3.1.3 Avian Herbivores and Insectivores 27
  - 3.1.4 Tertiary Consumers 28
  - 3.1.5 Physical 29
- 3.2 Qamanirjuaq Calving Grounds 33
  - 3.2.1 Vegetation Monitoring 33
  - 3.2.2 Pellet Counts 34
  - 3.2.3 Motion Sensitive Cameras 36
  - 3.2.4 ARUs 38

4 Discussion **40**

5 Qamanirjuaq - Yearly Range **50**

6 Data Management Plan **51**

7 README Template in Markdown **54**

8 C3 Plant and Lichen Collecting Protocols **56**

9 Autonomous Recording Unit Transcription Protocol **63**
- 9.1 Converting File Formats 63
- 9.2 Listening Software 64
  - 9.2.1 Software Settings 64
- 9.3 Entering Data 65
  - 9.3.1 Site Info Data Entry 65

9.3.2 Species Detections Entry 65
9.3.3 Additional Resources for Confirming Species ID 66

1 Introduction

It is well established that temperatures in the Arctic have risen at almost twice the rate of temperatures elsewhere [35]. However, studying the effects of climate change on wildlife is challenging [6]; unlike physical processes that generally respond to increased temperature in predictable ways (e.g., permafrost, glacial erosion and oceanic winds, tides and densities), animals can respond in surprising ways, and assessing environmental change that results from natural and anthropogenic drivers is challenging. In the Arctic, ecosystems show considerable annual variability, which exacerbates the challenge to understand the effects of natural and anthropogenic perturbations [7].

Ecosystem change is expected to be significant and ongoing [35, 86]. Shifts in distribution and demography of tundra-breeding wildlife, such as caribou, are expected to occur with climate-induced increases in vegetation growth and range expansion [75], potentially benefitting species associated with shrubs, and harming tundra obligates through climate-induced habitat loss [78, 54]. Similarly, pathogens and parasites currently excluded from the Arctic are expected to become established through range expansion and warming [43, 79]. For example, warmer conditions are thought to be associated with increasing prevalence of a parasitic nematode in muskoxen *Ovibos moschatus* [43]. These novel relationships among hosts and parasites can increase the prevalence of infectious diseases [27, 2, 79], increase host morbidity and mortality, and have cascading impact on food webs and ecosystem functioning [32]. Over the long-term, Collins et al. [1] indicated that the frequency of extreme weather (i.e., outside of historical range in variation) events is likely (e.g., rain on snow, summer storms, temperature highs and lows, snow cover and depth). The ecological consequences of these events include trophic mismatch [67], shifts in species distribution [82, 44], and species assemblages [67], and changes in demography [3]. Furthermore, changes in inputs from precipitation and outputs from evaporation and plant transpiration [34] can have greater impact on ecosystems than the progression of climate change *per se* [64], potentially leading to episodic tundra drying, altered hydrology, reduced permafrost and deeper active layer in summer [32]. In Nunavut, climate-sensitive factors are exacerbated by the potential for cumulative effects of economic development [19].

In order to effectively investigate questions of ecosystem function and cumulative effects, assessments should be considered at spatial and temporal scales relevant to species' of interest. Johnson et al. [36] argued that monitoring of multiple organism groups reduced uncertainty when conducting studies focused on detection of ecological change. In a separate study, Johnson et al. [37] compared response time of indicators of ecological change, and argued that nonlinear responses among organism groups can be used to identify early warning indicators. Ims and Fuglei [34] pointed out that many tundra species exhibit cycles, and argued that cycles result from trophic interactions within plant-based food webs, where microtine rodents play a critical role as prey, or as consumers of vegetation. Periodicity among species varies considerably; lemmings for example are thought to cycle approximately every four years [65, 8], ptarmigan species every ten years [4, 59], and caribou are thought to cycle over several decades [53]. Thus, distinguishing between natural cycles and declines that may cause local extinction [49] is extremely challenging, particularly for species that cycle over very long periods.

1.1 Study Objectives

The Government of Nunavut, Department of Environment recognizes the need to increase research capacity and productivity, including work related to wildlife population trends, species interactions, and research relating to the effects of anthropogenic (e.g., economic development) and natural disturbance regimes (e.g., climate change) on wildlife species and their habitat. The Department recognizes that a major challenge for management of wildlife in Nunavut will be to mitigate cumulative landscape impacts. This will be particularly important for critical areas, such as calving grounds, den sites, feeding grounds, migration routes and molting areas, and implies conserving important habitats at scales that preserve functional connectivity, ecosystem resilience and facilitates adaptation to climate change.

To expand research capacity and productivity that will support management of wildlife species in Nunavut, the Department of Environment signed a Memorandum of Understanding with Alastair Franke, the University of Alberta, Department of Biological Sciences. Alastair Franke and Caryn Smith established the Nunavut Wildlife Cooperative Research Unit (NuWCRU) as the basis for collaboration among four main stakeholder groups: (i) the department; (ii) community-based organizations; (iii) university-based researchers at the University of Alberta, and; (iv) proponents of economic development.

Within the context of NuWCRU goals and objectives, the Department directed Alastair Franke to build on the Long-term Ecosystem Program (L-TEMP).

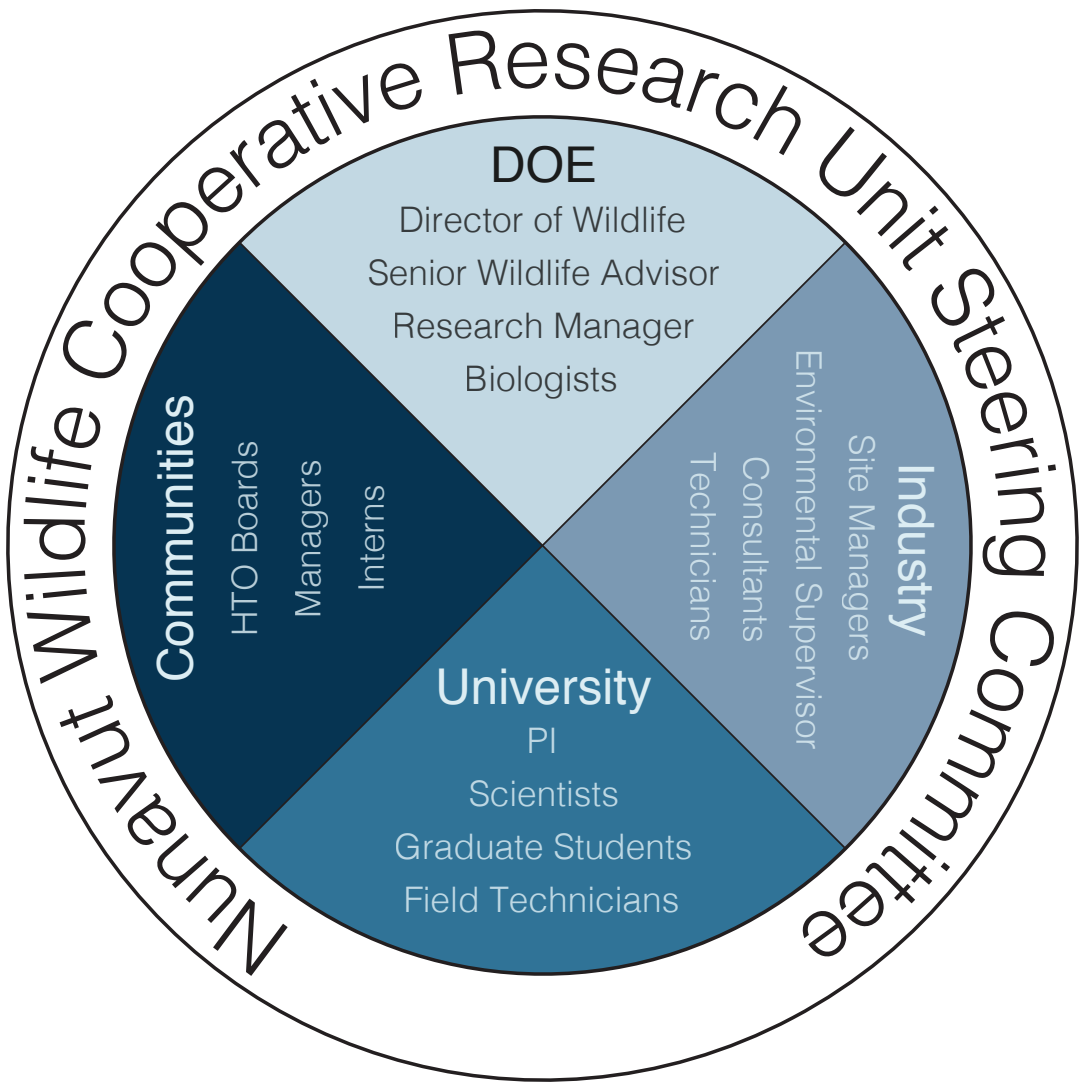
Nunavut Wildlife Cooperative Research Unit Steering Committee
DOE
Director of Wildlife
Senior Wildlife Advisor
Research Manager
Biologists
Communities
HTO Boards
Managers
Interns
Industry
Site Managers
Environmental Supervisor
Consultants
Technicians
University
PI
Scientists
Graduate Students
Field Technicians

1.2 Program History

The purpose of the Long-Term Ecological Monitoring Program is to assess ecosystem change within the summer range of the Qamanirjuaq caribou herd. The Qamanirjuaq Caribou Herd is the largest caribou herd in the western arctic occupying 300,000 km^2 [10]. Each year, Kivalliq Inuit and Manitoba Dene harvest approximately 8,000 and 5,000 animals, respectively. Aboriginal hunters in Saskatchewan and Northwest Territories harvest an additional 1,000 to 5,000 animals annually [17]. The estimated value of the harvest is 15 to 25 million dollars annually. A decline in herd size, first reported in the early 1950's, resulted in follow-up surveys dedicated to estimating herd size. Although estimates vary considerably, Boulanger et al. [10] suggest that the Qamanirjuaq herd is in a slow decline. The goal of long-term monitoring outlined here is to complement existing species-specific monitoring initiatives (e.g., government-led caribou and muskox surveys) in order to describe long-term change associated with natural and anthropogenic drivers within the calving grounds of the Qamanirjuaq caribou herd. For caribou, ecosystem monitoring should be conducted at broad spatial scales, over long time periods (e.g., decades) using multiple organism groups, including those that are early warning indicators.

1.2.1 Qamanirjuaq Calving Grounds

Work was established in 2012 under the direction of the Government of Nunavut (GN) ecosystems biologist with the goal to undertake extensive monitoring at spatial and temporal scales relevant to monitoring change within the Qamanirjuaq caribou herd calving grounds. The initial study design was limited to assessing vegetation and pellet counts in the calving grounds. Monitoring with motion sensitive cameras and autonomous recording units was added in 2015. Fieldwork was not conducted in 2014 and 2017 because the Ecosystems Biologist position was vacant, and vegetation and scat sampling were not conducted in 2016. Responsibility for program delivery was assigned to the GN-led Nunavut Wildlife Cooperative Research Unit (Table 1) in 2018, in part to enable continuity of annual monitoring.

	2012	2013	2014	2015	2016	2017	2018	2019
Lead	N. Lecomte	N. Lecomte	/	M. Wilson	M. Wilson	/	NuWCRU	NuWCRU
Veg	Yes	Yes	/	Yes	No	/	Yes	Yes
Scat	Removal	Removal/Count	/	Removal	No	/	Removal	Removal/count
Camera	No	No	/	Yes	Yes	/	No	No
ARU	No	No	/	Yes	Yes	/	No	No

Table 1: Summary of field work completed as part of the Long-term Ecosystem Monitoring Program from 2012 – 2019.

Intensive summer monitoring in the calving grounds is not possible due to the potential for disturbance to caribou during the calving period. Monitoring capable of evaluating change across multiple trophic levels requires frequent sampling [55]. For example, arthropod pitfall traps need to be emptied and recharged bi-weekly, vegetation phenology metrics have to be examined every two days, small mammal sampling has to be conducted daily, and ensuring sufficient sample size for vegetation communities requires full time work over the course of several weeks. Implementing such a program throughout the Qamanirjuaq Calving grounds is not feasible, and NuWCRU therefore established an additional study area surrounding Rankin Inlet in 2019.

All L-TEMP data were provided to NuWCRU personnel in October 2018. An external hard-drive containing all relevant data was shipped to the NuWCRU office at the University of Alberta by O. Chaikina (received 7 October 2018). Lapses in fieldwork have resulted in three years of only pellet removal (i.e., to remove multi-year accumulation of scat), and only one year (2013) where counts reflect accumulation over the course of a single calving season. Vegetation sampling and time-series photographs of quadrats were repeated in four years (2012, 2013, 2015 and 2018) from 2012 - 2018. Trail camera and autonomous recording unit (ARU) data were collected only twice (2015 and 2016) over the seven-year period.

1.2.2 Rankin Inlet

In 2019, all existing LTEMP equipment was moved to Rankin Inlet with the intent of conducting intensive monitoring. Data collection was implemented in 2019 (Table 2).

	2012	2013	2014	2015	2016	2017	2018	2019
Lead	/	/	/	/	/	/	/	NuWCRU
Veg Phenology	/	/	/	/	/	/	/	No
Veg Community	/	/	/	/	/	/	/	Yes
Dendro	/	/	/	/	/	/	/	Yes
Rain	/	/	/	/	/	/	/	Yes
ARU	/	/	/	/	/	/	/	Yes
Distance Sampling	/	/	/	/	/	/	/	Yes
Pitfall	/	/	/	/	/	/	/	Yes
Pollinator Trap	/	/	/	/	/	/	/	No
Malaise Trap	/	/	/	/	/	/	/	No
Raptor Monitoring	/	/	/	/	/	/	/	Yes
Small Mammal	/	/	/	/	/	/	/	Yes

Table 2: Summary of field work completed as part of the Long-term Ecological Monitoring Program from 2012 to 2019 in the Rankin Inlet study area.

1.3 Study Area

1.3.1 Rankin Inlet

The study area (Figure 1) surrounds the community the Rankin Inlet, Nunavut, Canada (62.81° N, 92.09° W), encompassing approximately 2500 km^2 of coastal tundra habitat. The landscape is typical of the low Arctic, containing a diversity of wet meadows, dwarf shrubs, dry eskers, rocky ridges, tidal flats and sea cliffs. Summers are short and cool. Spring thaw begins in mid-May, reaching a peak by the first week of June, when ice cover on small lakes and ponds begins to melt. Land-fast sea ice persists until the second week of July. Annual rainfall is approximately 16cm, and snowfall is approximately 118.0. The landscape consists of low rolling hills, interspersed with ponds and lakes. Rock outcrops are common throughout the area, and are well developed as barrier islands. Ridge tops, upland areas, and well-drained slopes support lichens, moss, and low shrubs. Dominant vascular plants are Labrador tea (*Rhododendron tomentosum*), mountain cranberry (*Vaccinium vitisidaea*), and crowberry (*Empetrum nigrum*). Bell heather (*Cassiope tetragona*) occurs in low-lying areas and rock crevices. Vegetation on most slopes and hillsides consists of heath patches comprising *Dryas integrifolia*, Carex spp., Cassiope, and lichens.

1.3.2 Qamanirjuaq Caribou Herd Calving Grounds

The Dubwant Lake plain/upland ecoregion is primarily used in July and August during the post calving period. The eastern and southeastern portions of Kazan River upland ecoregion are used during fall migration and rut (September and October). The Coastal Hudson Bay lowland ecoregion within the Hudson Plains ecozone is most commonly used during late winter and occasionally during late fall (Appendix 5). The study region is rich in biological resources and diversity, and is under continuing pressure for mineral development. The Kivalliq Region contains several Tier 2 and 3 mineral projects that overlap with range of the Qamanirjuaq herd.

In 2012, cumulative caribou collar relocation data spanning from 1993 to 2012 were used to delineate seven zones that varied in intensity of use (Figure 2); Zone 7 contained the highest concentration of use during the calving period, and Zone 1 containing the lowest concentration of use[a]. As a result, sixteen permanent site locations extending northward and southward from the core calving grounds were established (Figure 2). Within each site location, Inuit Qaujimajatuqangit (IQ) was

---

[a] see Appendix 5 for annual movement

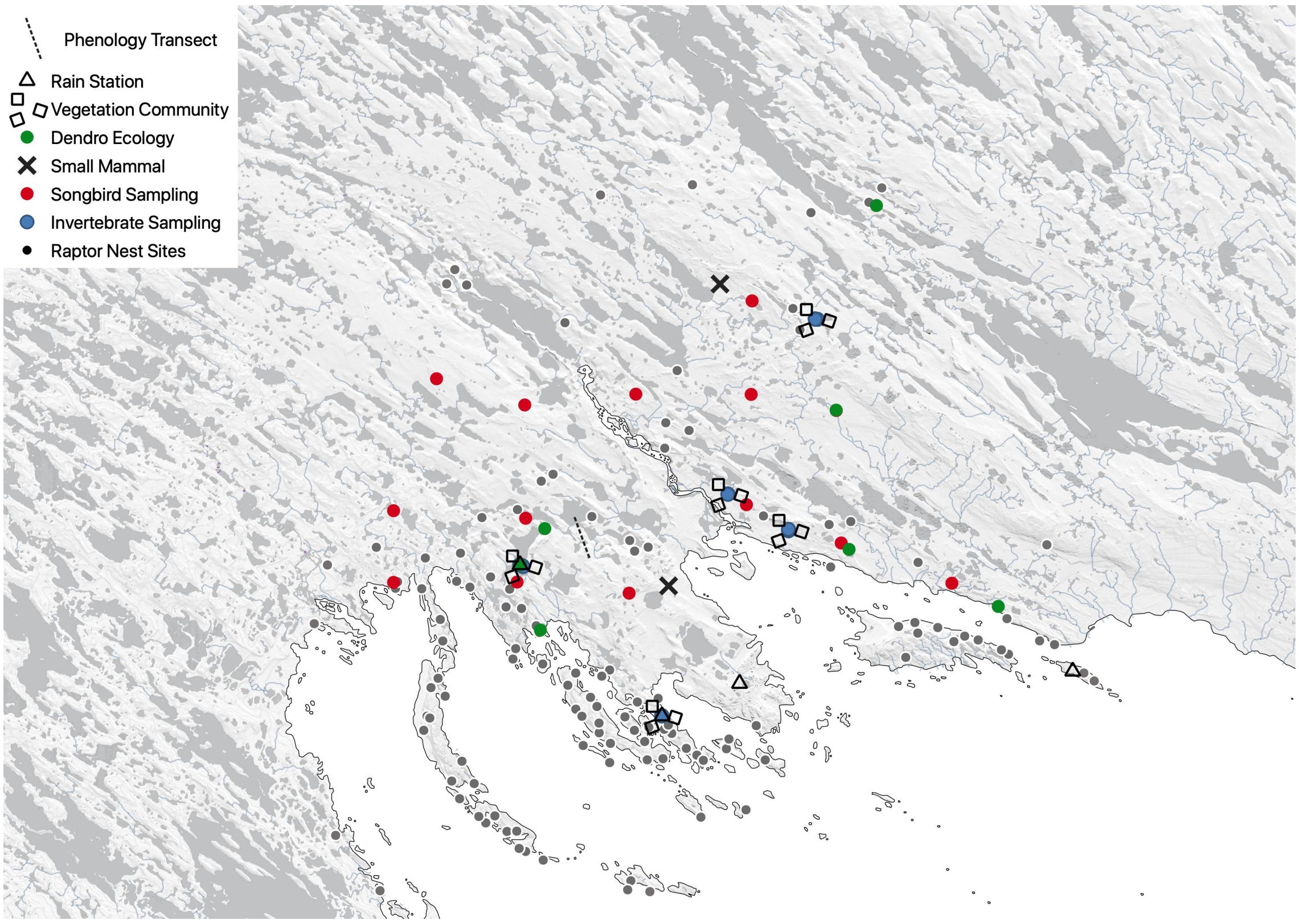
Phenology Transect
Rain Station
Vegetation Community
Dendro Ecology
Small Mammal
Songbird Sampling
Invertebrate Sampling
Raptor Nest Sites

Figure 1: Sampling locations surrounding Rankin Inlet

used to identify plots dominated by three different vegetation types (shrub, graminoid and heath) representing the habitat that caribou were most likely to use. Similarly, IQ was used to exclude locations least likely to be used (i.e., those containing more than 30% mires, areas which were prone to flooding, or those comprised primarily of rock).

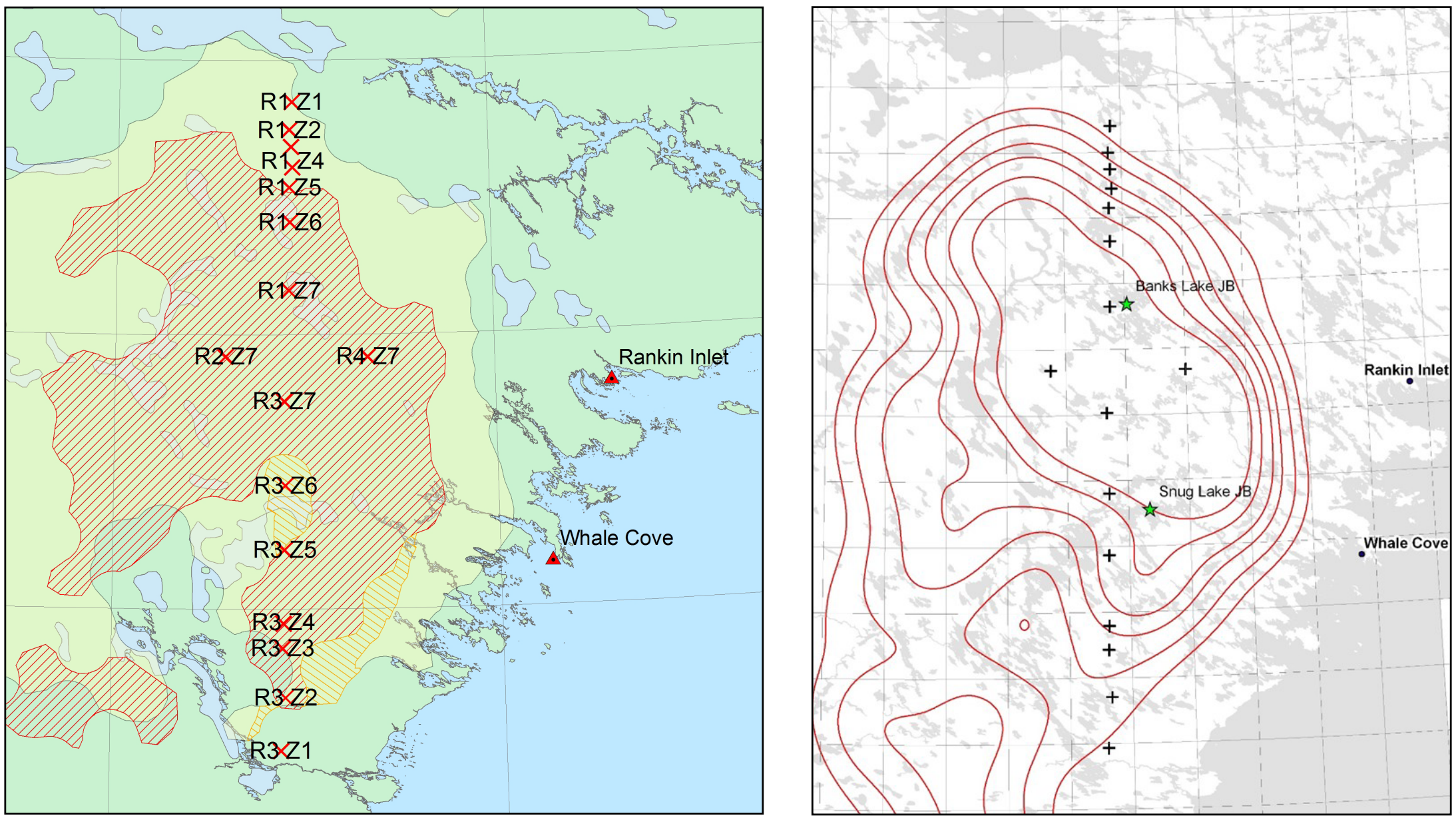
R1 Z1
R1 Z2
R1 Z4
R1 Z5
R1 Z6
R1 Z7
R2 Z7
R4 Z7
Rankin Inlet
R3 Z7
R3 Z6
Whale Cove
R3 Z5
R3 Z4
R3 Z3
R3 Z2
R3 Z1
Banks Lake JB
Rankin Inlet
Snug Lake JB
Whale Cove

Figure 2: Sampling locations within the core calving (red), and post-calving (yellow) areas. The map on the right shows the utlization distributions used to inform the study design.

2 Methods

Fieldwork in 2019 was conducted from May 15 to August 25 in Rankin inlet, and August 7 to August 13 in the calving grounds. The following section describes field methods applied across all years combined (i.e., not all methods applied in all years), for both study areas.

General Study Design

2.1 Rankin Inlet

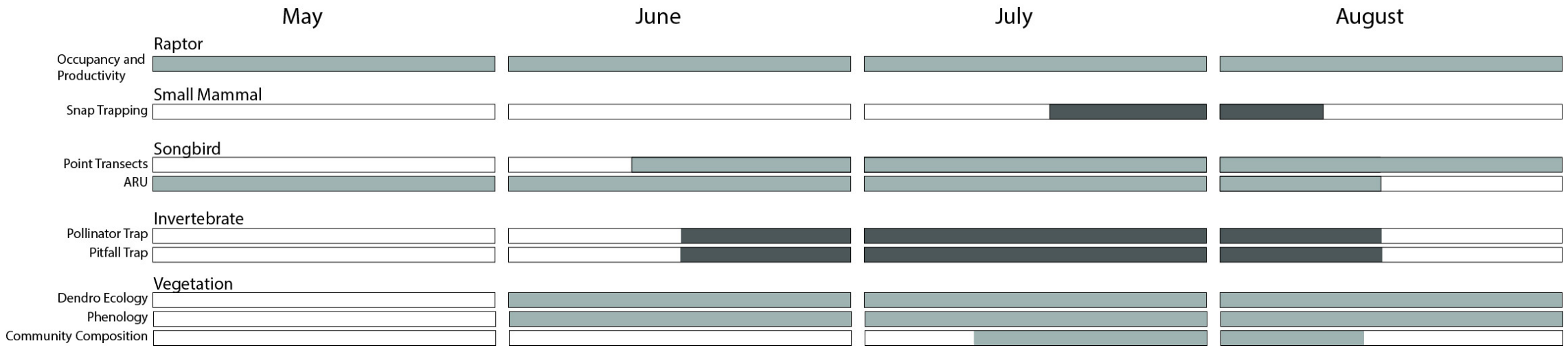

Figure 3: Diagram of the sampling schedule.

We have structured our study design to incorporate monitoring of multiple ecosystem components across trophic levels (primary producers to tertiary consumers). Monitoring of vegetation, including future implementation of a warming experiment, is central to the overall study design. To monitor plant species composition and structure, five stations each comprising four replicates (two control and two treatment) were selected based on distribution and proximity of three vegetation types. For each replicate, three 1mX1m point-framing-plots (PFPs) have been permanently established within uniform patches of three vegetation types (shrub, heath, and graminoid), resulting in a total of 60 PFPs (30 control and 30 treatment). To monitor plant phenology, we have established a 50 m transect to monitor three species, *Dryas integrifolia* (mountain avens), *Eriophorum vaginatum* (cottongrass), and *Salix arctica* (Arctic willow), respectively. Other ecosystem components (small mammals, arthropods, avian community, and raptors) will be monitored simultaneously in time and space, including abiotic variables associated with weather, snow-cover, freeze-up and thaw. For arthropods, one pitfall trap will be placed in each vegetation type (graminoid, shrub, and heath) at each control and treatment plot (4 plots total) at each PFP site (5 sites total), for a total of 60 pitfall traps. In addition, we shall document pollinator diversity using pan traps. Two small mammal trapping stations will be established each comprising effort no less than 720 trap-nights per trapping session.

2.1.1 Primary Producers

Vegetation Community Composition

Field Methods Arctic tundra ecologists involved in the International Tundra Experiment (ITEX; [30]) developed and published standard protocols for measurements, experimental design and statistical analyses in the ITEX Manual. ITEX researchers recommend the point quadrat method for assessing vegetation changes in tundra plant communities because it is quantitative and repeatable [30]. A total of 30 permanent point framing plot (PFP) locations were established in the Rankin Inlet area in 2019. The 30 plots are grouped into 5 sampling stations (6 plots in each station), and each station contains two heath-dominated plots, two grass-dominated plots, and two shrub-dominated plots. Each plot is composed of a 10 by 10 grid that results in 100 intersections at which the canopy height, canopy vegetation species, and ground vegetation species are all identified. These plots will serve as permanent, long-term monitoring plots to evaluate changes in community composition.

Analytical Methods - Repository Because sampling plots are nested temporally and spatially, we will use hierarchical models that include random intercepts for sample location and year to estimate change in canopy height (Gaussian distribution), trends in vegetation percent cover (Binomial distribution), and species richness (Poisson distribution).

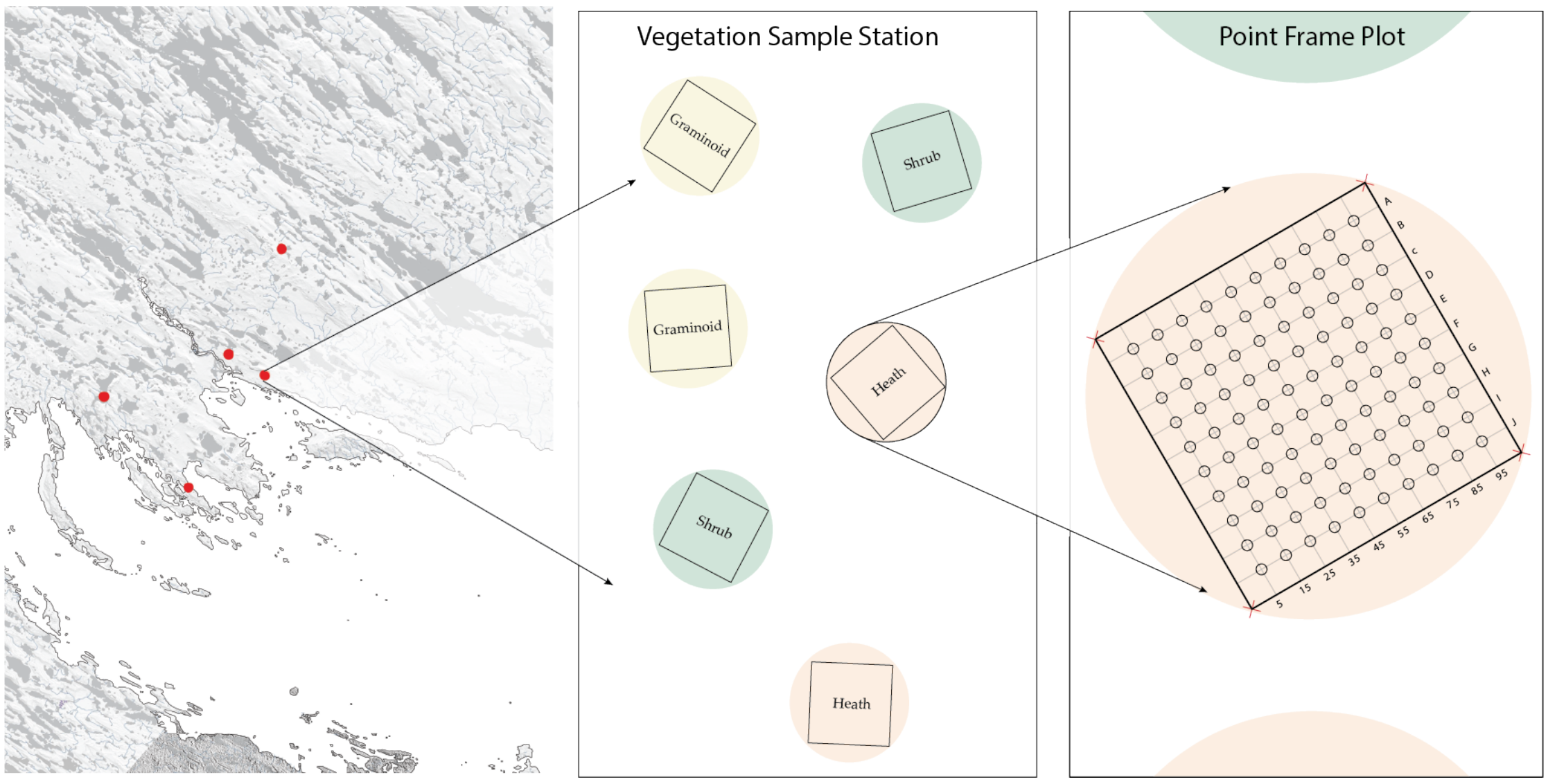

Figure 4: Diagram of the sampling scheme.

Plant Phenology

Field Methods To monitor plant phenology, we have established a 50-m transect to monitor three species, *Dryas integrifolia* (mountain avens), *Eriophorum vaginatum* (cottongrass), and *Salix herbacea* (Alpine dwarf shrub), respectively. Data shall be collected every 2 to 3 days from snow melt (mid-June) to senescence (Mid-August) each year. The long-term objective is to monitor trends in species-specific phenological milestones and realized growing season length (time between leaf emergence and leaf senescence) in conjunction with snow melt, and spring and autumn temperatures. For *Salix herbacea*, we shall monitor: 1. date snow free; 2. date of first leaf bud burst; 3. date first pollen visible on male plants; 4. date of onset of seed dispersal in female plants 5. date first yellowing of leaves 6. date last green leaf turning yellow 7. date all leaves dead

For *Dryas integrifolia*, we shall monitor:

1. date snow free; 2. date first appearance of white color on flower buds; 3. date first open flower; 4. date last petal shed, and; 5. date first twisting of filaments on seed heads.

For *Eriophorum vaginatum*, we shall monitor:

1. date snow free; 2. date first appearance of flower buds, and; 3. date first pollen visible (yellow anthers).

Analytical Methods Phenological events will be estimated with a Bayesian hierarchical model using an interval censored response variable. Given the limitations associated with a survey frequency of every 2 to 3 days, the exact time at which a phenological event occurs may be unknown (the event occurred after the last survey, but before the current survey). Resulting uncertainty can bias model estimates depending on how one chooses to deal with the uncertainty [9]. With an interval censored response variable, lower and upper boundaries of time within which the event must have occured are created to reflect the uncertainty, and parameter estimates are corrected as a result. Following Bjorkman et al. (2015), we define the upper boundary as the first day in which the phenological event was detected, and the lower boundary as the day of the previous survey. Factors potentially affecting yearly variation in phenology such as (i) winter temperature, (ii) spring temperature,

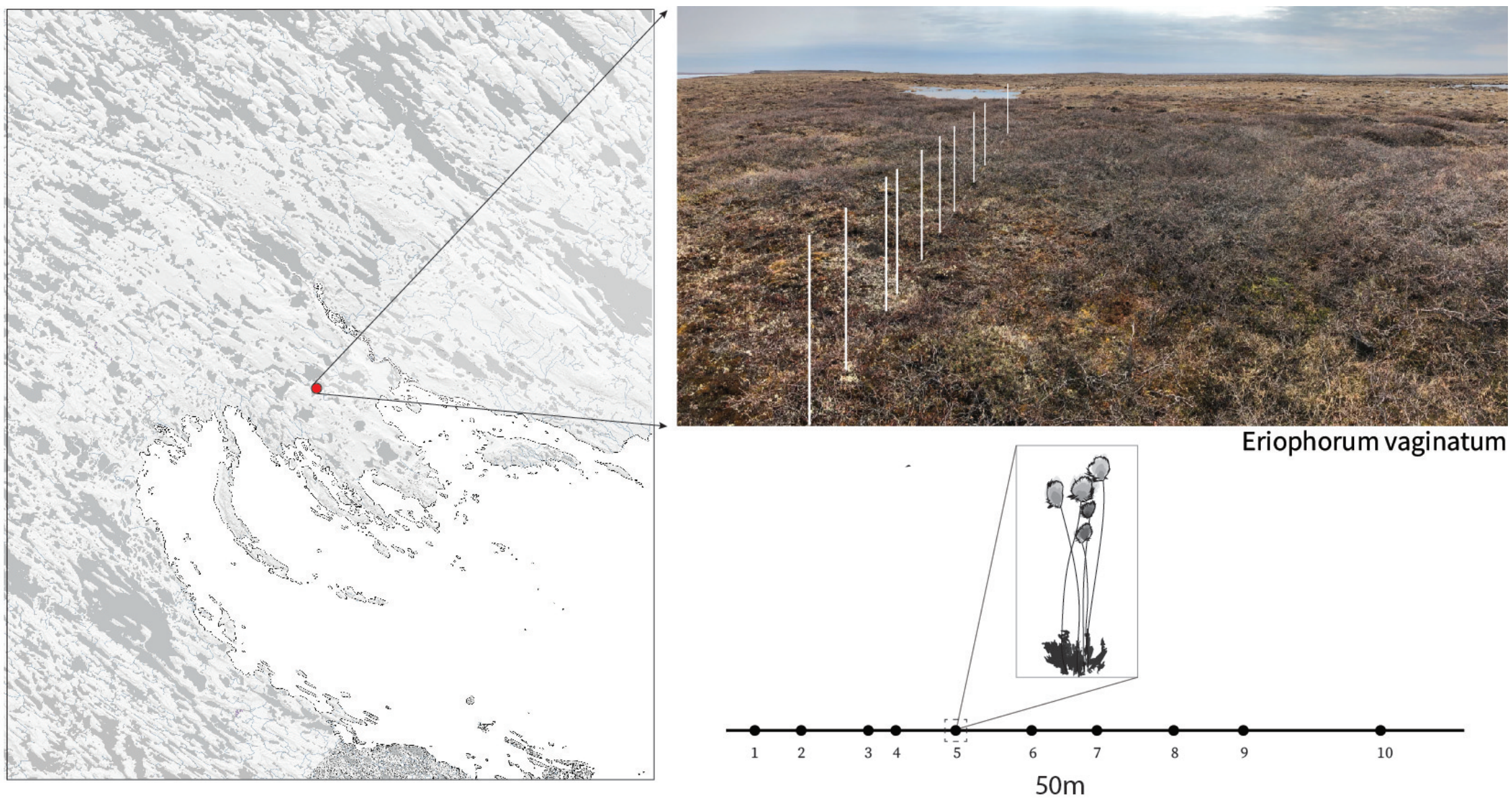

Figure 5: Diagram of the sampling scheme.

(iii) previous summer temperature, and (iv) timing of snowmelt per plot, per year, will be included as fixed effects within the model, and as the sample locations within the transect will remain the same across years, plot will be added as a random intercept to account for individual-specific variation.

Plant Growth

Field Methods Annual growth increments in woody species can provide information on trends in growth related to local growing conditions, including long-term climate change. Sample processing shall follow methods adapted for tundra shrub species [56]. Thin cross sections of either the largest stem or the root collar shall be mounted on glass slides and photographed under a dissecting microscope. Using the digital image, individual rings shall be counted and measured for each section of shrub along four radii with a resolution of 1m [70].

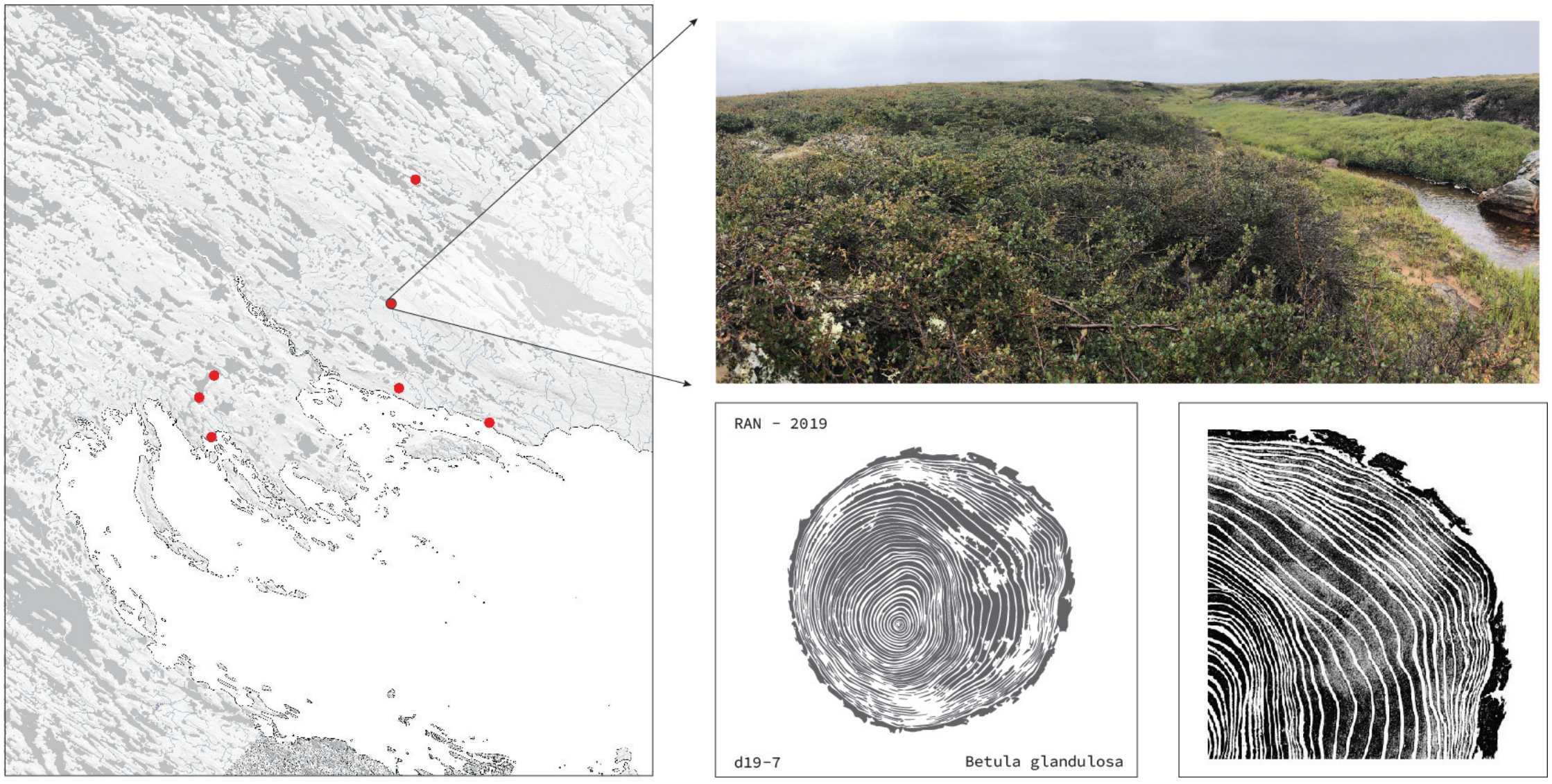

Analytical Methods - Repository - As one sample from a single individual will be used to generate growth metrics among multiple years, we will include a random intercept for individual, and year to estimate change in radial growth over time. Models will be built separately for each species of shrub, and will include within-year covariates such as winter, spring, and summer conditions obtained from archived records, as well as local topography, and NDVI. Spatial correlation structures will be added to the model to investigate potential spatial relationships in radial shrub growth within the study area.

2.1.2 Primary and Secondary Consumers

Microtine Rodents

Field Methods Following the procedures outlined by [41], we propose to establish two permanent small mammal trapping sites. Trapping sites have been selected based on their inclusion of habitats suitable for brown and collared lemmings (presence of old lemming nests, runways and burrows, seed bearing plants, wet and dry tundra, and a total area that is equal to or larger than 700 m in length). We will establish four permanent line transects (GPS-located) at each trapping site. Line transects shall be 300 m long and travel from xeric to hydric conditions. Each transect contains 20 trapping stations that consist of a flagged stake and three museum special snap traps attached to the stake using string (1 m in length), resulting in a total of 240 traps. Traps shall be distributed around the stake, with extra effort taken to target areas of suspected lemming use (lemming burrows or runs). Snap traps are placed no further than 1 m from the station flag, and baited with peanut butter. All traps shall be checked once daily for three trap-nights, resulting in 720 trap-nights per trapping session. We shall record all captures, misfires, or missing bait from each trap. Lemming abundance will be expressed as the total number of lemmings caught along all transects per 100 trap nights [24].

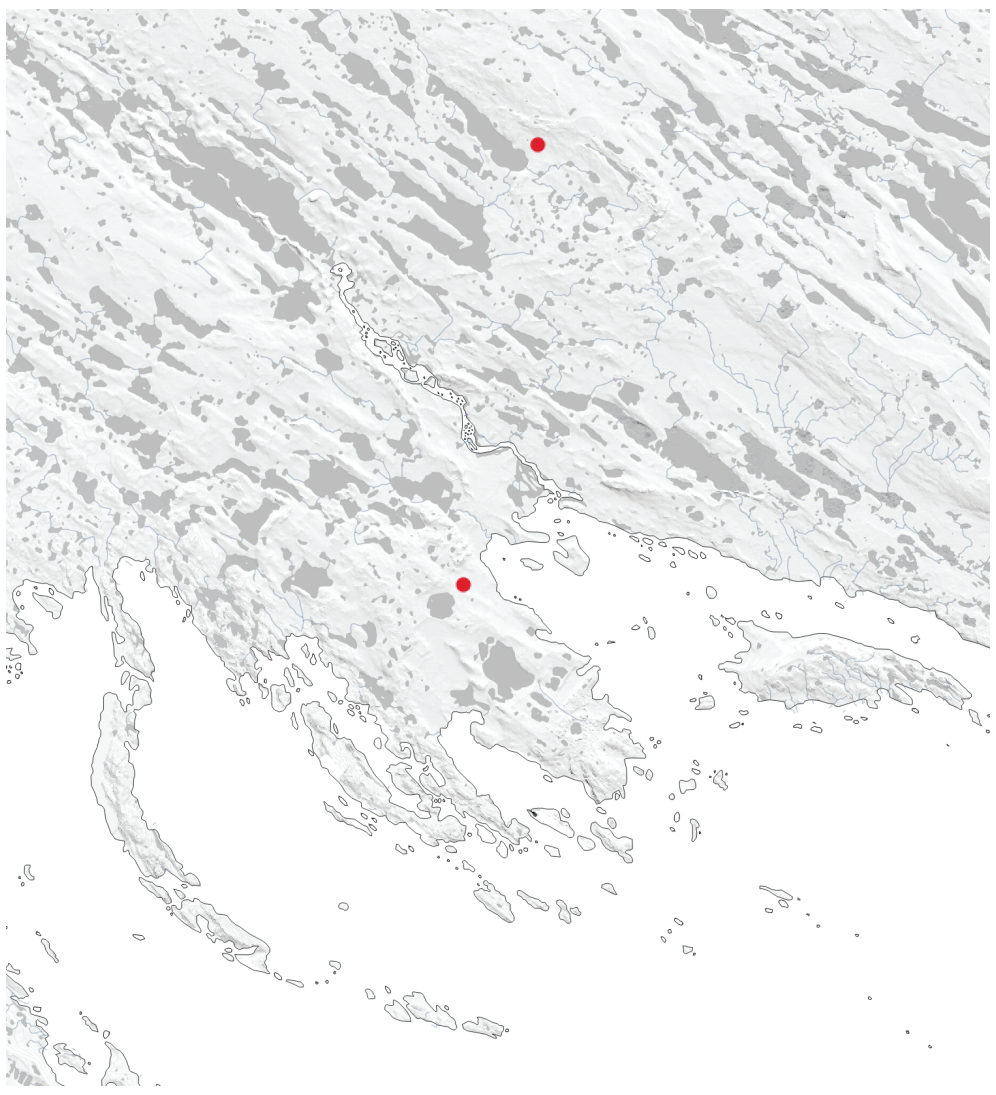

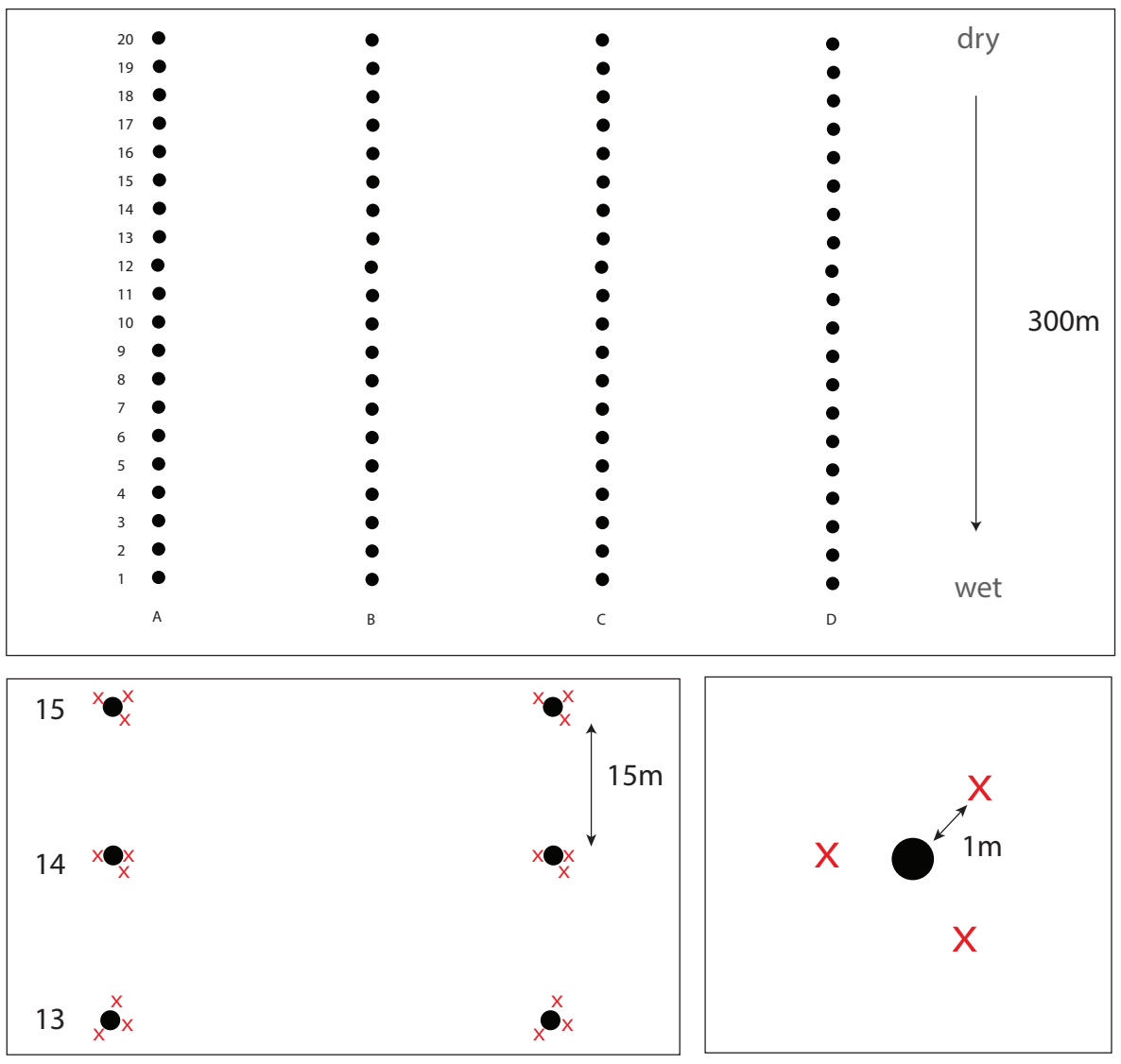

Arthropod Diversity

Field Methods To measure epigeic arthropod diversity, one pitfall trap is placed in each vegetation type (graminoid, shrub, and heath) at each control and treatment plot (4 plots total) at each PFP site (5 sites total), for a total of 60 pitfall traps. Traps are placed adjacent to the vegetation plot so that sampling efforts are specific to the vegetation type, but sufficiently far away to ensure that the vegetation plot isn't heavily trampled.

Traps are placed in a hole in the ground such that the pitfall trap fits snugly in, with its upper rim exactly level with the soil surface. Litter and vegetation surrounding the freshly dug hole is replaced as much as possible. Each trap consists of an outer plastic container, an inner plastic container, and a rain shelter pegged into the ground at two corners. The inner pitfall trap container is filled 1/3 to 1/2 full with a mix of 50% non-toxic monopropylene glycol, 50% water.

Pitfall traps are first deployed in early July when the surface soil layer has fully thawed, and removed roughly one week into August. Trapped specimens are removed from the pitfall traps every two weeks, and transferred into 70% ethanol. Specimens are then returned to the lab in Edmonton for pinning, identification, and archival.



Analytical Methods - Repository - Arthropod sampling adopts the same hierarchical structure as plant species diversity, and models will therefore be similar - random intercepts for plot and year will be included to account for repeated observations. However, unlike plant species diversity, repeated observations with arthropods enables the estimation of detection error, so n-mixture models will be used to estimate species richness at each location while accounting for imperfect detection. We will estimate trends in species richness among years while including within-year covariates such as vegetation type, winter conditions, spring conditions, topography, and NDVI.

2.1.3 Avian Herbivores and Insectivores

Passive Sampling

Field Methods A permanent grid of locations has been established for passive avian sampling using autonomous recording units (ARUs). Each year, ARUs are deployed and powered on in May, and sensors remain active until early August. Due to the length of recording period, units are visited every 3 weeks for maintenance and battery replacement if needed. ARUs are programmed to replicate the recommended sampling duration for human conducted point counts [48], and record in two daily sampling periods, 1) 10 minute recordings every hour from 02:00 to 12:00, and 2) 10 minute recordings every hour from 17:00 to 23:59.

Analytical Methods A permanent grid of locations has been established for autonomous recording unit deployment. A total of 13 units were deployed in Rankin Inlet in 2019 in a range of areas dominated by srhub, heath, and graminoid vegetation. The units were deployed between July 3 and July 11, and were active until August 15. All units were programmed to record daily for 10 minutes every hour between 2:00AM and 12:00PM, and 10 minutes every hour between 5:00PM and

12:00AM, resulting in 17 recordings per day per unit. Transcription protocols have been developed and refined to reduce observer bias in data extraction (Appendix 9), and a database has been created to aid data entry and ensure errors are minimized. All recordings have been converted from WAC to WAV format to allow transcription, and recordings are currently being processed using the following two methods.

1. Traditional Transcription - Repository -
    - Using the protocols outlined in Appendix 9, an observer listens to the recording and identifies all species detected.
    - Data structure enables hierarchical modeling that simultaneously estimates detection probabilities, and probability of species occurrence.
    - As data processing is slow, a subset of recordings from each site are processed.
2. Acoustic Indices - Repository -
    - Using R, audio files are analyzed to investigate sound patterns typically associated with wildlife activity. Numerical outputs that indicate certain qualities of the recording are produced, and can be used to compare the level of wildlife activity across days in the summer.
    - This process drastically reduces processing time considerably, as it doesn't require an observer to listen to the recording. Index outputs can't fully replace transcription as they can't be used to determine species occurence, however, this method increases the amount of data various aspects of songbird phenology (acoustic complexity will increase as birds arrive in the spring).
    - all recordings obtained can be processed each year.

Active Sampling

Field Methods We used distance sampling transects [12], each 1 km in length, to estimate abundance and habitat associations of avian species and guilds. We generated 400 random start points at the start of each field season, and surveyed approximately two transects per day spanning the period from spring melt to the start of southward migration for many avian species. Based on work conducted in this study area (Hawkshaw, 2019, pers. comm.), we expect the sampling period to extend from the end of May to mid-August. Sampling is classified into two periods: early summer (prior to July 11), and late summer (all surveys conducted after July 11). This date corresponds to the division between incubation and brood rearing for most avian species in our study area (Hawksahw, 2019, pers. comm.), and thus was a logical cut-off when investigating how habitat associations and abundance might change seasonally. All transects are replicated before and after this date. To avoid the confounding effects of date and habitat in our counts, all replicates were a minimum of 15 days apart. Time of day of surveys ranged from 9:00 – 20:00. In the arctic, typical activity patterns in avian species are generally relaxed and they can remain active throughout the day [72].

Analytical Methods Density surface modelling [52] will be used to relate the abundance of species to spatial or habitat covariates to create distribution maps. To estimate detection functions, we shall follow the approach recommended by Thomas et al. [76]. Candidate models (i.e., detection functions) will include covariates that potentially influence detection (e.g., Julian day, time of day, precipitation and wind speed). The top detection function used for each guild shall be selected using Akaike's Information Criterion (AIC). Detection functions shall be estimated using the package Distance (Miller et al. 2017) in the R statistical environment (R Development Core Team 2010). To model spatiotemporal variation in abundance of avian guilds, we shall use an extension of distance sampling known as density surface modelling (DSM). DSM incorporates the probability of detection estimated using the detection function and models adjusted counts on the basis of spatial or habitat covariates in a generalized additive model framework. As a final step, the resulting model shall be used to predict abundance over a grid of each permanent site. Analyses will completed using the R package dsm (Miller et al. 2017) and mgcv (Wood 2015).

2.1.4 Tertiary Consumers

Raptors

Field Methods As falcons arrive from their wintering grounds in May of each year, all historical and potential new breeding sites shall be surveyed by snowmobile to determine the presence or absence of territorial, breeding-aged adults. All known sites (i.e. cliff or rock outcrop used by a single pair of peregrines including known alternate nest sites within a breeding territory) shall be checked until occupied or until the breeding season is sufficiently advanced to conclude that the site was vacant. In cases where sites are occupied by individuals previously fitted with unique alphanumeric color-coded leg bands, bands shall be read using a Questar Field Model telescope, hand held digital camera, or Reconyx trail camera. If territories are occupied by unmarked individuals, effort shall be made to trap and mark these birds with an alphanumeric color band on one leg and a US Fish and Wildlife band on the other.

After breakup of the sea-ice, territories will be surveyed by boat to determine occupancy and productivity at each site; inland sites shall be accessed by all-terrain vehicle for the same purpose. During summer, banded adult birds shall be identified by either trapping or visually by telescope. Unmarked individuals shall be trapped and banded where possible. Once nestlings reached a minimum of 25 days of age (first week of August), they too shall be banded. Only young that survived beyond 25 days and were banded were included in the annual nestling census.

Analytical Methods Using the mgcv package in R, general additive models (GAM) are used to estimate annual trends for occupancy and productivity. Models include random intercepts at the year level, and smoothers are applied to account for potential non-linear patterns. Typical model validation procedures were performed to ensure that no model assumptions were violated (normal residuals), and the observed data was adequately described by the model.

2.1.5 Physical

Meteorological Conditions

Field Methods Up to four Rainwise PortLog Weather Stations will be deployed approximately uniformly within the study area, and will record hourly estimates of wind speed, wind direction, temperature, humidity, dew point, barometer, rainfall, and solar radiation. In addition, one rain gauge and one phenocam will be deployed at each PFP. A snow gauge shall be deployed within the field of view of the phenocam to monitor snow depth. Analysis of these data shall include annual summaries of precipitation, temperature, snow depth and cover for the purpose of direct long-term comparisons. However, we shall also use these measures as covariates in other analyses. For example, snow depth data could be included in occupancy models that may explain annual variation in caribou or other wildlife (e.g., song birds) phenology.

Analytical Methods - Repository - General linear models (Gaussian distribution) that incorporate site and year as random intercepts will be used to estimate trends in rainfall patterns, total rainfall amounts, temperature, snow-depth, and snow melt.

2.2 Qamanirjuaq Calving Grounds

As indicated, 16 permanent sampling sites have been established within the caribou calving grounds. The sampling locations have been intentionally placed along a gradient of historical caribou intensity of use, as determined by collar data collected between 1993 and 2012 during the calving period. Each of the 16 sampling locations contain three vegetation plots, one for shrub, graminoid, and heath dominated micro-environments (Figure 6). All micro-environment plots are anchored at a fixed location using permanent stakes and flagging, and all corners of the plot are identified with a unique ID (AA, BB, CC, and DD) so that all sampling within the plot can be reliably compared among years.

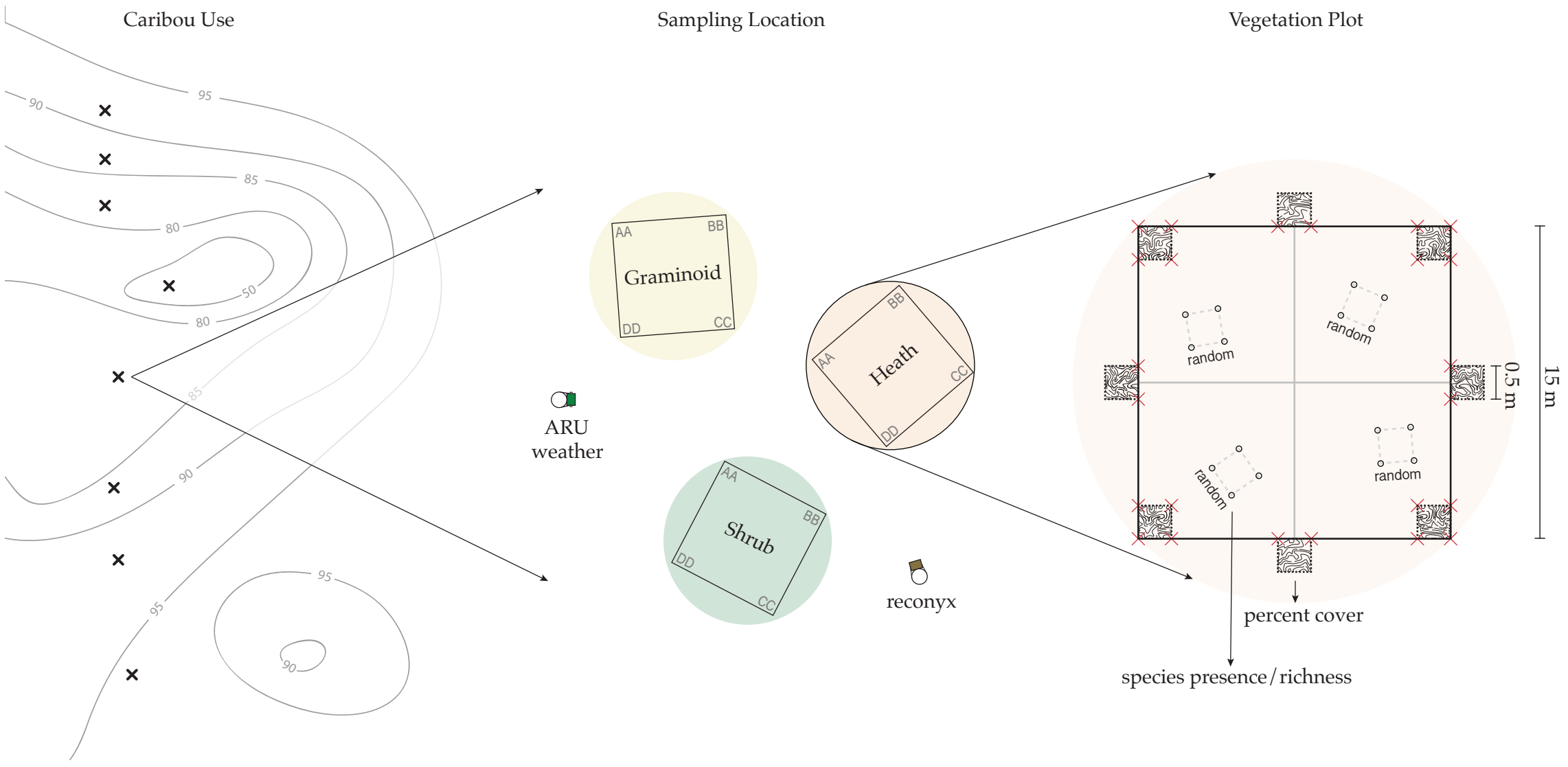

Figure 6: Diagram of the sampling scheme.

2.2.1 Vegetation monitoring

Vegetation sampling occurs at all plots, and can be broken down into two main categories: (i) visual estimation of percent cover, and, (ii) species presence/richness.

Percent Cover Percent vegetation cover can be estimated in the field by technicians, however, digital photography and image processing can be used as a replacement to decrease the amount of time spent in the field [15]. Each year, a total of eight digital photographs are taken of 50cm x 50cm quadrats placed in permanent locations around the perimeter of each micro-environment plot (Figure 6). A measuring tape is extended across one edge of the quadrat, and a digital camera is placed at a consistent height of 1.2 m above the ground using a tripod. All photos are taken in jpg format, and the image is composed so that the 50cm x 50cm quadrat fills as much of the frame as possible. Placing an erasable whiteboard with custom labels that includes plot ID, location ID (ex. AA), dominant vegetation, and date, within the image makes organizing the pictures after field work much easier (Figure 7).

Percent Cover - Repository -

Estimating yearly percent cover of the entire 15m x 15m quadrats is not feasible given the low sampling effort within the quadrat (n = 16 samples per year). Alternatively, we will estimate percent cover using the 8 digital photographs taken around the quadrat (Figure 6). This will be completed by overlaying a 10 x 10 grid on every image, and identifying specimens located at each of the 100 grid intersections within the image. Each photo will therefore be reduced to 100 data points from which percent cover can easily be estimated (for example, if 20/100 intersections contained graminoid species, percent cover of gram would equal 20%). Percent cover calculations for each im-



Figure 7: Example veg cover image

```
Percent Cover
├─ R1Z1
│  ├─ 2016
│  ├─ 2017
│  └─ 2018
│     ├─ Gram AA R1Z1 2018.jpg
│     ├─ Gram AB R1Z1 2018.jpg
│     ├─ Gram BB R1Z1 2018.jpg
│     └─ ...
├─ R1Z2
│  ├─ 2016
│  ├─ 2017
│  └─ 2018
│     ├─ Gram AA R1Z2 2018.jpg
│     ├─ Gram AB R1Z2 2018.jpg
│     ├─ Gram BB R1Z2 2018.jpg
│     └─ ...
└─ ...
```

Figure 8: Photo file structure

age associated with a vegetation quadrat will be averaged to provide an estimate of percent cover for the entire 15m x 15m plot.

Species Presence/Richness In an effort to build vegetation species accumulation curves, a 50cm x 50cm quadrat was randomly thrown into each of the four quadrants of all vegetation plots each year (Figure 6). Plant species touching the corners of the quadrat after random tossing were identified to species, which resulted in a total of 16 plants identified to species per vegetation plot. When technicians were unable to ID plant species, samples were collected and sent to the Canadian Museum of Nature for consultation (see Appendix C for detailed protocol on specimen collection).

Species Presence/Richness Analysis - Repository -

As many samples were shipped to Jeff Saarela in 2019, we don't have all Species Presence/Richness data. Once data is received, Bayesian linear models can be used to estimate site-level changes in species richness/evenness over time.

All photos are named with the vegetation type, corner ID, sampling location ID, and year (ie. `Heath AA - R2Z7 2018.jpg`), and file organization uses the convention depicted in Figure 8.

2.2.2 Pellet Counts

The relationship between pellet counts and the number of individuals is well established [21]. To determine the annual pellet counts for a number of species, Four 15cm x 15cm pellet quadrats are located in the corner of each dominant vegetation plot (Figure 9), and all pellets contained within each of the quadrats are counted, identified to species, and collected for potential lab work (e.g., genetic structure, stress hormones etc.). Pellet counts/collection are conducted annually, and data therefore reflect animal use throughout the entire year.

Pellet Count Analysis - Repository -

The goal of this analysis was to investigate pellet count trends, and compare variables potentially related to pellet counts across the 16 plots in the study area. Pellets were counted at 4 locations within each of the three habitat specific quadrats (graminoid, heath, and shrub) in the years 2012, 2013, and 2015. Because pellets were not removed prior to 2012, counts from that year included all historical scat deposits that had not degraded. After counts were conducted in 2012, all pellets were then removed from the plots so that 2013 data would represent one year of herbivore presence. The same protocol was used in 2013, however biologists did not return to the plots until 2015. Counts from 2015 therefore represent herbivore presence between the time when surveys were conducted in 2013, and the time when surveys were conducted in 2015 (two years).

Pellet counts were pooled within habitat-specific quadrats at every site within each year. There are 16 sites within the study area, each with a graminoid, heath, and shrub plot, so our analysis involved a total of 48 values for every year that data was collected (i.e., 2012-graminoid = 16, 2012-heath = 16, and 2012-shrub = 16). Although pellets for all species were recorded, the number of detections were only sufficient for analysis among caribou, ptarmigan, and small mammals. We modeled pellet count using a Poisson distribution with the covariates distance north (i.e., the plot located furthest to the south = 0 km), habitat (graminoid, heath, or shrub), year (2012, 2013, or 2015), and zone (Z1 through Z7). We predicted that caribou pellet counts would be higher in the core of the calving grounds, an area located part way along the south to north gradient. We therefore expected pellet counts to have a non-linear relationship with distance north where pellet abundance was reduced at the low and high values of the variable. To test for this prediction, we compared models containing this variable with a linear-predictor, against models containing this variable with smoothing splines [85]. All other covariates were categorical, and were included as dummy variables. A total of five models containing various combinations of the above covariates were estimated for caribou, ptarmigan, and small mammals separately using uninformative priors in a Bayesian framework with Stan, and the R package brms [13] Models were then compared using leave-one-out cross-validation (LOO), and the widely applicable information criterion (WAIC; [81]).

2.2.3 Trail Cameras, ARUs and Weather Monitoring

At each of the 16 sites, one motion-sensitive camera, one acoustic monitor, one rain gauge and one temperature logger is mounted on a tripod located within the vicinity of the three 15m x 15m quadrats. Motion-sensitive cameras are programmed to capture one photograph per hour, every day for the entire duration of the calving and post calving period (June-August), and three images when triggered by motion. Acoustic monitors are programmed to record for 10 min every hour from the time of installment (late April) to retrieval (late August). Historically, a rain gauge and temperature logger are mounted on a tripod to record local conditions. NuWCRU is in the process of securing parts to construct environmental monitoring units (EMUs) composed of temperature/humidity, soil moisture, and light sensors [51].

Trail Camera Analysis - Repository -

To get a better sense of migratory timing and general patterns of occupancy across the south to north gradient, all available images were looked at, and summarized by plotting the maximum number of individuals detected on a daily basis from May 1 and August 25. Although motion sensitive cameras are common and useful tools for assessing population abundance and movement, a higher intensity of sampling design is necessary to distinguish spatial and temporal patterns in abundance. As such, cameras were not deployed in the calving grounds in 2019.

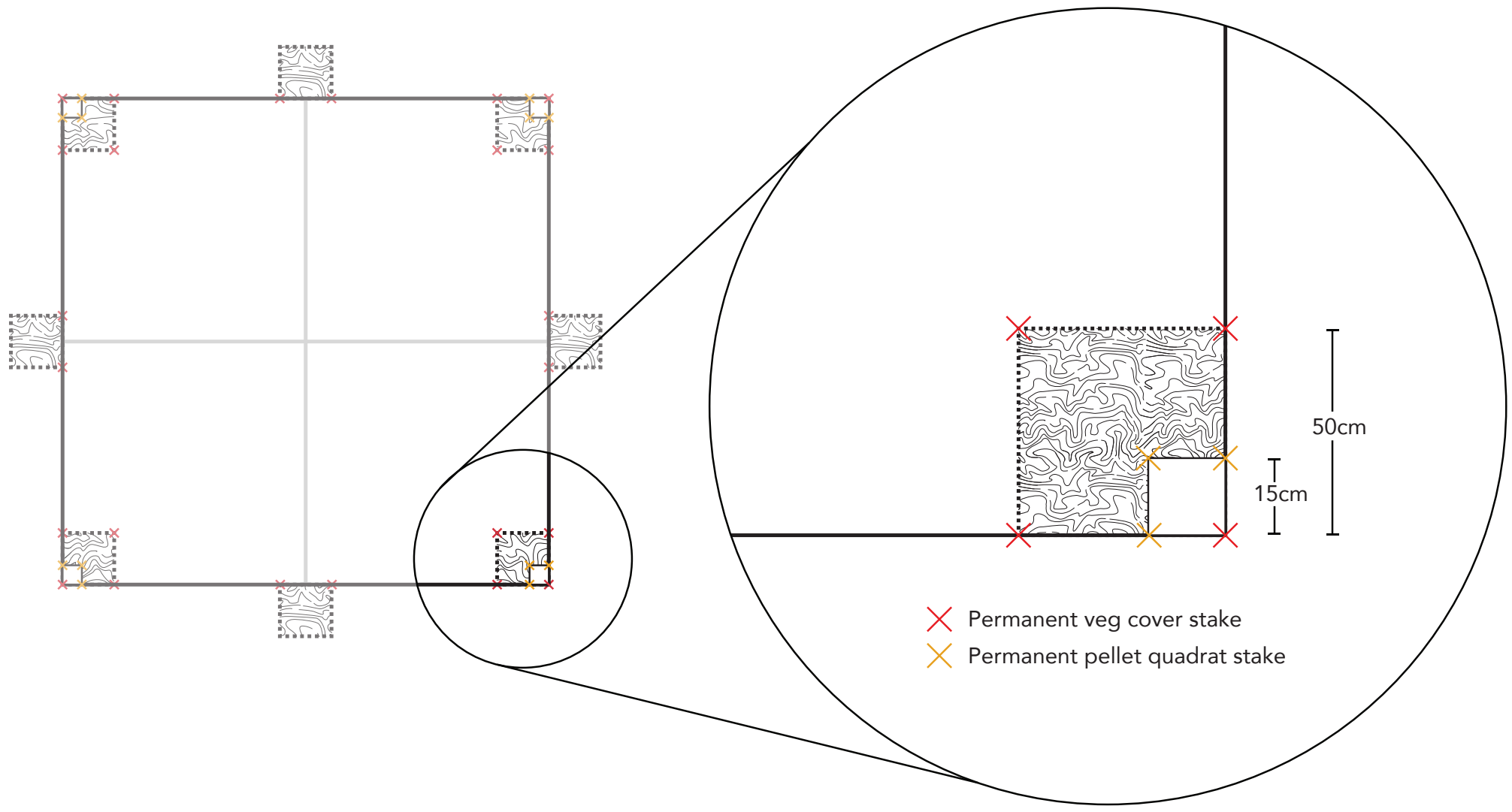

Figure 9: Permanent pellet sampling quadrats

Autonomous Recording Units To efficiently and consistently process data obtained with ARUs, we've developed protocol (Appendix 9) and have built a database. We have converted all data from WAV to WAC format to allow transcription, and are currently processing historical recordings. Here, we summarize the tally of recordings that were obtained in the summers of 2015 and 2016 (no ARUs were deployed in subsequent years). To increase the density of sampling within a given area, ARUs were deployed in the Rankin Inlet area in 2019.

Weather Monitoring Many ecological changes have been reported in the north as temperatures increase [54, 55, 63], however, site-specific differences between studies have resulted in substantial variation [22]. Sources of such variation include site-specific characteristics such as topography, permafrost presence, moisture regimes, and local environmental variables [22]. Site-specific environmental data can therefore enhance modeling beyond random grouping variables, and may provide additional explanations for observed site-level differences.

Environmental monitors that record soil moisture, temperature/humidity, and photo information are currently being constructed – no results are available to present here.

3 Results

3.1 Rankin Inlet

3.1.1 Primary Producers

Community Composition A total of 30 permanent point framing plot (PFP) locations were established in the Rankin Inlet area in 2019. The 30 plots were grouped into 5 sampling stations (6 plots in each station), and each station contained two heath dominated plots, two grass dominated plots, and two shrub dominated plots. Each plot is composed of a 10 by 10 grid that results in 100 intersections at which the canopy height, canopy vegetation species, and ground vegetation species are all identified.

In 2019, 3 quadrats (1 heath, 1 gram, 1 shrub) were sampled from each station for a total of 1500 vegetation IDs. Species occurence for each plot have been visualized in Figure 10 and Tables 3 to 6, and species richness analysis will be added to the following report on March 31, 2020.

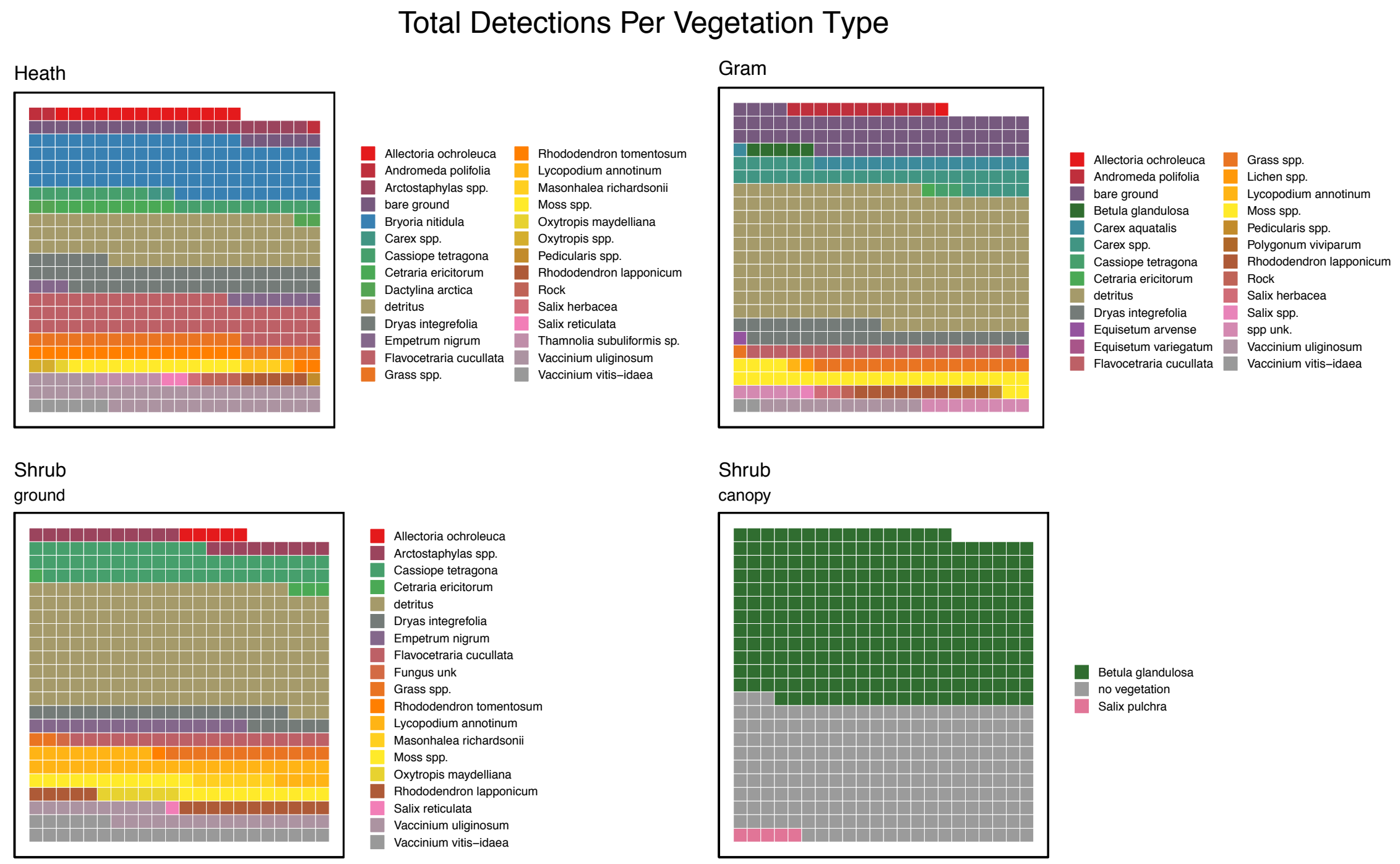

Figure 10: All plant species detected within each vegetation type.

Graminoid Plot

spp	*n*
detritus	223
bare ground	64
Carex spp.	33
Dryas integrefolia	32
Moss spp.	28
Flavocetraria cucullata	20
Carex aquatalis	17
Grass spp.	17
spp unk.	13
Vaccinium uliginosum	12
Andromeda polifolia	11
Rhododendron lapponicum	7
Betula glandulosa	5
Polygonum viviparum	3
Cassiope tetragona	2
Salix herbacea	2
Vaccinium vitis-idaea	2
Allectoria ochroleuca	1
Cetraria ericitorum	1
Equisetum arvense	1
Equisetum variegatum	1
Lichen spp.	1
Lycopodium annotinum	1
Pedicularis spp.	1
Rock	1
Salix spp.	1

Table 3: Tally of detections for all graminoid plots

Heath Plot

spp	*n*
Bryoria nitidula	93
detritus	80
Flavocetraria cucullata	65
Dryas integrefolia	47
Vaccinium uliginosum	43
Grass spp.	22
Cassiope tetragona	20
bare ground	18
Rhododendron tomentosum	18
Allectoria ochroleuca	14
Moss spp.	13
Empetrum nigrum	10
Arctostaphylas spp.	9
Cetraria ericitorum	9
Vaccinium vitis-idaea	6
Rhododendron lapponicum	5
Thamnolia subuliformis sp.	5
Dactylina arctica	4
Andromeda polifolia	3
Masonhalea richardsonii	3
Rock	3
Carex spp.	2
Oxytropis spp.	2
Salix reticulata	2
Lycopodium annotinum	1
Oxytropis maydelliana	1
Pedicularis spp.	1
Salix herbacea	1

Table 4: Tally of detections for all heath plots

Shrub Canopy

spp	*n*
Betula glandulosa	277
no vegetation	218
Salix pulchra	5

Table 5: Tally of detections at shrub plots, exclusively at the canopy layer.

Shrub Ground

spp	*n*
detritus	198
Cassiope tetragona	56
Lycopodium annotinum	35
Vaccinium vitis-idaea	28
Vaccinium uliginosum	26
Dryas integrefolia	25
Moss spp.	23
Arctostaphylas spp.	20
Flavocetraria cucullata	19
Empetrum nigrum	16
Rhododendron lapponicum	16
Grass spp.	14
Masonhalea richardsonii	6
Oxytropis maydelliana	6
Allectoria ochroleuca	5
Cetraria ericitorum	4
Fungus unk	1
Rhododendron tomentosum	1
Salix reticulata	1

Table 6: Tally of detections at shrub plots, exclusively at the ground layer.

Plant Phenology Data collection will start in 2020.

Plant Growth A total of 7 shrub root collars were collected for analysis in 2019 in the Rankin Inlet area. This included 6 Salix samples, and one Betula glandulosa sample. The samples will be cross sectioned and sanded to maximize growth ring contrast, and yearly radial growth will be quantified from growth ring measurements. Result will be submitted March 31, 2020.

3.1.2 Primary and Secondary Consumers

Microtine Rodents Historical data going back to 2008 is available for one of the small mammal trapping locations used in 2019 (Figure 11). The second trapping location was established in the summer of 2019 to determine how microtine rodent abundance varies within the study area. Snap trapping was conducted from July 23 to 26 at the new location (grid number 2), and conducted from July 30 to August 2 at the historical location (grid number 1). A total of 8 collared lemmings were detected, with 5 detections at grid 1, and 3 detections at grid 2. Figure 11 combines the results from both grids in 2019, and standardizes them into the number of detected small mammals per 100 trap nights to enable comparison with historical records. Small mammal abundance was highest in the first year of sampling (2008), and despite a similar peak in 2013, has largely decreased over the 11 year period.

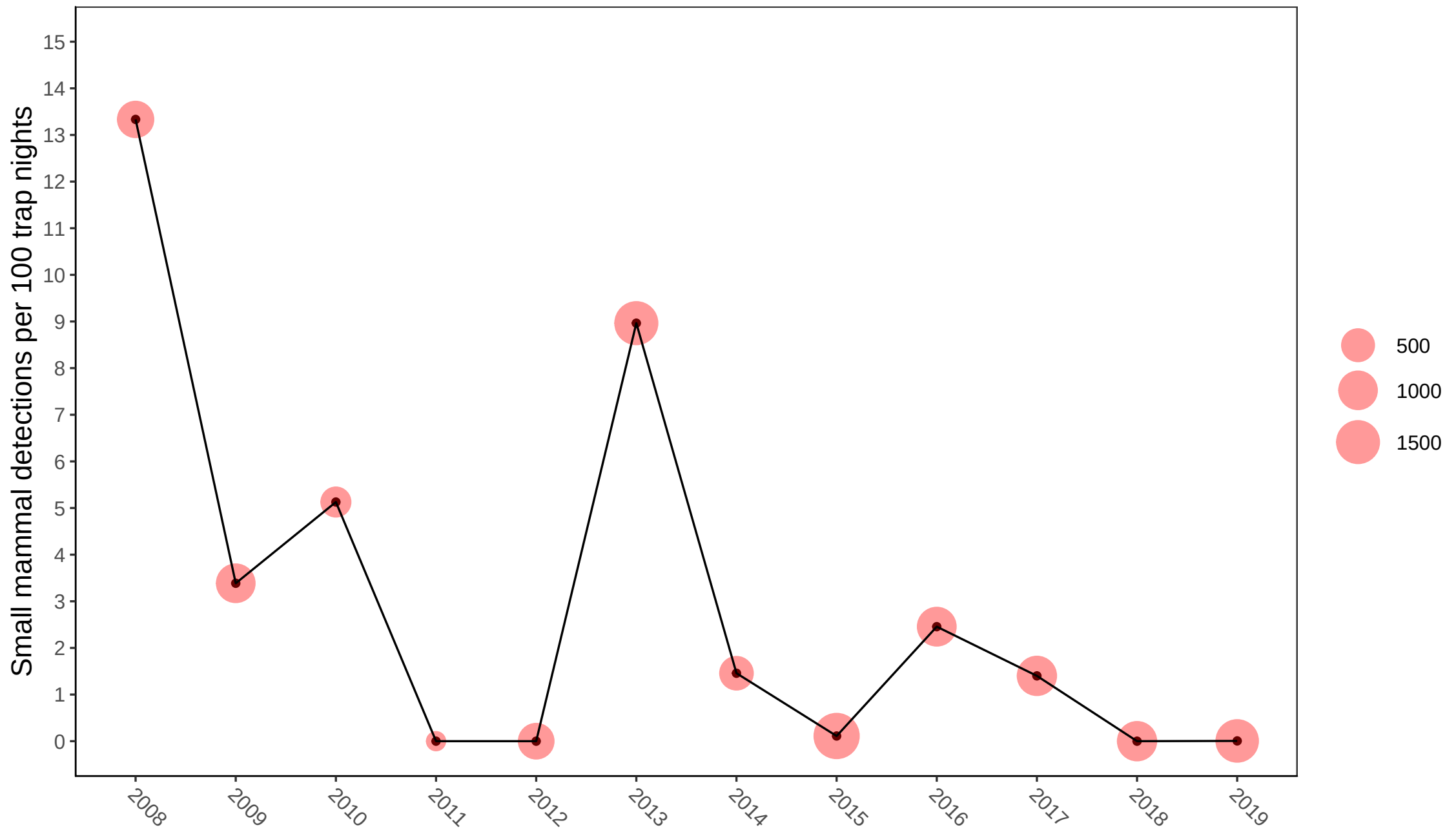

Figure 11: Lemming detections per 100 trap nights across years. Trapping efforts varied by year, and total trap nights are visualized in red.

Arthropod Diversity In 2019, 30 pitfall traps were deployed from July 17 to August 17. Traps were recharged once during this period, and resulted in a total of 60 collections and 17,377.9 trap hours. Pitfall samples are currently being sorted into the following categories: 1. carabidae, 2. spiders, and 3. non-carabidae beetles.

Specimen sorting is almost complete, and current detections per site are summarized in Table 7. So far, a total number of 108 carabidae, 189 spiders, and 12 beetles not in the carabidae family have been sorted. Under spervision of NuWCRU staff, three undergraduates at the University of Alberta showing interest in invertebrate ecology have been recruited to identify specimens to species, and undertake correct sample archival.

PFP1

Veg Type	Carabidae	Spiders	Other Beetle
gram	6	18	0
heath	3	NA	2
shrub	31	44	2
total	*40*	*62*	*4*

PFP2

Veg Type	Carabidae	Spiders	Other Beetle
gram	6	25	4
heath	6	7	0
shrub	3	10	0
total	*15*	*42*	*4*

PFP3

Veg Type	Carabidae	Spiders	Other Beetle
gram	15	13	0
heath	9	24	0
shrub	14	14	0
total	*38*	*51*	*0*

PFP4

Veg Type	Carabidae	Spiders	Other Beetle
gram	6	8	0
heath	1	0	4
shrub	11	5	0
total	*18*	*13*	*4*

PFP5

Veg Type	Carabidae	Spiders	Other Beetle
gram	1	4	0
heath	9	9	0
shrub	10	13	0
total	*20*	*26*	*0*

Table 7: Current tally of detected invertebrates at all locations. Specimen sorting is not yet complete (approximately 10% of samples left to process) so these numbers will increase.

3.1.3 Avian Herbivores and Insectivores

Passive Sampling All recordings have been converted to WAV format for processing, and 5 recordings have been transcribed from each ARU station. A total of 28 species were detected across all recordings, with the tallies shown in Table 8.

spp	*n*	*spp*	*n*
TUSW	38	REDP	4
SAVS	35	UNPA	4
HEGU	28	UNSH	4
AMPI	25	COLO	3
REDP	22	RLHA	3
CANG	21	LESA	2
HOLA	20	RTLO	2
SACR	16	SESA	2
LTDU	15	CANG	2
LALO	12	ARGS	1
PALO	9	CORA	1
SEPL	7	UNDU	1
UNLO	6	UNGO	1
FOX	4	UNKN	1

Table 8: All species detected within the first round of transcritptions (*n* = 48 recordings) for 2019 in Rankin Inlet.

3.1.4 Tertiary Consumers

Raptors Model results (Figure 12, and Table 9) indicate that occupancy has remained stable, throughout the monitoring period. Productivity appears to have declined over the same period. Potential mechanisms for these patterns have been investigated in standalone studies ([46], [23], [3], [44]). After fitting each GAM, we validated model fit using histograms and kernel density plots to inspect the residuals for normality. We assessed homogeneity of variance by plotting residual values against fitted values, and inspected each plot to ensure that points were uniformly distributed. Model outputs for each GAM included estimates of the grand mean for each attribute of interest for each monitoring site (i.e., the intercept term).

	Coefficient		Smoothing Terms				
model	*Intercept*	*SE*	*edf*	*p-value*	*D (%)*	*GCV*	*n*
occupancy ~ s(year)	0.74	0.010	1.00	0.16	5.7	0.004	36
productivity ~ s(year)	1.07	0.085	1.23	0.043	19.3	0.28	36

Table 9: Model structure and smoothing terms for peregrine falcon occupancy and productivity at Rankin Inlet, NU. The intercept estimates the grand mean, we do not report a p-value as the intercept is expected to be significantly different from zero *a priori*. Effective degrees of freedom (edf) were estimated by generalized cross-validation, where higher values indicate less smoothing and lower values indicate more smoothing; significant p-values indicate improved model fit (%D, deviance explained) compared to a linear model. Non-significant p-values indicate highly variable data.

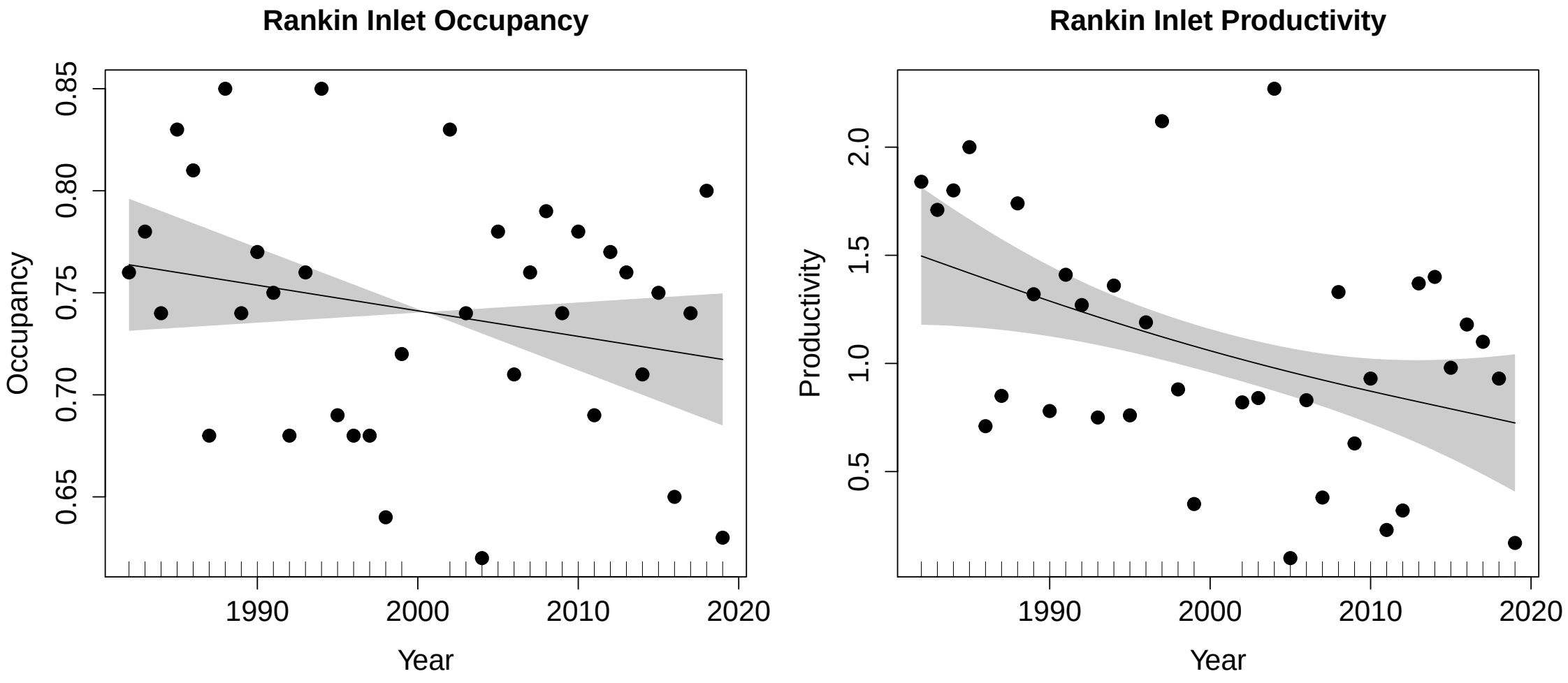

Figure 12: Peregrine Falcon occupancy and productivity since 1981.

3.1.5 Physical

Temperature Historical climate data from the Rankin Inlet weather station dates back to 1981. To visualize and compare annual trends, we've summarized daily temperatures for two decades on the extreme ends of the available data, 1981-1991, and 2009-2019. For both decades, we plotted the minimum, maximum, and mean daily temperature for each day of the year. We then subtracted the difference in mean daily temperature between the two decades for each day, and calculted the monthly difference in mean temperature. The results are presented in Figure 13, which shows an overall increase in mean monthly temperature by 1.7°C (0.95), a maximum increase in the month of December of 3.94°C, and a minimum increase in April of 0.510°C.

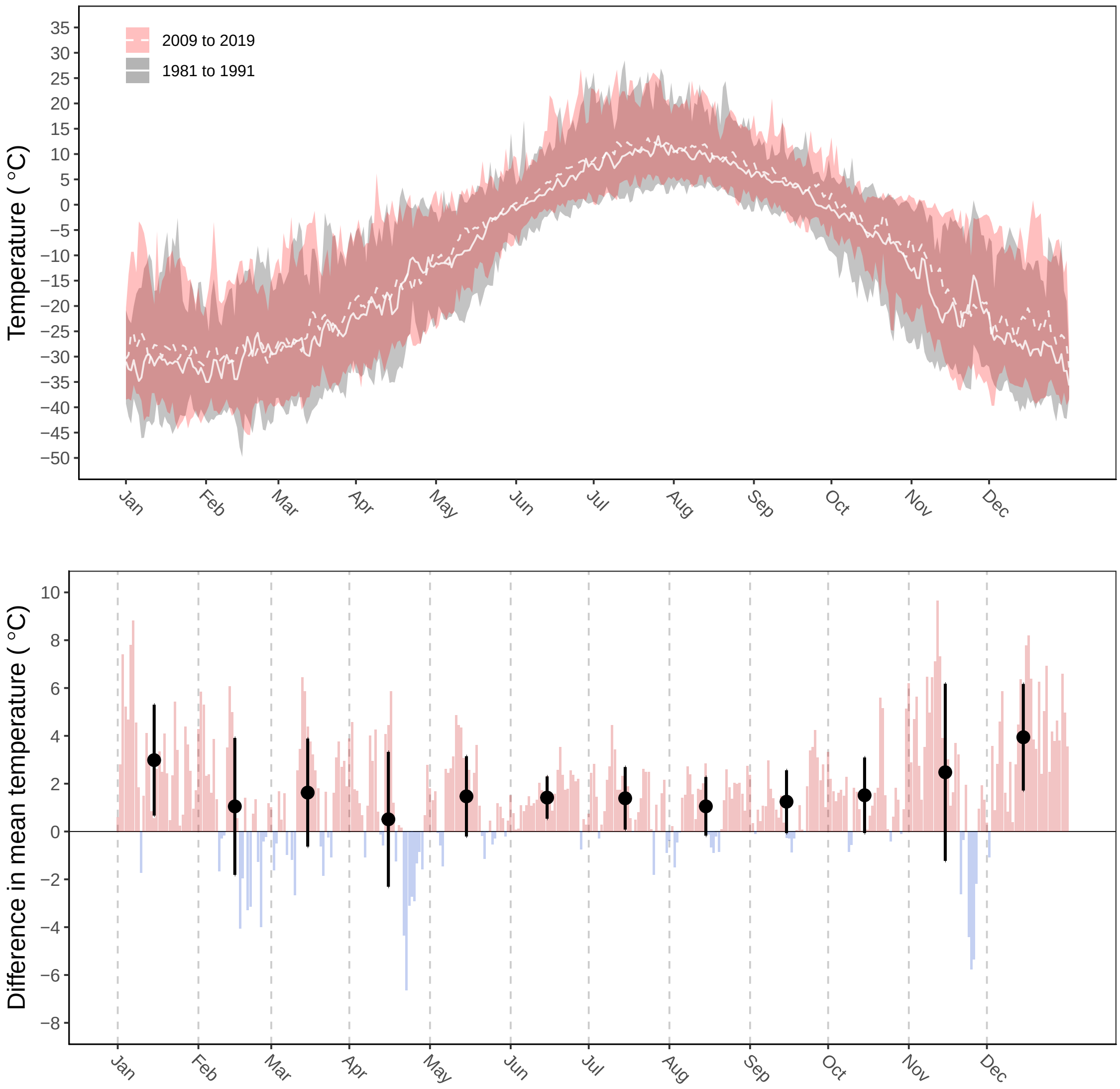

Figure 13: A comparison of daily minimum, maximum, and mean temperatures from 1981-1991, and 2009-2019.

Snow on the Ground To visualize trends in ground snow accumulation over the past 40 years, we visually compared the minimum, maximum, and mean ground snow measurements for the years 1981-1991, and 2009-2019 (14). The resulting figure reveals substantial differences in the mean amount of snow on the ground from December to May, a trend observed by others [9]. Although snow depths were greater from 2009-2019, first snow free dates do not differ.

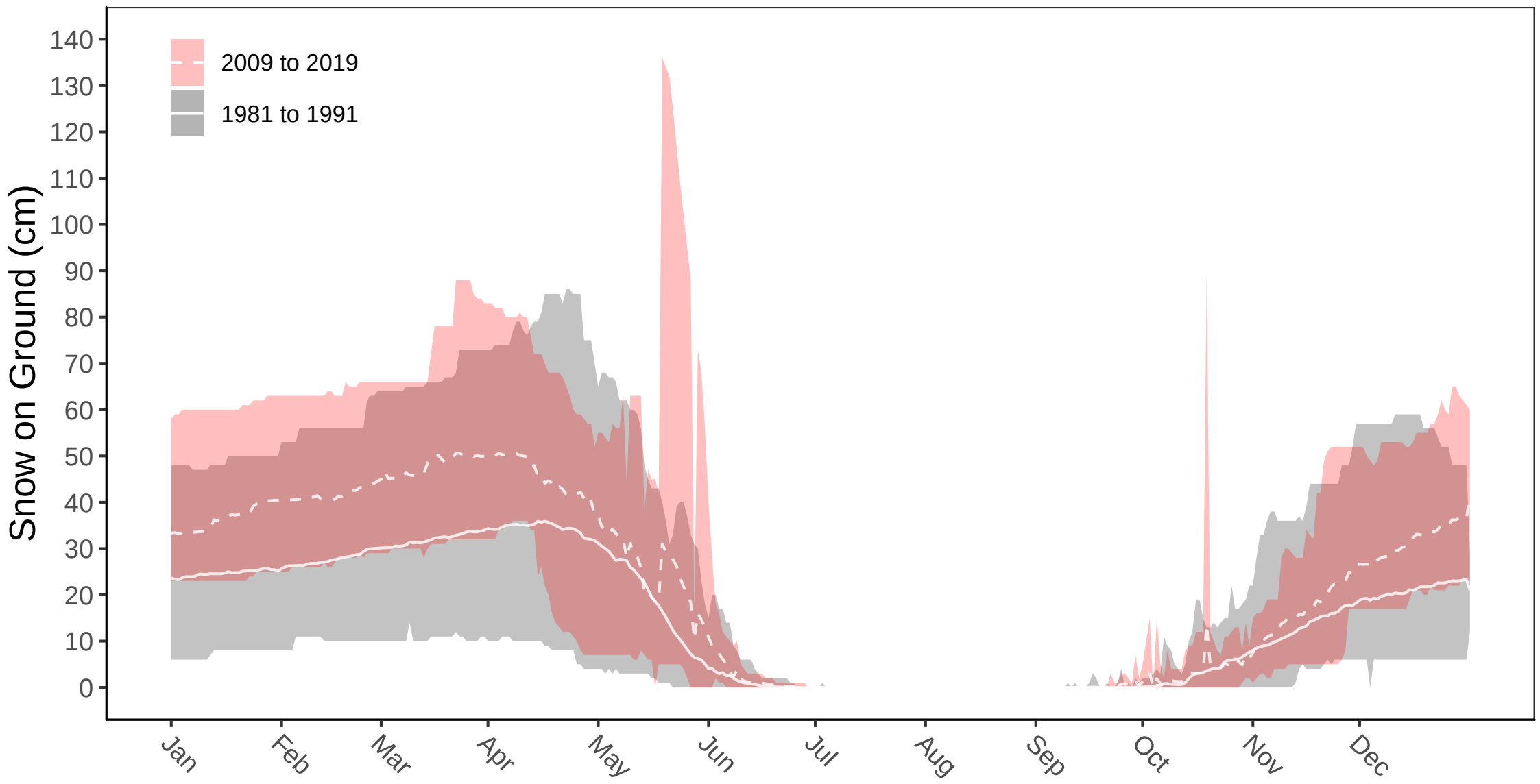

Figure 14: A comparison of daily minimum, maximum, and mean depths of ground snow from 1981-1991, and 2009-2019.

Summer Precipitation To investigate trends in rainfall since 1981, we tallied total monthly precipitation from May through August for all years, as well as the average amount of precipitation per event. The majority of monthly precipitation occurs in July and August, but there is substantial variation between years (Figure 15). Overlaying a simple general linear model indicates little to no trend in the data. Similarly, there doesn't appear to be any pattern in the amount of precipitation falling per event (Figure 16).

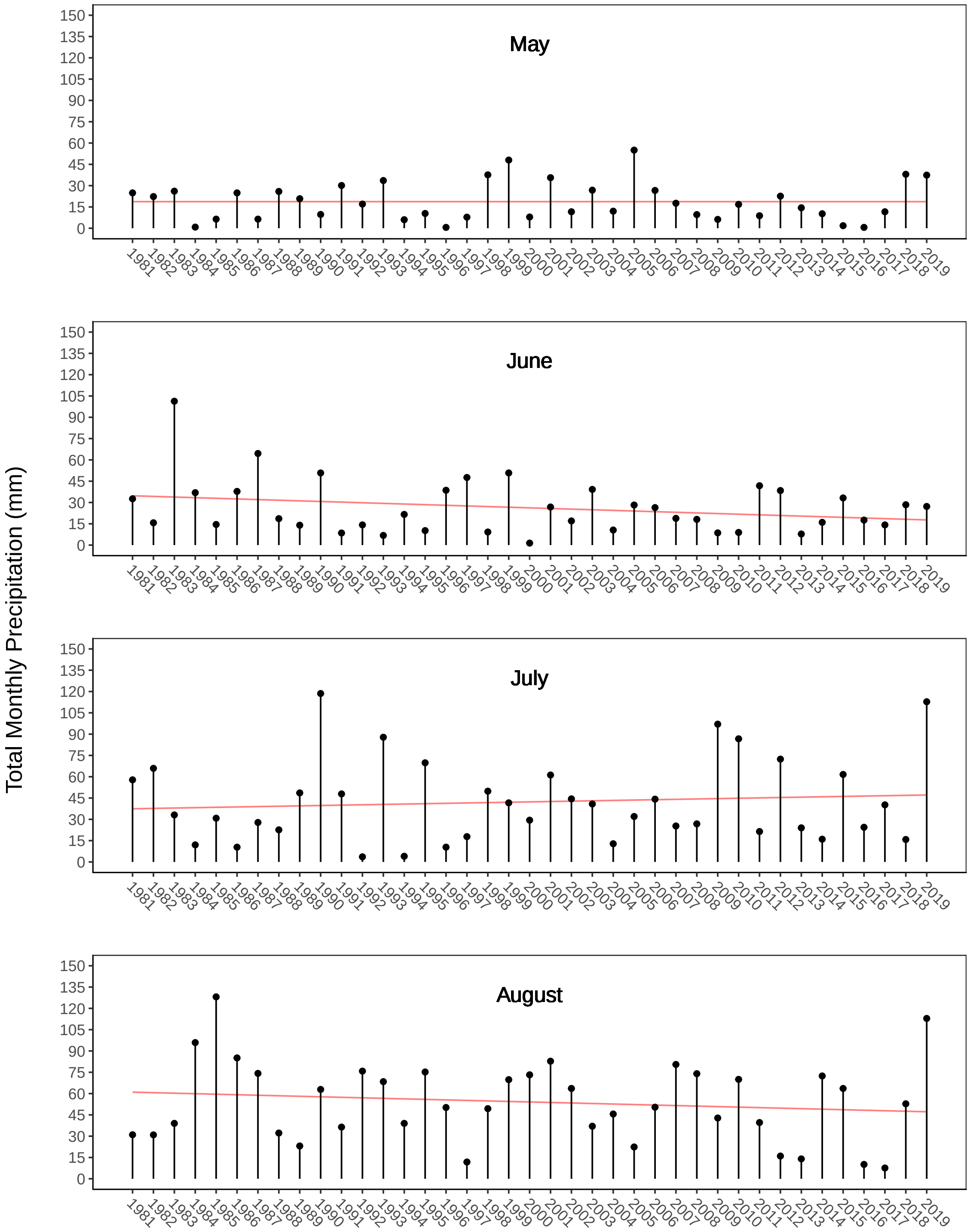

Figure 15: Total precipitation in the summer months from 1981 to 2019.

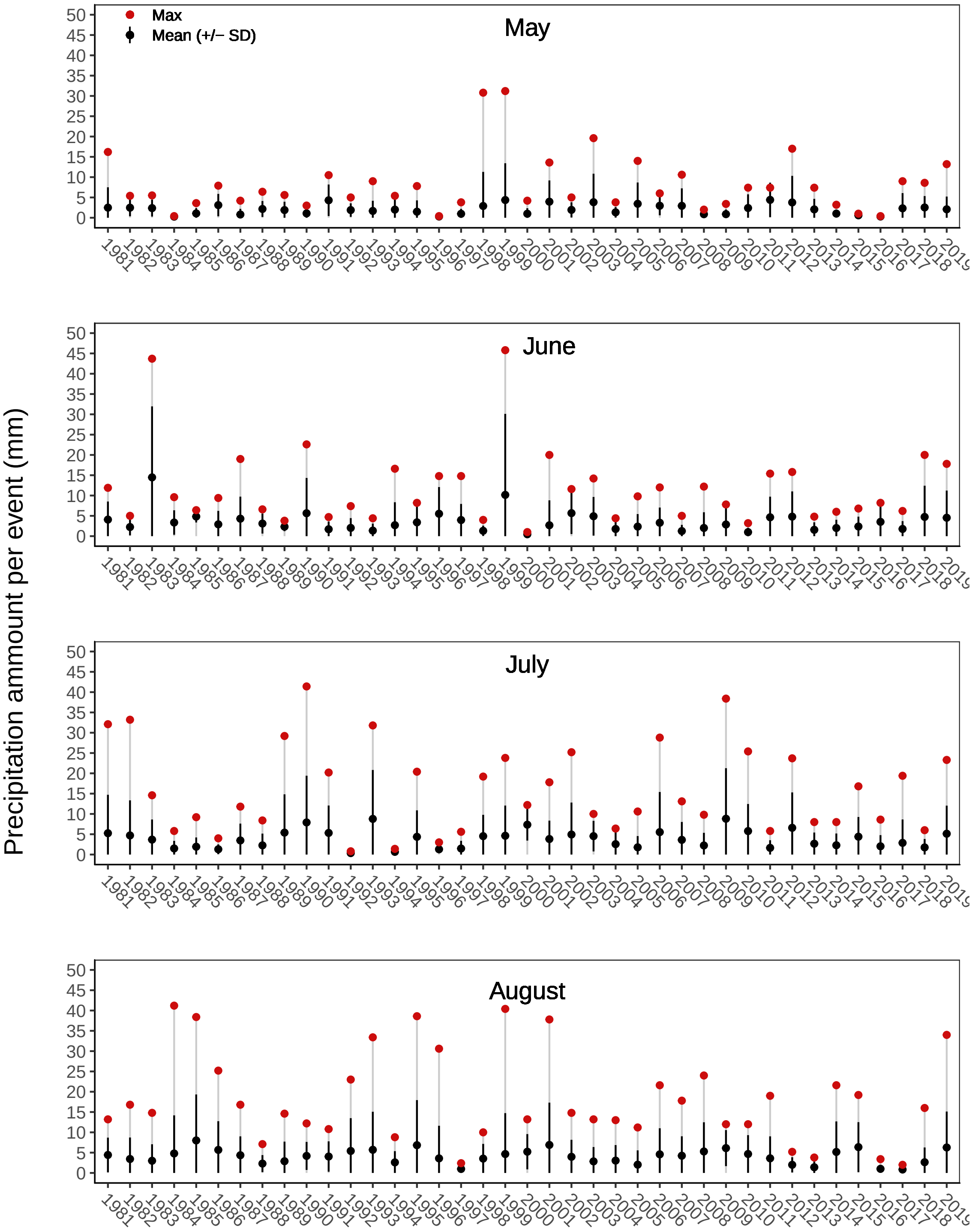

Figure 16: The mean (± SD) and max rainfall amounts within the summer months for each year from 1981 to 2019.

3.2 Qamanirjuaq Calving Grounds

3.2.1 Vegetation Monitoring

Visual comparison of vegetation quadrats images (Figure 17) show clearly that plant matter in 2012 was much drier compared to 2018. In 2102, quadrat photographs were recorded between September 18th and 23rd, and in 2018 photographs were recorded approximately one month earlier (between

August 26th and 29th).

The goal of this analysis was to provide a preliminary comparative visual assessment of the vegetation quadrats over times for each habitat type at each sampling station. Using the library of images recorded in 2012, and 2018, we randomly selected one 1x1 meter quadrat in each of the three permanent 15m x 15m quadrat (heath, shrub, graminoid), per site, and constructed a panel of 96 images (2 years by 16 sites, by 3 types of vegetation communities). We have started to translate methods from Chen et al. 2010 [15] into R for analysis.

3.2.2 Pellet Counts

Here we report on predicted values for pellets counts averaged across years (mean ± 1 standard deviation). Pooled pellet count trends for caribou, small mammals and ptarmigan (Figure 18a) increased from south to north for both caribou and ptarmigan, while pooled counts for small mammals decreased from south to north. For caribou the highest predicted counts were recorded at the northernmost station (R3Z1) averaged to 9.9±7.0, 7.0±5.0, and 4.0±2.8, for heath, shrub, and graminoid quadrats respectively. Similarly, the highest pellet counts for ptarmigan were recorded at the northernmost station and averaged 3.9±3.4, 3.6±3.1, and 1.2±1.04, for heath, shrub, and graminoid quadrats respectively. Pellet counts for small mammal were highest in the southernmost station and averaged 13.2±9.4, 10.0±7.1, and 4.2±3.0, for shrub, graminoid and heath quadrats respectively. The lowest counts for caribou summed to 2.7±2.93, 1.73±1.9, and 1.0±1.1 for heath, shrub, and graminoid quadrats respectively. Although the lowest counts for small mammals occurred within R3Z6, and were slightly higher in the northernmost zone (R3Z1), confidence intervals in counts for each zone overlapped, suggesting no difference. Small mammal pellt counts in R3Z6 summed to 0.4±0.7, 0.3±0.6, and 0.1±0.2, for shrub, graminoid and heath quadrats respectively. For caribou the lowest counts recorded summed to 4.0±2.8, 2.8±2.0, and 1.6±1.2, for heath, shrub, and graminoid quadrats respectively, and lowest counts for ptarmigan summed to 1.3±1.1, 1.1±1.0, and 0.4±0.3, for heath, shrub, and graminoid, respectively. Smoothed trends of annual pellet counts for caribou, small mammals and ptarmigan (Figure 18b, Figure 18c, and Figure 18d) show the lowest counts in 2013 (i.e., the year following removal). The smoothed trends for all species in all years followed the same trend for pooled years; caribou and ptarmigan increased from south to north, and small mammals decreased from south to north. Pellet counts were highest in 2012 for caribou and for ptarmigan, but for small mammals, counts were highest in 2015.

Total predicted counts for species by year (Figure 19) indicate, unsurprisingly, that for all species counts were lowest in 2013, following removal in 2012. For caribou and ptarmigan, highest counts were observed in 2012 (the first year of the program). Predicted counts for small mammal pellets were highest in 2015 despite removal in 2012 and 2013.

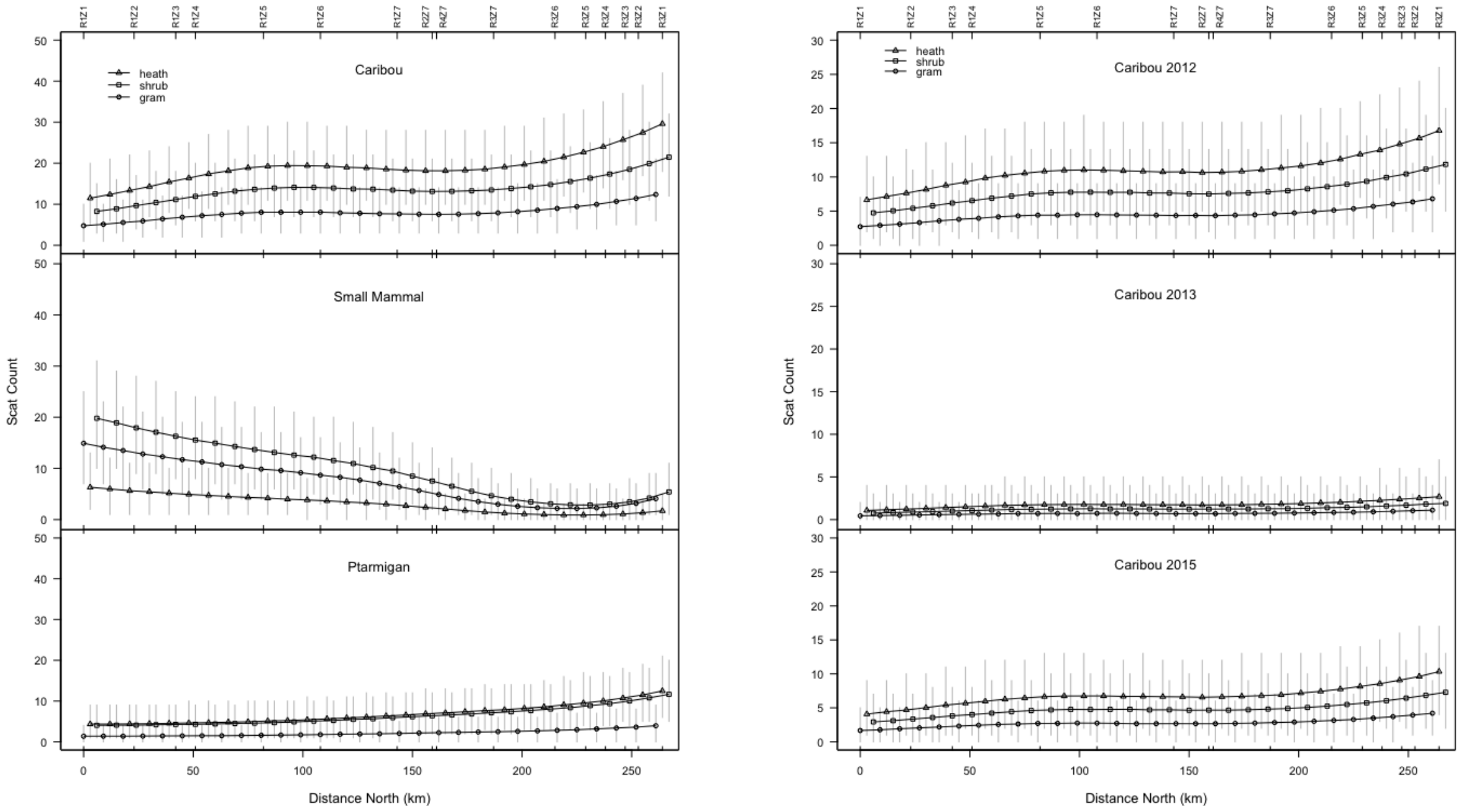

(a) Pellet counts pooled across all years

(b) Caribou pellet counts

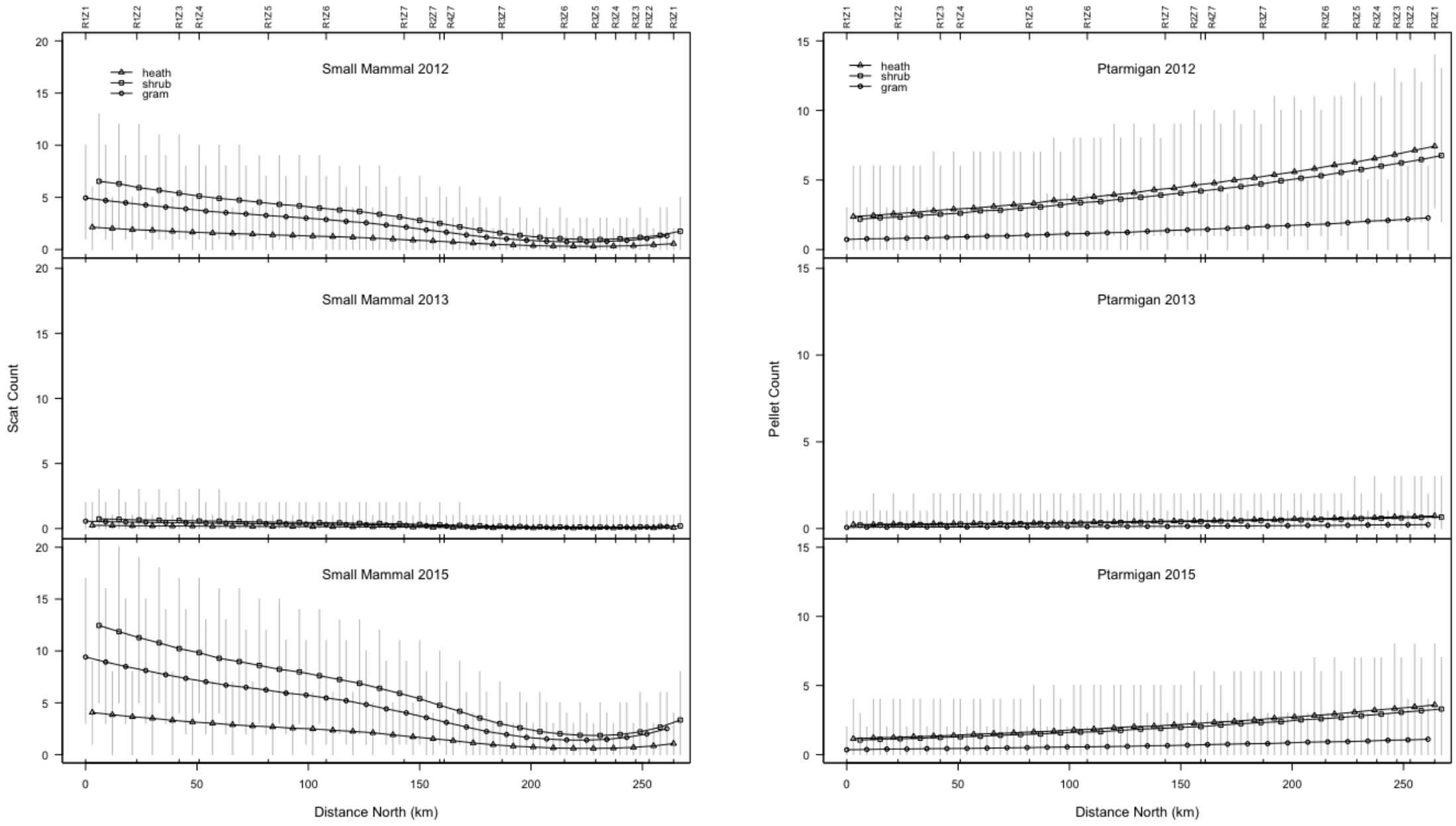

(c) Small mammal pellet counts

(d) Ptarmigan pellet counts

Figure 18: A summary of pellet counts among three veg dominated plots (heath, graminoid, and shrub), and three years

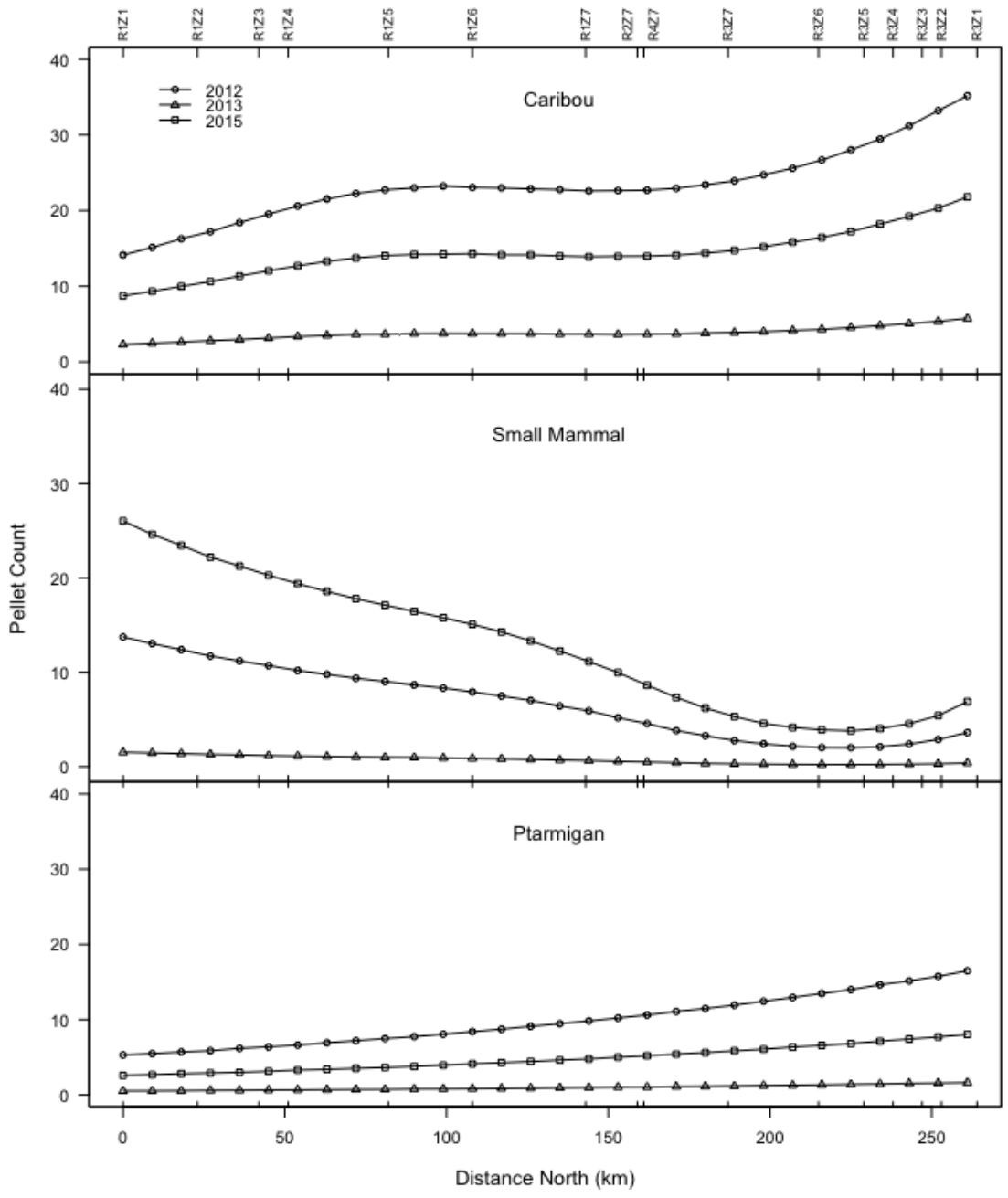

Figure 19: pellet count pooled within each year for all species

3.2.3 Motion Sensitive Cameras

A total of 31 cameras were installed over two years; 15 in 2015, and 16 in 2016 (Figure 21). In 2015, cameras were deployed from May 14 to May 16, and were retrieved at the end of August. A total of 16,893 images (excluding images captured after camera had fallen over) were captured, with an average of 1,126 images per site. The number of days over which cameras captured quality images in 2015 averaged 58 per site, and ranged from 6 (R3Z5), to 101 (R3Z7). A total of five cameras fell, or were pushed over prior to retrieval resulting in a reduced duration of operation. In 2016, 31,130 images were captured averaging 1,945 per site. The average number of days with useable images in 2016 was greater than 2015 with an average of 72 per site, and ranged from 9 days at site R1Z6 to 121 days at R4Z7, and R1Z4. A total of 6 cameras were disturbed, or pushed over by wildlife (muskox, caribou, and grizzly), and an additional three fell from unknown causes.

The timing of caribou migration, as determined by the first yearly Caribou detection in any year, ranged from May 9 at the site furthest to the south (R3Z1), to July 3 at the site furthest to the north (Figure 20).

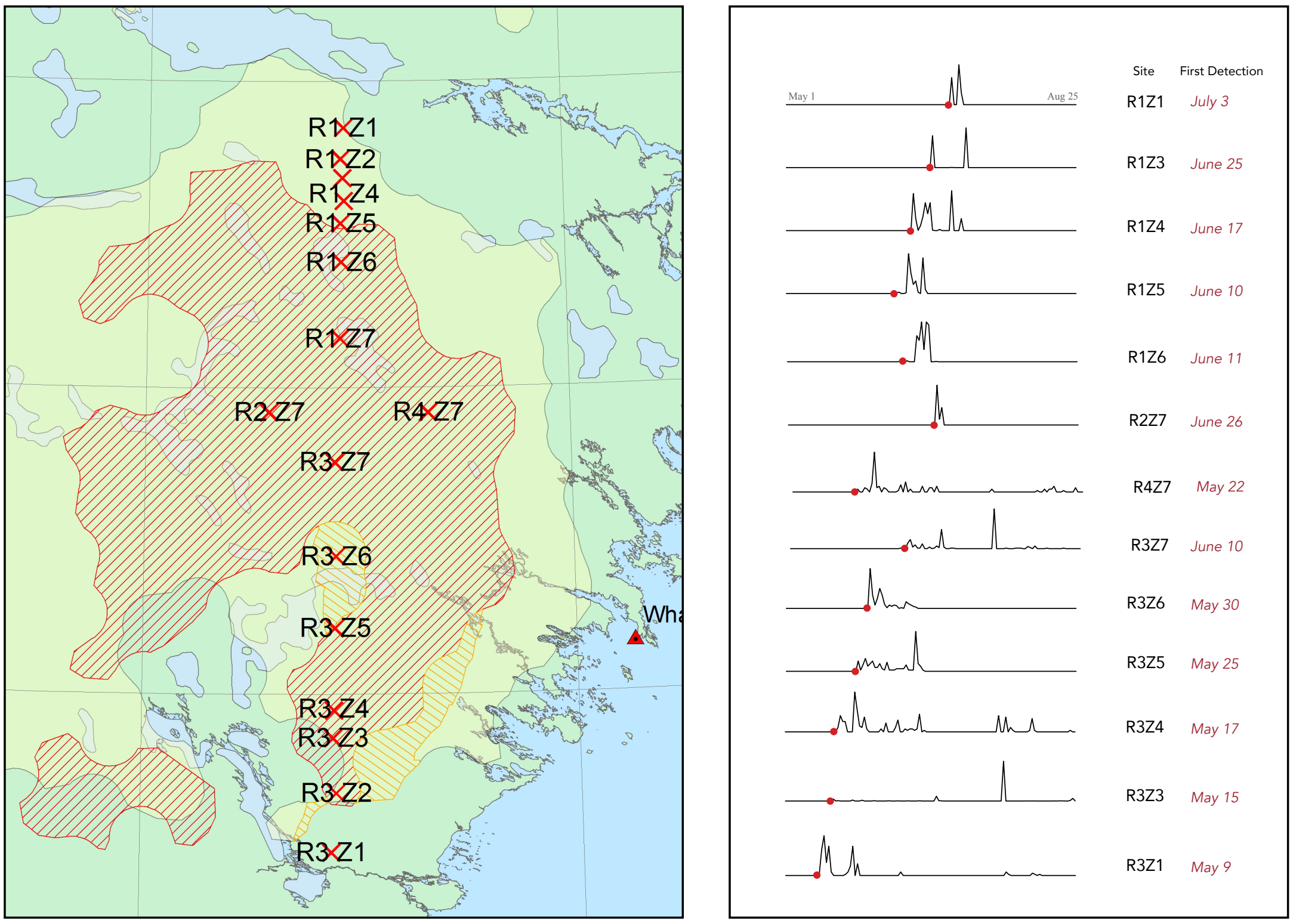
R1Z1
R1Z2
R1Z4
R1Z5
R1Z6
R1Z7
R2Z7
R4Z7
R3Z7
R3Z6
R3Z5
R3Z4
R3Z3
R3Z2
R3Z1
Wha
May 1
Aug 25
Site
First Detection
R1Z1 July 3
R1Z3 June 25
R1Z4 June 17
R1Z5 June 10
R1Z6 June 11
R2Z7 June 26
R4Z7 May 22
R3Z7 June 10
R3Z6 May 30
R3Z5 May 25
R3Z4 May 17
R3Z3 May 15
R3Z1 May 9

Figure 20: A visual of daily caribou detections from remote cameras between May 1 and August 25

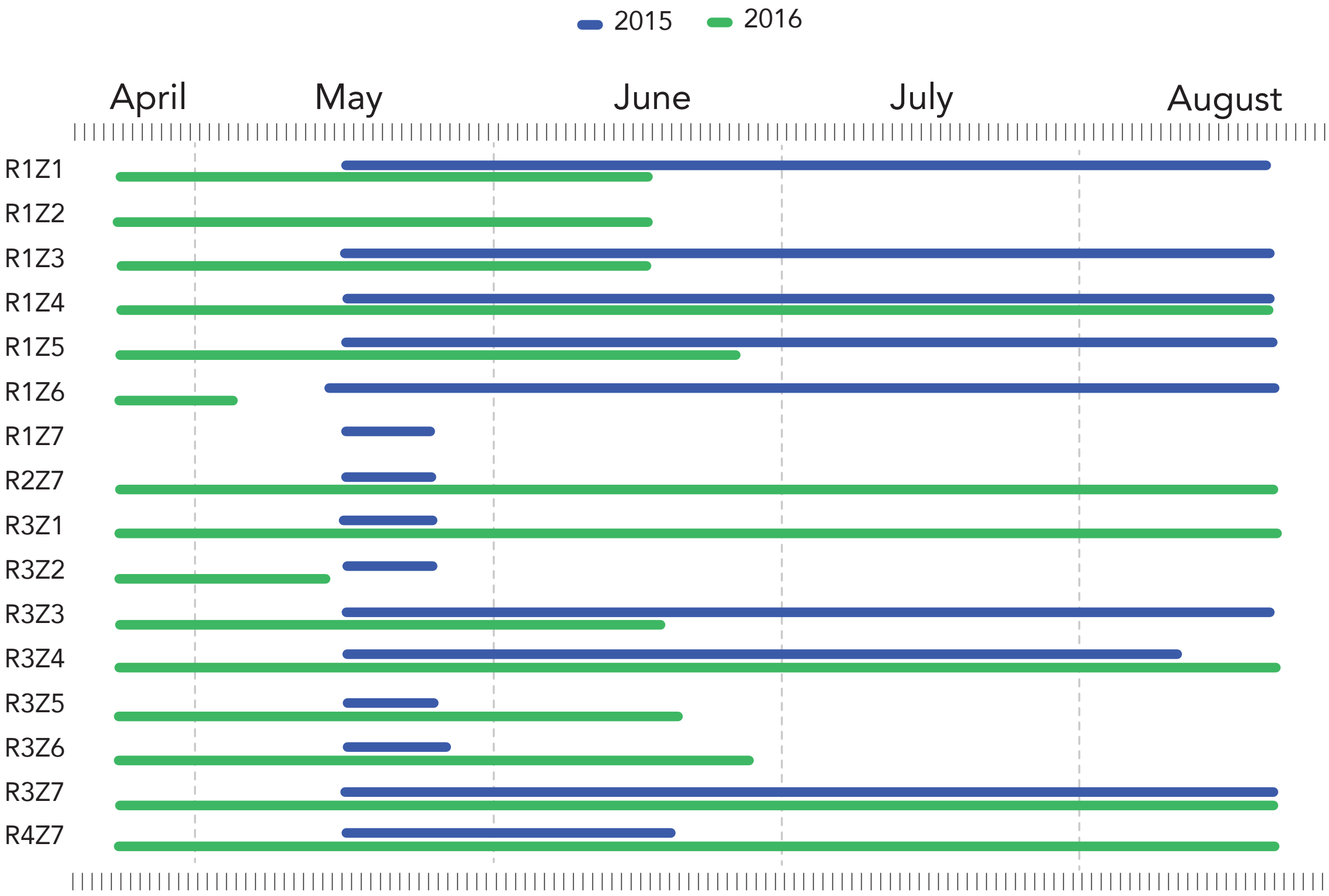

Figure 21: Motion sensitive cameras functioning in 2015 (blue) and 2016 (green)

3.2.4 ARUs

A total of 18,196 ten-minute recordings spanning approximately 12 weeks in 2015, and approximately 10 weeks in 2016 are available. ARUs were installed at 12 sites in 2015 with recordings beginning in late May, and continuing through August (variation in monitoring period among sites, likely due to battery power), and 8 sites in 2016 with recordings beginning in late April, and continuing through early July (Figure 22). The number of ten-minute recordings available for each day of coverage ranges from 5 to 15. The first and last recording times within each day vary, however mainly range from 12:00 AM to mid-afternoon. Files are currently being transcribed.

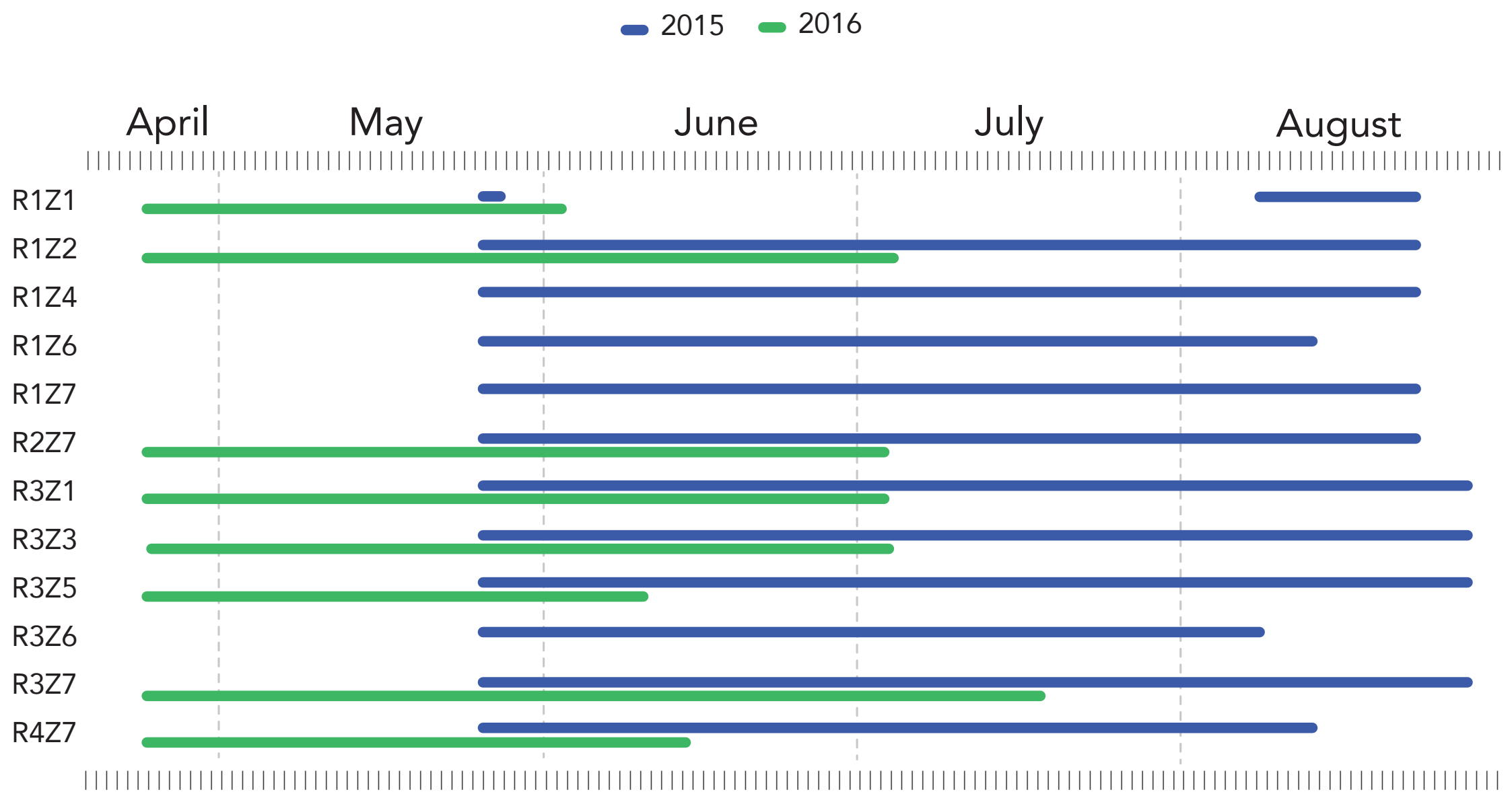

Figure 22: Autonomous recording units successfully recording in 2015 (blue) and 2016 (green).


Graminoid
2012
2018
Heath
2012
2018
Shrub
2012
2018
R1Z1
R1Z2
R1Z3
R1Z4
R1Z5
R1Z6
R1Z7
R2Z7
R3Z1
R3Z2
R3Z3
R3Z4
R3Z5
R3Z6
R3Z7
R4Z7

Figure 17: To compare changes in vegetation between 2012 and 2018, photos of the same location within respective plot are displayed beside one another.

4 Discussion

To date, large amounts of data have been collected and archived. This report outlines efforts taken to summarize and analyze data that have been collected, describes potential problems associated with the data, compiles information relevant to ongoing work, describes the deployment of an additional field program around Rankin Inlet (for efficacy related to helicopter access), provides preliminary analysis and data summaries, and offers recommendations to ensure that ecosystem-level monitoring in the Qamanirjuaq caribou summer range continues with best practices in mind.

In the 2019 field season, many components of a new field program were rolled out near the community of Rankin Inlet. Following the general L-TEMP approach to monitoring ecosystem change across trophic levels(primary producers, and primary to tertiary consumers). Permament sampling locations were established to ensure consistent sampling across years for all trophic levels, and new equipment and sampling methods were trialed. Work completed in 2019 includes:

- Primary Producers
  - vegetation community dynamics
  - dendro ecology, and secondary growth patterns
- Primary and Secondary Consumers
  - microtine rodent sampling
  - invertebrate sampling
  - avian herbivore and insectivore sampling
- Tertiary Consumers
  - raptor monitoring
- Physical
  - rain loggers
  - work with historical data

NuWCRU continues to investigate additional data collection methods to employ in the upcoming field season, and we anticipate adding 1. vegetation phenology transects for *Dryas integrifolia* (mountain avens), *Eriophorum vaginatum* (cottongrass), and *Salix herbacea* (Alpine dwarf shrub), 2. pan traps for sampling pollinating insects, and 3. extensive work with available earth observation data.

Work continued in the Qamanirjuaq calving grounds following methods established in 2012. Concern over sampling design resulted in moving environmental sensors (ARUs and remote cameras) to Rankin Inlet, but vegetation (random sampling, images, and dendro ecology), and pellet sampling were completed. Analysis of historical pellet count data indicated that counts of caribou and ptarmigan pellets increased from north to south, while counts of small mammal pellets decrease from south to north. The general pattern of increased caribou pellet counts from south to north is consistent with observations that in recent years calving has tended to occur within the northeastern extents of the calving grounds, and with increased post-calving abundance in the same region. Our analysis indicated that caribou pellets were highest in heath habitat, which may be associated with selection of elevated heath communities that are relatively snow-free compared to shrub and graminoid-dominated vegetation. Alternately, heath communities tend to be more xeric which may contribute to lower break-down rates compared to relatively mesic vegetation. However, inconsistent deployment of a field program obscures these results. Only one year (2013) of seven characterized pellet counts for a calendar year, and although the general trend for caribou remains consistent with counts for multiple years, counts are very low. Single year accumulations of ptarmigan and small mammal pellets were essentially zero. We suggest that the current approach of recording the number of individual pellets up to a maximum of four, and recording all other counts (i.e., five or more) within a single category (i.e., >4), may have obscured true pattern. It is also possible that the quadrat size over-which pellet counts are currently tallied is too small to capture among-year variation of pellet counts given the current herd size. Microtine rodent abundance is known to be cyclical [65], and it appears that microtine rodent abundance was high in 2014 and/or 2015; unfortunately, we cannot determine which of the three possibilities occurs because pellet removal did not occur in 2014.

Although further analysis of data collected to date is possible, inconsistency in data collection has reduced power, and many challenges are associated with the data. As such, NuWCRU prioritized the development of analytical methods, databases, protocol, analytical transparency and version control, best practices for data management, so that incoming data is organized and well-documented. The infrastructure for transparency and data management has now been established, and NuWCRU continues to work through data incoming from the 2019 field season, as well as archived data from historical work in the calving grounds (2012-2018).

Acknowledgements

A lot of hard work and investment from many people has made the collection of data to date possible. We would like to thank Page Burt for her extreme hospitality, expertise, and patience in helping with unknown plant specimens. We also thank Mitch Campbell and Keenan Lindell for their guidance, and help with data collection throughout the program deployment.

References

[1] Long-term Climate Change: Projections, Commitments and Irreversibility Pages 1029 to 1076. In Intergovernmental Panel on Climate Change, editor, *Climate Change 2013 - The Physical Science Basis*, pages 1029–1136. Cambridge University Press, Cambridge, 2014.

[2] S. Altizer, R. S. Ostfeld, P. T. J. Johnson, S. Kutz, and C. D. Harvell. Climate Change and Infectious Diseases: From Evidence to a Predictive Framework. *Science*, 341(6145):514–519, August 2013.

[3] Alexandre Anctil, Alastair Franke, and Joël Bêty. Heavy rainfall increases nestling mortality of an arctic top predator: Experimental evidence and long-term trend in peregrine falcons. *Oecologia*, 174(3):1033–1043, March 2014.

[4] A. Andreev. The ten year cycle of the willow grouse of Lower Kolyma. *Oecologia*, 76(2):261–267, July 1988.

[5] G R Beard, W A Scott, and J K Adamson. The Value of Consistent Methodology in Long-term Environmental Monitoring. *Environmental Monitoring and Assessment*, 54(3):239–258, 1999.

[6] D Berteaux, Mm Humphries, Cj Krebs, M Lima, Ag McAdam, N Pettorelli, D Réale, T Saitoh, E Tkadlec, Rb Weladji, and Nc Stenseth. Constraints to projecting the effects of climate change on mammals. *Climate Research*, 32:151–158, 2006.

[7] Dominique Berteaux and Nils Chr. Stenseth. Measuring, understanding and projecting the effects of large-scale climatic variability on mammals. *Climate Research*, 32(2):95–97, 2006.

[8] Frédéric Bilodeau, Gilles Gauthier, and Dominique Berteaux. The effect of snow cover on lemming population cycles in the Canadian High Arctic. *Oecologia*, 172(4):1007–1016, August 2013.

[9] Anne D. Bjorkman, Sarah C. Elmendorf, Alison L. Beamish, Mark Vellend, and Gregory H. R. Henry. Contrasting effects of warming and increased snowfall on Arctic tundra plant phenology over the past two decades. *Global Change Biology*, 21(12):4651–4661, 2015.

[10] John Boulanger, Mitch Campbell, and David S Lee. Estimating Abundance and Trend of the Qamanirjuaq Mainland Migratory Barren-Ground Caribou Subpopulation - June 2017. page 99, 2018.

[11] ST Buckland, DR Anderson, KP Burnham, JL Laake, DL Borchers, and L Thomas. *Introduction to Distance Sampling Estimating Abundance of Biological Populations.* Oxford University Press., 2001.

[12] Stephen T. Buckland, E. A. Rexstad, Tiago A. Marques, and C. S. Oedekoven. *Distance Sampling: Methods and Applications*. Methods in Statistical Ecology. Springer International Publishing, 2015.

[13] Paul-Christian Bürkner. Advanced Bayesian Multilevel Modeling with the R Package brms. *The R Journal*, 10(1):395, 2018.

[14] Marie-Christine Cadieux, Dominique Fauteux, and Gilles Gauthier. Technical manual for sampling small mammals in the Arctic. page 60.

[15] Zhaohua Chen, Wenjun Chen, Sylvain G. Leblanc, and Gregory H.R. Henry. Digital Photograph Analysis for Measuring Percent Plant Cover in the Arctic. *ARCTIC*, 63(3), September 2010.

[16] Lee W. Cohnstaedt, Kateryn Rochon, Adrian J. Duehl, John F. Anderson, Roberto Barrera, Nan-Yao Su, Alec C. Gerry, Peter J. Obenauer, James F. Campbell, Tim J. Lysyk, and Sandra A. Allan. Arthropod Surveillance Programs: Basic Components, Strategies, and Analysis. *Annals of the Entomological Society of America*, 105(2):135–149, March 2012.

[17] Intergroup Consultants. Economic valuation and socio-cultural perspectives of the estimated harvest of the Beverly and Qamanirjuaq caribou herds. Technical report, Winnipeg, MB, 2008.

[18] COSEWIC. Caribou (Rangifer tarandus) barren-ground population COSEWIC assessment and status report 2016. https://www.canada.ca/en/environment-climate-change/services/species-risk-public-registry/cosewic-assessments-status-reports/caribou-barren-ground-population-2016/chapter-1.html, August 2017.

[19] National Research Council, Division on Earth and Life Studies, Polar Research Board, , Board on Environmental Studies Toxicology, and Committee on Cumulative Environmental Effects of Oil and Gas Activities on Alaska's North Slope. *Cumulative Environmental Effects of Oil and Gas Activities on Alaska's North Slope*. National Academies Press, October 2003.

[20] Sasha R. X. Dall, Alasdair I. Houston, and John M. McNamara. The behavioural ecology of personality: Consistent individual differences from an adaptive perspective. *Ecology Letters*, 7(8):734–739, 2004.

[21] L. S. Eggert, J. A. Eggert, and D. S. Woodruff. Estimating population sizes for elusive animals: The forest elephants of Kakum National Park, Ghana. *Molecular Ecology*, 12(6):1389–1402, June 2003.

[22] Sarah C. Elmendorf, Gregory H. R. Henry, Robert D. Hollister, Robert G. Björk, Noémie Boulanger-Lapointe, Elisabeth J. Cooper, Johannes H. C. Cornelissen, Thomas A. Day, Ellen Dorrepaal, Tatiana G. Elumeeva, Mike Gill, William A. Gould, John Harte, David S. Hik, Annika Hofgaard, David R. Johnson, Jill F. Johnstone, Ingibjörg Svala Jónsdóttir, Janet C. Jorgenson, Kari Klanderud, Julia A. Klein, Saewan Koh, Gaku Kudo, Mark Lara, Esther Lévesque, Borgthor Magnússon, Jeremy L. May, Joel A. Mercado-Dıaz, Anders Michelsen, Ulf Molau, Isla H. Myers-Smith, Steven F. Oberbauer, Vladimir G. Onipchenko, Christian Rixen, Niels Martin Schmidt, Gaius R. Shaver, Marko J. Spasojevic, Þóra Ellen Þórhallsdóttir, Anne Tolvanen, Tiffany Troxler, Craig E. Tweedie, Sandra Villareal, Carl-Henrik Wahren, Xanthe Walker, Patrick J. Webber, Jeffrey M. Welker, and Sonja Wipf. Plot-scale evidence of tundra vegetation change and links to recent summer warming. *Nature Climate Change*, 2(6):453–457, June 2012.

[23] Alastair Franke, Jean-François Therrien, Sébastien Descamps, and Joël Bêty. Climatic conditions during outward migration affect apparent survival of an arctic top predator, the peregrine falcon Falco peregrinus. *Journal of Avian Biology*, 42(6):544–551, November 2011.

[24] Gilles Gauthier, Joël Bêty, Marie-Christine Cadieux, Pierre Legagneux, Madeleine Doiron, Clément Chevallier, Sandra Lai, Arnaud Tarroux, and Dominique Berteaux. Long-term monitoring at multiple trophic levels suggests heterogeneity in responses to climate change in the Canadian Arctic tundra. *Philosophical Transactions of the Royal Society B: Biological Sciences*, 368(1624), August 2013.

[25] Paola F. Giordano, Joaquín L. Navarro, and Mónica B. Martella. Building large-scale spatially explicit models to predict the distribution of suitable habitat patches for the Greater rhea (Rhea americana), a near-threatened species. *Biological Conservation*, 143(2):357–365, February 2010.

[26] P. J. Gregory, S. N. Johnson, A. C. Newton, and J. S. I. Ingram. Integrating pests and pathogens into the climate change/food security debate. *Journal of Experimental Botany*, 60(10):2827–2838, July 2009.

[27] C. D. Harvell. Climate Warming and Disease Risks for Terrestrial and Marine Biota. *Science*, 296(5576):2158–2162, June 2002.

[28] Erik Hedlin, Melanie Wilson, Keenan Lindell, Page Burt, Kevin Hawkshaw, Mitch Campbell, and Alastair Franke. Qamanirjuaq Caribou Calving Grounds Long-term Ecological Monitoring Program: 2018 Annual Report to Government of Nunavut. Technical report, Government of Nunavut, 2018.

[29] Thrine Moen Heggberget, Eldar Gaare, and John P. Ball. Reindeer (Rangifer tarandus) and climate change: Importance of winter forage. *Rangifer*, 22(1):13, June 2002.

[30] G.H.R. Henry and U. Molau. Tundra plants and climate change: The International Tundra Experiment (ITEX). *Global Change Biology*, 3(S1):1–9, December 1997.

[31] Alexandre H. Hirzel and Gwenaëlle Le Lay. Habitat suitability modelling and niche theory. *Journal of Applied Ecology*, 45(5):1372–1381, October 2008.

[32] E Hoberg and J Kutz. Chapters - Arctic biodiversity, Conservation of Arctic Flora and Fauna (CAFF). https://arcticbiodiversity.is/index.php/participants/13-the-report/chapters?start=15.

[33] Toke T. Høye, Eric Post, Hans Meltofte, Niels M. Schmidt, and Mads C. Forchhammer. Rapid advancement of spring in the High Arctic. *Current Biology*, 17(12):R449–R451, June 2007.

[34] Rolf A. Ims and Eva Fuglei. Trophic Interaction Cycles in Tundra Ecosystems and the Impact of Climate Change. *BioScience*, 55(4):311, 2005.

[35] Intergovernmental Panel on Climate Change and Ottmar Edenhofer, editors. *Climate Change 2014: Mitigation of Climate Change: Working Group III Contribution to the Fifth Assessment Report of the Intergovernmental Panel on Climate Change*. Cambridge University Press, New York, NY, 2014. OCLC: ocn892580682.

[36] Richard K. Johnson, Daniel Hering, Mike T. Furse, and Ralph T. Clarke. Detection of ecological change using multiple organism groups: Metrics and uncertainty. *Hydrobiologia*, 566(1):115–137, August 2006.

[37] Richard K. Johnson, Daniel Hering, Mike T. Furse, and Piet F. M. Verdonschot. Indicators of ecological change: Comparison of the early response of four organism groups to stress gradients. *Hydrobiologia*, 566(1):139–152, August 2006.

[38] T. G. F. Kittel, W. L. Steffen, and F. S. Chapin. Global and regional modelling of Arctic-boreal vegetation distribution and its sensitivity to altered forcing. *Global Change Biology*, 6(S1):1–18, December 2000.

[39] Kari Klanderud and H. J. B. Birks. Recent increases in species richness and shifts in altitudinal distributions of Norwegian mountain plants. *The Holocene*, 13(1):1–6, January 2003.

[40] Pekka Kontiainen, Hannu Pietiäinen, Kalle Huttunen, Patrik Karell, Heikki Kolunen, and Jon E. Brommer. Aggressive Ural owl mothers recruit more offspring. *Behavioral Ecology*, 20(4):789–796, July 2009.

[41] Charles Krebs, Don Reid, Alice Kenney, Doug Morris, and Scott Gilbert. Small Mammal Population Monitoring.

[42] Leif Kullman. Rapid BlackwellScienceLtd recent range-margin rise of tree and shrub species in the Swedish Scandes. *Journal of Ecology*, page 10, 2002.

[43] Susan J. Kutz, Sylvia Checkley, Guilherme G. Verocai, Mathieu Dumond, Eric P. Hoberg, Rod Peacock, Jessica P. Wu, Karin Orsel, Karin Seegers, Amy L. Warren, and Arthur Abrams. Invasion, establishment, and range expansion of two parasitic nematodes in the Canadian Arctic. *Global Change Biology*, pages n/a–n/a, September 2013.

[44] Vincent Lamarre, Pierre Legagneux, Alastair Franke, Nicolas Casajus, Douglas C. Currie, Dominique Berteaux, and Joël Bêty. Precipitation and ectoparasitism reduce reproductive success in an arctic-nesting top-predator. *Scientific Reports*, 8(1), December 2018.

[45] Hedwig Lankau, Alex MacPhail, Michelle Knaggs, and Erin Bayne. Acoustic Recording Analysis Protocol. Technical report, University of Alberta and Alberta Biodiverisyt Monitoring Institute, Edmonton, Alberta, 2015.

[46] Vincent L'Hérault, Alastair Franke, Nicolas Lecomte, Adam Alogut, and Joël Bêty. Landscape heterogeneity drives intra-population niche variation and reproduction in an arctic top predator. *Ecology and Evolution*, 3(9):2867–2879, September 2013.

[47] Tara G. Martin and Hugh P. Possingham. Predicting the impact of livestock grazing on birds using foraging height data: Bird foraging height predicts impact of grazing. *Journal of Applied Ecology*, 42(2):400–408, April 2005.

[48] Steven M. Matsuoka, C. Lisa Mahon, Colleen M. Handel, Péter Sólymos, Erin M. Bayne, Patricia C. Fontaine, and C. John Ralph. Reviving common standards in point-count surveys for broad inference across studies. *The Condor. 116(4): 599-608*, 116(4):599–608, 2014.

[49] Diethart Matthies, Ingo Bräuer, Wiebke Maibom, and Teja Tscharntke. Population size and the risk of local extinction: Empirical evidence from rare plants. *Oikos*, 105(3):481–488, June 2004.

[50] Sean M. McMahon, Sandy P. Harrison, W. Scott Armbruster, Patrick J. Bartlein, Colin M. Beale, Mary E. Edwards, Jens Kattge, Guy Midgley, Xavier Morin, and I. Colin Prentice. Improving assessment and modelling of climate change impacts on global terrestrial biodiversity. *Trends in Ecology & Evolution*, 26(5):249–259, May 2011.

[51] James G. Mickley, Timothy E. Moore, Carl D. Schlichting, Amber DeRobertis, Emilia N. Pfisterer, and Robert Bagchi. Measuring microenvironments for global change: DIY environmental microcontroller units (EMUs). *Methods in Ecology and Evolution*, December 2018.

[52] David L. Miller, M. Louise Burt, Eric A. Rexstad, and Len Thomas. Spatial models for distance sampling data: Recent developments and future directions. *Methods in Ecology and Evolution*, 4(11):1001–1010, November 2013.

[53] Claude Morneau and Serge Payette. Long-term fluctuations of a caribou population revealed by tree-ring data. 78:7, 2000.

[54] Isla H. Myers-Smith, Sarah C. Elmendorf, Pieter S. A. Beck, Martin Wilmking, Martin Hallinger, Daan Blok, Ken D. Tape, Shelly A. Rayback, Marc Macias-Fauria, Bruce C. Forbes, James D. M. Speed, Noémie Boulanger-Lapointe, Christian Rixen, Esther Lévesque, Niels Martin Schmidt, Claudia Baittinger, Andrew J. Trant, Luise Hermanutz, Laura Siegwart Collier, Melissa A. Dawes, Trevor C. Lantz, Stef Weijers, Rasmus Halfdan Jørgensen, Agata Buchwal, Allan Buras, Adam T. Naito, Virve Ravolainen, Gabriela Schaepman-Strub, Julia A. Wheeler, Sonja Wipf, Kevin C. Guay, David S. Hik, and Mark Vellend. Climate sensitivity of shrub growth across the tundra biome. *Nature Climate Change*, 5(9):887–891, September 2015.

[55] Isla H. Myers-Smith, Meagan M. Grabowski, Haydn J. D. Thomas, Sandra Angers-Blondin, Gergana N. Daskalova, Anne D. Bjorkman, Andrew M. Cunliffe, Jakob J. Assmann, Joseph S. Boyle, Edward McLeod, Samuel McLeod, Ricky Joe, Paden Lennie, Deon Arey, Richard R. Gordon, and Cameron D. Eckert. Eighteen years of ecological monitoring reveals multiple lines of evidence for tundra vegetation change. *Ecological Monographs*, page e01351, March 2019.

[56] Isla H. Myers-Smith, Martin Hallinger, Daan Blok, Ute Sass-Klaassen, Shelly A. Rayback, Stef Weijers, Andrew J. Trant, Ken D. Tape, Adam T. Naito, Sonja Wipf, Christian Rixen, Melissa A.

Dawes, Julia A. Wheeler, Agata Buchwal, Claudia Baittinger, Marc Macias-Fauria, Bruce C. Forbes, Esther Lévesque, Noémie Boulanger-Lapointe, Ilka Beil, Virve Ravolainen, and Martin Wilmking. Methods for measuring arctic and alpine shrub growth: A review. *Earth-Science Reviews*, 140:1–13, January 2015.

[57] R. B. Myneni, C. D. Keeling, C. J. Tucker, G. Asrar, and R. R. Nemani. Increased plant growth in the northern high latitudes from 1981 to 1991. *Nature*, 386(6626):698–702, April 1997.

[58] John Andrew Stephen Nagy. *Use of Space by Caribou in Northern Canada*. PhD thesis, University of Alberta, Edmonton, Alberta, 2011.

[59] Ólafur K. Nielsen and Gunnlaugur Pétursson. Population fluctuations of gyrfalcon and rock ptarmigan: Analysis of export figures from Iceland. *Wildlife Biology*, 1(1):65–71, January 1995.

[60] Pantoula Nikolakaki. A GIS site-selection process for habitat creation: Estimating connectivity of habitat patches. *Landscape and Urban Planning*, 68(1):77–94, May 2004.

[61] J. Olofsson, S. Stark, and L. Oksanen. Reindeer influence on ecosystem processes in the tundra. *Oikos*, 105(2):386–396, May 2004.

[62] Johan Olofsson, Heidi Kitti, Pirjo Rautiainen, Sari Stark, and Lauri Oksanen. Effects of summer grazing by reindeer on composition of vegetation, productivity and nitrogen cycling. *Ecography*, 24(1):13–24, February 2001.

[63] Johan Olofsson, Lauri Oksanen, Terry Callaghan, Philip E. Hulme, Tarja Oksanen, and Otso Suominen. Herbivores inhibit climate-driven shrub expansion on the tundra: HERBIVORES INHIBIT SHRUB EXPANSION. *Global Change Biology*, 15(11):2681–2693, November 2009.

[64] Camille Parmesan, Terry L. Root, and Michael R. Willig. Impacts of Extreme Weather and Climate on Terrestrial Biota *. *Bulletin of the American Meteorological Society*, 81(3):443–450, March 2000.

[65] Frank A. Pitelka and George O. Batzli. Population cycles of lemmings near Barrow, Alaska: A historical review. *Acta Theriologica*, 52(3):323–336, September 2007.

[66] Radim Plhal, Jiří Kamler, and Miloslav Homolka. Faecal pellet group counting as a promising method of wild boar population density estimation. *Acta Theriologica*, 59(4):561–569, October 2014.

[67] E. Post, M. C. Forchhammer, M. S. Bret-Harte, T. V. Callaghan, T. R. Christensen, B. Elberling, A. D. Fox, O. Gilg, D. S. Hik, T. T. Hoye, R. A. Ims, E. Jeppesen, D. R. Klein, J. Madsen, A. D. McGuire, S. Rysgaard, D. E. Schindler, I. Stirling, M. P. Tamstorf, N. J.C. Tyler, R. van der Wal, J. Welker, P. A. Wookey, N. M. Schmidt, and P. Aastrup. Ecological Dynamics Across the Arctic Associated with Recent Climate Change. *Science*, 325(5946):1355–1358, September 2009.

[68] E. Post and C. Pedersen. Opposing plant community responses to warming with and without herbivores. *Proceedings of the National Academy of Sciences*, 105(34):12353–12358, August 2008.

[69] H. Scherm, R.W. Sutherst, R. Harrington, and J.S.I. Ingram. Global networking for assessment of impacts of global change on plant pests. *Environmental Pollution*, 108(3):333–341, June 2000.

[70] Caroline A. Schneider, Wayne S. Rasband, and Kevin W. Eliceiri. NIH Image to ImageJ: 25 years of image analysis. *Nature Methods*, 9(7):671–675, July 2012.

[71] Bo Soderstrom, Tomas Part, and Erik Linnarsson. Grazing Effects on Between-Year Variation of Farmland Bird Communities. *Ecological Applications*, 11(4):11, 2001.

[72] Silke S. Steiger, Mihai Valcu, Kamiel Spoelstra, Barbara Helm, Martin Wikelski, and Bart Kempenaers. When the sun never sets: Diverse activity rhythms under continuous daylight in free-living arctic-breeding birds. *Proceedings. Biological Sciences*, 280(1764):20131016, August 2013.

[73] Ron Store and Jukka Jokimäki. A GIS-based multi-scale approach to habitat suitability modeling. *Ecological Modelling*, 169(1):1–15, November 2003.

[74] Ron Store and Jyrki Kangas. Integrating spatial multi-criteria evaluation and expert knowledge for GIS-based habitat suitability modelling. *Landscape and Urban Planning*, 55(2):79–93, July 2001.

[75] Ken Tape, Matthew Sturm, and Charles Racine. The evidence for shrub expansion in Northern Alaska and the Pan-Arctic. *Global Change Biology*, 12(4):686–702, April 2006.

[76] Len Thomas, Stephen T. Buckland, Eric A. Rexstad, Jeff L. Laake, Samantha Strindberg, Sharon L. Hedley, Jon Rb Bishop, Tiago A. Marques, and Kenneth P. Burnham. Distance software: Design and analysis of distance sampling surveys for estimating population size. *The Journal of Applied Ecology*, 47(1):5–14, February 2010.

[77] H. Tømmervik, B. Johansen, J.Å. Riseth, S.R. Karlsen, B. Solberg, and K.A. Høgda. Above ground biomass changes in the mountain birch forests and mountain heaths of Finnmarksvidda, northern Norway, in the period 1957–2006. *Forest Ecology and Management*, 257(1):244–257, January 2009.

[78] H. Tømmervik, B. Johansen, I. Tombre, D. Thannheiser, K. A. Høgda, E. Gaare, and F. E. Wielgolaski. Vegetation Changes in the Nordic Mountain Birch Forest: The Influence of Grazing and Climate Change. *Arctic, Antarctic, and Alpine Research*, 36(3):323–332, August 2004.

[79] Caroline Van Hemert, John M Pearce, and Colleen M Handel. Wildlife health in a rapidly changing North: Focus on avian disease. *Frontiers in Ecology and the Environment*, 12(10):548–556, December 2014.

[80] R. van Klink, F. van der Plas, C. G. E. Toos van Noordwijk, M. F. WallisDeVries, and H. Olff. Effects of large herbivores on grassland arthropod diversity: Large herbivores and arthropods. *Biological Reviews*, 90(2):347–366, May 2015.

[81] Aki Vehtari, Andrew Gelman, and Jonah Gabry. Practical Bayesian model evaluation using leave-one-out cross-validation and WAIC. *Statistics and Computing*, 27(5):1413–1432, September 2017.

[82] Gian-Reto Walther, Eric Post, Peter Convey, Annette Menzel, Camille Parmesan, Trevor J. C. Beebee, Jean-Marc Fromentin, Ove Hoegh-Guldberg, and Franz Bairlein. Ecological responses to recent climate change. *Nature*, 416(6879):389–395, March 2002.

[83] T. N. Wasserman, S. A. Cushman, A. S. Shirk, E. L. Landguth, and J. S. Littell. Simulating the effects of climate change on population connectivity of American marten (Martes americana) in the northern Rocky Mountains, USA. *Landscape Ecology*, 27(2):211–225, February 2012.

[84] Max Wolf and Franz J. Weissing. Animal personalities: Consequences for ecology and evolution. *Trends in Ecology & Evolution*, 27(8):452–461, August 2012.

[85] Simon N. Wood. Fast stable restricted maximum likelihood and marginal likelihood estimation of semiparametric generalized linear models: Estimation of Semiparametric Generalized Linear Models. *Journal of the Royal Statistical Society: Series B (Statistical Methodology)*, 73(1):3–36, January 2011.

[86] Jakob Zscheischler, Seth Westra, Bart J. J. M. van den Hurk, Sonia I. Seneviratne, Philip J. Ward, Andy Pitman, Amir AghaKouchak, David N. Bresch, Michael Leonard, Thomas Wahl, and Xuebin Zhang. Future climate risk from compound events. *Nature Climate Change*, 8(6):469–477, June 2018.

5 Qamanirjuaq - Yearly Range

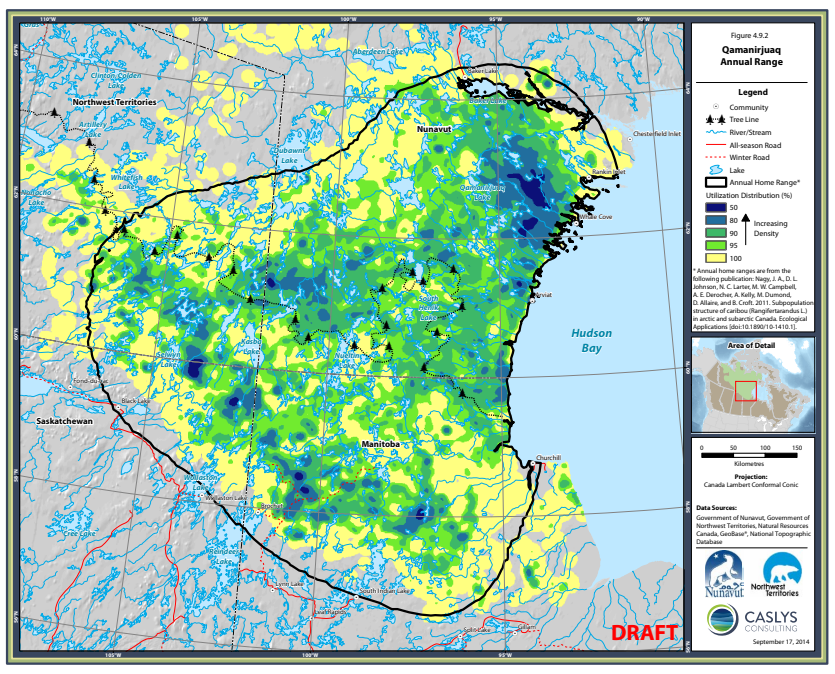
Figure 4.9.2
Qamanirjuaq
Annual Range
Hudson Bay
Nunavut
Northwest Territories
Saskatchewan
Manitoba
DRAFT

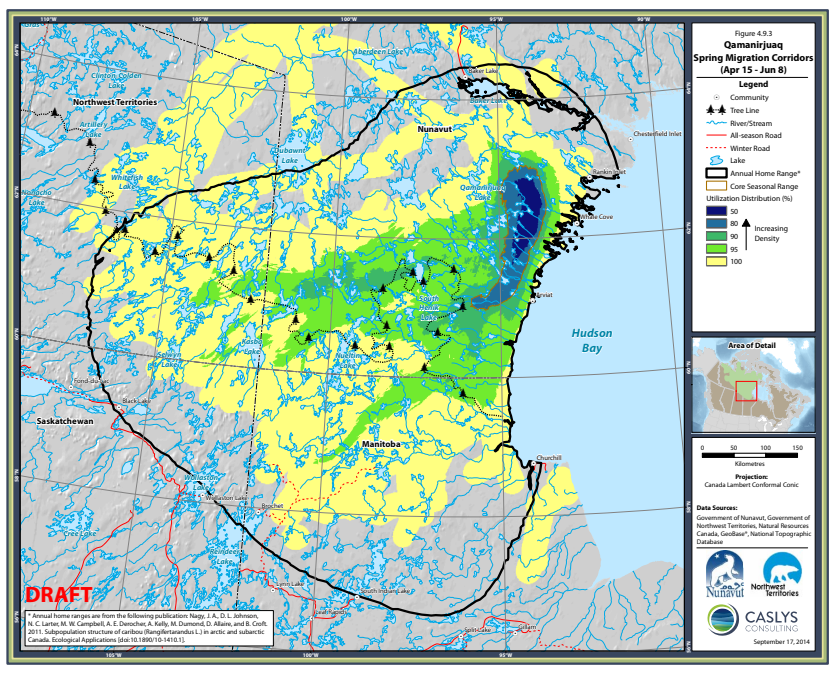
Figure 4.9.3
Qamanirjuaq
Spring Migration Corridors
(Apr 15 - Jun 8)
Hudson Bay
DRAFT

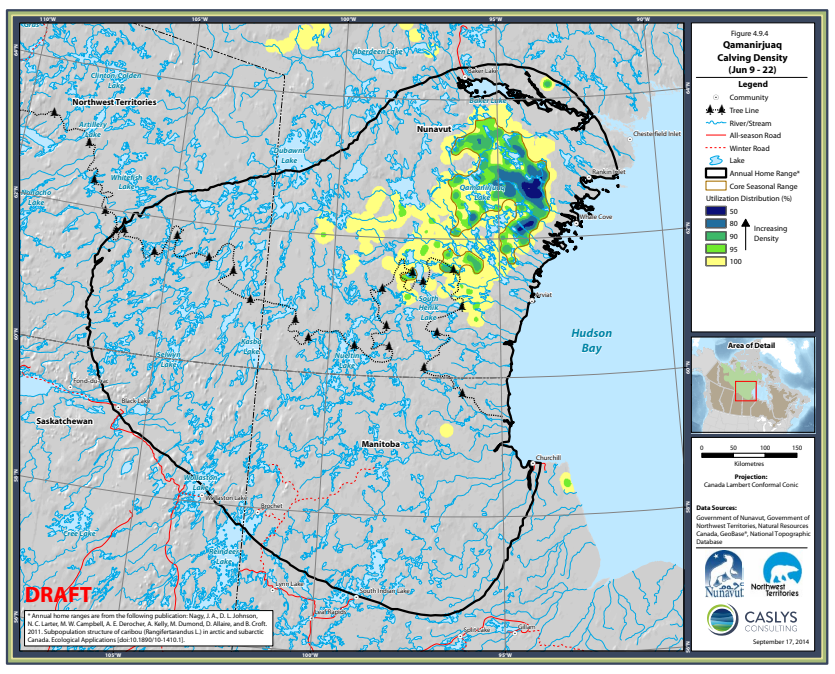
Figure 4.9.4
Qamanirjuaq
Calving Density
(Jun 9 - 22)
Hudson Bay
DRAFT

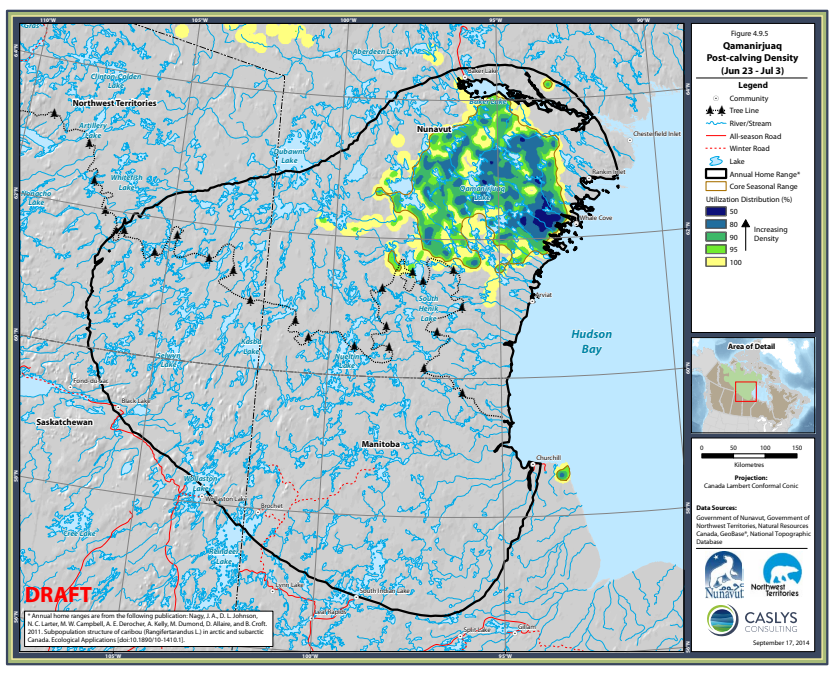
Figure 4.9.5
Qamanirjuaq
Post-calving Density
(Jun 23 - Jul 3)
Hudson Bay
DRAFT

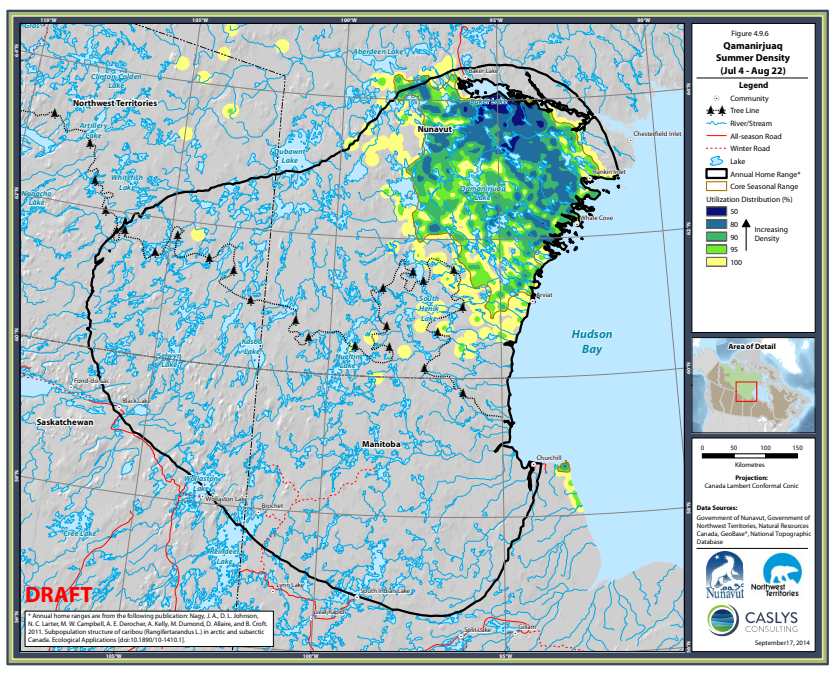
Figure 4.9.6
Qamanirjuaq
Summer Density
(Jul 4 - Aug 22)
Hudson Bay
DRAFT

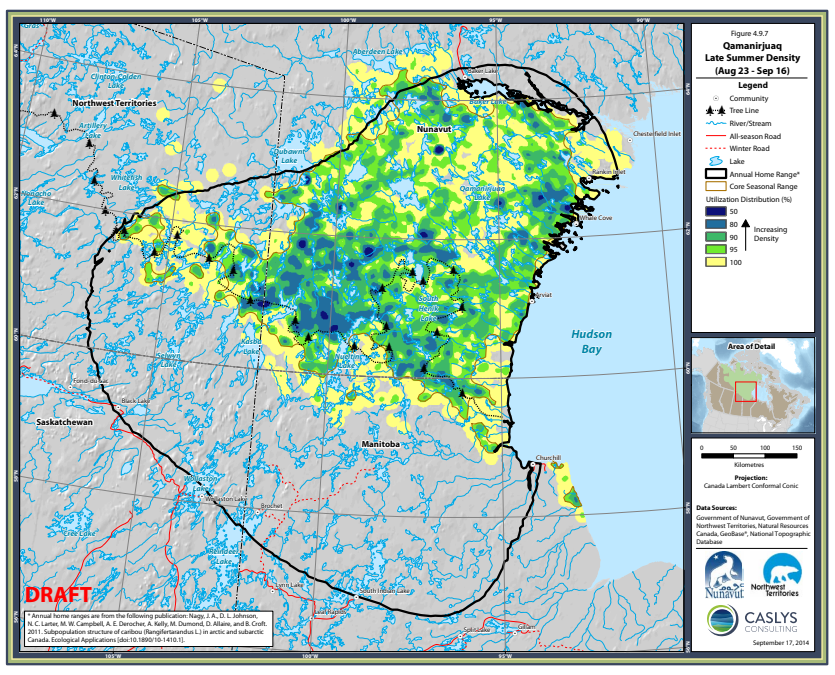
Figure 4.9.7
Qamanirjuaq
Late Summer Density
(Aug 23 - Sep 16)
Hudson Bay
DRAFT

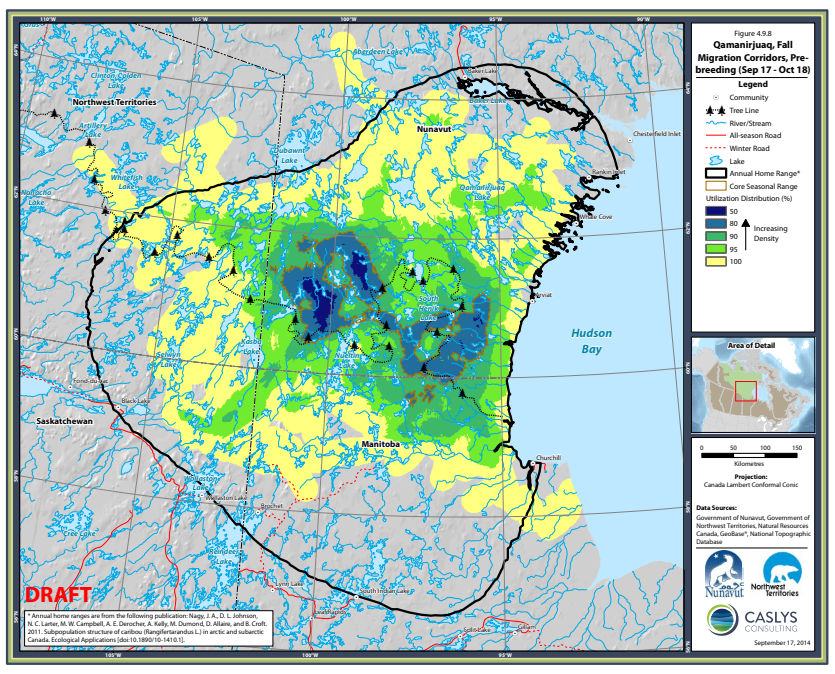
Figure 4.9.8
Qamanirjuaq, Fall
Migration Corridors, Pre-breeding (Sep 17 - Oct 18)
Hudson Bay
DRAFT

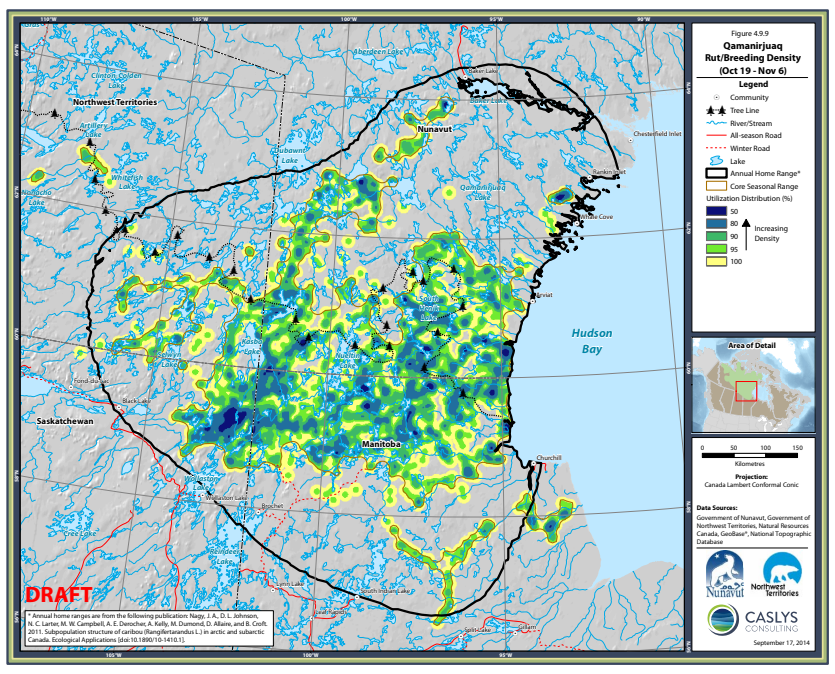
Figure 4.9.9
Qamanirjuaq
Rut/Breeding Density
(Oct 19 - Nov 6)
Legend
Community
Tree Line
River/Stream
All-season Road
Winter Road
Lake
Annual Home Range*
Core Seasonal Range
Utilization Distribution (%)
50
80
90
95
100
Increasing Density
Chesterfield Inlet
Hudson Bay
DRAFT
Data Sources:
Government of Nunavut, Government of Northwest Territories, Natural Resources Canada, GeoBase*, National Topographic Database
CASLYS CONSULTING
September17, 2014

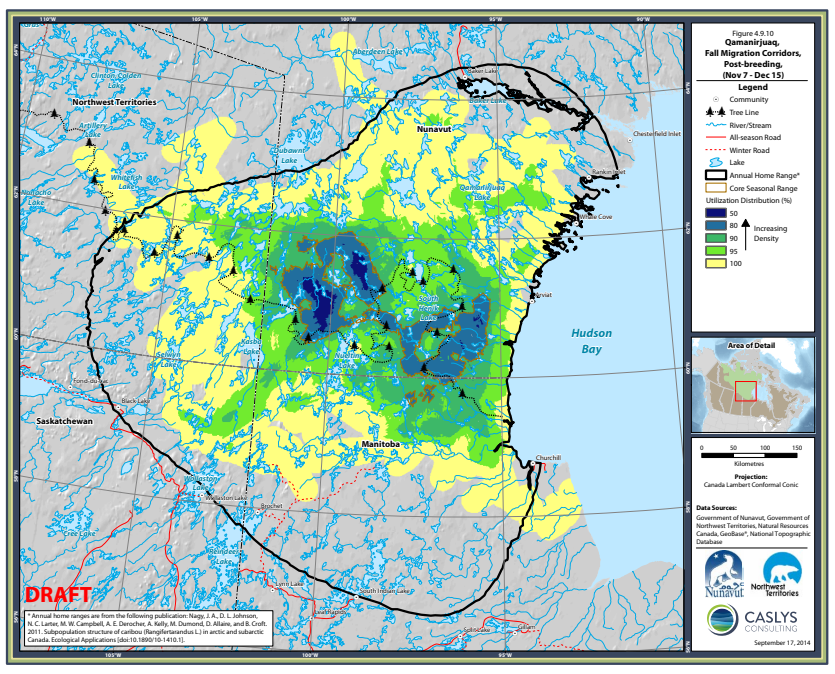
Figure 4.9.10
Qamanirjuaq,
Fall Migration Corridors,
Post-breeding,
(Nov 7 - Dec 15)
Hudson Bay
DRAFT

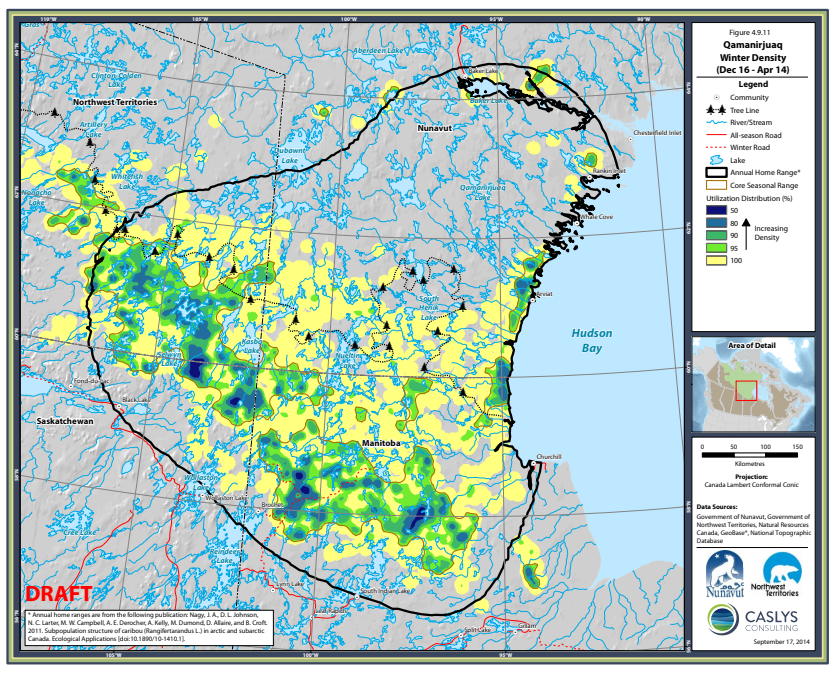
Figure 4.9.11
Qamanirjuaq
Winter Density
(Dec 16 - Apr 14)
Hudson Bay
DRAFT

6 Data Management Plan

Data Collection

File formats, and methods of collection

- tabular data will be initially collected on paper (vegetation data sheets) or in digital delimited format (ie. weather data), followed by entry into databases specific to the data
- spatial data although all collected data has a spatial component, here we refer to earth observation data (satellite imagery) as "spatial". All such data will be pulled from existing databases, most commonly in delimited format
- images are generated in .jpg format
- audio is recorded in `WAV` format, and converted to `WAC` format for processing

Data security and storage during collection

- tabular data collected on paper will be backed up in the field using a camera. Tabular data in delimited format will be copied to additional drives and cloud storage
- spatial data all spatial data is pulled from existing databases, and can therefore be copied to additional drives and cloud storage immediately
- images will be copied to additional drives and cloud storage
- audio will be copied to additional drives and cloud storage

Data amount and long-term storage

- most of the mass of data will be in audio and image files. At our current rate of sampling, we expect to collect 0.5 TB each year, and will therefore need a total of 1.0 TB of hard rive space, and 0.5 TB of cloud storage for secure back up.

Data organization and version control

- Data will be stored in databases specific to each sub-project. Data will be queried and exported for specific analysis, and as such, stored with all necessary components of the analysis. The analytical components (figures, scripts, input data, results tables) will be stored within a "Project" folder using RStudio's Project functionality. Furthermore, all analytical projects will be linked to GitHub to implement version control, and promote efficient collaboration.

Documentation and Metadata

Documentation to ensure data is read and interpreted correctly in the future

- All analytical projects will be accompanied with a README file that outlines: 1) who collected the data, 2) when it was collected, 3) how was it collected, 4) relevant study documents, 5) data queries used to pull data from database, 6) naming conventions used within data and scripts.

Metadata standard and tools used to document and describe the data

- A template README file[b] will be included within the project folder of each analysis. The template can be altered, but will provide a good starting point that ensures all necessary information is included

---

[b] see Appendix 7 for the template README

Insurance that the documentation is created or captured consistently throughout your project

- The template README file[c] will be a primary tool to ensure consistency, and all scripts will be heavily commented to ensure sufficient communication of rationale and methodology.

Storage and backup

Data storage and back-up during the project

- All data is backed up on at least two hard drives that are stored in separate locations. Google Drive and Github are use for cloud storage.

Sensitive data security

- Hard drives are located in secure locations, only accessible to key staff. Data stored in the cloud is encrypted and password protected.

Preservation

Selecting which data to destroy, or preserve

- All data will be preserved due to the high potential of reuse, and incorporation in an historical context.

Data life after the end of the project

- All data will be transferred to the Government of Nunavut at the conclusion of this project

Preparation of data preservation and access

- tabular data will be entered into databases, but all originals will be preserved
- because spatial data is acquired to fulfill analytical needs, storage is typically within the analytical project folder. To increase ease of sharing, all spatial data will be copied into a folder specific to spatial data as well.
- images are preserved in their original format, as well as any converted formats (ie. IHS)
- audio will be preserved and shared in `WAC` format

Methods of sharing data

- Data sharing restrictions are imposed by the Government of Nunavut, and data access requests will be processed by them

End-user agreements included with data sharing

- as data sharing requests are processed by the Government of Nunavut, all end-user agreements are supplied by them as well

Responsibilities and Resources

Data management responsibilities

- the Principal Investigator and Research Associate will be responsible for data management

---

[c] see Appendix 7

Personnel changes and transitioning responsibilities

- Due to the thorough and consistent documentation accompanying all data and analysis, personnel changes will not be an issue

Party responsible for data sharing and preservation after the project has concluded

- All data will be transferred to the Government of Nunavut upon the completion of the program. The Government of Nunavut will also adopt all data management responsibility at this time

Resources required for data storage

- hard drives, and cloud storage subscriptions

7 README Template in Markdown

The following is the contents of the template `README.md` file contained within each project analysis folder. An exampl can be seen here.

```
# NuWCRU README Template

## Project Description
This is a basic template to be included with all NuWCRU
   github repositories. The purpose of this template is to
   standardize th  metadata generated for each project/
   analysis to implement reproducibility and transparency,
   and efficient knowledge sharin between  personnel. This
   template should be used as a mere starting point, and can
   /should be altered to suit the specific needs o each
   project.

For basic workflow techniques using R, Hadley Wickham’s
   freely available [R for Data Science](https://r4ds.had.co
   .nz/index.html is  highly recommended. See [Chapter 8:
   Workflow](https://r4ds.had.co.nz/workflow-projects.html)
   for working with R Projects.


## General Project File Structure
To avoid project folders filled with random files, it helps
   to organize files into a common structure. This is just
   an example and  both the files and their descriptions
   will be unique to each project.

‘‘‘
| --- .gitignore <- Files that should be ignored by git.
|
| --- README.md <- The top-level README including general
   project descriptions
|
| --- data
| |-- tab_data.csv <- Converted, but pre-process tab data
| |-- processed.csv <- Data ready for modeling
| |-- raw <- Raw data pulled from source
| |-- temp <- Temporary files
|
| --- docs
| |--process_doc.md <- Displaying process and some results
|
| --- figures
| |-- range.png <- figure description
| |-- eda.png <- figure description
| |-- growth.png <- figure description
|
| --- scripts
|-- d_wrangle.R <- wrangling pre-processed tab data, output:
```

~~~~
   processed.csv
|-- src.R <- cleaned and standardized covariates
|-- model.R <- model building/runs
|-- vis.R <- model results, tables, and visualizations
```

## Data
* Description of the data here. All relevant information
   needed to understand the data, and subsequently the
   analysis should b  documented here.
* This includes covariate abbreviations, specific data
   collection methodology, years data was collected, and
   possibly eve contacts  in the case of questions.
*If data was pulled from a database, notes about the queries
   used should be documented here

## Relevant Study Documents
If methods are adopted from others (articles or research
   groups), links to the original documents are placed here.

## Authors
Contact information for the most recent personnel working on
   the project.
~~~~

8 C3 Plant and Lichen Collecting Protocols

Questions: email Jeff Saarela (jsaarela@mus-nature.ca) or Paul Sokoloff (psokoloff@mus-nature.ca)

Botanists at the Canadian Museum of Nature are building a record of all the plants, lichens, mosses and liverworts that live i Canada's Arctic. Species occurrences are documented with specimens housed permanently in the national collections of the Canadia Museum of Nature. During the Canada C3 voyage, the science team will be collecting plants whenever possible to build pan-Canadian collection as a record of the voyage and to contribute to documentation of Canada's botanical biodiversity.

Things you'll need:

Collecting

- collecting satchel
- GPS
- camera
- digger
- pruning shears
- field notebook
- ziploc collecting bags
- paper collecting bags
- sharpies
- pencils
- field guide
- hammer and chisel

Pressing

- plant press ends (x2)
- plant press straps (x2)
- cardboard
- newsprint
- silica gel envelopes
- jewelers tags
- sharpies
- national herbarium specimen sheets
- cheesecloth

Collection

Site selection The main goal at each landing is to document, with collections, as much plant and lichen diversity as possible. Ideally you wil be able to collect at a few sites per landing, time permitting. When you arrive on land, you will need to locate an area in whic to collect. If there is a distinctive coastal community in the vicinity of the landing area, start there. This habitat will no usually extend too far beyond the wrack line.

Once you have collected examples of all plants, lichens and algae in the coastal community (including macroalgae in the intertida zone), move to another community type further inland.
Here are some guidelines to keep in mind:

- If there are multiple inland habitats in the general landing area, start with a site that appears to have the greates plant and lichen diversity.
- If there is an area that looks to have different or uncommon species compared with what you have collected at othe sites on the trip, and collecting time is limited, start there. We want to capture diversity at each site, but also across th Arctic – and species that are uncommon either locally or regionally are always of interest and collecting those species shoul be a priority.

- If the whole general area looks similar in terms of plant and habitat diversity, any spot will work.
- A single collection site can be fairly large if the plant community is fairly homogeneous (up to about 300 m radius fro the recorded GPS coordinates), but if you move far away from your original site, or enter a dramatically new habitat with different suite of species (e.g., a wetter area, a drier area, a south-facing slope) it is best to start a new site.

Data collection For each collection site, fill out a site record; below that fill out a species record for eac specimen collected in the field. Each record should be filled out as completely as possible while you are the field makin collections. You won't be able to remember all the details to fill this in later. The fields necessary are defined below. All thi data will appear on the herbarium labels.

For each *collection site*, fill out the following fields:

1. Site Number: This is a unique identification number for a collection site. Use the date, followed by th site visited in sequential order: i.e. the first site visited on July 1, 2017 would be 2017-July-1-1, the second sid 2017-July-1-2, etc.
2. Site Information: Record site information, including country, province or territory, island (if applicable) region and/or lower level political division (leave these blank if you don't know; we can figure out the correct informatio later), a general description of the locality, GPS coordinates (these are critical) and elevation. The locality should includ named landmarks or geographical features to assist in relocating the sites, i.e. "10 km north of Cambridge Bay, along road t Mount Pelly" or "western shore of Lady Gaga Bay, just south of the mouth of the Beyoncé River". Do your best to describ where you are; we can edit this info later to improve accuracy. Record coordinates in degrees, minutes, seconds, and ensur the datum on your GPS is set to WGS84 (check this when you get the GPS on your leg, and then don't change it). Record both th uncertainty displayed on the GPS, and the radius (estimated by the collector) of the collection site from the location wher you recorded the coordinates. If you are saving waypoints in the GPS unit record their names/numbers here.
3. Habitat Information: Describe the habitat of the site, noting moisture levels and makeup of the habitat i.e. dry tundra, wet meadow, gravelly scree, coastal area, along river, prostrate shrub tundra, etc. Take some photographs o the general habitat of the collecting site and record the photo IDs in this field so we can later associate the photos wit sites.
4. Collector(s): Record the names of all collectors in your party, starting with the collector whose numbe series (see Collector Number) is being used.
5. Associates: List the dominant plant species growing in the general habitat. If you don't know the species leave this blank and we can fill it in later from the habitat photos.

For each *specimen* collected, fill out the following fields:

1. Collection Number: This is a unique identification number assigned to each specimen, allowing the fiel notes to be linked to the sample. Numbers must not be repeated. Best practice is for an individual collector to start at 1. For C3, append your initials to the collection number (`JS-1, JS-2`, etc.). If a collection is later found to be mixture of more than one species, we will subdivide the collection with letters (e.g., `JS-720a, JS-720b`).
2. Species: The species name of the specimen (if known). If you don't know the species, identify it as closel as possible (i.e, to family or to genus, or with a description such as "flower with 4 purple petals" or "evergree shrub"). Be sure to circle the type of specimen you've collected

(vascular plant, moss, lichen, macroalgae, or other), an whether or not a silica gel sample and/or photograph were taken (and the photo's filename from the camera). Silica gel sample won't be taken until you are back in the ship; it is at that point, when you are processing your samples, when you should not in the field book if a silica sample was taken.

3. Specimen Notes: Record flower and fruit colour as observed in the field, as these often change while drying Describe anything in particular that you notice about how the plant was growing (e.g., rhizomatous, tufted/cespitose, cushio plant), its reproductive stage (e.g., in flower, in fruit), its size (e.g. height, especially if referring to a larger wood plant from which you are only collecting one or more branches, or to the typical height, if the sample you are collecting i not representative; stem diameter for trees or shrubs).

4. Substrate: For mosses and lichens record the moisture level (e.g., wet, dry, mesic), light level (e.g. exposed, shaded), and type of substrate (e.g., rock, soil, old shingles) exactly where the specimen was growing. This ca differ from the general conditions at the site (e.g., dry rocks above the water level in a stream or pond). If it's raining try to guess how sunny or dry the substrate usually is.

5. Species Abundance at Site: Record a rough estimate of plant abundance at the collected site, e.g., dominant common (the plant is frequently encountered throughout the site), rare (only a few plants in the area; in these cases it i appropriate to count and record the number of individuals present, if time permits), locally common (common in a localize area rather than all over the site).

NOTE:

- A collection is a gathering of one species in one spot. Ideally each gathering will consist of multiple individuals o the species. You may end up collecting the same species more than once at a site, if you think the plants are differen species, or if one gathering of a species is in a fruiting stage and another in a flowering stage. This is normal, and in suc cases each collection gets its own number. Even though the collections are the same species, they represent differen collecting events.

- If you make more than nine collections from a site (in most cases you will), start a new page with the collection sit number noted on top. There is no need to fill out the location information again if all specimens are collected from the sam location.

Specimen Collection At each site, collect as many different plant, lichen, and algae (if applicable) species. The mor you wander around a site, exploring as many microhabitats as possible, the more species you will encounter. If you are not sure i plants represent different species (often it will be obvious, but in some cases it will not be, particularly for small species) use your best judgment to decide whether or not to make a collection: if the plants or lichens look different to you, it is bes to collect.

Collecting Vascular Plants

1. Take photographs of the plant you're collecting (time permitting), aiming for a photo that shows the whole plant in it local habitat. These photos will be useful for helping us describe the habitat and associated species. Feel free to tak close-ups of flowers, etc., but it would be better to do this if you have time after you have collected all the plan diversity in each area.

2. Dig herbaceous (non–woody) plants out by the roots (try your best to keep the roots intact), and shake off any exces dirt. However, if you don't get the roots or rhizomes, still keep the specimens. If you're collecting a woody plant (e.g., willow or birch shrub), use the pruning

shears to cut off one or more branches with flowers and/or fruits where possible Branches should be cut a bit shorter than the size of a herbarium sheet, on which they need to fit later.

3. Try to collect enough individual plants (or clippings) from a population to fill a standard 11' by 18' herbarium sheet In general, collecting many individuals is always better than collecting a few. Individual Arctic plants often make poo specimens on their own. The exceptions to this rule are rare plant species, or extremely small populations. NEVER collect all or most) of the specimens growing in an area.
4. Fill out the collection information for this specimen in your field notebook (see Data Collection, above).
5. Place your specimen in a Ziploc bag and write the collection site number and the collection number for that specimen o the outside of the bag with a Sharpie. Large specimens can be folded, but otherwise plants should be handled carefully so the don't get mangled. You may put multiple collections in the same bag, but make sure (i) you don't mix species that have any chance of being confused later when pressing the collections, and (ii) you write th collection numbers of each collection on the bag, so you can associate the correct specimens with the correct numbers.
6. Place this bag in your collecting satchel, and take care not to crush the specimens in the bag.

Collecting Bryophytes

1. Take a photograph of the collection site, and the plant you're collecting (time permitting).
2. Collect groups of entire plants. All parts of a bryophyte help in identification. Use an implement such as your digge to lift plants from rocky or woody substrates without leaving their bases behind. Collect a small sample of substrate with th plants if they are too firmly attached to their substrates to lift them in one piece (but generally avoid collecting larg quantities of soil or litter with the plants). Plants with sporophytes (capsules) – even old ones – are more useful fo identification than those without.
3. Each sample should ideally be about the size of your palm. Never collect a sample if it will remove most or all of th species from the site.
4. Each sample should have a single species dominant. Bryophytes often grow intermixed, but try to make separat collections for each species. For example, if species A is mixed with B, try to collect a sample that is mostly species A an another that is mostly species B.
5. Each sample should be collected in a separate paper bag. On drying, bryophyte samples become brittle and difficult t separate from one another without inflicting damage. Some samples that form solid cushions when moist can fall apart when dr and mix together with other species in the same bag. Furthermore, mosses in over-stuffed bags may dry too slowly to preven mold from rendering the samples useless. Paper is used instead of plastic because bryophytes are preserved best in a dr state, and no further processing is necessary once the sample is placed in a bag. The top of each bag should be folded ove tightly so that the sample doesn't fall out, then place the bag in your collecting satchel, ensuring the specimen is no crushed.
6. Each bag should be legibly labeled in permanent ink (use your Sharpie). Include at least the collection number. The res of the specimen information can be recorded in your collection book. Alternatively, if you prefer to transcribe th information later, on the ship, record it on the bag and make sure to record the collection numbers for the site in the book

Collecting Lichens

Lichens are collected in much the same way that bryophytes are. Of the three main types of lichen (*fruticose*, *foliose*, and *crustose*), only some of the larger *fruticose* species grow free from a substrate. The rest ofte grow attached to tree branches, rocks, or soil. It is therefore often necessary to collect the lichen with a part of it substrate. This includes chipping *crustose* lichens off rock (try to get as much of the lichen as possible, including th center, and the margins), cutting away a branch from a larger shrub with a lichen attached to it (be sure to record the shru species), or carefully digging out a tiny bit of soil with a soil crust lichen on it. Once you make a collection, follow steps through 8 noted above under bryophytes.

Collecting Macroalgae

Macroalgae (kelp) can be found in the intertidal zone both as complete organisms (species that grow in this zone and that ar adapted to tidal life), and as fragments (or whole organisms) that have washed ashore from deeper waters.

Collecting both types of kelp are important contributions to marine biodiversity science. When collecting either type be sure t collect as intact a specimen as possible, ideally one possessing a holdfast, stipe, and blade (or part thereof).

1. Select a specimen, and place this specimen in a Ziploc collection bag.
2. Fill out a collection record for the site (if necessary) and specimen, and write the collection number on the Ziploc bag.
3. Place this Ziploc in your collecting satchel, and protect the specimen from being crushed.

Processing

Vascular Plants Ideally, plants should be pressed as soon as possible after collection, but this is not alway practical (it's late in the day; you are tired and hungry; there's something more interesting going on, etc.). It is okay t process your collections the morning after they were collected. Some species, such as poppies, will lose their petals if no processed quickly. If you don't have time to process all your collections upon return to the ship, try to at least process th most sensitive ones that are losing their petals, or that are really shrivelling up, etc. Prior to processing keep the collectin bag containing the plant specimens in a cool, shaded place to prevent wilting. Ensuring the Ziploc bags are closed will also slo down excessive wilting (some wilting is okay and makes it easier to press plants; excessive wilting, in some cases, will result i poorer specimens).

1. Cover the workspace in newsprint (this can be re-used) to minimize the mess, or work on a large tarp that will captur all the extra dirt and debris from the specimens.
2. Organize your bagged samples by site - it's often easier to press in the order you collected the plants in. However since you should have assigned collection numbers to all your collections, ordering them is not strictly necessary, especiall if time is limited.
3. If necessary, clean excessive dirt and especially mud from the roots of the plants using a bowl of water, and shake th excess water off. If pressed for time, just shake the roots out onto your tarp. Specimens with lots of dirt attached to the dry slower and are messy when the specimens are back in the museum.
4. Place a plant press end flat on your workspace, place a cardboard on top, and open a blank newsprint onto it. Arrang the plants from a single collection on the newsprint so that they all fit on the sheet. For plants with large flowers, arrang the specimen so the flowers are fully

visible when the plant is dry. For small plants and grass-like plants it is sufficien to just lay them on the sheets in any orientation. Space the specimens out, as much as possible, so they are not laying ato one another, as this slows down drying. Fold specimens that are larger than the newsprint sheets. If a specimen is folded t fit in the newsprint, it will fit on a herbarium sheet. Do not simply fold a large plant in half; rather, fold over the part or parts) of the plant that extend beyond the sheet margins. If you have lots of material, you can use multiple newsprin sheets. Be sure the collection number is marked on each sheet.

5. Write the collector name and collection number (required; e.g. JS 25 or Saarela 25) on the inside and outside of th newsprint, along the bottom or side edges, and the species name on the outside of the newsprint (time permitting; this speed up sorting back in the herbarium) Make sure we can read the collection numbers please!

6. As you're processing your plants, go through your camera, and write the filename of any photos of that plant on th collection form. Be sure to transfer these photos to the lab computer.

7. DNA Samples: Collect leaf material from one plant per collection, and put it in a silica gel envelope labeled with you name, the collection number, the date, and the location. For large specimens with lots of leaf material, sample several leave (again, more is always better). For small plants with few leaves, sample one or more leaves, but don't remove all the leave from the specimen, rendering it useless. For very small individuals, it will be difficult to sample one or more leaves, an these will be so small it will be difficult to get DNA out of them. In these cases, sample a whole plant into the silica ge envelope. Seal the envelope with a bit of water (don't lick it…remember what happened to George Costanza's fiancé?) and put i back in the silica gel, which will rapidly remove the moisture from the leaf tissue, preserving the DNA for later extraction Write the range of the collection numbers of the silica gel envelopes on the outside of the silica gel Ziploc (e.g. JS-1 t JS-25)

8. Tag the plant you removed the leaf material from with a jewelry tag marked with "DNA" and your collection number. If yo sampled a whole plant, note this in the fieldbook; in such cases there will be no plant to tag. Close the newsprint, place new cardboard on top of the closed sheet, and repeat the arranging and pressing process, alternating cardboards and fille newsprints, until you have all your specimens processed.

9. Place a plant press end on the top and bottom of the stack, and cinch the stack together as tight as you can with tw plant press straps. It often helps to have one person stand on the press while another person tightens it.

10. Place the tightened press in front of a space heater, set to low, to speed the drying process. To dry, warm air needs t move through the press to remove moisture from the specimens. The press can also be dried in a windy and sunny area. Do no get the press wet.

11. Check the press for dry plants when you are getting close to running out of cardboard. Plants that are stiffl 2-dimensional, and dry to the touch, are dry (the newsprint in which they are pressed in should also be dry), and can b removed from the press. Small plants and most grasses, sedges and rushes will dry in one day, if dried with a heater; larg plants, wet plants and woody plants usually take several days to dry. If you run out of cardboard and find that specimens i the press are not yet dry, you may double- or triple-up sheets of newsprint between cardboards. The specimens will dry slower but will turn out okay. Once removed from the press, specimens must be packaged for transport by wrapping a stack of specimen tightly in several sheets of paper. Do not leave loose sheets of newsprint with dried plants laying around. If you don't hav enough dry specimens to prepare a package, put a stack of specimens between two pieces of cardboard and securely tighten th pile with string. Ensure each specimen remains in its newsprint, so that the collection remains associated with its number. I the

plants fall out of their sheets they become useless because they cannot be associated with their collection data.

Lichens and Bryophytes

Dry samples as soon as possible upon return to the ship. Moss and lichen bags need only be labeled with the collection number which should have been done in the field), and dried in a single layer in front of the heater. Be sure that there are measures i place to prevent samples on the floor from being stepped on, or kicked/blown out of reach or out of sight. It is not necessary t take samples for later DNA extraction from bryophytes and lichens. Drying samples should be shifted periodically until thei contents are completely dry to the touch (be sure to test the middle of large clumps as well as the outside). Once dry the sample can be stored almost indefinitely in their paper bags, in a mesh sack in a dry place. Do not put the paper bags into a mesh sac if they are wet or moist, or fungi will colonize them, ruining the specimens.

Macroalgae

Macroalgae are processed in the same way as vascular plants (including sampling of tissue for DNA analyses - blot the tissue firs to speed up drying) except for one modification designed to prevent the wet specimens from sticking to the newsprint. When yo open the newsprint on the cardboard, place a National Herbarium of Canada plant specimen sheet on the stack, on top of the ope newsprint. Lay the wet macroalgae specimen on the plant specimen sheet, and then place a sheet of cheesecloth on top of th specimen. Close the newsprint, and continue pressing plants. The specimen will be stuck to the herbarium sheet when dry, and th cheesecloth will prevent the top side of the newsprint from sticking to the specimen.

9 Autonomous Recording Unit Transcription Protocol

This protocol describes the methodology used to identify and count species detected within the recordings [45].

9.1 Converting File Formats

The autonomous recording units are set to record in `WAC`, a proprietary format created by the manufacturers of the cording units, Wildlife Acoustics. To open the recordings in software necessary for anscription, the files first need to be converted into `WAV` format. This can be done using a command line converter veloped by Peter Solymos[d], or with software developed by Wildlife Acoustics available for free - download Kaleidoscope here.

Once installed, opening Kaleidoscope brings you to the main screen (Figure 23).

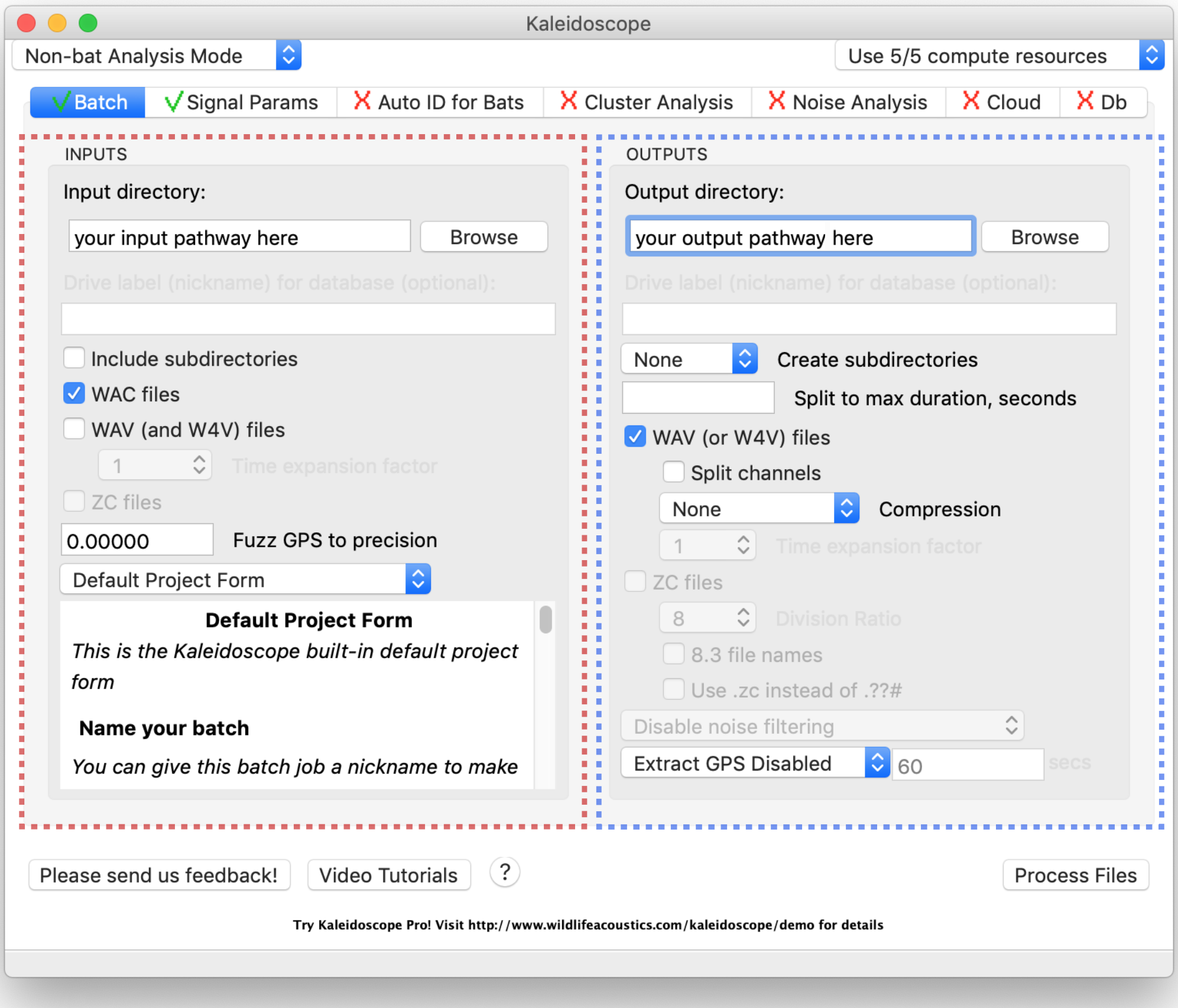

Non-bat Analysis Mode

Use 5/5 compute resources

Input directory: your input pathway here

Drive label (nickname) for database (optional):

☐ Include subdirectories

☑ WAC files

☐ WAV (and W4V) files

1 Time expansion factor

☐ ZC files

0.00000 Fuzz GPS to precision

Default Project Form

Default Project Form

This is the Kaleidoscope built-in default project form

Name your batch

You can give this batch job a nickname to make

Output directory: your output pathway here

Drive label (nickname) for database (optional):

None Create subdirectories

Split to max duration, seconds

☑ WAV (or W4V) files

☐ Split channels

None Compression

1 Time expansion factor

☐ ZC files

8 Division Ratio

☐ 8.3 file names

☐ Use .zc instead of .??#

Disable noise filtering

Extract GPS Disabled 60 secs

Try Kaleidoscope Pro! Visit http://www.wildlifeacoustics.com/kaleidoscope/demo for details

Figure 23: A screen capture of the main window in Kaleidoscope.

The kaleidoscope window is composed of two main parts:

- the `INPUTS` section (red) that specifies the file format and location of files to be converted,
- the `OUTPUTS` section (blue) that specifies the format files should be converted to, and their future location.

---

[d] See the github repository for the converter here

9.2 Listening Software

Many software programs can be used to help identify, and count the species detected in recordings accurately. The programs best ited for this purpose all visually display the audio information in a spectrograms. Spectrograms display sound frequencies ross time, and given the unique aural signatures at the species and individual level, a visual representation of sound enables a stener to both ”see“ and hear vocalizing animals and thus more easily identify all individuals (Figure **??**).

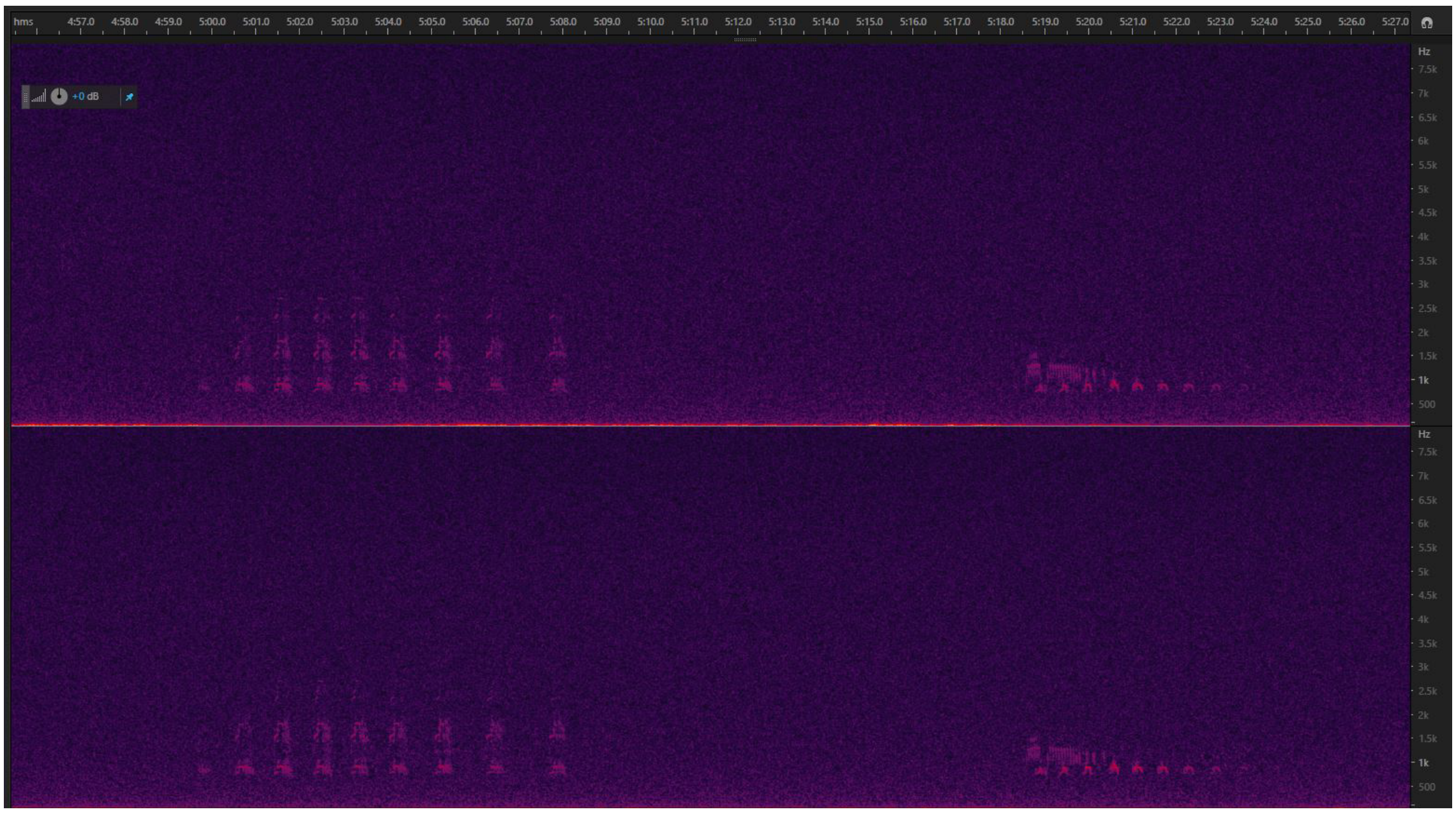

Figure 24: A screen capture from Adobe Audition’s spectrogram display. We can clearly see the Sandhill Crane’s vocalizing.

9.2.1 Software Settings

In this protocol, we focus on the programs Adobe Audition and Audacity. With a few adjustments to the default settings in these programs, we can create a much tter environment for detecting bird species/individuals in the recordings.

Spectral Display The settings responsible for tailoring the spectral display to specific monitor resolutions are cated in the top menu: `Edit` ⇒ `Preferences` ⇒ `General`, with recommended ttings found in Table 10. These settings ensure that vocalizations appear sharp and constrasted ainst background noise.

Size	Window Type	Scale	Decibel Range (dB)	Length Min	Length x
2048	Blackmann-Harris	Logarithmic	132	15	30 to

Table 10: Spectral display settings used to improve the appearance of vocalizations in recordings

Frequency Range Songbirds vocalize within a certain range of sound frequencies, and identifying calls is made easier adjusting the range of the spectrogram accordingly.

- create screen cap of spectrogram with inappropriate range
- compare with proper frequency range

Timeframe When the audio recording is first opened, the spectrogram spans the entire recording (10 minutes in our se). This resolution is too low to reliably detect individuals, and the spectrogram should be adjusted so that 20-40 seconds are splayed, depending on the monitor size. This can be achieved in Adobe Audition by resizing the scroll bar above the spectrogram, d the zoom buttons located above the spectrogram can be used in Audacity.

9.3 Entering Data

All data entry is completed in the `Data Entry` form within the LTEMP ARU Database (Figure 25).

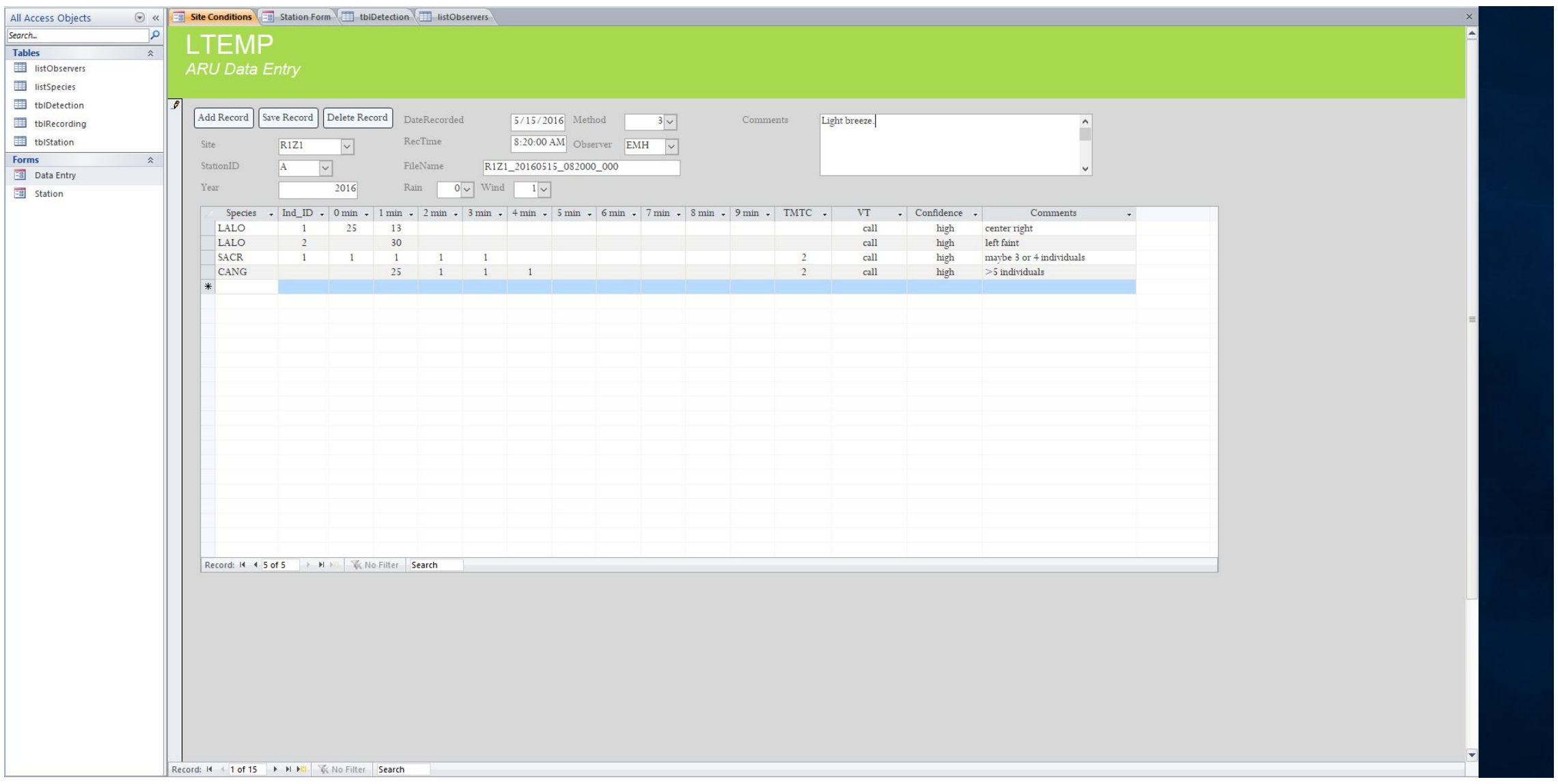
All Access Objects
Search...
Tables
listObservers
listSpecies
tblDetection
tblRecording
tblStation
Forms
Data Entry
Station
Site Conditions
Station Form
tblDetection
listObservers
Add Record
Save Record
Delete Record
Record: 5 of 5
No Filter
Search
Record: 1 of 15
No Filter
Search

LTEMP

ARU Data Entry

DateRecorded	5/15/2016	Method	3	Comments	Light breeze.		
Site	R1Z1	RecTime	8:20:00 AM	Observer	EMH		
StationID	A	FileName	R1Z1_20160515_082000_000				
Year	2016	Rain	0	Wind	1		

Species	Ind_ID	0 min	1 min	2 min	3 min	4 min	5 min	6 min	7 min	8 min	9 min	TMTC	VT	Confidence	Comments
LALO	1	25	13										call	high	center right
LALO	2		30										call	high	left faint
SACR	1	1	1	1	1							2	call	high	maybe 3 or 4 individuals
CANG			25	1	1	1						2	call	high	>5 individuals

Figure 25: Screen capture of the data entry form within the ARU database used while transcribing recordings.

9.3.1 Site Info Data Entry

- Site - unique ID associated with the sampling site.
- StationID - unique ID of the ARU location within the site. This was added to prevent overlapping data tries if multiple ARUs are deployed within each Site.
- Method
  - 1 = listen to the first 5 minutes, visually scan the last 5 minutes
  - 2 = listen to the first 5 minutes with no additional visual scan
  - 3 = visually scan all 10 minutes with listening to confirm species/individual IDs
- Rain - on a scale of 1 ⟶ 5 of intensity, with 5 being the highest
- Wind - same scale as rain

9.3.2 Species Detections Entry

While listening to the recording, each individual detected should be recorded on a seperate row, with the following information filled in:

- Species - Entered using the four letter AOU standardized code.

- Ind_ID - The default value for this field is ‘1’. It corresponds to uniquely identified individuals of a species on the recording. In other words, if you hear two Snow buntings in the recording, you would have one row with NBU 1’ and second row with ‘SNBU 2’. As many individuals as you can identify can be added. Evidence for multiple individuals eds to be strong (see TMTC below). Fill in the field with ‘0’ if the species is ‘NONE’.
- O min → 9 min - Enter the second when each individual was detected within each nute. In other words, every box should either be empty, signifying that individual was not heard during that minute or have a value between 1 d 59. Detections made within the first 1 second (e.g. <1) are labeled as ‘1’. Each audio program contains a digital timer to lp pinpoint the second the species was heard.
- TMTC - The TMTC (too many to count) column is used to indicate whether one individual was clearly detected, multiple individuals with simultaneous and overlapping vocalizations were detected. A value of “1” indicates just one dividual was heard, while a “2” indicates there are too many individuals to count seperately. A value of 2 is often tributed to migrating flocks.
- VT - This field identifies what type of vocalization was heard. Songs are unique and repetitive territorial calizations, and are thus easier to identify. Calls are often less unique and therefore more difficult to identify to ecies.
- Confidence - Confidence in species identification, as well as whether or not this is a new individual of the me species (ie. high confidence that the detected individual is a second SNBU for example)
- Comments - additional comments associated with the detected individual.

Recording Unknowns If a song or call cannot be identified, the species code should begin with “UN”, followed by the first two letters of the bird oup (UNPA, UNSH, UNGU for unknown passerine, shorebird and gull respectively). A clip of the song should be saved into a folder tled “unknown”, using the following naming scheme: siteID-stationID-date-time of recording-time of clip-species code.wav. An ample of this would be: `R1Z1-A-20150515-063000-0150-unpa.wav`. This procedure should also be used for species signments with low confidence.

9.3.3 Additional Resources for Confirming Species ID

Many individuals will be difficult to identify due to sub-optimal recording, or unusual vocalizations. In cases where individuals an unknown species are detected, online libraries of bird vocalizations can be used to compare similar sounding species:

- Xeno-Canto - a vast library of user submitted bird vocalizations from around the rld. Recordings include both song and calls, and each recording is accompanied by a spectrogram.
- Environment Canada’s Dendroica - fewer recordings than Xeno-Canto for ch species, but good user-interface, and spectrograms can be viewed here as well.

ᑐᓂᔭᐅᔪᑦ ᓄᓇᕘᒻᒥ ᐆᒪᔪᓕᕆᔨᕐᔪᐊᒃᑯᓐᓄᑦ ᑲᑎᒪᔨᖏᓐᓄᑦ

ᐃᒪᐃᑦᑕᕆᐊᓕᒃ

ᑐᓴᒐᒃᓴᖅ: **ᐋᕿᒋᐊᓕᒃ: X**

ᐱᔾᔪᑕᐅᔪᖅ: ᐃᓱᒪᓕᐊᕐᒥᒃ ᐱᔭᕆᐊᖃᖅᑐᑦ ᓈᒻᒪᒋᓂᐊᕐᓗᒍ/ᓈᒻᒪᒋᔭᐅᓂᐊᖏᓪᓗᓂ ᕿᓇᓗᒐᕐᓄᑦ - ᐊᕐᕖᑦ ᐃᓚᖏᑦ (Blue Whale) (ᐅᐊᖕᓇᖅᐸᓯᖓᓂᑦ-ᐱᖓᖕᓇᖅᐸᓯᖓᓂᑦ ᐊᑦᓛᓐᑎᒃ ᑕᕆᐅᕐᒥᑦ ᕿᓇᓗᒐᐃᑦ) ᖃᓄᐃᓕᐅᕆᐊᕐᓂᕐᒧᑦ ᐸᕐᓇᐅᑎ-ᒧᑦ.

ᖃᓄᐃᓕᖓᓂᖓ:
ᐊᕐᕖᑦ Blue Whale (Northwest Atlantic population) ᖃᐅᔨᓴᕐᑕᐅᓚᐅᕐᒪᑕ ᑲᑎᒪᔨᖏᓐᓄᑦ ᖃᓄᐃᓕᖓᖕᒪᖓᑕ ᐅᒪᔪᐃᑦ ᐊᑦᑕᕐᓇᕐᑐᒦᑦᑐᑦ ᑲᓇᑕᒥ Committee of the Status of Endangered Wildlife in Canada (COSEWIC) ᐅᓗᕆᐊᓇᕐᑐᒦᒧᓐᓂᖏᓐᓂᒃ 2002 ᓇᓗᓇᐃᕐᑕᐅᓚᐅᕐᒪᑕ ᐊᒻᒪᓗ ᑎᑎᕋᕐᑕᐅᓪᓗᑎᒃ ᐆᒪᔪᓄᑦ ᐊᑦᑕᕐᓇᕐᑐᒦᑦᑐᓄᑦ 2005. ᓄᓇᕘᒻᒥ ᐅᒪᔪᓕᕆᔨᕐᔪᐊᒃᑯᑦ ᖃᐅᔨᑎᑕᐅᓚᐅᕐᑐᑦ ᑲᑎᒪᔨᓄᑦ ᐊᑦᑕᕐᓇᕐᑐᒦᑦᑐᓄᑦ ᐆᒪᔪᓄᑦ ᖃᐅᔨᓴᕐᑕᐅᓂᖏᓐᓂᒃ ᐋᕿᒃᓯᖁᔨᓚᐅᕐᓯᒪᓪᓗᑎᒃᓗ ᑎᑎᕋᕐᑕᐅᓂᐊᕐᒪᖓᑕ 2004. ᓄᓇᕘᒻᒥ ᐅᒪᒧᓕᕆᔨᕐᔪᐊᒃᑯᑦ ᑲᑎᒪᔨᖏᑦ ᐊᐱᕆᔭᐅᓚᐅᕐᒥᔪᑦ ᐊᖏᕐᓯᔪᓐᓇᕐᒪᖓᑕ ᐅᓄᕐᓯᒋᐊᕐᑕᐅᓇᓱᒃᓂᖏᓐᓂᒃ ᐸᕐᓇᐅᑎᖏᓐᓂᒃ 2007 ᑲᔪᓯᑎᑕᐅᓚᐅᕐᓗᓂᓗ 2010. ᐅᓗᕆᐊᓇᕐᑐᒦᓐᓂᖏᓐᓄᑦ ᐊᑦᑕᕐᓇᕐᑐᒦᓐᓂᖏᓐᓄᑦ ᐆᒪᔪᐃᑦ, ᐱᔭᕆᐊᖃᕐᓂᖓ ᒪᓕᒃᓗᒍ *ᐆᒪᔪᐃᑦ ᐊᑦᑕᕐᓇᕐᑐᒦᑦᑐᑦ ᐱᖁᔭᐃᑦ* ᓴᕿᑦᑕᕆᐊᖃᕐᒪᑕ ᐊᐅᓚᔾᔭᒋᐊᕐᓂᕐᒧᑦ ᐸᕐᓇᐅᑎᑦ ᐊᕐᒍ ᑕᓪᓕᒪᐃᑦ ᐃᓗᐊᓂ ᑎᑎᕋᕐᑕᐅᓯᒪᓕᕐᑎᓪᓗᒋᑦ.

ᑎᑎᕋᕐᓯᒪᔪᑦ 5.2.34 (d) (i) ᓄᓇᕘᑦ ᓄᓇᖓ ᐱᒋᔭᐅᓕᕐᓂᖓᓄᑦ ᐊᖏᖃᑎᒋᒍᑎᑦ ᐅᖃᕐᓯᒪᒃᒪᑕ ᓄᓇᕘᒻᒥ ᐆᒪᔪᓕᕆᔨᕐᔪᐊᒃᑯᑦ ᑲᑎᒪᔨᖏᑦ, ᐃᓱᒪᕐᓱᕐᓗᑎᒃ, ᐊᖏᕐᓯᒧᓐᓇᕐᓂᖏᓐᓂᒃ ᐸᕐᓇᐅᑎᐅᔪᓂᒃ ᐊᐅᓚᑕᐅᓂᖏᓐᓄᑦ, ᓇᓗᓇᐃᕐᑕᐅᓯᒪᓂᖏᓐᓄ, ᓴᐳᔾᔭᐅᓯᒪᓂᖏᓐᓄᑦ, ᐅᓄᕐᓯᒋᐊᕐᑕᐅᓇᓱᒃᓂᖏᓐᓄᑦ, ᐸᕿᔭᐅᓂᖏᓐᓄᑦ ᐆᒪᔪᐃᑦ ᐱᓗᐊᕐᑐᒥᒃ ᐅᓗᕆᐊᓇᕐᑐᒦᑦᑐᑦ ᐆᒪᔪᐃᑦ. ᐃᓗᓕᖏᑦ ᖃᓄᖅ ᐊᖏᕐᑕᐅᓇᓱᒃᑲᔭᕐᒪᖓᑕ ᐊᐅᓚᑕᐅᓂᖏᓐᓄᑦ ᐸᕐᓇᐅᑎᑦ, ᐅᓄᕐᓯᒋᐊᕐᑕᐅᓇᓱᒃᓂᖏᓐᓄᓪᓗ ᐊᒻᒪᓗ ᐊᐅᓚᔾᔭᒋᐊᕐᓂᕐᒧᑦ ᐸᕐᓇᐅᑎᑦ ᐅᖃᕐᓯᒪᖏᒻᒪᑕ ᐃᓗᐊᓂ 2008 “ᖏᖃᑎᒋᒍᑕᐅᔪᑦ ᑐᑭᓯᐅᒪᖃᑎᒋᒃᓂᕐᒧᑦ ᑲᑎᖓᑎᑕᐅᓂᖏᑦ ᐊᔾᔨᐅᖏᑦᑐᑦ, ᐅᓗᕆᐊᓇᕐᑐᒦᑦᑐᑦ ᐊᑦᑕᕐᓇᕐᑐᒦᑦᑐᑦ ᐆᒪᔪᐃᑦ ᑕᕝᕙᓂ ᓄᓇᕘᑦ ᐱᒋᔭᐅᓕᕐᓂᖓᓄᑦ ᐊᖏᖃᑎᒋᒍᑎᒃ ᐊᒻᒪᓗ ᑎᑎᕋᕐᑕᐅᓂᖏᑦ ᐆᒪᔪᐃᑦ ᐊᑦᑕᕐᓇᕐᑐᒦᑦᑐᑦ ᐱᖁᔭᓄᑦ”.

ᐊᕐᕖᑦ Blue Whale (Northwest Atlantic population) ᐊᐅᓚᔾᔭᒋᐊᕐᓂᕐᒧᑦ ᐸᕐᓇᐅᑎᑦ (ᓇᐃᓈᕐᓯᒪᔪᑦ ᐅᖃᐅᓯᒃᓴᐃᑦ ᑕᕙᓃᑦᑐᑦ ᐊᒻᒪᓗ ᐃᓄᒃᑎᑐᖓᓕᕐᑕᐅᓯᒪᓪᓗᑎᒃ) ᐅᖃᕐᓯᒪᔪᑦ ᖃᓄᐃᓕᐅᕐᓂᐊᕐᓂᖏᓐᓂᒃ ᐱᒋᐊᕈᑎᒋᓗᒍ ᐅᕙᓘᓐᓃᑦ ᐃᑲᔪᑕᐅᓗᑎᒃ ᑐᕌᖃᕐᓗᓂ ᐸᕐᓇᐅᑎᐅᓂᐊᕐᑐᓄᑦ ᐅᓄᕐᓯᕗᓪᓕᐊᑎᑕᐅᓂᖏᓐᓄᑦ ᐸᕐᓇᐅᑎᖏᓐᓂ. ᐊᕐᕖᑦ Blue Whale ᐅᐸᒍᑎᒐᔪᖏᒻᒪᑕ ᓄᓇᕘᑦ ᐃᒪᖓᓄᑦ, ᐱᓕᕆᐊᖑᓯᒪᖏᒻᒪᑕ ᐊᒻᒪᓗ ᐸᕐᓇᐅᑕᐅᓯᒪᓇᑎᒃ. ᖃᓄᐃᓕᐅᕆᐊᕐᓂᕐᒧᑦ ᐸᕐᓇᐅᑎᒥᑦ ᑎᑎᕋᖅᓯᒪᔪᖅ ᖃᓄᐃᓕᐅᕆᐊᖃᕐᓂᐅᔪᑦ ᕿᓇᓗᒐᐃᑦ -ᐊᕐᕖᑦ ᐃᓚᖏᑦ ᐅᕐᓂᒐᔪᒃᑕᖏᓐᓄᑦ. ᐃᓚᒋᔭᐅᑐᓂ ᐱᕙᓪᓕᐊᓂᕐᒥᒃ ᖃᓄᐃᓕᐅᕆᐊᕐᓂᕐᒧᑦ

ᐸᕐᓇᐅᑎᓕᐅᕆᓂᕐᒧᑦ, ᐊᕙᑎᓕᕆᔨᒃᑯᑦ ᕿᒥᕐᕈᕐᑯᔭᐅᔪᑦ ᑖᑉᓯᒥᖖᓚᑦ ᑭᖑᓪᓕᖅᐹᒃᑯᑦ ᑎᑎᖅᑲᓕᐊᒥᑦ, ᓇᓗᓇᐃᕐᓗᑎᒡᓗ ᓈᒻᒪᒋᖕᒪᖕᒫᔾᔪᒃ ᑖᒻᓇ ᖃᓄᐃᓕᐅᕆᐊᕐᓂᕐᒧᑦ ᐸᕐᓇᐅᑎ.

ᑖᒻᓇ ᑎᑎᖅᑲᖅ ᑲᑎᒪᔨᓄᐊᖅᑕᐅᖅᑲᐅᑕᐅᓚᐅᖅᑐᖅ ᒫᑦᓯ 2016-ᒥᑦ, ᑕᐃᑲᓂ ᑲᑎᒪᔩᑦ ᕿᒥᕐᕈᔭᐅᕐᑯᓚᐅᖅᑎᑕᖅᓚᑦ ᑭᓯᐊᓂ ᑎᑎᖅᑲᖅ ᑭᖑᓪᓕᖅᐹᓕᐊᖑᓯᒪᓕᖅᐸᑦ. ᑎᑎᖅᑲᖅ ᑭᖑᓪᓕᖅᐹᓕᐊᖑᓯᒪᓕᖅᑐᖅ.

ᓯᑉᑕᒻᐸ 11, 2019, ᑐᖑᖅᑐᑦ ᑭᓇᓗᒐᐃᑦ ᐱᓕᕆᐊᖑᓂᖏᓐᓄᑦ ᐸᕐᓇᐅᑦ ᑲᑎᒪᔩᓄᑦ ᐅᖃᐅᓯᐅᓚᐅᕐᒪᑦ. ᑲᑎᒪᔩᑦ ᑭᓯᐊᓂ ᐊᖏᓚᐅᖏᑕᖓᑦ ᐱᓕᕆᐊᖑᓂᖏᓐᓄᑦ ᐸᕐᓇᐅᑦ ᐃᓱᒪᓗᖕᓇᖅᑐᖃᓚᐅᕐᒪᑦ ᐃᓚᖏᑦ ᐊᖑᓇᓱᒃᑎᑦ ᑲᑎᒪᔩᖏᑦ ᖃᓂᑕᖏᓐᓂᓯᐅᖅᑐᑦ ᑐᖑᖅᑐᑦ ᑭᓇᓗᒐᐃᑦᐃᓱᒪᓗᒋᔭᖃᕐᓇᕐᓂᐊᕐᒪᑕ. ᑲᓇᑕᐅᑉ ᐃᒪᕐᒥᐅᑕᓕᕆᔨᖏᑦ ᑐᓂᓯᓚᐅᕐᒪᑕ ᐊᔨᖏᓐᓂᒃ ᐱᓕᕆᐊᖑᓂᖏᓐᓄᑦ ᐸᕐᓇᐅᑎᑉ ᓄᓇᓕᖕᓄᑦ 6-ᓄᑦ ᐅᖃᐅᓯᒃᓴᖃᕐᑯᑉᓗᒋᑦ ᐃᓚᐅᖁᒪᓂᖏᓐᓂᒃ ᑐᖑᖅᑐᑦ ᑭᓇᓗᒐᐃᑦᐅᖃᐅᓯᒃᓴᖏᓐᓂᓪᓗ ᓂᕆᐅᓪᓗᑎᒃ ᐸᕐᓇᐅᒻᒧᑦ ᑎᑭᓚᐅᖏᓐᓂᖓᓂ ᓄᕕᐱᕆ 25, 2019. ᑐᒃᓯᕋᓚᐅᕋᓗᐊᕐᒪᑕ, ᒪᕿᐃᓇᒃ ᐊᖑᓇᓱᒃᑎᑦ ᑲᑎᒪᔩᖏ ᑭᐅᓚᐅᖅᐳᒃ ᑕᑯᓚᐅᖏᓇᒥᒍᖅ ᑐᖑᖅᑐᑦ ᑭᓇᓗᒐᐃᑦᐅᖃᐅᓯᒃᓴᖃᖏᒪᑕ ᑭᐅᑉᓗᑎᒃ (ᑕᑯᓗᒍ ᐃᓚᒋᐊᕈᑎᖓ 1). ᑭᓇᐅᔭᓕᐅᕐᓂᕐᒧᑦ ᐃᖃᓗᓕᕆᔩᑦ ᖃᐅᔨᒋᐊᖅᑕᐅᑉᓗᑎᒃ ᐅᖃᐅᓯᒃᓴᖏᓐᓂᒃ ᐸᕐᓇᐅᒻᒧᑦ, ᑐᑭᓯᓚᐅᖅᐳᑦ ᖃᐅᔨᒪᔭᐅᖃᓗᐊᕐᓗᓐᓂ ᑐᖑᖅᑐᑦ ᑭᓇᓗᒐᐃᑦᐱᓕᕆᐊᖑᓂᖓᓂ ᐅᖃᐅᓯᒃᓴᖃᓚᐅᖏᓕᑦ, ᐃᓱᒪᓇᓕᕐᓗᓐᓂ ᐃᒧᓗᒍᑕᐅᖏᒻᒪᑦ ᑕᒪᐃᓐᓄᑦ.

ᐊᑐᓕᕐᑯᔭᐅᔪᑦ:
ᐊᕙᑎᓕᕆᔨᒃᑯᑦ ᕿᒥᕐᕈᓗᒍ ᐅᑉᓗᒥᒨᓕᖅᑐᖅᓯᒪᔪᖅ ᖃᓄᐃᓕᐅᕆᐊᕐᓂᕐᒧᑦ ᐸᕐᓇᐅᑎ ᕿᓇᓗᒐᕐᓂᒃ - ᐊᕐᕖᑦ ᐃᓚᖏᑦ (Blue Whale) (ᐅᐊᖕᓇᖅᐸᓯᖕᒐᓂᑦ-ᐱᖕᒐᖕᓇᖅᐸᓯᖕᒐᓂᑦ ᐊᑦᑖᓐᑎᒃ ᑕᕆᐅᕐᒥᑦ ᕿᓇᓗᒐᐃᕐ), ᓂᑉᓕᐅᑎᕐᑲᕐᓗᑎᒃ ᖃᓄᑐᐃᓐᓇᖅ ᐃᖃᓗᓕᕆᔨᒃᑯᓐᓄᑦ ᐊᒻᒪᓗ ᐃᓱᒪᓕᐊᖕᒐᓐᓂᒃ ᑐᓂᓯᓗᑎᒃ.

ᐋᕿᒃᓱᕐᑕᐅᔪᖅ ᐆᒧᖕᒐ:
ᓴᓪ ᓯᑎᕙᓐᓴᓐ, ᐆᒪᔪᐃᑦ ᐊᑦᑕᕐᓇᕐᑐᒦᑦᑐᑦ ᖃᐅᔨᓴᕐᑎ, ᐃᒪᕐᒥᐅᑕᓕᕆᔨᒃᑯᑦ ᑲᓇᑕ, ᕿᑎᐊᓄᑦ ᐅᑭᐅᕐᑕᕐᑐᒧᓪᓗ , ᕗᐃᓂᐱᒃ

ᐅᓪᓗᖓ:
ᔭᓄᐊᕆ 16, 2020

ᐃᓚᒋᐊᕈᖖᒋᖕᒐ 1 – ᖃᐅᔨᒋᐊᖅᑕᐅᓂᑯᑦ ᐊᖑᓇᓱᒃᑎᑦ ᑲᑎᒪᔨᖏᓐᓂᑦ ᐱᓕᕆᕋᖕᒍᓂᐊᖅᑐᑦ ᐸᕐᓇᐅᑎᖕᒐᓐᓄᑦ ᑐᖕᒍᖅᑐᑉ ᕿᓇᓗᒐᕐᓄᑦ

ᑐᓴᖅᑎᑦᑎᓂᖅ ᐊᖑᓇᓱᒃᑎᑦ ᑲᑎᒪᔨᖏᓐᓂᒃ:
ᐊᒃᑐᐱᕆ 9, 2019 – ᐱᐊᓚᔪᑯᑦ ᑎᑎᖃᑎᒍ ᑐᑭᓯᑲᓂᕈᑎᑦ ᑐᖑᖅᑐᒧᑦ ᕿᓇᓗᒐᕐᓄᑦ ᐸᕐᓇᐳᑦ ᑭᒥᕈᕐᒧᑦ, ᐃᖃᓗᖕᓄᑦ,, ᕿᑭᑕᔪᐊᕐᒧᑦ, ᑲᖏᖢᒐᐱᖕᒧᑦ ᒥᑎᒪᑕᓕᖕᒧᓪᓗ ᐊᖑᓇᓱᒃᑎᑦ ᑲᑎᒪᔨᖏᓐᓄᑦ, ᑎᑎᖃᓂᐊᕐᕕᒃ ᐅᖃᕐᒪᑦ ᑕᒪᕐᒥᒃ ᑐᓂᔭᐅᕗᑦ ᐊᒃᑐᐸ 17th.

ᐊᒃᑐᐱᕆ 28, 2019 – ᖃᕆᑕᐅᔭᑯᑦ ᑐᓂᔭᐅᔪᖅ, ᐃᓗᐊᓂᓯᐅᖅᑐᖅ ᑎᑎᖃᖅ, ᐊᖑᓇᓱᒃᑎᑦ ᑲᑎᒪᔨᓕᒪᖏᓐᓄᑦ ᐃᒪᕐᒥᐅᑕᓕᓇᔨᑦ ᑐᒃᓯᕋᖅᑕᖕᒐᑦ ᐸᕐᓇᐅᑦ ᑐᖑᖅᑐᒧᑦ ᕿᓇᓗᒐᕐᒧᑦ.

ᓄᕕᒻᐱᕆ 20-21 – ᐅᖃᓗᒃᑐᑦ ᐊᖑᓇᓱᒃᑎᑦ ᑲᑎᒪᔨᖏᓄᑦ ᐅᑯᓄᖕᒐ ᐃᖃᓗᐃᑦ, ᑭᒥᕈᑦ ᒥᑎᒪᑕᓕᒃ, ᑭᓯᐊᓂ ᑐᓂᓯᖏᑐᑦ ᐅᖃᐅᓯᒃᓴᖏᓐᓂᒃ.

ᑲᖏᖅᖢᒐᐱᐅᑉ ᐊᖑᓇᓱᒃᑎᑦ ᑲᑎᒪᔨᖏ: ᑕᑯᓯᐃᑦᑐᑦ ᑐᖑᖅᑐᓂᒃ ᕿᓇᓗᒐᕐᓂᒃ, ᐅᖃᐅᓯᒃᓴᐃᑐᑦ.

ᐸᖕᓂᑐᑉ ᐊᖑᓇᓱᒃᑎᑦ ᑲᑎᒪᔨᖏ: ᐅᖃᓯᒃᓴᐃᑦᑐᑦ ᑐᖑᖅᑐᓄᑦ ᕿᓇᓗᒐᕐᓄᑦ .

ᕿᑭᖅᑕᕐᔪᑉ ᐊᖑᓇᓱᒃᑎᑦ ᑲᑎᒪᔨᖏ: ᓄᕕᐱᕆ 21, ᑭᐅᓚᐅᖅᑐᖅ ᖃᐅᔨᒪᓗᐊᖏᑐᖅ ᑎᑎᖃᓂᒃ ᐱᓚᐅᕐᒪᖕᒐᑕ ᓇᓯᐅᑎᑲᓂᓚᐅᖅᐸᒃ, ᒪᕈᐃᕐᑎᒃ ᐅᖃᓗᒻᒥᒃ ᑭᐅᖏᑐᑦ.

ᓇᐃᓈᕐᓯᒪᔪᑦ ᐅᖃᐅᓯᒃᓴᐃᑦ – ᐊᐅᓚᔾᔭᒋᐊᕐᓂᕐᒧᑦ ᐸᕐᓇᐅᑎᑦ ᐊᕐᕕᑦ Northwest Blue Whale (ᑕᓇᐅᖓᓂ Atlantic ᐱᑕᕐᑲᕐᓂᖏᑦ)

ᑕᓇᐅᖓᓂ Atlantic ᐊᕐᕕᑦ blue whale ᑎᑎᕋᕐᑕᐅᓯᒪᒃᒪᑕ ᐅᓗᓇᐊᓇᕐᑐᒦᓐᓂᖏᓐᓂᒃ ᒪᓕᒃᓗᓄᒍ *ᐆᒪᔪᐃᑦ ᐅᓗᓇᐊᓇᕐᑐᒥᑦᑐᑦ ᐱᕐᑯᔅᐃᑦ* ᐊᕋᒍᖓᓂ 2005. ᐱᔾᔪᑕᐅᓪᓗᐊᑕᕐᑐᑦ ᐅᓗᓇᐊᓇᕐᑐᒥᓐᓂᖏᓐᓄᑦ ᓂᐸᕿᕐᑲᑦᑕᕐᓂᐅᔪᑦ ᐃᒻᒪᓂ, ᓂᕿᒃᓴᕐᑲᑦᑎᐊᖏᓐᓂᖏᑦ, ᓱᕈᕐᓇᕐᑐᑦ, ᑐᓗᕐᑕᐅᓂᒃᑯᑦ, ᐅᐃᒪᓵᕐᑕᐅᓂᖏᓐᓄᑦ, ᐊᒻᒪᓗ ᓂᒐᕕᒃᑯᑎᒃ ᓄᓗᐊᓄᑦ ᒪᑦᑎᑕᐅᑎᓄᑦ. ᑎᑎᕋᕐᑕᐅᓂᑯ 2009, ᐅᓄᕐᓯᕙᓪᓚᐊᑎᑕᐅᓇᓱᒃᓂᖏᓐᓄᑦ ᑐᕋᒐᐅᔪᑦ ᐱᖓᓱᓪᓗᑎᒃ ᐱᔅᐅᓇᓱᒃᑐᑦ ᖃᐅᔨᔅᐅᕚᓪᓕᕐᓗᑎᒃ ᐋᕐᕕᑦ ᒥᒃᓴᓄᑦ, ᐃᓂᕿᕙᒃᑕᖏᑦ, ᐊᒻᒪᓗ ᐅᓗᓇᐊᓇᕈᑕᐅᔪᑦ ᐊᒻᒪᓗ ᐊᑐᓕᕐᑎᑕᐅᓗᑎᒃ ᐋᕐᕿᒋᐊᕈᑕᐅᔫᓇᕐᑐᑦ ᐅᓗᓇᐊᕐᑎᑦᑎᔪᓄᑦ.

ᐊᐅᓚᔾᔭᒋᐊᕐᓂᕐᒧᑦ ᐸᕐᓇᐅᑎᑦ ᐊᕐᕕᒃᓄᑦ Northwest Atlantic blue whale ᐊᑐᓕᕐᑎᑕᐅᓂᐊᕐᑐᑦ ᕿᓚᒻᒥᐅᔪᒃᑯᑦ ᐊᒻᒪᓗ ᐊᑯᓂᕐᓱᕐᑐᒃᑯᑦ ᐃᑲᔪᑕᐅᓇᓱᒃᓗᑎᒃ ᐅᓄᕐᓯᕙᓪᓚᐊᔪᓐᓇᕐᒪᖔᑕ ᑐᕋᒐᕐᑲᕐᓗᑎᒃ. ᐅᓄᕐᓯᕙᓪᓚᐊᔾᔪᑕᐅᓇᓱᒃᑐᑦ ᓯᕗᓕᐅᔪᑦ ᐱᓕᕆᐊᖑᓂᐊᕐᑐᑦ ᐃᒪᕐᒥᐅᑕᓕᕆᔨᒃᑯᓐᓄᑦ ᑲᓇᑕᒥ, ᐃᑲᔪᕐᑎᕐᑲᕐᑲᑦᑕᕐᓗᑎᒃᓗ ᑲᑎᒪᔩᕈᔪᒃᓂᒃ. ᖃᐅᔨᓴᕐᓂᕐᒧᑦ ᖃᐅᔨᓴᐅᓇᓱᒃᓗᑎᒃ ᖃᓄᕐ ᐅᓄᕐᑎᒋᖕᒪᖔᑕ ᐊᒻᒪᓗ ᓇᒦᕐᑲᑦᑕᕐᒪᖔᑕ ᑲᓇᑕᐅᑦ ᐃᒪᖓᓂ. ᐊᑐᓕᕐᑎᑦᑎᓂᐊᕆᓗᑎᒃᓗ ᐅᕙᓘᓐᓅᑦ ᒪᓕᒐᓕᐅᕐᓗᑎᒃ ᐅᕙᓘᓐᓂᑦ ᐊᑐᐊᒐᕐᓂᒃ ᓴᐳᔾᔭᐅᓯᒪᓇᓱᒃᓗᑎᒃ ᐊᕐᕕᑦ ᐃᓂᒋᔭᖏᑦ ᐊᒻᒪᓗ ᐅᓗᓇᐊᓇᕐᑐᑦ ᐋᕐᕿᒋᐊᕐᑕᐅᓗᑎᒃ.

ᐱᕐᑲᑕ ᐊᑐᓕᕐᑎᑕᐅᓂᐊᕐᑐᖅ ᐃᒪᕐᒥᐅᑕᓕᕆᔨᒃᑯᓐᓄᑦ ᐃᑲᔪᕐᑎᕐᑲᐅᕐᓗᑎᒃ ᑎᒍᒥᐊᕐᑎᐅᔪᓂᒃ ᐅᓄᕐᓯᑎᕆᐊᕐᑕᐅᓇᓱᒃᓗᑎᒃ ᐊᕐᕕᑦ. ᓱᕐᓗ, ᖃᐅᔨᓴᕐᓂᒃᑯᑦ ᑭᖑᐃᑦ ᐊᒻᒪᓗ ᓂᐱ ᐃᒪᒍᑦ ᖃᓄᑎᒋᕐᑲᑦᑕᕐᒪᖔᑦ ᐊᕐᕖᒃᑕᕐᑲᑦᑎᓪᓗᒍ. ᐱᖓᔪᖓᑦ ᐊᑐᓕᕐᑎᑕᐅᓂᐊᕐᑐᑦ ᑎᒍᒥᐊᕐᑎᐅᔪᑦ ᓇᖏᓂᖅ ᐊᐅᓚᑦᑐᓐᓇᕐᑕᖏᑦ. ᓱᕐᓗ ᑕᑯᔭᖏᓐᓂᒃ ᐅᖃᐅᓯᕐᑲᕐᑲᑦᑕᕐᓗᑎᒃ, ᐊᔾᔨᓕᐅᕆᕐᑲᑦᑕᕐᓗᑎᒃ ᐊᒻᒪᓗ ᖃᐅᔨᑎᑦᑎᓗᑎᒃ ᖃᓂᒋᔭᓃᑦᑐᓂᒃ ᐊᕕᒃᑕᕐᑲᕐᓂᖓᓂᒃ.

ᐊᑐᓕᕐᑎᑕᐅᔪᑦ ᐊᐅᓚᔾᔭᒋᐊᕐᓂᒃᑯᑦ ᐸᕐᓇᐅᑎᖓᓂ ᐃᒃᐱᒃᓇᐅᑎᑐᐃᓐᓇᓇᐊᓖᑦ ᑎᒍᒥᐊᕐᑎᐅᔪᓄᑦ ᓱᕐᓗ ᒐᕙᒪᐅᖏᑦᑐᓄᑦ ᑲᑎᒪᔨᐅᔪᓄᑦ ᐅᕙᓘᓐᓃᑦ ᐅᒥᐊᕐᔪᐊᕐᑲᕐᑎᐅᔪᓄᑦ. ᑭᓯᐊᓂ, ᐊᑐᓕᕐᑎᑕᐅᓂᖏᑦ ᐅᓄᕐᓯᒋᐊᕈᑕᐅᓇᓱᒃᑐᑦ ᐊᑭᓕᔭᓇᐊᕐᑲᕐᑎᑕᐅᔾᔨᐊᖏᑦᑐᑦ ᑎᒍᒥᐊᕐᑎᐅᔪᑦ. ᑲᓇᑕᒥᐅᑕᐃᑦ ᐱᕚᓪᓕᕋᔭᕐᑐᑦ ᐊᑐᓕᕐᑎᑕᐅᔪᓄᑦ, ᑭᓇᐅᔭᑎᒍᑦ ᐃᑲᔪᑕᐅᒐᔭᕐᒪᑕ ᐅᓄᕐᓂᕐᓴᐅᓕᕐᐸᑕ ᐊᕐᕖᑦ ᓴᐳᔾᔭᐅᓯᒪᓂᕐᓴᐅᓗᑎᒃᓗ ᐃᓂᒋᔭᖏᑦ.

Species at Risk Act
Action Plan Series

Action Plan for the Blue Whale (*Balaenoptera musculus*), Northwest Atlantic Population, in Canada

Blue Whale, Northwest Atlantic Population

2019

Recommended citation:

Fisheries and Oceans Canada. 2019. Action Plan for the Blue Whale (*Balaenoptera musculus*), Northwest Atlantic Population, in Canada. *Species at Risk Act* Action Plan Series. Fisheries and Oceans Canada, Ottawa. iv + 21 pp.

For copies of the Action Plan, or for additional information on species at risk, including COSEWIC Status Reports, residence descriptions, recovery strategies, and other related recovery documents, please visit the Species at Risk Public Registry.

Cover illustration: Y. Morin, DFO

Également disponible en français sous le titre
«Plan d'action pour le rorqual bleu (*Balaenoptera musculus*), population de l’Atlantique Nord-Ouest, au Canada. »

© Her Majesty the Queen in Right of Canada, represented by the Minister of Fisheries and Oceans, 2019. All rights reserved.
ISBN
Catalogue no.

Content (excluding the illustrations) may be used without permission, with appropriate credit to the source.

Preface

The federal, provincial, and territorial government signatories under the Accord for the Protection of Species at Risk (1996) agreed to establish complementary legislation and programs that provide for the effective protection of species at risk throughout Canada. Under the *Species at Risk Act* (S.C. 2002, c.29) (SARA), the federal competent ministers are responsible for preparing action plans for species listed as extirpated, endangered, and threatened, and for which recovery has been deemed feasible. They are also required to report on progress five years after the publication of the final document on the Species at Risk Public Registry.

The Minister of Fisheries and Oceans is the competent minister under SARA for the Northwest Atlantic Blue Whale and has prepared this Action Plan to implement the Recovery Strategy, as per Section 47 of SARA. The minister responsible for the Parks Canada Agency is the competent minister for individuals in the waters of Forillon National Park. In preparing this Action Plan, the competent ministers have considered, as per Section 38 of SARA, the commitment of the Government of Canada to conserving biological diversity and to adhering to the principle that, if there are threats of serious or irreversible damage to the listed species, cost-effective measures to prevent the reduction or loss of the species should not be postponed for a lack of full scientific certainty. To the extent possible, this Action Plan has been prepared in cooperation with Parks Canada Agency and the Mingan Island Cetacean Study, as per Section 48(1) of SARA.

As stated in the preamble to SARA, success in the recovery of this population depends on the commitment and cooperation of many different constituencies that will be involved in implementing the directions and actions set out in this Action Plan and will not be achieved by Fisheries and Oceans Canada or any other jurisdiction alone. The cost of conserving species at risk is shared between different constituencies. All Canadians are invited to join in supporting and implementing this Action Plan for the benefit of the Northwest Atlantic Blue Whale and Canadian society as a whole.

Under SARA, an action plan provides the detailed recovery planning that supports the strategic direction set out in the recovery strategy for the species. The plan outlines recovery measures to be taken by Fisheries and Oceans Canada, Environment and Climate Change Canada and other jurisdictions or organizations to help achieve the population and distribution objectives identified in the Recovery Strategy. Implementation of this Action Plan is subject to the appropriations, priorities, and budgetary constraints of the participating jurisdictions and organizations.

Acknowledgments

Fisheries and Oceans Canada would like to thank Andréanne Demers, Hugues Bouchard, Sarah Larochelle and Charline Le Mer, who drafted this Action Plan, as well as all those in the Department who supported its development. The Department also wishes to acknowledge the contributions of Parks Canada, as well as Richard Sears and Christian Ramp of the Mingan Island Cetacean Study.

Executive summary

The Northwest Atlantic Blue Whale was listed as Endangered under the *Species at Risk Act* in 2005. The main threats to its recovery are anthropogenic noise, lack of food availability, contaminants, collisions, disturbances and entanglements. Published in 2009, the Recovery Strategy proposed three recovery objectives intended to increase knowledge of the population, its habitat, and threats, and implement measures to mitigate threats.

The Action Plan for the Northwest Atlantic Blue Whale presents measures that will be implemented in the short and medium term to assist in meeting the recovery objectives. The first set of measures will be taken by Fisheries and Oceans Canada. They consist primarily of research aimed at estimating the size of the Northwest Atlantic Blue Whale population and its use of Canadian waters. The measures also include adopting or enforcing legislation or policies to protect Blue Whale habitat and mitigate threats. The second set of measures will be implemented by the Department in partnership with the various stakeholders involved in the Blue Whale's recovery. They include research on krill and the use of hydroacoustics to document the presence of these whales. The third set of measures consists of actions that concerned stakeholders will be able to take voluntarily. They include observations and photo-identification of Blue Whales and outreach and awareness initiatives.

The measures set out in the Action Plan could affect some stakeholders such as non-governmental organizations or the shipping industry. However, their implementation would not necessarily result in incremental costs to these stakeholders. Canadian society as a whole would benefit from the implementation of the Action Plan, given the economic value that Canadians attach to the recovery of the species and the protection of its habitat.

Table of Contents

Preface i
Acknowledgments ii
Executive summary iii
1. Recovery actions 1
  1.1 Context and scope of the Action Plan 1
  1.2 Measures to be taken and Implementation Schedule 3
  1.3 Critical habitat 17
    1.3.1 Critical habitat identification 177
2. Socioeconomic assessment 177
  2.1 Stakeholder profile 177
  2.2 Socioeconomic costs of implementing the Action Plan 188
  2.3 Benefits of implementing the Action Plan 199
  2.4 Distributional impacts 20
3. Measuring progress 20
4. References 21
Appendix A: Effects on the environment and other species 222
Appendix B: Record of cooperation and consultation 233

1. Recovery actions

1.1 Context and scope of the Action Plan

The Blue Whale (*Balaenoptera musculus*) is a baleen whale that uses coastal and offshore Atlantic Canadian waters mainly in the summer (Figure 1), to feed primarily on euphausiids, commonly known as krill. The Blue Whale population in the Northwest Atlantic was designated as Endangered by the Committee on the Status of Endangered Wildlife in Canada (COSEWIC) in May 2002. This population was reassessed by COSEWIC in 2012 and its status confirmed. It was listed as Endangered under the *Species at Risk Act* (SARA) in January 2005. Commercial whaling historically carried out in the Atlantic Ocean reduced the population by about 70%; at least 11,000 Blue Whales were killed before the 1960s including at least 1,500 animals in eastern Canadian waters. The size of the Northwest Atlantic population is currently unknown, but experts estimate that the number of mature animals is unlikely to exceed 250 individuals.

The Recovery Strategy for the Northwest Atlantic Blue Whale (Beauchamp et al. 2009) presents the various threats facing the population. In addition to historical whaling and natural sources of mortality such as ice entrapment and predation, several threats have been identified and their general level of concern assessed. This level of concern depends on the potential impact of the threat on the population, knowledge on the threat, and its extent within the distribution range. The main threats to the recovery of the Northwest Atlantic Blue Whale population were determined by experts to be anthropogenic noise, which causes a degraded underwater acoustic environment and alters behaviour, and the lack of food resources, which could result from ecosystem changes caused in particular by climate change.

Contaminants, vessel collisions, disturbances caused by whale watching activities, entanglements in fishing gear, epizootics, toxic algal blooms and toxic spills also pose a threat to the Blue Whale. Based on the best available information when the recovery strategy was published in 2009, these threats were assessed as presenting a low level of concern, either because their impact was considered low, very localized or difficult to quantify or because the threats were considered potential. Based on new data from photo-identification (Gaspard et al. 2017), the impact of the threat of entanglement in fishing gear needs to be reassessed, as it may be more significant than previously thought. Given the small size of the Blue Whale population, even activities that affect a small number of individuals can have a significant impact on the species' survival in the Atlantic Ocean.

The long-term goal of this Recovery Strategy is to reach a total of 1,000 mature individuals. To reach this recovery goal, three objectives were set for the Canadian range:

Objective 1: Define and conduct a long-term assessment of the size, structure and trends of the Northwest Atlantic Blue Whale population, and determine their range and critical habitat within Canadian waters;

Objective 2: Implement control and monitoring measures for activities that could hinder the recovery of the Blue Whale in its Canadian range;

Objective 3: Increase knowledge of the main threats to the recovery of the Blue Whale in Canadian waters both to determine their true impact and to identify effective measures to mitigate the negative consequences for the population's recovery.

The Recovery Strategy is proposing recovery approaches based on three broad strategies: research and monitoring, conservation, awareness and education. The purpose of this Action Plan is to outline priority actions to meet the above recovery objectives, following the same broad strategies. These actions are related to all the threats described in the Recovery Strategy and the full range of the population in Atlantic Canada's waters. The Recovery Strategy provides more details on the strategies and approaches for recovering Northwest Atlantic Blue Whales, on studies to identify their critical habitat, and on their biology (Beauchamp et al. 2009).

Under Section 47 of SARA, the competent minister must prepare one or more action plans based on the Recovery Strategy. Action planning for species at risk recovery is therefore an iterative process. The Implementation Schedule in this Action Plan may be modified in the future depending on the level of progress made towards recovery.

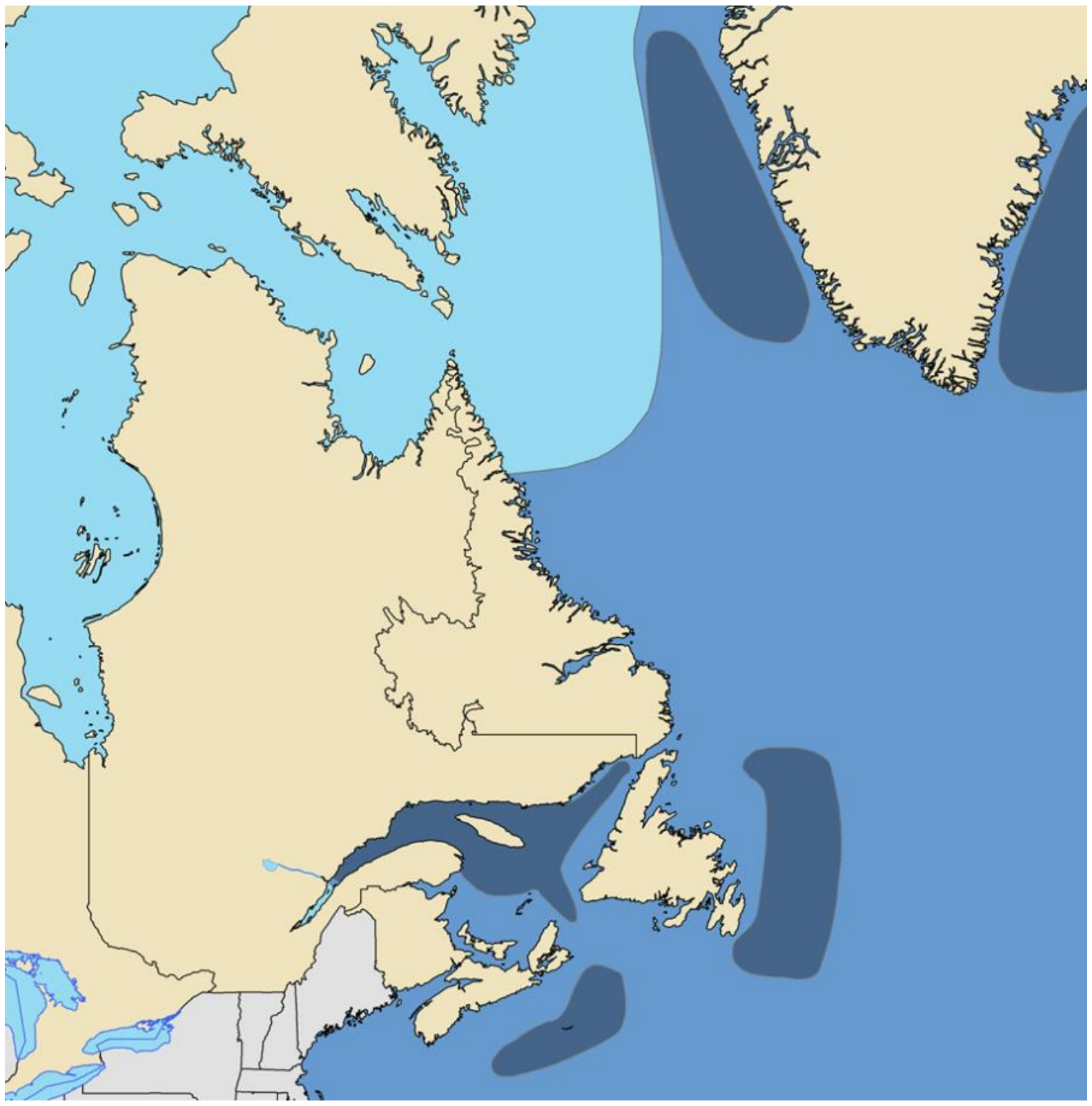

Figure 1. Geographic range and concentration areas (darker blue) of the Blue Whale in the Northwest Atlantic Ocean.

1.2 Measures to be taken and Implementation Schedule

Success in the recovery of this population is not dependent on the actions of any single jurisdiction; rather, it requires the commitment and cooperation of the many different constituencies involved in implementing the directions and actions set out in this Action Plan.

This Action Plan outlines measures that maximize the likelihood of achieving the population and distribution objectives for the Northwest Atlantic Blue Whale. It also includes measures to address threats to the population and monitor its recovery, in order to guide not only activities to be undertaken by Fisheries and Oceans Canada (DFO), but also those in which other jurisdictions, organizations and individuals have a role to play. DFO strongly encourages all Canadians to participate in the conservation of the Blue Whale by supporting and implementing the priority recovery measures outlined in this Action Plan. DFO recognizes the important role of key players in the field in the implementation of recovery measures for this population.

The following three tables are not intended to present all the measures that could be taken to foster the Blue Whale's recovery; instead, they target measures likely to be taken in the medium term (within the next 5 to 10 years). These measures are technically and financially feasible and will help identify measures that could be implemented in the longer term based on the knowledge that will be acquired. Given that the Northwest Atlantic Blue Whale has a vast range, the proposed research focuses on targeted areas to optimize results and efficiency. Much of this research could help support future critical habitat identification.

Table 1. Implementation Schedule: Measures to be undertaken by Fisheries and Oceans Canada

Table 1 identifies measures to be taken by DFO to support the recovery of the Blue Whale. This table primarily presents research and monitoring measures that will have to be led by DFO, particularly because of the complex logistics involved in monitoring a Blue Whale population with such a vast range. This research is a continuation or logical extension of studies already performed by DFO as part of the Recovery Strategy and as part of its mandate for marine mammal conservation. For an overview of the research activities and conservation and awareness measures carried out from 2009 to 2014, see the Report on the Progress of Recovery Strategy Implementation for the Blue Whale, Northwest Atlantic Population (Fisheries and Oceans Canada 2016). The measures listed in Table 1 as well as Tables 2 and 3 address the three recovery objectives:

Objective 1: Increase knowledge of the population and its size (Measures 1 to 3): A better understanding of the high-concentration areas of Blue Whales will make it possible to carry out targeted surveys to assess the population size more effectively; this research will also make it possible to understand the reasons why Blue Whales are attracted to certain locations. It is being conducted to meet both Objective 1 of the Recovery Strategy and the Schedule of Studies to identify critical habitat included in the Recovery Strategy. The studies on high-concentration areas and their characteristics, such as high concentrations of krill, could lead to the identification of Blue Whale critical habitat, at least partially, in an update of the Recovery Strategy.

Objective 2: Mitigate threats (Measures 7 to 10): Fisheries and Oceans Canada will also implement conservation measures to protect the Blue Whale's food resources, mitigate the risk of collisions and protect the Blue Whale from disturbances through policies and regulations.

Objective 3: Develop a better understanding of threats (Measures 4 to 6): The impact of threats, such as noise, disturbance or entanglement, which can alter the behaviour of Blue Whales and thereby adversely affect their recovery, are still poorly understood. Studies on noise sources and the impact of disturbance and entanglement on the recovery of the population will make it possible to implement suitable mitigation measures and improve on existing mitigation measures.

The measures presented in Table 1 are in addition to the implementation of DFO's mandate and enforcement of laws in effect. The Blue Whale is protected under SARA, which prohibits anyone from harming or harassing an endangered species. The Blue Whale’s needs must also be taken into account in the environmental assessments of various projects under the *Fisheries Act,* the *Canadian Environmental Assessment Act,* *2012* or the *National Energy Board Act*. Mitigation measures can also be included in authorization conditions issued under various types of legislation enforced by the Department. Environmental assessments of projects submitted to federal-provincial offshore petroleum boards are also reviewed by DFO to ensure that species at risk are taken into account. Moreover, scientific research protocols on the Blue Whale are reviewed to minimize disturbances. By enforcing legislation, other government departments and agencies also contribute to Blue Whale recovery. For example, Parks Canada is implementing the *Marine Activities in the Saguenay–St. Lawrence Marine Park Regulations*.

Table 1. Measures to be undertaken by Fisheries and Oceans Canada

#	Recovery Measures	Priority[1]	Threats or Objectives Addressed[2]	Timeline
Broad Strategy: *Research and monitoring*				
1	Continue delineating high-density seasonal areas in Canadian waters using satellite transmitters, especially in southwestern Newfoundland and on the Scotian Shelf. Transmitters have been put on several Blue Whales since 2010 and data have been used to define feeding areas and migratory routes. This research will identify locations where the Blue Whale is found in order to assess their numbers through targeted surveys.	High	Objective 1	5 years
2	Conduct targeted surveys in high-density areas to assess the population size. Once high-density areas have been identified, aerial or vessel-based surveys can focus on these areas and thereby be more effective in estimating the number of Blue Whales.	High	Objective 1	5 years
3	Assess the extent to which the biological processes (krill aggregations) and physical processes (currents, tides) affect the distribution, behaviour, and migrations of the Blue Whale.	High	Objective 1	5 years

[1] **Priority**: Reflects the degree to which the measure contributes directly to the recovery of the population or is an essential precursor to a measure that contributes to the recovery of the population.

- "High" priority measures are considered those most likely to have an immediate or direct impact on the achievement of the recovery objective for the population.
- "Medium" priority measures may have a less immediate or direct impact on the achievement of the population and distribution recovery objectives, but are still important for the recovery of the population.
- "Low" priority recovery measures will likely have an indirect or gradual impact on the achievement of the recovery objectives. They are nonetheless considered important contributions to the knowledge base or public involvement and to the value the public ascribes to the species.

[2] **Threats or objectives addressed**: Indicates which recovery objective the measure addresses or which threat it mitigates. Summary of the objectives: Objective 1: Increase knowledge of the population and its size; Objective 2: Mitigate threats; Objective 3: Develop a better understanding of threats.

#	Recovery Measures	Priority[1]	Threats or Objectives Addressed[2]	Timeline
4	Study the Blue Whale's behavioural responses to various noise sources in various contexts. The Blue Whale's tolerance to noise must be better understood in order to develop appropriate mitigation measures for noise-generating human activities.	Medium	Objective 3 Noise	10 years
5	Study the behavioural response of Blue Whales to various approach distances of boats (whale watching, research, and recreational boats). This knowledge will help to establish acceptable approach distances for the Blue Whale.	Medium	Objective 3 Disturbance	2 years
6	Assess the fishing effort and characterize the fishing gear used in areas occupied by the Blue Whale to determine the potential impact of the threat of gear entanglement on the population.	Low	Objective 3 Entanglement	10 years
Broad Strategy: *Conservation*				
7	Assess whether any commercial fishery of krill would affect the integrity of the ecosystem or the energy needs of a recovering or a recovered Blue Whale population, in accordance with the Policy on New Fisheries on Forage Species.	High	Objective 2 Availability of food	Ongoing
8	Adopt and implement the amendments to the *Marine Mammal Regulations* to help protect the Blue Whale from anthropogenic disturbances in all of the areas that they occupy. The amended regulations include approach distances for species at risk like the Blue Whale in order to reduce disturbance.	High	Objective 2 Disturbance Collisions	Ongoing
9	Determine the best management tools for achieving the St. Lawrence Estuary Area of Interest's conservation objectives and implement them, including the designation of a marine protected area.	High	Objective 2	5 years
10	By enacting regulations, designate a marine protected area in the American Bank area located off the Gaspé Peninsula. This site is, among other things, considered as a high-density Blue Whale area. Examples of potential conservation measures would be voluntary measures and rules of ethics to regulate marine observation activities and reduce disturbances, as well as	Medium	Objective 2 Disturbance Entanglement	2 years

#	Recovery Measures	Priority[1]	Threats or Objectives Addressed[2]	Timeline
	apply fishery measures aimed at protecting forage species, such as krill, the Blue Whale's main prey.		Collisions	
Broad Strategy: *Outreach*				
11	Encourage the whale watching public to report their observations. For example, the "Tell Jack" outreach campaign encourages the whale watching public in Newfoundland and Labrador to play a role in DFO marine mammal science and promote DFO's research on marine mammals including the Blue Whale. Anecdotal reports and pictures sent to the marine mammal research group can provide useful information. The campaign uses social media, proactive media relations, and public outreach activities to solicit observation reports and pictures from the public via Twitter and email.	Medium	Objective 1	Ongoing
12	Carry out outreach and educational activities intended for whale watching operators, the whale watching public, and other mariners about best practices for observing marine mammals including the Blue Whale. For example, in Newfoundland and Labrador, school visits and public events such as Oceans Day are organized using life-size Blue Whale tails made of fabric. The tails could be used to educate people on the Blue Whale's biology, behaviour, and lifecycle, as well as its SARA status.	Medium	Objective 2 Disturbance	Ongoing

Table 2. Measures to be undertaken collaboratively between Fisheries and Oceans Canada and its partners

Table 2 shows the actions that will be taken by Fisheries and Oceans Canada and its partners working in collaboration. The order in which partners are listed in the table is not indicative of their contribution or degree of involvement. Implementation of these measures will be dependent on a collaborative approach, in which Fisheries and Oceans Canada is a partner in recovery efforts, but cannot implement the measures alone. Table 2 presents research and monitoring measures that DFO is implementing in close partnership with universities, other government agencies, the private sector and research organizations. The purpose of these measures is to:

1. Continue the characterization of noise sources and levels and the Blue Whale's exposure to noise in the areas they use the most (measure 13).
2. Study the Blue Whale's primary food source, krill (Measures 14 to 16). DFO intends to continue its research on krill production in the Estuary and Gulf of St. Lawrence, and on krill interaction with Blue Whales, in collaboration with universities.
3. Increase knowledge of the Blue whale distribution in areas outside the Estuary and Gulf of St. Lawrence, for which few observational data are available (Measures 17 to 22). DFO and several partners intend to use hydroacoustics and photo-identification for this purpose. These measures also support the schedule of studies intended to identify critical habitat set out in the Recovery Strategy.
4. Better assess the effect of the threat of entanglement on the health and recovery of the Blue Whale (measure 23).

This table also proposes several partnerships to implement conservation measures and thereby mitigate threats to Blue Whale recovery. Certain initiatives are underway or are planned for the near future to mitigate threats, such as noise (Measure 24), toxic spills (Measure 25), vessel collisions (Measures 26 and 27) and entanglements (Measure 28). Two awareness campaigns are also underway to improve the data collected by observers (Measure 29) and to raise awareness among pleasure boaters around the Saguenay–St. Lawrence Marine Park in order to reduce disturbances in this important area for the Blue Whale (Measure 30).

Table 2. Collaborative measures between Fisheries and Oceans Canada and its partners.

Acronyms: DFO (Fisheries and Oceans Canada), NGO (Non-Governmental Organizations), NOAA (National Oceanographic and Atmospheric Administration, US).

#	Recovery Measures	Priority[3]	Threats or Objectives Addressed[4]	Timeline	Partnerships[5]
Broad Strategy: ***Research and monitoring***					
13	Continue characterizing of noise sources and levels, and analyzing the exposure of Blue Whales to noise in the areas they use most often in Canadian Atlantic waters.	Medium	Objective 3 Noise	Ten years	DFO Transport Canada Industry
14	Study krill distribution, population dynamics and production processes. Tides, currents, and krill behaviour will determine the aggregation areas essential for effective Blue Whale feeding. A better understanding of these factors could be integrated into critical habitat identification.	High	Objective 3 Availability of food	3 years	DFO Universities Research institutes
15	Study the Blue Whale's energy needs to estimate the krill biomass necessary to support the current population and eventually a recovering population.	High	Objective 3 Availability of food	3 years	DFO Universities Research institutes
16	Study the trophic interactions between the Blue Whale and krill to try to explain the high inter-annual and inter-regional variability of Blue Whale occurrences and residence time.	High	Objective 3 Availability of food	3 years	DFO Universities Research institutes

---

[3] See footnote 1.

[4] See footnote 2.

[5] **Potential partners**: Université du Québec à Rimouski, Dalhousie University, Institut des sciences de la mer à Rimouski, Group for Research and Education on Marine Mammals (GREMM), Mingan Island Cetacean Study, Réseau d’observation des mammifères marins, Indigenous groups, Shipping Federation of Canada, whale watching tour operators, emergency response networks, etc.

#	Recovery Measures	Priority[3]	Threats or Objectives Addressed[4]	Timeline	Partnerships[5]
17	Use hydroacoustic techniques to monitor the occurrence and number of Blue Whales in Atlantic Canada's waters, especially on the Scotian Shelf and south of Newfoundland. Bottom-moored recorders will make it possible to collect data on all marine mammal species that vocalize in a specific location.	High	Objective 1	2 to 5 years	DFO Universities Research institutes
18	Acquire data on Blue Whale distribution and abundance outside the Gulf of St. Lawrence (Cabot Strait and Scotian Shelf) where very little information is available, using photo-identification and the installation of satellite transmitters.	High	Objective 1	5 years	NGO DFO Universities
19	Conduct necropsy on dead Blue Whales whenever possible and follow protocols for data collection and sharing.	High	Objective 1 Objective 3	Ongoing	NGO DFO Universities
20	Continue collecting tissue samples and conducting biopsies to assess the population structure, pregnancy rates, and level of contaminants, especially in the Gulf of St. Lawrence, the Cabot Strait and the Scotian Shelf.	Medium	Objective 1 Objective 3	5 years	NGO Universities DFO
21	Better integrate all Blue Whale sightings data collected by various sources.	Low	Objective 1	5 years	NGO Universities Research institutes DFO
22	Establish international research partnerships to increase understanding of the Blue Whale's distribution and migration routes. Sharing hydroacoustic data is an example of collaboration.	Low	Objective 1	10 years	DFO NOAA Universities

#	Recovery Measures	Priority[3]	Threats or Objectives Addressed[4]	Timeline	Partnerships[5]
23	Use photo-identification to monitor entanglement rates in Blue Whales in order to better assess the impact of this threat on the health and recovery of the population.	Medium	Objective 2 Entanglement	In progress	NGO DFO
Broad Strategy: *Conservation*					
24	Study and implement measures to reduce the negative impact of noise caused by human activities, such as shipping, construction, and seismic exploration.	High	Objective 2 Noise	Ongoing	DFO Transport Canada Industry Parks Canada Universities NGO
25	Develop and implement response plans to reduce impacts to Blue Whales and their habitat likely to be caused by toxic spills. The government's initiative to strengthen the tanker safety system includes improving response planning in the event of toxic spills in targeted areas such as the Gulf of St. Lawrence, a high-risk area for spill impacts.	Medium	Objective 2 Spills	5 years	Provincial and federal departments Industry NGO
26	Maintain the Marine Mammal Response Program in the various regions of Canada's Atlantic coast. This program supports organizations that maintain call centres and databases, and that intervene when a marine mammal is in distress. It also supports training for emergency responders.	Medium	Objective 2 Entanglement Collisions	Ongoing	NGO DFO Indigenous groups
27	Study how to reduce the risk of vessel collisions with Blue Whales in the St. Lawrence Estuary and Gulf of St. Lawrence beyond existing voluntary measures for speed reduction, with the goal of identifying measures to implement (e.g., moving shipping lanes, establishing no-go areas).	Medium	Objective 2 Collisions	5 years	DFO Transport Canada Industry NGO

#	Recovery Measures	Priority[3]	Threats or Objectives Addressed[4]	Timeline	Partnerships[5]
28	Develop projects to promote the recovery of ghost or lost fishing gear in the Estuary and Gulf of St. Lawrence	Low	Objective 2 Entanglement	5 years	DFO Industry NGO
Broad Strategy: *Outreach*					
29	Continue training observers to improve marine mammal identification and information gathering. Training is intended for all those who have the opportunity to gather observational information (researchers, bird watchers, observers on platforms).	Medium	Objective 1	Ongoing	DFO NGO Industry
30	Educate pleasure boaters and captains of whale watching excursions on the impacts their activities have on Blue Whales near the Saguenay-St. Lawrence Marine Park. In collaboration with fisheries officers, the goal of this project is to educate users on the appropriate behaviour to adopt outside the marine park. It could be extended to other areas where there is a high incidence of disturbance by pleasure boaters and whale watchers.	Medium	Objective 2	5 years	DFO Parks Canada NGO

Table 3. Measures that represent opportunities for other jurisdictions, organizations or individuals to lead

As all Canadians are invited to join in supporting and implementing this Action Plan for the benefit of the Blue Whale and Canadian society as a whole, Table 3 identifies measures likely to support the recovery of the Northwest Atlantic Blue Whale that could be taken voluntarily by other jurisdictions, institutions, groups, and individuals interested in supporting the species' recovery. The order in which partners are listed in Table 3 is not indicative of their contribution or degree of involvement. The research and monitoring measures presented in Table 3 are activities that could be implemented by non-governmental organizations, particularly the Mingan Island Cetacean Study (MICS). These measures involve continuing Blue Whale monitoring activities through photo-identification, hydroacoustics, tissue sample collection, and biopsies (Measures 31 to 36) in Canadian and international waters. Several organizations, including Parks Canada, are already involved in efforts to raise marine user awareness of the impact their activities have on the Blue Whale, and these efforts are expected to continue (Measures 37 and 38).

If your organization is interested in participating in one of these measures, please contact the Species at Risk Management Division in Quebec at lep-sara-qc@dfo-mpo.gc.ca.

Table 3. Measures that represent opportunities for other jurisdictions, organizations or individuals to lead.

#	Recovery Measures	Priority[6]	Threats or objectives addressed[7]	Partnerships[8]
Broad Strategy: ***Research and monitoring***				
31	Continue photo-identification activities, especially in various areas of the Gulf of St. Lawrence, and analyze photos to continue identifying individuals. These analyses help to better understand the Blue Whale's annual use of Canadian waters and assess its abundance. The continuation of these activities implies maintaining a database of observations and photos.	High	Objective 1	NGO Indigenous groups
32	Conduct acoustic monitoring (recording vocals using moored recorders) in various sectors of the Gulf of St. Lawrence and Atlantic Canada that are difficult to access in order to better characterize their use by the Blue Whale.	High	Objective 1	NGO Universities Research institutes
33	Conduct an analysis of the Northwest and Northeast Atlantic photo-identification catalogues to verify whether there are connections between these two areas of the Atlantic Ocean.	Medium	Objective 1	NGO Universities Research institutes
34	Biopsy Blue Whales to monitor their contaminants levels. The accumulation of contaminants in the Blue Whale is barely known and biopsies could make it possible to identify contaminants found in tissues and monitor their evolution over time.	Medium	Objective 3 Contaminants	NGO Universities Research institutes
35	Conduct genetic analyses of tissues collected from individuals that died in spring 2014 in southern Newfoundland. The comparison of these analyses with biopsies carried out across the North Atlantic will allow for a better understanding of the extent of exchange among the whales in the various regions.	Low	Objective 1	NGO Universities Research institutes

[6] See footnote 1.
[7] See footnote 2.
[8] See footnote 5.

#	Recovery Measures	Priority[6]	Threats or objectives addressed[7]	Partnerships[8]
36	Conduct a survey off Mauritania in the winter to determine whether the Northwest Atlantic Blue Whale uses the waters off West Africa to breed.	Low	Objective 1	NGO Universities Research institutes
Broad Strategy: *Outreach*				
37	Continue raising awareness among marine users of the impact their activities have on the Blue Whale (marine observation activities, commercial shipping, and pleasure boaters).	Medium	Objective 2	Parks Canada Transport Canada NGO Industry Indigenous groups
38	Continue mandatory training for all captains and kayaking guides who conduct their activities in the Saguenay-St. Lawrence Marine Park to familiarize them with the best practices for observing marine mammals (marine park regulations, biology, and ways to diversify excursions).	Medium	Objective 2	Parks Canada

1.3 Critical habitat

1.3.1 Critical habitat identification

The Act requires an action plan which or that includes an identification of critical habitat to the extent possible. When published in 2009, the Recovery Strategy for the Northwest Atlantic Blue Whale included a schedule of studies to identify critical habitat. Several such studies have been carried out since the publication of the Recovery Strategy, and others are ongoing. These studies are summarized in the Report on the Progress of Recovery Strategy Implementation for the Blue Whale, Northwest Atlantic population. The results were presented and peer-reviewed at a DFO Science Advisory Meeting in winter 2016. A Science Advisory Report was published recently (Fisheries and Oceans Canada 2018) and will be used to support the identification of Blue Whale critical habitat, to the extent possible. This identification will be presented in an update of the Recovery Strategy, rather than in this Action Plan.

2. Socioeconomic assessment

The *Species at Risk Act* requires that an Action Plan include an assessment of the socioeconomic costs associated with its implementation and of the benefits to be derived from the implementation (SARA 49(1)(*e*), 2002). This assessment addresses only the incremental (new) socioeconomic costs associated with the implementation of this Action Plan at the national level as well as the social and environmental benefits of implementing it in its entirety, recognizing that not all aspects of its implementation are under the jurisdiction of the federal government. It is intended to inform the public and guide partners in their decision-making on the implementation of the Action Plan.

This assessment will first identify the main stakeholders that could be affected by or involved in the implementation of the recovery measures listed in Tables 1 to 3 of the Action Plan. Section 2.2 then examines whether these measures could involve incremental costs to stakeholders. Lastly, Section 2.3 presents an overview of the benefits of implementing the Action Plan.

2.1 Stakeholder profile

The Blue Whale recovery measures set out in Tables 1 to 3 are grouped into three types of broad strategies: research and monitoring, conservation, and outreach. The types of stakeholders that would take part in the implementation of the Action Plan are also identified in these tables.

Research and monitoring

DFO's main partners in carrying out the research and monitoring activities are universities (e.g., University of Quebec at Rimouski, Dalhousie University), governmental (e.g., Transport Canada) and non-governmental (e. g., Mingan Island Cetacean Study) organizations.

Conservation

The implementation of conservation measures would involve a number of stakeholders, including the federal and provincial governments, non-governmental organizations, and the private sector. Several private sector industries could be affected by the implementation of conservation measures. In particular, noise reduction measures could have repercussions for industries whose activities involve shipping, marine construction, and seismic exploration (Table 2 – Measure 24). Initiatives to enhance the security systems of tankers and reduce the risk of collision between Blue Whales and ships may also have an impact on the shipping industry (Table 2 – Measures 25 and 27).

Outreach

Outreach activities would be conducted primarily by the federal government in collaboration with non-governmental organizations and the whale watching industry.

2.2 Socioeconomic costs of implementing the Action Plan

Many of the measures identified in the Action Plan are initiatives underway within the federal government and its partners, and these measures are expected to continue even in the absence of the Action Plan. Although the measures set out in the Action Plan could affect some stakeholders identified above, their implementation would not systematically result in incremental socioeconomic costs to these stakeholders.

There is not enough information to quantify the incremental socioeconomic costs that could result from implementing the Action Plan for the Blue Whale. Therefore, the potential costs of the Action Plan are evaluated qualitatively because most of the available information is qualitative.

Research and monitoring

Of the 38 recovery measures in the action plan, 23 measures involve research and monitoring activities. Many of these research projects are an extension of projects already being carried out by DFO and its partners. Certain projects go beyond the scope of the Blue Whale Recovery Strategy and include the acquisition of knowledge that can be applied to several species. It is therefore realistic to think that many of the research activities listed in Tables 1 to 3 would be carried out by DFO and its partners, even in the absence of the Action Plan.

DFO-led research and monitoring would be funded through the Department's regular programs and would not mean incremental costs to DFO. Measures undertaken by other organizations (universities, NGOs, research institutes) could be funded in part by existing federal government programs. However, additional costs could be incurred by local and regional stakeholders who chose to become involved in Blue Whale recovery efforts.

There is not enough information at this stage to quantify these costs, but they would vary depending on the extent of the research activities undertaken.

Conservation

The Action Plan identifies eight conservation measures to implement mitigation and monitoring measures for activities that could disrupt the recovery of the Blue Whale in its Canadian range. Most of these measures fall within the framework of initiatives that are already underway within the federal government; the implementation of these measures therefore will not involve any incremental costs to the government.

One of the conservation measures aimed at reducing the risk of collisions between the Blue Whale and ships in the St. Lawrence Estuary (Table 2 – Measure 27) could lead to additional costs for the shipping industry. As details on the implementation of these measures are not known, it is not possible to estimate the incremental costs, if any, to the shipping industry.

The implementation of conservation measures is not expected to generate any additional costs to the other stakeholders.

Outreach

The awareness activities included in the Action Plan are all activities that are currently underway and are intended to protect several species of marine mammals. Therefore, realistically, these activities would be carried out even in the absence of the Action Plan for the Blue Whale. Consequently, awareness activities are not expected to generate incremental costs to the federal government or any of the stakeholders.

2.3 Benefits of implementing the Action Plan

The implementation of the measures outlined in this Action Plan will contribute positively to the achievement of the long-term goal of the Northwest Atlantic Blue Whale Recovery Strategy, which is to reach a total of 1,000 mature individuals in the population.

The benefits of the recovery of the Blue Whale are difficult to quantify. However, the Act recognizes that “wildlife, in all its forms, has value in and of itself and is valued by Canadians for aesthetic, cultural, spiritual, recreational, educational, historical, economic, medical, ecological and scientific reasons” (SARA 2002). Self-sustaining and healthy ecosystems with their various elements in place, including species at risk, contribute positively to the livelihoods and the quality of life of all Canadians. A review of the literature confirms that Canadians value the preservation and conservation of species in and of themselves. Measures taken to preserve a species, such as habitat protection and restoration, are also valued. In addition, the more measures contribute to the recovery of a species, the higher the value the public ascribes to such measures (Loomis and White 1996; Fisheries and Oceans Canada 2008).

Specifically, a study estimating the economic benefits of marine mammal recovery in the St. Lawrence Estuary reveals that Canadians would be willing to pay $229 annually per household for a multi-species recovery strategy resulting in a measurable improvement in the status of species at risk for a number of marine mammals, including the Blue Whale (Boxall et al. 2012).

The implementation of the Action Plan should also generate benefits beyond the recovery of the Blue Whale. The acquisition of knowledge and the development of conservation measures should benefit several other marine mammal species.

2.4 Distributional impacts

Many different stakeholders will be involved in implementing the recommendations set out in this Action Plan. Given that most of the measures set out in the plan relate to existing programs and are a continuation of activities already underway, the incremental costs to DFO and its partners should be minimal.

The benefits of implementing the Blue Whale Action Plan will be enjoyed by the Canadian society as a whole, given the economic value that Canadians attach to the recovery of the species and the protection of its habitat.

3. Measuring progress

The recovery objectives presented in the Recovery Strategy propose a method for defining and measuring progress made toward achieving population and distribution objectives.

A report on the implementation of the Action Plan (under s. 55 of SARA) will be prepared to assess the progress made towards the implementation of the recovery measures.

A report on the ecological and socioeconomic impacts of the Action Plan (under s. 55 of SARA) will be prepared to provide information on the monitoring of the species' recovery and its long term viability, and on the implementation of the Action Plan.

4. References

Beauchamp, J., Bouchard, H., de Margerie, P., Otis, N., and J.-Y. Savaria. 2009. Recovery strategy for the Blue Whale (*Balaenoptera musculus*), Northwest Atlantic population, in Canada. *Species at Risk Act* Recovery Strategy Series. Fisheries and Oceans Canada, Ottawa.

Boxall, P.C., Adamowicz, W.L., Olar, M., West, G.E., and G. Cantin. 2012. Analysis of the Economic Benefits Associated with the Recovery of Threatened Marine Mammal Species in the Canadian St. Lawrence Estuary. Marine Policy. 36 (1):189-197.

Fisheries and Oceans Canada. 2008. Estimation of the Economic Benefits of Marine Mammal Recovery in the St. Lawrence Estuary. Policy and Economics Regional Branch, Quebec 2008.

Fisheries and Oceans Canada. 2016. Report on the Progress of Recovery Strategy Implementation for the Blue Whale (*Balaenoptera musculus*), Northwest Atlantic population, in Canada for the Period 2009 – 2014. *Species at Risk Act* Recovery Strategy Report Series. Fisheries and Oceans Canada, Ottawa.

Fisheries and Oceans Canada. 2018. Identification of important habitats for the Blue Whale in the western North Atlantic. DFO Can. Sci. Advis. Sec., Sci. Advis. Rep. 2018/003.

Gaspard, D., C. Ramp, J. Delarue, S. Landry and R. Sears. 2017. Entanglement threat has been underestimated for three rorqual species in the Gulf of St. Lawrence, Canada. Poster presented at the 22nd Biennial Conference on the Biology of Marine Mammals, October 22-27, 2017, Halifax, NS, Canada.

Loomis, J.B., and D.S. White. 1996. Economic Benefits of Rare and Endangered Species: Summary and Meta-Analysis. Ecological Economics. 18: 197-206.

Appendix A: Effects on the environment and other species

A Strategic Environmental Assessment (SEA) is conducted on all SARA recovery planning documents under SARA and in accordance with the Cabinet Directive on the Environmental Assessment of Policy, Plan and Program Proposals. The purpose of an SEA is to incorporate environmental considerations into the development of public policies, plans, and program proposals to support environmentally sound decision-making and to evaluate whether the outcomes of a recovery planning document could affect the environment in any way or the achievement of any of the Federal Sustainable Development Strategy's goals or targets.

Recovery planning is intended to benefit species at risk and biodiversity in general. However, it is recognized that implementation of action plans may inadvertently have environmental impacts beyond the intended benefits. The planning process based on national guidelines directly incorporates consideration of all environmental impacts, with a particular focus on the potential impacts on non-target species or habitats. The results of the SEA are incorporated directly into the action plan itself, but are also summarized below in this statement.

The threats affecting the Blue Whale also weigh on several marine mammal species that share its range. Measures aimed at reducing the impact of threats to the Blue Whale should therefore also benefit these species. Research intended to better understand krill production and behaviour and could lead to conservation measures will also be positive for all levels of the food chain.

Appendix B: Record of cooperation and consultation

This document was prepared with the participation of DFO researchers working on the Blue Whale. Representatives of the Saguenay-St. Lawrence Marine Park also participated, because the species is often present within its boundaries. The expertise of the Mingan Island Cetacean Study, which has been collecting observational data on whales for over three decades and which acts as curator of the Blue Whale photo-identification catalogue, was also solicited.

The document has been reviewed by the different divisions in the five relevant DFO administrative regions and by national headquarters. It was also sent for comment to provincial governments and Indigenous groups present within the range of this Blue Whale population. The non-governmental organizations, the shipping and fishing industries and the commercial marine life observations activities were also consulted.

ᐃᓚᒍᑦᓯᐅᑎᔪᑦ ᑐᓂᔭᐅᓯᒪᔪᓄᑦ

ᓄᓇᕗᒻᒥ ᐆᒪᔪᓕᕆᔨᕐᔪᐊᒃᑯᑦ ᑲᑎᒪᔨᖏᓐᓄᑦ ᐊᒻᒪᓗ ᓄᓇᕕᒻᒥ ᐃᒪᕐᒥᐅᑕᕐᓂᒃ ᐆᒪᔪᓕᕆᔨᕐᔪᐊᒃᑯᑦ ᑲᑎᒪᔨᖏᑦ ᐅᑯᓄᖓ

ᑐᓴᕿᑦᓴᖅ: **ᐋᖅᑭᑦᑕᐅᔪᖅ:** X **ᐃᓱᒪᓕᐅᕈᑕᐅᔪᖅ:** X

ᐃᓱᒫᓘᑎ:2020/21 ᑲᑎᑦᓱᑎᒃ ᑭᖑᐸᑦᑕᐅᒍᓐᓇᖅᑐᑦ ᐅᐊᓐᓇᖅᐸᓯᒻᒥ (*Pandalus borealis*) ᐊᒻᒪᓗ Striped (*Pandalus montagui*) ᑭᖑᐸᐃᑦ ᑲᓇᓐᓇᖅᐸᓯᒻᒥ ᐱᖓᓐᓇᖅᐸᓯᒻᒥᓗ ᖃᐅᔨᓴᖅᑕᐅᕙᐅᔪᓂ.

ᓄᓇᙳᐊᖅ:
ᑐᙵᕕᖅᑕᐅᓂᖏᑦ – ᑲᓇᓐᓇᖅᐸᓯᒻᒥ ᖃᐅᔨᓴᖅᑕᐅᕙᒃ.
ᐆᔭᐅᔭᐅᓂᖏᑦ – ᐱᖓ.

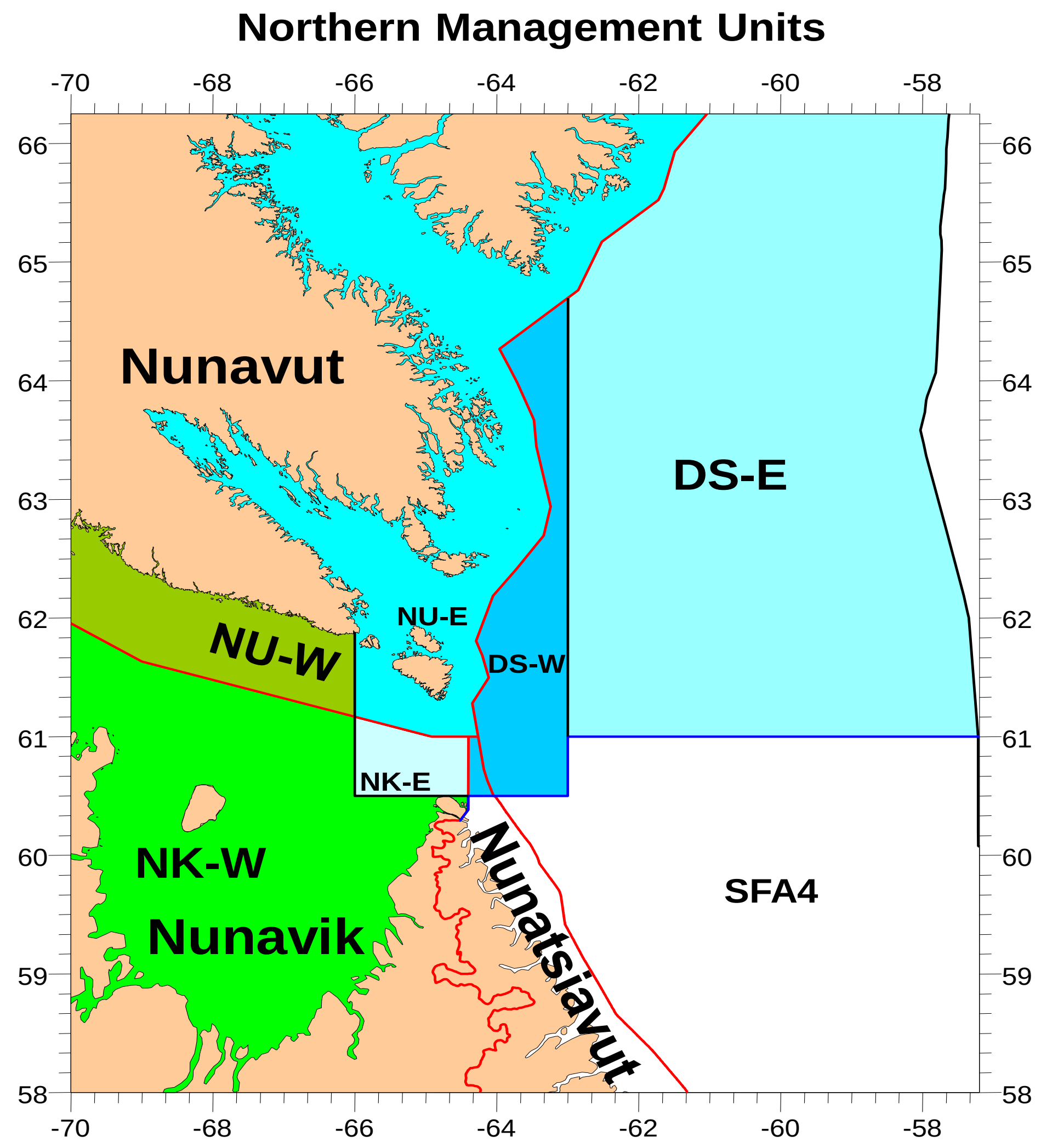
Northern Management Units
-70
-68
-66
-64
-62
-60
-58
66
65
64
63
62
61
60
59
58
Nunavut
NU-E
NU-W
DS-W
DS-E
NK-E
NK-W
Nunavik
Nunatsiavut
SFA4

ᐃᓗᓕᖅᑭᑦ

ᒥᓂᔅᑕᐅᕙᐅᔪᖅ ᑐᓂᓯᔪᔪᖅ ᑐᓴᖅᑐᑦᓯᔾᔪᑎᒥᒃ ᓄᓇᕗᒻᒥ ᐆᒪᔪᓕᕆᔨᕐᔪᐊᒃᑯᑦ ᑲᑎᒪᔨᖏᓐᓄᑦ ᐊᒻᒪᓗ ᓄᓇᕙᒻᒥ ᐃᒪᕐᒥᐅᑕᕐᓄᑦ ᐆᒪᔪᓕᕆᔨᕐᔪᐊᑦ ᑲᑎᒪᔨᖏᑦ (ᑲᑎᒫᑦ) ᕙᕗᐊᕆ 2020-ᒥ ᑐᙵᕙᐅᑦᓱᓂ ᑲᑐᔾᔨᓪᓗᑎᒃ ᐋᖅᑭᑦᓯᒪᔭᖏᓐᓄᑦ ᐃᓱᒪᓕᐅᕈᑕᐅᓯᒪᔪᓄᓪᓗ ᒪᕐᕿᓐᓄᒃ ᐊᔾᔨᒌᙱᑦᑑᓐᓄᑦ ᑭᖑᑉᐹᓐᓄᑦ ᐱᖓᓐᓇᖅᐸᓯᒻᒥ ᖃᐅᔨᓴᖅᑕᐅᕕᒻᒥ (WAZ) ᐊᒻᒪᓗ ᑲᓇᓐᓇᖅᐸᓯᒻᒥ ᖃᐅᔨᓴᖅᑕᐅᕕᒻᒥ (EAZ). ᑐᑭᓯᓂᐊᖅᑎᓅᙶᖅᓯᒪᔪᑦ 2019-ᒥ ᐊᔾᔨᒌᙱᑦᑐᓂᒃ ᐆᒪᔪᕐᓂᒃ ᖃᐅᔨᓴᕐᓂᕐᒥᒃ ᑐᓴᐅᒪᔾᔪᑕᐅᓂᐊᖅᑐᖅ 2020/2021–ᒥ ᑭᖑᑉᐸᑦᑕᐅᒍᓐᓇᕐᓂᐊᖅᑐᓄᑦ ᐊᑐᐃᓐᓇᐅᓯᒪᙱᑦᑐᑦ ᐅᑯᐊ ᑐᓂᔭᐅᑎᓪᓗᒋᑦ. ᒥᓂᔅᑕᐅᕙᐅᔪᖅ ᓂᕆᐅᓐᓂᖃᖅᓯᒪᒻᒪᑦ ᓱᑲᑦᑐᐊᓗᒻᒥᒃ ᐊᓯᔾᔨᕐᓂᖅᑕᖃᕐᓂᐊᕆᐊᖓ (ᐅᖓᑖᓂ 25%) ᑭᖑᑉᐹᓂᐊᕙᑦᓴᐅᔪᓂᒃ ᐊᑕᐅᓯᕐᒧᑦ ᐅᖓᑖᓄᓪᓘᓐᓃᑦ ᑲᑎᒪᐅᖅᑐᑦ ᑕᑯᓐᓈᖅᑕᐅᑐᐃᓐᓇᕆᐊᓖᑦ, ᐃᓚᒍᑦᓯᐅᑎᒥᒃ ᐊᐅᓪᓚᑎᑦᓯᒍᑕᐅᕆᐊᖃᕋᖅᓱᑎᒃ ᑲᑎᒪᔨᓄᑦ.

ᖃᐅᔨᓴᐅᓯᒪᔪᑦ 2019-ᒥ ᖃᐅᔨᓴᕐᓂᕐᒥᒃ ᒫᓐᓇ ᐊᑐᐃᓐᓇᐅᓕᖅᑐᑦ ᓇᓗᓇᕋᓂᓗ ᓱᑲᑦᑐᒥᒃ ᐊᓯᔾᔨᕐᓂᖅᑕᖃᕐᓂᐊᕆᐊᖓ ᑭᖑᑉᐹᓂᐊᕐᕙᑦᓴᐅᔪᓂ ᑕᒪᒃᑮᓐᓂᒃ ᑲᓇᓐᓇᖅᐸᓯᒻᒥ ᖃᐅᔨᓴᕐᓂᐅᔪᕝ. ᑭᖑᑉᐸᐃᑦ ᑕᐃᓴᐅᔪᑦ *P. montagui* ᐃᓄᐃᓴᓪᓕᕚᖅᓯᒪᔪᑦ 59.3%–ᒥᒃ, ᐊᐃᑉᐸᖏᑦ ᑕᐃᓴᐅᔪᑦ *P. borealis* ᐊᒥᓲᙳᑉᐹᓪᓕᑎᓪᓗᒋᑦ 102.8%. ᖃᐅᔨᓴᐅᔪᑦ ᐱᖓᓐᓇᖅᐸᓯᒻᒥ ᖃᐅᔨᓴᕐᕕᒻᒥ WAZ ᓇᓗᓇᐃᖅᓯᓯᒪᔪᑦ ᐃᓄᐃᓴᓪᓕᓯᒪᓂᖏᓐᓂᒃ ᑭᖑᑉᐸᐃᑦ ᑲᑎᒪᐅᖅᑐᑦ ᑕᒪᒃᑮᓐᓄᑦ ᑎ *P. montagui* (19.5%) ᐊᒻᒪᓗ *P. borealis* (3.4%) (ᐃᓱᐊᓃᑦᑐᖅ 1).

ᐱᔭᐅᓯᒪᔪᑦ ᑐᑭᓯᓂᐊᖅᑎᓂᒃ ᑐᓴᕋᑦᓴᐃᑦ ᑐᓂᔭᐅᓯᒪᔪᑦ ᐊᖅᑯᑕᐅᑦᓯᓂ ᐅᓇ ᐃᓚᒋᖓᕈᑎ (ᓇᐃᓕᑎᖅᓯᒪᔪᑦ ᐃᓱᐊᓃᑦᑐᒥ 2–ᒥ) ᐊᑐᐃᓐᓇᐅᑎᑦᓯᓂᐊᖅᑐᑦ ᑐᓴᖅᑕᐅᕆᐊᓕᓐᓂᒃ ᐃᓱᒪᓕᐅᕈᑕᐅᓂᐊᖅᑎᓪᓗᒋᑦ ᐋᖅᑮᒍᑕᐅᓗᑎᓪᓗ ᒥᓂᔅᑕᒨᕋᑦᓴᓂᒃ 2020/21 ᐃᖃᓗᓕᕆᓂᕐᒧᑦ.

ᐱᖓᓐᓇᖅᐸᓯᒻᒥ ᖃᐅᔨᓴᖅᑕᐅᕕᒃ – ᐋᖅᑭᖅᑕᐅᕆᐊᓕᒃ

ᐃᓗᓕᖅᑭᑦ ᑐᓴᕋᑦᓴᐃᑦ

ᐅᐊᓐᓇᖅᐸᓯᒻᒥ ᖃᐅᔨᓴᖅᑕᐅᕕᒃ WAZ ᐊᑑᑎᖃᖅ ᐃᓚᖓᓂ ᓄᓇᕗᒻᒥ ᓄᓇᑖᖑᓯᒪᔪᒥ ᐊᒻᒪᓗ ᐃᓚᖓ ᓄᓇᕙᒻᒥ ᐃᒪᖓᓃᑦᓯᓂ. ᓄᑖᑦ ᑐᑭᓯᓂᐊᖅᑎᓂᒃ ᖃᐅᔨᓴᕐᓂᐅᔪᑦ ᐱᖓᓐᓇᖅᐸᓯᒻᒧᑦ ᐱᒋᐊᔪᔪᑦ 2014-ᒥ. ᖃᐅᔨᓴᕐᓂᐅᓂᐊᖅᑐᑦ ᐱᕙᖅᓯᓇᓂᐊᖅᑕᖅᑭᑦ ᓴᖅᑭᖅᑕᐅᕚᓕᐊᑎᓪᓗᒋᑦ, ᑲᑎᒫᑦ ᐋᖅᑮᔪᔪᑦ ᑲᔪᓯᑎᑕᐅᖁᔭᐅᑦᓯᑎᒃ ᑲᑎᑦᓯᑎᒃ ᑭᖑᑉᐸᑦᑕᐅᒍᓐᓇᖅᑐᑦ ᑕᒪᕐᒥᒃ ᐱᖓᓐᓇᖅᐸᓯᒻᒥ. ᑕᐃᒪᐃᓕᖓᑎᓪᓗᒍ ᓄᖑᑎᓇᕚᓕᐊᓂᖅᑭᑦᑕ ᐃᖅᑭᕐᕋᓂᖅᑭᑦ ᐊᑯᕐᖓᓃᑦᑐᓂᒃ 8% ᐊᒻᒪᓗ 19.3% ᑭᖑᑉᐹᓄᑦ *P. montagui,* ᐊᒻᒪᓗ 7.3% ᐊᒻᒪᓗ 19.8% ᑭᖑᑉᐹᓄᑦ *P. borealis* (ᐃᓱᐊᓃᑦᑐᖅ 3). ᑕᑯᓐᓈᖅᓯᒋᑦ ᐊᖏᓂᖅᑭᑦ ᓄᖑᑎᓇᕚᓕᐊᓂᖅᑭᑦᑕ ᒫᓐᓇᐅᑎᓪᓗᒍ, ᒥᓂᔅᑕᐅᕙᐅᔪᖅ ᐅᖃᖅᓯᒪᔪᖅ ᐋᖅᑭᑦᑕᐅᕆᐊᖃᖅᓯᒪᕆᐊᖓ ᓴᖅᑭᖅᑕᐅᓗᓂ 2019/20 ᑲᑎᑦᓯᑎᒃ ᑭᖑᑉᐸᑦᑕᐅᒍᓐᓇᖅᑐᑦ ᐃᓗᐊᓂ ᑕᐃᑲᓂᒥᐊᖅ ᓄᖑᑎᖅᐸᓪᓕᐊᓯᒪᔪᑦ. ᑲᑎᒫᑦ ᐋᖅᑭᑦᑕᖅᑭᑦ 2019/20–ᒧᑦ ᐊᒥᓲᙳᓇᐊᓇᒍᒪᑦᓯᑎᒃ ᑲᑎᑦᓯᑎᒃ ᑭᖑᑉᐸᑦᑕᐅᒍᓐᓇᖅᑐᓂᒃ ᑕᒪᒃᑮᓐᓂᒃ ᑎᑭᐅᑎᓯᒪᒋᐊᕐᓗᒍ 15% ᓄᖑᑎᓇᕚᓕᐊᓂᐅᑉ ᓱᑲᓐᓂᖓ.

ᒥᓂᔅᑕᐅᕙᐅᔪᖅ ᑐᓴᖅᑎᑦᓯᓯᒪᔪᖅ ᑐᓂᒪᓂᖅᑕᕐᓂᕐᒥᓂᒃ ᓴᖅᑮᓂᕐᒧᑦ ᐅᔾᔨᖅᑐᕐᓂᒃᑯᑦ ᐊᐅᓚᓂᕐᒥᒃ (PA) ᑕᒪᒃᑮᓐᓄᑦ ᑭᖑᑉᐹᓐᓄᑦ ᐱᖓᓐᓇᖅᐸᓯᒻᒥ. ᑐᑭᓯᓂᐊᖅᑎᐅᖃᑎᖏᑦ ᕿᒥᕐᕈᓯᒪᔪᑦ ᐊᐅᓚᓂᐅᓂᒐᔭᖅᑐᒥᒃ ᐊᑑᑎᓗᓂ ᐅᐱᕐᖔᒃᑯᑦ, 2020 ᓴᖅᑮᓗᑎᒃ ᑭᓪᓕᖅᑲᓇᐊᖅᑲᕈᑎᓂᒃ (LRP) ᐊᑐᓂᑦ ᑭᖑᑉᐹᓐᓄᑦ. ᐃᒪᕐᒥᐅᑕᓕᕆᔩᑦ ᐊᐅᓚᑦᓯᔨᖅᑭᑦ ᐱᓕᕆᖃᑎᖃᑦᑕᖅᑯᑦ ᑐᑭᓯᓂᐊᖅᑎᓂᒃ, ᑲᑎᒫᑦ ᐃᖅᑲᓇᐃᔭᖅᑎᖏᓐᓂᒃ ᐊᒻᒪᓗ ᓄᓇᕗᒻᒥ ᓄᓇᕙᒻᒥᓗ ᐃᖃᓗᓕᕆᔨᓂᒃ ᓴᖅᑮᓗᑎᒃ ᖁᕝᕙᓯᓐᓂᖅᓴᓂ ᑲᑎᒪᐅᖅᑐᓂᒃ ᑭᓪᓕᖅᑲᓇᐊᕐᕕᑦᓴᓂᒃ (USR) ᐊᒻᒪᓗ ᑭᖑᑉᐸᑦᑕᐅᒍᓐᓇᖅᑐᓄᑦ ᐋᖅᑭᑦᑕᐅᔪᓄᑦ ᒪᓕᒐᐃᑦ (HDRs) ᐊᑐᓂᑦ ᑲᑎᒪᐅᖅᑐᓄᑦ. ᐋᖅᑭᑦᑕᐅᔪᓕᒫᑦ ᐅᔾᔨᖅᑐᕐᓂᒃᑯᑦ ᐊᐅᓚᓂᕐᒧᑦ, ᐊᓯᖏᑦ ᓴᖅᑭᖅᑕᐅᔪ ᑭᓪᓕᖅᑲᓇᐊᕐᕕᐅᔪᓄᑦ ᐃᓄᑑᔾᔭᐅᑦᓯᓂ ᐋᖅᑭᑦᑕᐅᓛᖅ ᑐᑭᓯᓂᐊᖅᑎᓄᑦ, ᑲᑎᒪᔫᕐᓗᓂ ᐋᖅᑮᒍᑕᐅᓂᐊᕐᓗᓂ. ᒥᓂᔅᑕᐅᕙᐅᔪᖅ ᐱᔭᕇᓴᕋᔭᖅᑐᖅ ᐊᑕᖏᖅᑐᒥᒃ ᐅᔾᔨᖅᑐᕐᓂᒃᑯᑦ ᐊᐅᓚᓂᕐᒥᒃ ᑕᒪᒃᑮᓐᓄᑦ ᑲᑎᒪᐅᖅᑐᓄᑦ ᑐᑦᓯᕋᐅᑎᓄᑦ 2021/22 ᑲᑎᑦᓯᑎᒃ ᑭᖑᑉᐸᑦᑕᐅᒍᓐᓇᖅᑐᓂᒃ ᐋᖅᑮᓂᕐᒧᑦ ᐊᐅᓚᓂᕐᒧᑦ, ᐊᑕᐅᓯᒃᑰᖅᑲᑎᖃᖅᓯᓂ ᑭᖑᓪᓕᕐᒥ ᐊᑕᖏᖅᑐᓂᒃ ᑲᑎᒪᐅᖅᑐᓂᒃ ᖃᐅᔨᓴᕐᓂᕐᒥᒃ ᑕᒪᑦᓯᒧᖓ.

ᐱᖓᓐᓇᖅᐸᓯᒻᒥ ᖃᐅᔨᓴᕐᕕᐅᔪᖅ *P. borealis*

- 2019/20–ᒥ ᑲᑎᑦᓯᑎᒃ ᑭᖑᑉᐸᑦᑕᐅᒍᓐᓇᖅᓯᒪᔪᑦ 3,163t (15% ER), ᐊᒥᓲᙳᑉᐹᓪᓕᖅᑐᑦ 52%–ᒥᒃ 2018/19–ᒥᓂᑦ.
- 2019–ᒥ ᖃᐅᔨᓴᕐᓂᖅ ᓇᓗᓇᒋᐃᖅᓯᔪᖅ ᑭᖑᑉᐸᑦᑕᐅᒍᓐᓇᖅᑐᑦ ᑲᑎᒪᐅᖅᑐᖅ ᐊᑉᐸᐹᓪᓕᖅᓯᒪᒋᐊᖅᑭᑦ 3.4%–ᒥᒃ, ᑭᖑᕐᖓᒍᑦ ᐊᓚᒃᓚᐃᑦᑐᒻᒪᓇᒻᒥᒃ (101.1%) ᐊᒥᓲᙳᓇᐊᖅᓯᒪᓕᑎᓪᓗᒋᑦ 2018–ᒥ ᖃᐅᔨᓴᖅᑕᐅᓂᕐᒥ. ᑲᑎᒪᐅᖅᑐᑦ ᓄᖑᑉᐹᓪᓕᖅᓯᒪᔪᑦ 20% ᐊᒻᒪᓗ 54%–ᒥᒃ 2017 ᐊᒻᒪᓗ 2016 ᖃᐅᔨᓴᖅᑕᐅᓂᐅᔪᓂ, ᑕᒪᒃᑮᓐᓂ.
- ᑲᔪᓯᑎᑕᐅᑉᐸᑕ ᒫᓐᓇ ᑲᑎᑦᓯᑎᒃ ᑭᖑᑉᐸᑦᑕᐅᒍᓐᓇᖅᑐᑦ 2020/21–ᒥ ᐃᒪᐃᓕᖓᒐᔭᖅᑐᑦ ᓄᖑᑉᐸᓪᓕᐊᓂᖅᑭᑦ ᓱᑲᓐᓂᖃᖅᓯᑎᒃ 15.5%–ᒥᒃ.
- ᑲᔪᓯᑎᑕᐅᒍᓂ 15% ᓄᖑᑉᐸᓪᓕᐊᓂᖏᓐᓄᑦ ᐃᖏᕐᕋᓂᖅ 2020/21–ᒥ ᐃᒪᐃᓕᖓᒐᔭᖅᑐᖅ ᑲᑎᑦᓯᑎᒃ ᑭᖑᑉᐸᑦᑕᐅᒍᓐᓇᖅᑐᑦ 3,057t (ᐃᓄᐃᓴᓪᓕᕚᓪᓕᖅᑐᑦ 106t–ᓂᒃ (3.4%)).

ᐱᖓᓐᓇᖅᐸᓯᒻᒥ ᖃᐅᔨᓴᕐᕕᐅᔪᖅ *P. montagui*

- 2019/20–ᒥ ᑭᖑᑉᐸᑦᑕᐅᒍᓐᓇᖅᑐᑦ 11,975t–ᖑᔪᔪᑦ (15% ᓄᖑᑎᖅᐸᓪᓕᐊᓂᖅᑭᑦᑕ ᓱᑲᓐᓂᖓ), ᐊᒥᓲᙳᑉᐹᓪᓕᖅᑐᑦ 95%–ᒥᒃ 2018/19–ᒥᓂᑦ.

- 2019–ᒥ ᖃᐅᔨᓴᕐᓂᖅ ᓇᓗᓇᐃᖅᓯᔪᖅ 19.5%–ᒥᒃ ᐃᓄᐃᓴᓪᓕᕚᓪᓕᖅᑐᑦ ᑭᖑᑉᐸᐃᑦ ᑲᑎᒪᐅᖅᑐᑦ, ᑭᖑᕐᖓᒍᑦ ᐊᓚᒃᓚᐃᑦᑐᒻᒪᕆᒻᒥᒃ ᐊᒥᓱᖖᒍᐹᓪᓕᕐᓂᖃᖅᓯᓂ (77.7%) 2018–ᒥ ᖃᐅᔨᓴᕐᓂᕐᒥ.
- ᑲᔪᓯᑎᑕᐅᓂᖏᑦ ᒫᓐᓇ ᑲᑎᑦᓯᑎᒃ ᑭᖑᑉᐸᑦᑕᐅᒍᓐᓇᖅᑐᑦ ᐃᒪᐃᓕᖓᒐᔭᖅᑐᖅ ᓄᖑᑉᐸᓪᓕᐊᓂᖏᑦ ᐃᖏᕐᕋᓂᖃᕐᓗᑎᒃ 18.6%–ᒥᒃ.
- ᑲᔪᓯᑎᑕᐅᑉᐸᑕ 15% ᓄᖑᑉᐸᓪᓕᐊᓂᖏᑦᑕ ᐃᖏᕐᕋᓂᖓ ᐃᒪᐃᓕᖓᒐᔭᖅᑐᖅ ᑲᑎᑦᓯᑎᒃ ᑭᖑᑉᐸᑦᑕᐅᒍᓐᓚᓇᖅᑐᑦ 9,640t, ᐃᓄᐃᓴᓪᓕᕚᓪᓕᖅᑐᑦ 19.5%–ᒥᒃ.

ᐃᓱᒪᑦᓴᖅᓯᐅᕈᑎᓪᓗᐊᑕᐅᔪ ᑲᑎᒪᔩᑦ ᐋᖅᑭᑦᑕᖏᓐᓄᑦ 2020/21 ᐃᖃᓗᓕᕆᓂᕐᒧᑦ

- ᑐᑭᓯᓂᐊᖅᐱᑦ ᖃᐅᔨᒍᓐᓇᙱᑦᑐᑦ ᐊᐅᓚᓂᖏᓐᓂᒃ ᓇᓪᓕᖏᑦᑕ ᑲᑎᒪᐅᖅᑐᖅ ᒫᓐᓇᐅᑎᓪᓗᒍ. ᐅᔾᔨᖅᑐᕐᓂᒃᑯᓪᓗ ᐊᐅᓚᓂᖅᑕᖃᖅᑲᓂ ᓇᓪᓕᑐᐃᓐᓇᖏᓐᓄᑦ ᑭᖑᑉᐸᐃᑦ ᐱᖓᓐᓇᖅᐸᓯᒻᒥ ᖃᐅᔨᓴᖅᑕᐅᔪᒥ, ᓲᕐᓗ ᑲᑎᒪᐅᖅᑐᑦ ᖃᓄᐃᓕᖓᓪᒪᖔᑕ ᖃᐅᔨᒪᔭᐅᙱᑦᑐᑦ.
- ᐱᕙᓪᓕᐊᑎᑕᐅᓂᖏᑦ ᐱᒋᐊᕐᕕᐅᔪᑦ, ᐊᑕᐅᓯᒃᑰᖃᑎᖃᕐᓗᑎᒃ ᕿᒥᕐᕈᔭᐅᓯᒪᔪᓂᒃ ᐊᓚᒃᓚᐃᑦᑐᓂᒃ ᐊᐅᓚᓂᖏᓐᓂᒃ ᑲᑎᒪᐅᖅᑐᓂᒃ ᓇᓗᓇᐃᔭᐃᒍᑏᑦ ᑲᑎᑦᓯᑎᒃ ᑭᖑᑉᐸᑦᑕᐅᒍᓐᓇᖅᑐᓄᑦ ᐃᓄᐃᓴᓪᓕᒋᐊᓇᐊᖅᑲᑐᐃᓐᓇᓇᐊᓕᑦ ᓯᕗᓂᕐᒥ.
- ᑲᔪᓯᑎᑕᐅᑉᐸᑕ ᒫᓐᓇ ᑲᑎᑦᓯᑎᒃ ᑭᖑᑉᐸᑦᑕᐅᒍᓐᓇᖅᑐᑦ ᐃᒪᐃᓕᖓᒍᑕᐅᒐᔭᖅᑐᑦ ᓄᖑᑉᐸᓪᓕᐊᓂᖏᑦᑕ ᐃᖏᕐᕋᓂᖏᓐᓄᑦ ᐃᓗᐊᓂ ᐃᓂᐅᓯᒪᔪᑦ 2013–ᒥᓂᑦ ᑕᒪᒃᑮᓐᓄᑦ ᑭᖑᑉᐹᓐᓄᑦ.
- ᐱᖓᓐᓇᖅᐸᓯᒻᒥ ᖃᐅᔨᓴᕐᓂᐅᔪᖅ ᐊᐅᓚᑕᐅᖃᑦᑕᖅᓯᒪᔪᖅ ᑕᒫᓂ 10%–ᒥᒃ ᓄᖑᑎᖅᐸᓪᓕᐊᔪᑦ ᐃᖏᕐᕋᓂᖃᖅᓯᑎᒃ, ᑭᓯᐊᓂᓕ ᓄᖑᑎᖅᐸᓪᓕᓂᖏᑦᑕ ᐃᖏᕐᕋᓂᖏᑦ ᑕᒪᒃᑮᒃ ᖁᓛᓃᑦᓯᒪᔪᑦ ᑖᑦᓱᒪ 2017/`18–ᒥ ᐃᖃᓗᓕᕆᓐᓇᐅᔪᓪᒪᓂᑦ.
- 20% ᓄᖑᑎᖅᐸᓪᓕᐊᓂᖏᓐᓄᑦ ᐃᖏᕐᕋᓂᖅ ᑲᑎᒪᐅᖅᑐᓄᑦ ᐊᒥᒐᖅᓯᙱᑦᑐᓂᒃ ᓈᒻᒪᒋᔭᐅᔪᖅ ᐅᖓᑖᓅᑦᑕᐃᓕᓗᓂ ᐃᖏᕐᕋᓂᖓ ᑲᔪᓯᒍᓐᓇᖁᓪᓗᒍ ᑕᓇᐅᕐᒥ ᑐᑭᒧᐊᑦᑎᑦᓯᔩᑦ ᑲᑎᒪᔨᖏᓐᓂᒃ ᓇᓗᓇᐃᖅᓯᔾᔪᑏᑦ.

ᐃᓱᒪᓕᐅᕈᑕᐅᔪᑦ ᐱᖓᓐᓇᖅᐸᓯᒻᒥ ᖃᐅᔨᓴᖅᑕᐅᓂᕐᒧᑦ:

ᒥᓂᔅᑕᐅᕕᐅᔪᖅ ᑐᑦᓯᕋᖅᑐᖅ ᑲᑎᒪᔨᓂᒃ ᐃᓱᒪᑦᓴᖅᓯᐅᕈᑕᐅᖁᔨᓪᓗᓂ ᑲᑎᒪᔨᓄᑦ ᐃᓱᒪᑦᓴᖅᓯᐅᕈᑎᓪᓗᐊᑕᐅᒥᐊᓕᓐᓂᒃ ᑕᐃᒫᒃ ᐅᖃᐅᓯᐅᓪᒪᑕ ᑕᑉᐱᒃᑯᓇᓂ ᐋᖅᑭᑦᑕᐅᔪᓂ TAC–ᒧᑦ, ᑲᑎᑦᓯᑎᒃ ᑎᒍᔭᐅᔪᑦ (TAT) ᐊᒻᒪᓗ ᑲᑎᑦᓯᑎᒃ ᑭᖑᑉᐸᑦᑕᐅᔪᑦ ᐱᖓᓐᓇᖅᐸᓯᒻᒥ. ᒥᓂᔅᑕᐅᕕᐅᔪᖅ ᑲᔪᓯᑎᑦᓯᔪᖅ ᐃᓱᒪᒋᔨᒥᓐᓂᒃ 2019/20–ᓂᑕᕐᓂᒃ ᑲᑎᒪᔩᑦ ᑲᔪᓯᖁᓪᓗᒋᑦ ᓴᖅᑮᓗᑎᒃ ᑲᑎᓯᒪᔪᓂᒃ TAT ᐊᒻᒪᓗ TAH ᖁᑦᓯᓐᓂᖏᓐᓂᒃ ᓄᖑᑉᐸᓪᓕᓂᖏᑦ ᐃᖏᕐᕋᓂᖃᕐᓗᑎᒃ ᐃᓗᐊᓂ ᐃᓗᓕᖏᑦᑕ 2015/16–ᒥᓂᑦ (7.3% - 19.8% *P. borealis*–ᒧᑦ, 8% - 19.3% *P. montagui*–ᒧᑦ) ᐊᑦᑐᐃᑐᓂᖃᙱᓪᓗᑎᒃ ᑲᑎᒪᐅᖅᑐᓂᒃ. ᑎᑎᖅᑑᔭᖅᓯᒪᔪᖅ ᐃᓯᐊᓃᑦᑐᒥ 3–ᒥ ᑕᑯᑦᓴᐅᑎᑦᓯᒍᑕᐅᑦᓯᑎᒃ ᐋᑐᑎᑐᐃᓐᓇᓇᐊᓕᓐᓂᒃ ᐊᑐᓂᑦ ᑭᖑᑉᐸᓐᓄᑦ.

ᑲᓐᓇᖅᐸᓯᒻᒥ ᖃᐅᔨᓴᕐᕕᒃ – ᐋᖅᑭᑦᑕᐅᔪᓄᑦ ᐃᓱᒪᓕᐅᕈᑕᐅᔪᓄᓪᓗ

ᐃᓗᓕᖏᑦ ᑐᓴᕋᑦᓴᐃᑦ

ᑲᓐᓇᖅᐸᓯᒻᒥ ᖃᐅᔨᓴᖅᑕᐅᕕᒃ EAZ ᐋᑐᑎᕗᖅ ᐃᓚᖓᓂ ᓄᓇᕗᒻᒥ ᓄᓇᑖᖑᓯᒪᔪᒥ ᐊᒻᒪᓗ ᐃᓚᖓ ᓄᓇᕕᒻᒥ ᐃᒪᖓᓃᑦᓯᓂ ᓯᓚᑖᓃᒐᓛᑦᓯᓂᓗ ᑕᒪᒃᑮᒃ. ᑖᒃᑯᐊ *P. Borealis* ᑲᑎᒪᐅᖅᑐᑦ ᐊᒥᒐᖅᓯᙱᑦᓯᐊᖅᑐᒦᑦᑐᑦ ᒥᓂᔅᑕᐅᕖᑉ ᐅᔾᔨᖅᑐᕐᓂᒃᑯᑦ ᐊᐅᓚᓂᐅᑉ ᑐᙵᕕᖓᓂ, ᑲᔪᓯᔪᖅ ᓇᓗᓇᕐᓂᐅᔪᑦ ᐊᑦᑐᐊᔪᑦ *P. Montagui ᑭᖑᑉᐸᓐᓄᑦ* ᑲᑎᒪᐅᖅᑐᓄᑦ, ᐃᓂᖃᖅᓯᑎᒃ ᐅᔾᔨᖅᑐᖅᑕᐅᒥᐊᓕᓪᒥ.

2019-ᒥ ᑐᑭᓯᓂᐊᕐᓂᕐᒧᑦ ᐊᐅᓚᓂᖅ ᑕᑯᑦᓴᐅᑎᑦᓯᔪᖅ ᓱᑲᑦᑐᒥᒃ ᐊᓯᔾᔨᕐᓂᐅᔪᓂᒃ ᑭᖑᑉᐸᓐᓂᐊᖅᑕᐅᒍᓇᑐᒥᒃ ᑕᒪᒃᑮᓐᓄᑦ ᑲᓐᓇᖅᐸᓯᒻᒥ ᖃᐅᔨᖅᓴᑕᐅᔪᒥ. ᑲᓐᓇᖅᐸᓯᒻᒥ ᖃᐅᔨᓴᖅᑕᐅᔪᒥ, *P. Montagui ᑭᖑᑉᐸᐃᑦ* ᐱᔭᐅᒐᓱᐊᖅᑯᔭᐅᔪᑦ ᐊᒻᒪᓗ *P. Borealis* ᐱᔭᐅᓗᑎᒃ ᓴᓂᒌᓂ ᓄᓇᕗᑦ/ᓄᓇᕕᒃ ᑲᓐᓇᕐᒥ ᐊᐅᓚᑦᓯᔪᓄᑦ, ᐃᓪᓗᐊᓄᖒᖅᑎᓪᓗᒍ ᐃᑭᖓᓂ ᑕᓯᐅᔭᖅᔪᐊᑉ. ᐃᒥᒃᑯᖓᔪᖅ ᐋᖅᑭᑦᑕᐅᔪᒨᖓᔪᖅ ᒫᓐᓇ ᑲᑎᒪᔨᓃᑦᑐᖅ ᓇᓗᓇᐃᔭᖅᑕᐅᖁᓪᓗᒍ *P. Borealis ᑭᖑᑉᐸᐃᑦ* ᐱᔭᐅᓂᖅᓴᐅᖁᔭᐅᓂᖏᑦ ᐃᓗᐊᓂ ᓄᓇᕗᑦ/ᓄᓇᕕᒃ ᑲᓐᓇᕐᒥ ᐊᐅᓚᑦᓯᖃᑎᒌᑦᑐᑦ.

ᑲᓐᓇᖅᐸᓯᒻᒥ ᖃᐅᔨᓴᖅᑕᐅᕕᐅᔪᖅ ᑭᖑᑉᐸᓐᓄᑦ *P. montagui*

2012–ᒥᓂᑦ, ᑭᖑᑉᐸᐃᑦ *P. montagui* ᖁᕝᕙᐸᖅᓯᒪᔪᑦ ᐊᑉᐸᑕᖅᐸᑦᓯᑎᓪᓗ ᐊᒥᒐᙱᑦᑐᓂᒃ ᐅᔾᔨᖅᑐᕆᐊᓐᓂᓗ ᐅᔾᔨᖅᑐᕆᐊᓐᓂᒃ ᐊᐅᓚᓂᒃᑯᑦ ᑐᙵᕕᐅᔪᒥᒃ, ᑭᖑᑉᐸᑦᑕᐅᒍᓐᓇᖅᑐᑦ ᑲᑎᒪᐅᖅᑐᑦ ᓱᑲᑦᑐᐹᓗᒻᒥᒃ ᐊᓯᔾᔨᖅᓯᒪᓪᓚᓚᑦᑎᓪᓗᒋᑦ (ᖁᕝᕙᐸᑦᑐᑦ ᐊᑉᐸᐸᑦᑐᑦ) ᐊᕐᕌᒍᑕᒫᑦ 2012–ᒥᓂᑦ. ᖃᓄᐃᓕᖓᓂᖏᑦ ᑭᖑᑉᐸᐃᑦ ᐃᓗᐊᓂ ᐅᔾᔨᖅᑐᕆᐊᓐᓄᑦ ᐊᐅᓚᓃᑦ ᑐᙵᕕᑦᑕ ᓇᓗᓇᖏᓐᓇᖅᑐᖅ.

ᑲᑎᑦᓯᑎᒃ ᑭᖑᑉᐸᑦᑕᐅᒍᓐᓇᖅᑐᑦ ᑲᑎᒪᐅᖅᑐᓂᒃ 840t 2014–ᒥᓂᑦ, ᑭᖑᑉᐸᒐᓱᐊᕋᑦᓴᐃᑦ ᑲᑎᒪᐅᖅᑐᑦ ᐊᑯᕐᖓᓃᑦᓯᑎᒃ 3,534t ᐊᒻᒪᓗ 24,957t. ᒫᓐᓇ ᑭᖑᑉᐸᑦᑕᐅᒐᓱᐊᕈᓐᓇᖅᑐᑦ ᑲᑎᒪᐅᖅᑐᑦ 8,503t.

- 2019/20–ᒥ ᑲᑎᑦᓯᑎᒃ ᑭᖑᑉᐸᑦᑕᐅᒍᓐᓇᖅᑐᑦ 840t ᓄᖑᑉᐸᓪᓕᐊᓕᓂᖏᑦᑕᓗ ᓱᑲᓐᓂᖓ 4%.
- ᑭᖑᑉᐸᑦᑕᐅᒍᓐᓇᖅᑐᑦ ᑲᑎᒪᐅᖅᑐᓂᒃ ᐊᑉᐸᐹᓪᓕᔪᔪᑦ 59.3% 2019–ᒥ ᖃᐅᔨᓴᖅᑕᐅᓂᕐᒥ.
- ᑲᔪᓯᑎᑦᓯᓂᖅ ᒫᓐᓇ ᑭᖑᑉᐸᑦᑕᐅᒍᓐᓇᖅᑐᓂᒃ (840t) ᐃᒪᐃᓕᖓᒐᔭᖅᑐᖅ ᓄᖑᑉᐸᓪᓕᐊᓂᖏᑦᑕ ᐃᖏᕐᕋᓂᖓ 9.9%.
- ᐋᑐᑎᓂᖅ 15%–ᒥᒃ ᐊᖏᓪᓕᒋᐊᓇᓂᕐᒥᒃ ᐊᔾᔨᒋᔭᖅᑕᖓ ᑲᑎᑦᓯᑎᒃ ᑭᖑᑉᐸᑦᑕᐅᒍᓐᓇᖅᑐᑦ 966t, ᐃᒪᐃᓕᖓᓕᕐᓗᓂ ᓄᖑᑉᐸᓪᓕᐊᓂᖏᑦᑕ ᐃᖏᕐᕋᓂᖓ 11.4%.

- ᑲᑎᒪᔨᑦ ᓄᓇᕗᒥ ᓄᓇᕕᒃᒥᓗ ᐊᒻᒪᓗ ᐃᑭᕐᒥ ᐅᒥᐊᕐᔪᐊᑦ ᐃᓱᒪᓕᐅᕆᓯᒪᔪᑦ ᑲᔪᓯᑯᔨᓪᓗᑎᒃ ᑲᑎᑦᓯᑎᒃ ᑭᖑᐸᑦᑕᐅᒍᓐᓇᖅᑐᓂᒃ 840t 2014–ᒥᓂᑦ.

2020/21 ᑲᑎᑦᓯᑎᒃ ᑭᖑᐸᑦᑕᐅᒍᓐᓇᖅᑐᓄᑦ ᓇᓕᒌᑦᓯᐃᑦ ᑲᓇᓐᓇᖅᐸᓯᒻᒥ ᑭᖑᐸᓐᓄᑦ P. montagui:

ᓇᓕᒌᑦᓯᖅ 1: ᑲᑎᒪᔩᑦ ᐃᓱᒪᓯᖅᓯᐅᕈᑎᕙᕐᓗᑎᒃ ᐃᓱᒪᓕᐅᕈᑎᕙᕐᓂᕐᒥᒃ 15% ᐊᒥᓲᒍᕆᐊᕆᓂᕐᒥᒃ *ᑭᖑᐸᓐᓂᒃ P. montagui* ᑲᑎᑦᓯᑎᒃ, ᐃᒪᐃᓕᖓᓕᕐᓗᑎᒃ ᑲᑎᑦᑐᑦ 966t ᓄᖑᐸᓪᓕᐊᓂᖏᑦ 11.4%

ᓇᓕᒌᑦᓯᖅ 2 (ᐃᓱᒪᓕᐅᕆᑕᐅᔪᖅ): ᑲᔪᓯᑎᑕᐅᓗᑎᒃ ᑲᑎᑦᓯᑎᒃ ᑭᖑᐸᑦᑕᐅᒍᓐᓇᖅᑐᑦ 840t (9.9% ER)

ᒥᓂᔅᑕᐅᕙᒃ ᑐᑦᓯᕋᖅᑐᖅ ᐋᖅᑭᑦᑕᐅᔪᓂᒃ ᑲᑎᒪᔨᓄᑦ ᐊᖑᔭᐅᒍᓐᓇᖅᑐᓄᑦ ᓄᓇᕗᒻᒥ ᓄᓇᕕᒃᒥᓪᓗ.

ᑲᓇᓐᓇᖅᐸᓯᒻᒥ ᖃᐅᔾᔭᕐᕕᐅᔪᒥ – *ᑭᖑᐸᐃᑦ P. borealis*

ᑐᑭᓯᓂᐊᖅᑎᓂᒃ ᑐᓴᕋᑦᓴᐃᑦ ᓇᓗᓇᐃᖅᓯᔪᑦ ᐊᓚᒃᑲᐃᑦᑐᒻᒪᕆᒻᒥᒃ ᐊᖏᓕᕆᐊᖅᑐᓂᒃ (102.8%) ᑭᖑᐸᖃᓱᐊᕋᑦᓴᓂ ᑲᑎᒪᐅᖅᑐᓂ 95,238t–ᓄᑦ, ᑭᖑᕐᖓᒍᑦ 19.6%-ᒥᒃ ᐊᖏᓕᕆᐊᓚᐅᖅᑎᓗᕆᑦ ᑭᖑᐸᑦᑕᐅᒍᓐᓇᖅᑐᑦ ᑲᑎᒪᐅᖅᑐᑦ ᐊᕐᕌᓂ. ᑲᑎᒪᐅᖅᑐᑦ ᐊᒥᒐᕐᕆᑦᓯᐊᖅᑐᑦ ᐅᔾᔨᖅᑐᕆᐊᓕᓐᓄᑦ ᑐᙵᕕᒻᒥ. ᑲᑎᒪᐅᖅᑐᑦ ᓇᓗᓇᐃᖅᑕᐅᓯᒪᔪᑦ ᑲᔪᓯᒍᓐᓇᕆᐊᖏᑦ ᐃᒪᕕᓕᕆᓂᕐᒧᑦ ᑲᑎᒪᔨᓄᑦ (MSC).

  - 2019/20 ᑭᖑᐸᑦᑕᐅᒍᓐᓇᖅᑐᑦ 8,610t ᓄᖑᐸᓪᓕᐊᓂᖏᓪᓗ 18.4%, ᐊᒥᓲᒍᐹᓪᓕᖅᑐᑦ 7,840t (20% ᓄᖑᐸᓪᓕᐊᓂᖏᑦ) 2018/19–ᒥ.
  - ᑲᔪᓯᑎᑦᓯᓂᖅ ᒫᓐᓇ ᑭᖑᐸᑦᑕᐅᒍᓐᓇᖅᑐᓂᒃ ᐃᒪᐃᓕᖓᖓᔭᖅᑐᑦ ᓄᖑᐸᓪᓕᐊᓂᖏᑦ 9.1%.
  - 15%–ᒥᒃ ᐊᖏᓪᓕᒋᐊᕆᓂᖅ ᐃᒪᐃᓕᖓᖓᔭᖅᑐᖅ 9,901t (+1,292t) 10.4% ᓄᖑᐸᓪᓕᐊᓂᖏᑦ.
  - 20%–ᒥᒃ ᐊᖏᓪᓕᒋᐊᕆᓂᖅ (+1,722t) ᐃᒪᐃᓕᖓᖓᔭᖅᑐᑦ ᑭᖑᐸᑦᑕᐃᑦ 10,332t (10.9% ᓄᖑᐸᓪᓕᐊᔪᑦ).
  - 25%–ᒥᒃ ᐊᖏᓪᓕᒋᐊᕆᓂᖅ (2,153t) ᐃᒪᓕᐃᖓᖓᔭᖅᑐᑦ ᑭᖑᐸᑦᑕᐃᑦ 10,763t (11.3% ᓄᖑᐸᓪᓕᐊᔪᑦ).
  - 15%–ᒥᒃ ᓄᖑᐸᓪᓕᐊᔪᑦ ᑭᖑᐸᑦᑕᐅᔪᑦ 14,271t, 65.7%–ᒥᒃ ᐊᖏᓪᓕᒋᐊᖅᑐᑦ.

2020/21 ᑲᑎᑦᓯᑎᒃ ᑭᖑᐸᑦᑕᐅᒍᓐᓇᖅᑐᓄᑦ ᓇᓕᒌᑦᓯᐃᑦ ᑲᓇᓐᓇᖅᐸᓯᒻᒥ ᑭᖑᐸᓐᓄᑦ P. borealis

ᓇᓕᒌᑦᓯᖅ 1: ᐊᖏᓪᓕᒋᐊᕐᓗᒋᑦ ᑭᖑᐸᑦᑕᐅᒍᓐᓇᖅᑐᑦ ᑲᑎᑦᓯᑎᒃ 15% (+1,292t) to 9,901t (10.4% ᓄᖑᐸᓪᓕᐊᓂᖏᑦ). ᓇᓕᒌᑦᓯᖅ 2: ᐊᖏᓪᓕᒋᐊᕐᓗᒋᑦ ᑭᖑᐸᑦᑕᐅᒍᓐᓇᖅᑐᑦ ᑲᑎᑦᓯᑎᒃ 20% ᐅᕗᖓ 10,332t (10.9% ᓄᖑᑎᖅᐸᓪᓕᐊᔪᑦ), ᑕᒃᓈᖅᓯᒋᑦ ᐊᓚᒃᑲᐃᑦᑐᒻᒪᕆᒻᒥᒃ ᐊᒥᓲᒍᕐᓂᖏᑦ ᑭᖑᐸᑦᑕᐅᒍᓐᓇᖅᑐᑦ ᑲᑎᒪᐅᖅᑐᑦ ᐊᒻᒪᓗ ᐊᐸᓯᑦᑐᒥᒃ ᓄᖑᐸᓪᓕᐊᔪᑦ.

ᒥᓂᔅᑕᐅᕙᒃ ᑐᑦᓯᕋᖅᑐᖅ ᐋᖅᑭᑦᑕᐅᔪᓂᒃ ᑲᑎᒪᔨᓄᑦ ᐊᖑᔭᐅᒍᓐᓇᖅᑐᓄᑦ ᓄᓇᕗᒻᒥ ᓄᓇᕕᒃᒥᓪᓗ.

ᐅᑭᐅᖅᑕᖅᑐᒥ ᑭᖑᓕᕆᓂᕐᒧᑦ ᑲᑎᒪᔨᕋᓛᑦ

ᐅᑭᐅᖅᑕᖅᑐᒥ ᑭᖑᓕᕆᓂᕐᒧᑦ ᑲᑎᒪᔨᕋᓛᑦ ᑲᑎᓛᖅᑐᑦ ᒫᑦᓯ 5, 2020. ᑕᐃᑲᓂ ᑲᑎᒪᓂᕐᒥ, ᒥᓂᔅᑕᕚᐅᔪᑦ ᑐᑭᓯᓂᐊᕐᓂᖃᓛᖅᑐᑦ ᐃᑭᕐᒥ ᑭᖑᓂᐊᖅᑎᓂᒃ ᐊᒻᒪᓗ ᓄᓇᕗᒻᒥ ᓄᓇᕕᒃᒥᓗ ᐃᖃᓗᓐᓂᐊᖅᑎᓂᒃ ᑲᑎᑦᓯᑎᒃ ᑭᖑᐸᑦᑕᐅᒍᓐᓇᖅᑐᓂᒃ ᑲᓇᓐᓇᖅᐸᓯᒻᒥ. ᑲᑎᑦᓯᑎᒃ ᑭᖑᐸᑦᑕᐅᒍᓐᓇᖅᑐᑦ ᑲᓇᓐᓇᖅᐸᓯᒻᒥ ᐱᖓᓐᓇᖅᐸᓯᒻᒥᓗ ᐅᖃᖅᑲᑎᒌᒍᑕᐅᓛᖅᑐᑦ ᓄᓇᕗᒻᒥ ᓄᓇᕕᒃᒥᓗ ᐅᖃᓗᓕᕆᔨᓄᑦ ᓄᓇᖃᖅᑳᖅᓯᒪᔪᑦ ᓯᕗᕐᖓᓂ ᑲᑎᒪᓂᖓᑦᑕ ᑲᑎᒪᔨᕋᓛᑦ ᒫᑦᓯ 4-ᒥ. ᓇᓕᒌᑦᓯᐃᑦ ᐃᓱᒪᓕᐅᕆᑕᐅᔪᓪᓗ ᑲᑎᒪᔩᑦ ᓵᖓᓈᖅᑕᐅᔪᑦ ᑕᑯᓂ ᑐᓴᕋᑦᓴᓂ ᑐᓴᖅᑕᐅᓛᖅᑐᑦ ᑲᑎᒪᓂᕐᒥ ᑕᒪᒃᑮᓂᓘᓃᑦ.

ᓇᐃᓪᓕᑎᖅᓯᒪᔪᑦ ᑐᑦᓯᕌᑦ

ᒥᓂᔅᑕᐅᕙᒃ ᕿᓂᖅᑐᑦ ᐅᑯᓇᙳᑦ ᖃᓄᖅᑑᕈᑕᐅᕐᑯᔨᑦᓯᓂ ᐃᓱᒪᓕᐅᕈᑕᐅᔪᓗᑎᓪᓗ ᑲᑎᒪᔨᓄᑦ 2020/21 ᐃᖃᓗᓕᕆᓂᕐᒧᑦ:

1) ᐋᖅᕿᒍᑕᐅᓗᓂ ᑲᑎᑦᑐᑦ ᐱᔭᐅᔪᑦ, ᑲᑎᑦᑐᑦ ᐱᔭᐅᒍᓐᓇᖅᑐᑦ (ᓄᓇᕗᒥ) ᐊᒻᒪᓗ TAT (ᓄᓇᕕᒃᒥ) ᖁᑦᓯᓐᓂᖏᑦ ᑕᒪᒃᑮᓐᓄᑦ ᑭᖑᐹᓐᓄᑦ ᐱᖓᓐᓇᖅᐸᓯᒻᒥ, ᐊᑐᖅᑎᕆᓐᓂᕐᒧᑦ ᐋᖅᑭᓯᒪᔪᖅ ᐊᑯᕐᖓᓐᓂ ᓄᓇᕗ ᐊᒻᒪᓗ ᓄᓇᕕᒃ.
2) ᒥᓂᔅᑕᕚᐅᔪᖅ ᑐᑦᓯᕋᖅᑐᖅ ᑲᓇᓐᓇᖅᐸᓯᒻᒥ ᖃᐅᔾᔭᖅᑕᐅᔪᒧᑦ:
a) ᐃᓱᒪᓕᐅᕆᑏᑦ ᑲᑎᑦᓯᑎᒃ ᐱᔭᐅᓂᖏᓐᓄᑦ ᑕᒪᒃᑮᓐᓂᒃ ᑭᖑᐸᓐᓃᙶᖅᑐᑦ
b) ᐋᖅᑭᑦᑕᐅᓗᑎᒃ ᑲᑎᑦᓯᑎᒃ ᐊᖑᔭᐅᒍᓐᓇᖅᑐᑦ ᐊᒻᒪᓗ TAT ᖁᑦᓯᓂᖏᑦ ᐅᑯᓄᖓ, ᐊᑐᖅᑎᕆᓐᓂᕐᒧᓪᓗ ᐋᖅᑭᓯᒪᓂᖏᓐᓂᒃ ᐊᑯᒃᖓᓐᓂ, ᓄᓇᕗᑦ/ᓄᓇᕗᕕᒃ ᑲᓇᓐᓇᕐᒥ ᐊᐅᓚᑦᓯᖅᑎᕆᑦᑐᓂᒃ ᑕᒪᒃᑮᓐᓄᑦ ᑭᖑᐹᓐᓄᑦ
c) ᐃᓱᒪᓕᐅᕆᑕᐅᔪᖅ ᑐᓂᐅᖅᑲᖅᑕᐅᓂᖏᓐᓄᑦ ᑲᑎᑦᓯᑎᒃ ᐱᔭᐅᔪᑦ ᐊᑯᕐᖓᓐᓂ ᓄᓇᕗᑦ/ᓄᓇᕕᒃ ᑲᓐᓇᕐᒧᑦ ᐃᑭᕐᖓᓄᑦ ᑕᓯᐅᔭᕐᔪᐊᐸ ᐃᑭᑫᓴᖓᓂᒃ ᐊᐅᓚᑦᓯᔩᑦ.

ᐸᕐᓇᐃᔭᐃᔪᑦ: ᐊᕙᑎᒥᒃ **ᐃᖃᓗᓕᕆᓂᕐᒥᓪᓗ ᐊᐅᓚᑦᓯᔩᑦ**, ᐃᖃᓗᓕᕆᔩᒃᑯᑦ ᐃᒪᕐᒥᐅᑕᓕᕆᔩᓪᓗ ᑲᓇᑕᒥ

ᐅᓪᓗᖅ: ᕕᕗᐊᕆ 27, 2020

ᐃᓱᐊᓃᑦᑐᖅ 1

[ᑐᑭᓯᓂᐊᖅᑎᓂᒃ ᑭᐅᔾᔪᑎ 2020/014: ᑐᓴᕋᑦᓴᖅ ᑲᑎᒪᐅᖅᑐᑦ ᒥᑦᓵᓄᑦ ᓇᓄᓇᐃᖅᓯᔪᑦ ᐅᑭᐅᖅᑕᖅᑐᒥ ᑭᖑᑉᐸᐃᕐ, ᑕᐃᔭᐅᔪᑦ Pandalus Borealis, ᐊᒻᒪᓗ, Pandalus montagui, ᐱᖓᓐᓇᖏ ᑲᓇᓐᓇᖏᓗ ᖃᐅᔨᓴᕐᕕᐅᔪᓂ, ᔮᓐᓄᐊᕆ 2020]

ᖃᐅᔨᓴᖅᑎᓄᑦ ᑭᐅᔾᔪᑕᐅᔪᖅ 2020/014

ᓇᐃᑦᑑᓕᕈᑖ: ᓄᑖᕈᑎᐊᖅᑕᐅᔾᔪᑎᑦ ᐆᒪᔪᖕᒋᑕ ᖃᓄᐃᓕᖓᓂᐊᑕ ᓇᓗᓇᐃᒃᑯᑕᖕᒋᓐᓄᑦ ᐅᑭᐅᖅᑕᖅᑑᑉ ᑭᖑᒃᐸᖕᒋᓄᑦ *ᐸᓐᑖᓚᕐ ᐳᐊᓇᔮᓚᕐ*, ᐊᒻᒪᓗ ᑕᖅᓴᓖᑦ ᑭᖑᒃᐸᑦ, *ᐸᓐᑖᓚᕐ ᒫᑕᒍᐃ*, ᐃᓗᐊᓂ ᐱᖓᓐᓈᑕ ᐊᒻᒪᓗ ᑲᓇᖕᓈᑕ ᕿᒥᕐᕈᕚᖕᒋᑕ ᐃᓂᖕᒋᓄᑦ, ᔮᓐᓄᐊᕆ 2020

ᓄᑖᕈᑎᐊᖅᑐᑦ ᓇᓗᓇᐃᒃᑯᑕᖕᒋᓂᒃ

ᑲᓇᖕᓈᑕ ᕿᒥᕐᕈᕚᖕᒋᑕ ᐃᓂᖓ – *ᐸᓐᑖᓚᕐ ᐳᐊᓇᔮᓚᕐ*

ᐃᖃᓗᒐᓱᑖ

ᑲᑎᓕᒫᖅᒍ ᐃᖃᓗᒃᑕᐅᔪᑦ ᑭᖑᒃᐸᓂᒃ *ᐸᓐᑖᓚᕐ ᐳᐊᓇᔮᓚᕐ* ᐃᓗᐊᓂ EAZ ᐅᓂᒃᑳᓴᐅᓯᒪᕗᖅ ᑲᓇᑕᐅᑉ ᐊᑦᓛᓐᑎᒃᒥ ᑰᑕᖓᑕ ᐅᓂᒃᑳᖕᒋᑦ (CAQR), ᐅᓪᓗᐊᑕ 7 ᔮᓐᓄᐊᕆ 2020, ᑎᑭᐅᒪᓪᓗᓂ 4,687 ᑕᓐᓯᓄᑦ, ᑖᓐᓇ 56% ᐱᔭᒃᓴᑕ ᑮᓪᓕᓕᐊᖑᓯᒪᔩᑉ TAC (ᕿᒥᕐᕈᔭᒃᓴᖅ 1, ᑕᑯᔭᒃᓴᖅ 2). ᐊᕐᕌᒍᖓᓄᑦ 2019/20 ᐃᖃᓗᒐᓱᑖ ᐊᐅᓚᓲᖅ ᑎᑭᓐᓇᓱᒃᒍ 31 ᒫᔾᔨ 2020, ᑕᒪᐃᒻᒪᑦ ᑖᒃᑯᐊ ᐱᓇᔪᒃᑕᓄᑦ ᐅᓂᒃᑳᓴᑦ ᐱᒋᐊᕈᑎᑐᐃᓐᓇᑦ ᐊᕐᕌᒍᖓᓄᑦ 2019/20.

ᐆᒪᔪᖕᒋᑕ ᐊᒃᑎᒋᓂᔮ

ᐃᖃᓗᒐᓱᒃᑕᐅᔪᓐᓇᖅᑐᖅ ᐆᒪᔪᖕᒋᑕ ᐊᒃᑎᒋᓂᔮᑕ ᓇᐃᓴᐅᑖ ᐊᖕᒋᓕᒋᐊᓚᐅᖅᑐᖅ 102.8% ᐱᒋᐊᖅᒍ 2018 ᐊᕐᕌᒍᖓᓄᑦ 2019 ᒫᓐᓇᓗ ᖁᑦᑎᓛᖕᒍᓪᓚᓇᒃᑐᒦᓕᖅᑐᖅ (95,138 ᑕᓐᓂᑦ) ᑕᐃᑲᙵᓂᑦ ᐅᓪᓗᖃᖅᑎᑦ ᐃᖃᓗᒐᓱᒃᑕᑦ ᐱᒋᐊᖅᑎᑕᐅᖓᑕ (ᕿᒥᕐᕈᔭᒃᓴᖅ 2, ᑕᑯᔭᒃᓴᖅ 3a). ᐊᕐᓇᓪᓗᓄᑦ SSB ᓇᐃᓴᐅᑖ ᑕᑯᒃᓴᕈᐃᓪᓗᑎᒃ ᐊᖕᒋᓕᒋᐊᓇᓂᖕᒋᓐᓂᒃ 74.0% ᐅᓪᓗᒥᐅᔪᖅ ᖁᑦᑎᖕᓂᖅᐹᑦ ᑐᓪᓕᓇᓕᖅᑕᖓ (57,143 ᑕᓐᓂᑦ) (ᕿᒥᕐᕈᔭᒃᓴᖅ 2, ᑕᑯᔭᒃᓴᖅ 3b).

ᐱᔭᕆᔭᐅᑦᑕᕐᓂᖓ

ᐅᓂᒃᑳᓴᐅᓯᒪᔪᑦ ᐱᔭᕆᔭᐅᑦᑕᕐᓂᖓᑕ ᓇᐃᓴᐅᑕ (ER) ᓇᓗᓇᐃᕈᑎᖕᒋᑦ ᐊᕐᕌᒍᒧᑦ 2019/20, ᐅᓪᓗᐊᒍᑦ 7 ᔮᓐᓄᐊᕆ 2020, ᑎᑭᐅᒪᓪᓗᓂ 4.9% (ᑕᑯᔭᒃᓴᖅ 4a). ᑕᐃᒃᑲᙵᑦ ᑖᓐᓇ ᐃᖃᓗᒐᓱᑖ ᒪᑐᐃᖓᓚᐅᓐᓂᖓᓄᑦ ᑲᑎᒪᑎᓪᓗᒋᑦ, ᐅᓂᒃᑳᓴᐅᓯᒪᔪᖅ ᐱᔭᕆᔭᐅᓂᖓᑕ ER ᖁᑦᑎᖕᓂᖅᓴᐅᑐᐃᓐᓇᓇᐊᓕᒃ ᐃᓯᓕᒃᑯᓂ ᐃᖃᓗᒐᓱᖕᓂᖓ. ᑕᐃᒪᓕ ᐃᓗᐃᑦᑑᔪᖅ ᑮᓪᓕᓕᐊᖑᔪᖅ TAC ᐱᔭᕆᔭᐅᑐᐃᓐᓇᓇᐊᖅᑲᕐᒪᒃ ᐃᖃᓗᒐᓱᒐᓐᓇᐅᑉ ᑕᖅᑭᖑᒍᑦ, ᓴᖅᑭᑐᐃᓐᓇᓇᐊᓕᒃ ER ᓇᐃᓴᐅᑖ ᐊᕐᕌᒍᖓᓄᑦ 2019/20 ᑎᑭᓪᓗᓂ 8.8% (ᑕᑯᔭᒃᓴᖅ 4b). ᐊᕐᕌᒍᓚᓴᓄᑦ ᕿᑎᕐᖄᓪᓗᐊᖅᑐᒥᒃ ᓇᐃᓴᐅᑖ ᓴᖅᑭᑦᑐᓐᓇᖅᑑᑉ ᐱᔭᕆᔭᐅᓂᖓᓐᓄᑦ ER ᑮᓪᓕᖅᑲᖅᒍᓂ 15.4%, ᑖᓐᓇ ᖃᓂᒋᔭᕆᔮ ᑎᒃᑯᐊᖅᑕᐅᓯᒪᔩᑉ ᑎᑭᓐᓇᓱᐊᓚᑦᑕ ᑐᙵᕕᒃ ER 15% ᖃᓄᐃᙱᑦᑎᐊᖅᑐᑦ ᐃᓂᒋᔮᓄᑦ ᐃᓗᐊᓄᑦ EAZ (DFO, 2018).

ᐅᓪᓗᒥ ᖃᓄᐃᓪᓗᐊᕈᑖ

ᐊᕐᓇᓪᓗᓄᑦ SSB ᓇᐃᓴᐅᑖ *ᐸᓐᑖᓚᕐ ᐳᐊᓇᔮᓚᕐ* ᐃᓗᐊᓂ ᑖᕐᓯᒪ EAZ ᓱᓕ ᓯᓚᑖᓃᓕᒫᓯᒪᙱᑦᑐᖅ ᑖᕐᓯᒪ ᖃᓄᐃᙱᑦᑎᐊᖅᑐᑦ ᐃᓂᒋᔮᓄᑦ ᐃᓗᐊᓄᑦ PA ᐊᓯᐅᓗᓕᐊᕆᓯᒪᔮᑕ (ᑕᑯᔭᒃᓴᖅ 5).

ᑲᓇᖕᓈᑕ ᕿᒥᕐᕈᕚᖕᒋᑕ ᐃᓂᖓ – *ᐸᓐᑖᓚᕐ ᒫᑕᒍᐃ*

ᐃᖃᓗᒐᓱᑖ

ᑲᑎᓕᒫᖅᒋᑦ ᐱᔭᕆᔭᐅᓂᖕᒋᑦ ᑭᖑᒃᐸᖕᒋᑕ *ᐸᓐᑖᓚᕐ ᒫᑕᒍᐃ* ᐃᓗᐊᓂ EAZ, ᑕᐃᒃᑲᙵᑦ ᐅᓪᓗᖅᑲᖅᒍ 7 ᔮᓐᓄᐊᕆ 2020, 113 ᑕᓐᓂᑦ (ᕿᒥᕐᕈᔭᒃᓴᖅ 1, ᑕᑯᔭᒃᓴᖅ 6) ᐊᒻᒪᓗ ᑲᑕᒃᐸᓪᓕᐊᖕᒋᓇᖅᒍᑎᒃ ᑕᐃᒪᙵᑦ ᐊᕐᕌᒍᐊᑕ 2001. ᑖᓐᓇ 2019/20 ᐃᖃᓗᒐᓱᑖ ᐊᐅᓚᓂᐊᖅᑐᖅ ᑎᑭᓐᓇᓱᓪᓗᒍ 31 ᒫᔾᔨ 2020, ᑕᐃᒪᓐᓇ ᐱᓇᔪᒃᑕᐅᓂᖕᒋᓄᑦ ᓇᓗᓇᐃᕈᑎᑦ ᐱᒋᐊᕈᑎᑐᐃᓐᓇᐅᕗᑦ ᐊᕐᕌᒍᖓᓄᑦ 2019/20.

ᐉᒪᔪᖏᑕ ᐊᒃᑎᒋᓂᕆᔮ
ᐉᒪᔪᖏᑕ ᐊᒃᑎᒋᓂᕆᔮᑕ ᓇᐄᓭᐅᑎᖁᑎᖏᑦ ᑭᖑᒃᐸᑦ ᐸᓐᑖᓚᕐ ᒫᑕᒍᐃ ᐃᓗᐊᓂ EAZ ᐅᑎᖅᑕᕋᐃᓐᓇᖅᑐᖅ ᐊᕐᕿᒍᒐᓴᑦ ᐊᒃᑎᒋᓂᕆᒐᔪᒃᑖᑕ, ᑭᓯᐊᓂ ᐃᓛᓐᓂᒃᑯᓚᐅᓯᖕᒐ ᐱᑕᖅᔾᔪᐋᓚᐅᖅᓲᖑᔪᑦ ᐉᒪᔪᖏᑕ ᐊᒃᑎᒋᓂᕆᔮᑕ ᓇᐄᓭᐅᑎᖕᒐᓂᒃ ᐅᓂᒃᑳᕙᓂᖅ 2012 (ᑕᑯᔭᒃᓴᖅ 7). ᑕᒪᐃᓐᓂᒃ ᐃᖃᓗᒐᓱᒐᒃᓴᐅᔪᑦ ᐉᒪᔪᖏᑕ ᐊᒃᑎᒋᓂᕆᔮ ᐊᒻᒪᑦᑕᐅᖅ ᐊᕐᓇᓪᓗᓄᑦ SSB ᓇᐄᓭᐅᑎᖏᑦ ᑲᑕᒋᐊᖅᓱᑎᒃ ᐊᕐᕿᒍᐊᓂ 2019 ᑎᑭᓱᒍ 8,503 ᑕᓐᓃᑦ ᐊᒻᒪᓗ 4,415 ᑕᓐᓃᑦ, ᐊᑐᓃᖕᒐᔪᑎᒍᑦ, ᐊᒻᒪᓗ ᐊᑎᖕᒑᖕᒐᓃᓱᑎᒃ ᐊᕐᕿᒍᒐᓴᓄᑦ ᐊᒃᑎᒋᓂᕆᓲᖕᒐᓄᑦ (ᕿᒥᕐᕈᔭᒃᓴᖅ 3, ᑕᑯᔭᒃᓴᖅ 7a,b).

ᐱᔭᕆᔭᐅᑦᑕᕐᓂᖕᒐ
ᐅᓂᒃᑳᕆᔭᐅᓯᒪᔪᑦ ER ᓇᐄᓭᐅᑎᖏᑦ ᐊᕐᕿᒍᖕᒐᓄᑦ 2019/20 ᐊᖅᐸᓱᒃᑐᐋᓘᓚᐅᖅᑐᑦ, 1.0%, ᐱᔾᔪᑎᒋᓪᓗᒍ ᐱᓇᓱᒃᑐᑦ ᐅᓄᙱᑦᑐᓂᒃ ᐱᔭᕆᔭᖃᖅᓱᑎᒃ ᐃᓗᐊᒍᑦ CAQR ᑎᑭᓱᒍ 7 ᔮᓐᓄᐊᕆ 2020 (ᑕᑯᔭᒃᓴᖅ 8a). ᓴᖅᑭᑐᐃᓐᓇᕆᐊᓕᒃ ᓇᓗᓇᐃᕈᑖ ER ᓇᐄᓭᐅᑖ ᑭᖑᒃᐸᓄᑦ ᑎᑭᒃᑲᔭᖅᑐᖅ 9.9% ᑕᒻᒥᑦᑎᐊᖅ ᐱᔭᕆᔭᐅᒍᓂ ᐃᖃᓗᒐᒃᓴᖕᒐ (ᑕᑯᔭᒃᓴᖅ 8b).

ᐅᓪᓗᒥ ᖃᓄᐃᓪᓗᐊᕈᑖ
ᐊᕐᓇᓪᓗᓄᑦ SSB ᓇᐄᓭᐅᑖ ᐃᓗᐊᓂ EAZ ᑲᑕᒋᐊᖅᓯᒪᕚᖅ ᐊᕐᕿᒍᖕᒐᓄᑦ 2019 ᑖᒃᑯᐊ ᑭᖑᒃᐸᐃᑦ ᑲᑎᙱᓲᑦ ᐃᓕᓪᓗᑎᒃ ᐃᓗᐊᓄᑦ ᐅᔾᔨᖅᓵᕆᔭᕆᐊᓕᑦ ᐃᓂᖕᒐᓄᑦ (ᑕᑯᔭᒃᓴᖅ 9). ᑕᐃᒪᓕ ᐅᖕᒐᓯᕖᒃᑑᑎᓂᒃ ᐊᔾᔨᕖᙱᑦᑑᖃᑦᑕᓐᓂᐊ ᐃᓗᐊᒍᑦ ᐉᒪᔪᖏᑕ ᐊᒃᑎᒋᓂᕆᔮᑕ ᓇᐄᓭᐅᑎᖏᑦ ᐅᔾᔨᕆᔭᐅᓯᒪᔪᑦ ᑭᖑᓂᑦᑎᒍᑦ (ᓲᕐᓗ ᐊᑯᓐᓂᐊᑕ ᐊᕐᕿᒍᑦ 2011, 2012 ᐊᒻᒪᓗ 2013, ᐊᒻᒪᑦᑕᐅᖅ ᐊᕐᕿᓂᐅᓚᐅᖅᑐᖅ) ᐃᓕᖅᑯᓯᕆᔮ ᓇᒦᓐᓂᖕᒐᑕᓗ ᐃᖃᓗᒐᒃᑕᐅᓲᑉ ᐃᓱᒪᒋᔭᐅᕗᖅ ᓇᓗᓈᕿᔪᒥᒃ.

ᐱᖕᒐᓈᑕ ᕿᒥᕐᕈᕝᕙᖏᑕ ᐃᓂᖕᒐ – ᐸᓐᑖᓚᕐ ᐳᐊᕆᔮᓚᕐ

ᑕᐃᒪᓕ ᑕᒪᐃᓐᓂᒃ ᖃᐅᔨᓵᖑᓲᑦ ᐊᕐᕿᒍᖏᑦ ᐅᓂᒃᑳᕆᔭᐅᒐᓗᐊᖅᑎᓪᓗᒋᑦ, ᑖᒃᑯᐊ ᑭᖑᓪᓕᖅᐹᑦ ᐊᕝᕙᓃᓪᓚᑦ ᐊᕐᕿᒍᐃᑦ ᖃᐅᔨᓴᕐ ᓇᐄᓭᐅᑎᖏᑦ ᐃᓱᒪᒋᔭᕆᐊᖃᖅᑐᑦ ᐃᓗᐊᓄᑦ WAZ ᕿᒥᕐᕈᔭᐅᕝᕙᐊᑕ ᐊᔾᔨᒋᔪᓐᓃᖅᓯᒪᓕᓐᓂᖏᓄᑦ ᖃᐅᔨᓴᕆᔭᐅᓂᖏᑦ, ᑕᑯᒃᓴᕈᐃᓯᒪᓂᖕᒐᓄᑦ ᓄᑖᖑᔪᒥᒃ ᐊᕐᕿᒍᓄᑦ ᐅᓪᓗᕐᑯᑎᖃᖅᑐᓂᒃ.

ᐃᖃᓗᒐᓲᑖ
ᑎᑭᓱᒍ 7 ᔮᓐᓄᐊᕆ 2020, ᑖᒃᑯᐊ CAQR ᐸᐃᑉᐹᖑᑦ ᓇᓗᓇᐃᕆᔪᑦ ᑎᑭᐅᒪᐸᓗᒃᑐᖅ 620 ᑕᓐᓃᑦ, ᑖᓐᓇ ᑎᑭᐅᒪᔪᖅ 19.6% ᐃᖃᓗᒐᒃᓴᐅᔫᑉ ᑭᒡᓕᓕᐊᑉ TAC, ᐃᖃᓗᒃᑕᐅᓯᒪᓕᖅᑐᑦ (ᕿᒥᕐᕈᔭᒃᓴᖅ 1, ᑕᑯᔭᒃᓴᖅ 10).

ᐉᒪᔪᖏᑕ ᐊᒃᑎᒋᓂᕆᔮ
ᐃᖃᓗᒐᓱᒃᑕᐅᔪᓐᓇᖅᑐᖅ ᐉᒪᔪᖏᑕ ᐊᒃᑎᒋᓂᕆᔮᑕ ᐊᒻᒪ ᐊᕐᓇᓪᓗᐃᑦ SSB ᓇᐄᓭᐅᑎᖁᑎᖏᑦ ᑲᑕᒋᐊᓚᐅᖅᑐᑦ ᐊᑯᓐᓂᐊᑕ 2018 2019ᒧᑦ ᐊᑯᓐᓂᐊᓄᑦ 3.4% ᐊᒻᒪᓗ 8.1%, ᐊᑐᓃᖕᒐᓪᓗᑎᒃ ᐃᓂᐅᔪᓄᑦ (ᕿᒥᕐᕈᔭᒃᓴᖅ 4, ᑕᑯᔭᒃᓴᖅ 11a,b). ᐃᖃᓗᒐᒃᓴᐅᓲᑦ ᐉᒪᔪᖏᑕ ᐊᒃᑎᒋᓂᕆᔮᑕ ᓇᐄᓭᐅᑕ ᐊᕐᕋᒍᒧᑦ 2019 ᑎᑭᓱᓂ 20,378 ᑕᓐᓃᑦ, ᑖᓐᓇ ᖃᓂᒋᔮ ᐊᕙᓗᓪᓗᐊᖕᒐᒍᑦ ᐊᕐᕿᒍᓄᑦ ᐅᓪᓗᕐᑯᑎᖃᓕᖅᑐᑦ ᐊᒃᑎᒋᓂᕆᓲᖏᑕ. ᐊᕐᓇᓪᓗᓄᑦ SSB ᓇᐄᓭᐅᑖ ᑎᑭᓱᓂ 11,845 ᑕᓐᓃᑦ, ᑖᓐᓇ ᖁᓛᓃᑦᑐᖅ ᐊᒃᑎᒋᒐᔪᓐᓂᕆᓲᖕᒐᑕ.

ᐱᔭᕆᔭᐅᑦᑕᕐᓂᖕᒐ
ᐅᓂᒃᑳᕆᔭᐅᓯᒪᔪᑦ ER ᓇᐄᓭᐅᑖ ᐊᕐᕿᒍᖕᒐᓄᑦ 2019/20 ᐊᖅᐸᓯᐸᔫᔭᓚᐅᖅᑐᖅ, 3.4%, ᐱᔾᔪᑎᒋᓪᓗᒍ ᑭᖑᒃᐸᒃᑕᑦ ᐊᖅᐸᓯᓗᐊᕐᓂᖏᓐᓄᑦ ᐅᓂᒃᑳᕆᔭᐅᓯᒪᔪᑦ ᐃᓗᐊᓂ CAQR ᑎᑭᓱᒍ 7 ᔮᓐᓄᐊᕆ 2020 (ᑕᑯᔭᒃᓴᖅ 12a). ᐱᔾᔪᑎᒋᓪᓗᒍ ᑕᑯᒃᓴᕆᓐᓂᐊᑕ ᑲᑕᒋᐊᓐᓂᖕᒐᓄᑦ ᐃᖃᓗᒐᓱᒐᒃᓴᐅᔫᑉ ᐉᒪᔪᖏᑕ ᐊᒃᑎᒋᓂᕆᔮᑕ ᐊᕐᕿᒍᐊᓄᑦ 2019, ᓴᖅᑭᑐᐃᓐᓇᕆᐊᓕᒃ ᐱᔭᕆᔭᐅᔫᑉ ER ᓇᐄᓭᐅᑖ ᐊᖏᓕᒋᐊᖅᑐᖅ 15.5% (ᑕᑯᔭᒃᓴᖅ 12b).

ᐅᓪᓗᒥ ᖃᓄᐃᓪᓗᐊᕈᑖ
ᐅᓪᓗᒥᐅᔪᖅ, ᑐᙵᕝᕕᖕᓂᒃ PA ᐱᑕᖅᙱᑦᑐᖅ ᐸᓐᑖᓚᕐ ᐳᐊᕆᔮᓚᕐ ᐃᓗᐊᓄᑦ WAZ. ᓴᖅᑭᑕᐅᓂᖏᑦ ᐅᑎᕝᕙᒃᓴᑦ ᓇᐄᓭᐅᑎᑦ ᐃᖃᓗᒐᓱᒃᑕᐅᔪᒃᓴᒧᑦ ᐸᕐᓈᕆᔭᐅᓯᒪᔪᖅ ᐊᕐᕿᒍᖕᒐᓄᑦ 2020, ᐊᑐᓕᖅᑎᑕᐅᓗᑎᒃ 2021 ᐉᒪᔪᖏᑕ ᕿᒥᕐᕈᔭᐅᓂᖏᓄᑦ. ᐃᑦᑕᕐᓂᓴᒃᑯᑦ ᐸᐃᑉᐹᕆᔭᖏᑦ ᓇᓗᓇᐃᕆᔪᑦ ᑖᓐᓇ ᐃᖃᓗᒐᒃᓴᖕᒐᑕ ᐃᓱᖕᒐ TAC ᑭᖑᒃᐸᓄᑦ ᐃᓱᓕᑕᐅᓚᐅᖅᓯᒪᙱᑦᑐᖅ.

ᐱᖓᓐᓈᑕ ᕿᒥᕐᕈᑉᕙᖕᒋᑕ ᐃᓂᖓ – ᐸᓐᑖᓚᔅ ᒫᑕᒍᐃ

ᑕᐃᒪᓕ ᑕᒪᐃᓐᓂᒃ ᖃᐅᔨᓴᖑᓱᑦ ᐊᕐᕌᒍᖕᒋᑦ ᐅᓂᒃᑳᓇᓴᐅᒐᓗᐊᖅᑎᓪᓗᒋᑦ, ᑖᒃᑯᐊ ᑭᖑᓪᓕᖅᐹᑦ ᐊᕐᕕᓂᓖᑦ ᐊᕐᕌᒍᐃᑦ ᖃᐅᔨᓵᕐ ᓇᐃᓴᐅᑎᖏᑦ ᐃᓱᒪᒋᓴᓇᐊᖃᖅᑐᑦ ᐃᓗᐊᓄᑦ WAZ ᕿᒥᕐᕈᓴᐅᕝᕙᐊᑕ ᐊᔾᔨᒋᔭᐅᓂᖅᓯᒪᓕᓐᓂᖏᓄᑦ ᖃᐅᔨᓵᕆᓴᐅᓂᖏᑦ, ᑕᑯᒃᓴᕈᐃᓯᒪᓂᖓᓄᑦ ᓄᑖᖑᔪᕐᒥᒃ ᐊᕐᕌᒍᓄᑦ ᐅᓪᓗᕐᑯᑎᖃᖅᑐᓂᒃ.

ᐃᖃᓗᒐᓰᑖ

ᐃᖃᓗᒃᑕᐅᔪᓕᒫᑦ ᐱᔭᕆᔭᑦ ᑭᖑᒃᐸᑦ ᐸᓐᑖᓚᔅ ᒫᑕᒍᐃ ᑎᑭᕗᓂ 6,884 ᑕᓐᓰᑦ, ᑕᑯᓪᓗᒍ ᑎᑭᐅᒪᓪᓗᐊᖅᑐᖅ 57.5% ᑖᔅᓱᒪ TAC ᑎᑭᑎᓪᓗᒍ 7 ᔩᓐᓄᐊᕆ 2020 CAQR (ᕿᒥᕐᕈᔭᒃᓴᖅ 1, ᑕᑯᔭᒃᓴᖅ 13). ᐊᕐᕌᒍᖓᓄᑦ 2019/20 ᐃᖃᓗᒐᓰᑖ ᐊᐅᓚᓰᖅ ᑎᑭᓐᓇᓱᒃᑯᒍ 31 ᒫᔅᓰ 2020, ᑕᒪᐃᒻᒪᑦ ᑖᒃᑯᐊ ᐱᓇᔪᒃᑕᓄᑦ ᐅᓂᒃᑳᔭᑦ ᐱᒋᐊᕈᑎᑐᐃᓐᓇᑦ 2019/20 ᐊᕐᕌᒍᖓᓄᑦ.

ᐆᒪᔪᖏᑕ ᐊᒃᑎᒋᓂᕆᔮ

ᐃᖃᓗᒐᓯᒃᑕᐅᔪᓇᖅᑐᖅ ᐆᒪᔪᖏᑕ ᐊᒃᑎᒋᓂᕆᔮᑕ ᓇᐃᓴᐅᑖ ᑲᑕᒋᐊᖅᑯᓂ 19.5% ᐊᑯᓐᓂᐊᑕ 2018 ᑎᑭᑯᒍ 2019, ᑖᒃᑯᐊ 64,268 ᑕᓐᓰᑦ ᐅᔾᔨᓇᓴᐅᓯᒪᓪᓗᑎᒃ ᐊᕐᕌᒍᐊᓄᑦ 2019 (ᕿᒥᕐᕈᔭᒃᓴᖅ 5, ᑕᑯᔭᒃᓴᖅ 14a), ᑖᓐᓇ ᖁᓚᓃᑦᑐᖅ ᐊᒃᑎᒋᓂᓕᒃᑖᑕ ᐊᕐᕌᒍᑦ ᕿᒥᕐᕈᔭᑦ ᐃᓗᐊᓃᑦᑑᑉ. ᑕᑯᒃᓴᐅᓂᖅᓴᖅ ᐆᒪᔪᖏᑕ ᐊᒃᑎᒋᓂᕆᔮᑕ ᑲᑕᖕᓂᖓ (37.2%) ᐅᔾᔨᓇᓴᐅᓪᓗᓂ ᑖᔅᓱᒪᖓ ᐊᕐᓇᓪᓗᓄᑦ SSB ᓇᐃᓴᐅᑖ, ᐃᒻᒪᖃ 29,079 ᑕᓐᓰᑦ ᓇᓚᐅᑦᑖᖅᑕᐅᓯᒪᔪᑦ ᐊᕐᕌᒍᐊᓄᑦ 2019, ᑖᓐᓇ ᖃᓂᒋᔭᐸᓗᐊᓃᓚᐅᖅᑐᖅ ᓇᓗᓇᐃᕆᓴᐅᓯᒪᔪᒧᑦ ᐊᕐᕌᒍᑎᒍᑦ ᐅᖓᓯᓈᒃᑐᑦ ᐊᒃᑎᒋᓂᕆᓯᖓᓄᑦ (ᑕᑯᔭᒃᓴᖅ 14b).

ᐱᔭᕆᔭᐅᑦᑕᕐᓂᖓ

ᐱᖃᓯᐅᑎᓪᓗᒍ ᑲᑕᒃᐸᓪᓕᐊᔪᖅ ᐃᖃᓗᒐᓯᒐᒃᓴᐅᓰᑉ ᐆᒪᔪᖏᑕ ᐊᒃᑎᒋᓂᕆᔮᑕ, ᐅᓂᒃᑳᓴᐅᔪᖅ ᐱᔭᕆᔭᒃᓴᑕ ER ᓇᐃᓴᐅᑕ ᐊᕐᕌᒍᐊᓄᑦ 2019/20 ᐊᖏᓕᒋᐊᖅᑯᓂ ᑎᑭᑯᒍ 11.3% (ᑕᑯᔭᒃᓴᖅ 15a). ᑕᒪᐃᓐᓂᒃ ᐃᓯᓕᑕᐅᒍᓂ ᐃᖃᓗᒐᒃᓴᐅᑉ ᑭᓪᓕᓕᐊᖓ TAC ᓴᖅᑭᑐᐃᓐᓇᓇᐊᓕᒃ ᓇᐃᓴᐅᑖ ᑎᑭᒃᑲᔭᖅᑯᓂ 18.6% (ᑕᑯᔭᒃᓴᖅ 15b).

ᐅᓪᓗᒥ ᖃᓄᐃᓪᓗᐊᕈᑖ

ᐅᓪᓗᒥᐅᔪᖅ, ᑐᙵᕕᒃᓵᓂᒃ PA ᐱᑕᖃᙱᑦᑐᖅ ᐸᓐᑖᓚᔅ ᒫᑕᒍᐃ ᐃᓗᐊᓄᑦ WAZ. ᓴᖅᑭᑕᐅᓂᖏᑦ ᐅᑎᕝᕕᒃᓴᑦ ᓇᐃᓴᐅᑎᑦ ᐃᖃᓗᒐᓯᒃᑕᐅᔪᒃᓴᒧᑦ ᐸᕐᓈᓇᓴᐅᓯᒪᔪᖅ ᐊᕐᕌᒍᖓᓄᑦ 2020, ᐊᑐᓕᖅᑎᑕᐅᓗᑎᒃ 2021 ᐆᒪᔪᖏᑕ ᕿᒥᕐᕈᓴᐅᓂᖏᓄᑦ. ᐃᑦᑕᕐᓂᓴᒃᑯᑦ ᐸᐃᑉᐹᓴᖏᑦ ᓇᓗᓇᐃᑎᔪᑦ ᑖᓐᓇ ᐃᖃᓗᒐᓯᒐᒃᓴᖅ TAC ᑭᖑᒃᐸᓄᑦ ᑕᐃᒪᙵᑦ ᐃᓗᐃᑦᑐᐸᓘᓪᓗᓂ ᐱᔭᕆᔭᐅᓰᖅ. ᖃᖓᑦᑎᐊᕋᑖᖅ ᐊᖏᓕᒋᐊᖅᑕᐅᓚᐅᖅᑎᓪᓗᒍ ᐃᖃᓗᒐᓯᒐᒃᓴᖓᑕ ᑭᓪᓕᓕᐊᖓ TAC ᓇᓗᓇᖅᑯᔾᔭᙱᓚᖅ ᐃᓗᐃᑦᑑᔪᒥᒃ ᐃᖃᓗᒃᑕᐅᔾᔮᖏᓐᓂᐊᑕ ᐊᕐᕌᒍᐊᓄᑦ 2019.

ᐃᓱᓕᑦᑎᔾᔪᑎᒃᓴᕗᑦ

ᑲᓇᖕᓈᑕ ᕿᒥᕐᕈᑉᕙᖕᒋᑕ ᐃᓂ ᖓ (EAZ)

ᐸᓐᑖᓚᔅ ᐳᐊᕆᔮᓚᔅ

- ᐅᓪᓗᒥᐅᔪᖅ, ᑖᓐᓇ ᐸᓐᑖᓚᔅ ᐳᐊᕆᔮᓚᔅᑭᖑᒃᐸᕐᑯᑎᖓ ᐃᖃᓗᒐᓯᒐᒃᓴᖅ ᖃᓄᐃᙱᑦᑐᒥᒃ ᐃᓂᓕᒃ ᐃᓗᐊᒍᑦ ᑖᔅᓱᒪ ᓯᕗᕋᕆᔭᖃᕋᓱᒃᑐᓄᑦ ᐊᑐᖅᑕᐅᒐᔪᓐᖅ ᑐᙵᕕᖓ.
- ᐊᕐᕌᒍᐊᓄᑦ 2019, ᐃᖃᓗᒐᓯᒃᑕᐅᔪᓇᖅᑐᖅ ᐆᒪᔪᖏᑕ ᐊᒃᑎᒋᓂᕆᔮᑕ ᐊᕐᓇᓪᓗᐃᓪᓗ ᑭᖑᕚᓕᐅᕈᓐᓇᖅᑐᑦ ᐊᒥᓱᓂᖏᑦ ᐆᒪᔪᖏᑕ ᐊᒃᑎᒋᓂᕆᔮᑕ ᓇᐃᓴᐅᑎᖏᑦ ᓴᖅᑮᓪᓗᑎᒃ ᐊᖏᔪᐸᓗᐋᓗᖕᓂᑦ ᐊᖏᓕᒋᐊᓇᔾᔪᑎᓂᒃ, ᑖᓐᓇ ᐃᖃᓗᒐᓯᒐᒃᓴᖅ ᐆᒪᔪᖏᑕ ᐊᒃᑎᒋᓂᕆᔮ ᖁᑦᑎᓐᓂᖅᐹᒦᓕᖅᑐᖅ ᐅᓪᓗᒥᐅᔪᖅ ᑖᒃᑯᐊᓗ ᐊᕐᓇᓪᓗᐃᑦ ᑭᖑᕚᓕᐅᕈᓐᓇᖅᑐᑦ ᐊᒥᓱᓂᖏᑦ ᐆᒪᔪᖏᑕ ᐊᒃᑎᒋᓂᕆᔮ ᑭᖑᓂᕆᔭᐅᔪᖅ ᖁᑦᑎᓛᖑᓂᑯᑉ ᓇᐃᓴᐅᑎᖏᓐᓂᒃ ᑕᐃᒪᙵᑦ ᐊᕐᕌᒍᖏᒍᑦ ᖃᐅᔨᓴᐅᓪᓗᑎᒃ ᑲᒪᒋᔭᐅᓕᓐᓂᐊᑕ.
- ᑖᓐᓇ ᓴᖅᑭᑐᐃᓐᓇᓇᐊᓕᒃ ᐱᔭᕆᔭᐅᑦᑕᕐᓂᖓᑕ ᓇᐃᓴᐅᑖ (ER) ᓇᓗᓇᐃᕈᑖ ᐊᕐᕌᒍᒧᑦ 2019/20 ᑎᑭᑦᑐᖅ 8.8%. ᑖᓐᓇ ᑐᖕᒑᓃᑦᑐᖅ ᑕᒪᐃᓐᑕ ᐊᕐᕌᒍᒐᓴᑎᒍᑦ ᐊᒃᑎᒋᓂᕆᔮᑕ ᓴᖅᑭᑐᐃᓐᓇᓇᐊᓕᐅᑉ ᐱᓇᔪᒃᑕᐅᓰᑦ ER (15.4%) ᐊᒻᒪᓗ ᑐᕌᒐᓇᓴᐅᔫᑉ ᓇᓗᓇᐃᖅᓯᒪᔭᖓᑕ 15% ᖃᓄᐃᙱᑦᑎᐊᖅᑐᑦ ᐃᓂᕆᔮᓄᑦ ᐃᓗᐊᓄᑦ EAZ.

ᐸᓐᑖᓚᔅ ᒫᑕᒍᐃ

- *ᐸᓐᑖᓚᔅ ᒫᑕᒧᐃ* ᐆᒪᔪᖏᑕ ᐊᒃᑎᒋᓂᓇᔩᑕ ᓇᐄᓴᐅᑎᖁᑎᖏᑦ ᓅᕈᓘᔭᖅᓯᒪᕗᑦ ᑭᖑᓂᑦᑎᓐᓂ ᐃᑭᖅᑐᒻᒪᓇᒃᑐᖅ, ᑕᒪᓐᓇ ᓇᓗᓈᕿᑎᑦᑎᖃᓯᐅᑎᕗᖅ ᖃᓄᐃᑦᑑᓂᖓᑕ ᐆᒪᔪᖏᑕ ᐊᒃᑎᒋᓂᐊ ᐃᓗᐊᓂ EAZ.

- ᒪᓕᒃᓗᒍ ᑕᒪᑐᒪ ᐊᕐᕌᒎᑉ ᑲᑕᒋᐊᓐᓂᖓ ᐃᓗᐊᒍᑦ ᐆᒪᔪᖏᑕ ᐊᒃᑎᒋᓂᓇᔩᑕ, ᑭᖑᒃᐸᑦ *ᐸᓐᑖᓚᔅ ᒫᑕᒧᐃ* ᐃᖃᓗᒃᓴᖏᑦ ᐃᓂᖃᖅᑎᑕᑦ ᐅᔾᔭᖅᓵᖑᔪᑦ ᐃᓂᖓᓄᑦ ᑖᔅᓯᒪ ᓯᕘᕐᕋᒋᔭᖃᕐᕋᓱᒃᑐᓄᑦ ᐊᑐᖅᑕᐅᒐᔪᓲᖅ ᑐᙵᕕᖓ.

- ᓴᖅᑭᑐᐃᓐᓇᓇᐊᓕᒃ ᐱᓯᓇᓴᐅᑦᑕᕐᓂᖓᓄᑦ ᓇᐄᓴᐅᑕ ᑖᓐᓇ ᐃᓗᐃᑦᑑᓂ ᐃᖃᓗᒃᓴᖅ TAC ᓄᖑᑕᐅᓐᓂᕈᓂ ᐊᕐᕌᒍᐊᓂ 2019/20 ᑎᑭᐅᑎᒐᔭᖅᑐᖅ 9.9%.

ᐱᖓᓐᓈᑕ ᕿᒥᕿᕝᕕᖏᑕ ᐃᓂᖓ (WAZ)

ᐸᓐᑖᓚᔅ ᐳᐊᓇᔮᓚᔅ

- ᖃᓄᐃᑦᑑᓂᓈ ᐆᒪᔫᖃᑎᒌᑦ ᑭᖑᒃᐸᑦ ᐅᓪᓗᒥ ᓇᓗᓈᕿᔪᑦ, ᐱᓪᓗᒍ ᐱᑕᖃᙱᒻᒪᑦ ᓯᕘᕐᕋᒋᔭᖃᕐᕋᓱᒃᑐᓄᑦ ᐊᑐᖅᑕᐅᒐᔪᓲᖅ ᑐᙵᕕᖓ *ᐸᓐᑖᓚᔅ ᐳᐊᓇᔮᓚᔅ* ᑭᖑᒃᐸᖏᓄᑦ ᐃᓗᐊᓂ WAZ.
- ᑕᒪᐃᓐᓂᒃ ᐃᖃᓗᒃᓯᒃᑕᐅᔪᓐᓇᖅᑑᒃ ᐆᒪᔪᖏᑕ ᐊᒃᑎᒋᓂᓇᔩ ᐊᒻᒪᓗ ᐊᕐᓇᓪᓗᓪ ᑭᖑᕚᕆᐅᔩᑦ ᐊᒥᒌᓂᖏᑕ ᐆᒪᔪᖏᑕ ᐊᒃᑎᒋᓂᓇᔩᑕ ᓇᐄᓴᐅᑎᖏᑦ ᑲᑕᒋᐊᓚᓛᒃᓯᒪᔪᑦ ᐊᑯᓐᓂᐊᑕ 2018 ᑎᑭᓪᓗᒍ 2019.
- ᐅᓂᒃᑳᓇᓴᐅᓯᒪᔪᑦ ᐱᓯᓇᓴᐅᑦᑕᕐᓂᖓᑕ ᓇᐄᓴᐅᑖ ᐊᕐᕌᒍᐊᓄᑦ 2019/20 ᑎᑭᑦᑐᖅ 3.4%. ᐅᓪᓗᒥᐅᔪᖅ ᐃᖃᓗᒃᓴᖅ TAC ᓇᓕᒧᒃᓯᖅᑎᑕᐅᓯᒪᔪᖅ ᓴᖅᑭᑐᐃᓐᓇᓇᐊᓕᒻᒧᑦ ᐱᓯᓇᓴᐅᑦᑕᕐᓂᖓᑕ ᓇᐄᓴᐅᑎᖓᑕ ᓇᑐᓇᐃᕈᑖᓄᑦ ᑎᑭᑦᑐᖅ 15.5%.

ᐸᓐᑖᓚᔅ ᒫᑕᒧᐃ

- ᖃᓄᐃᑦᑑᓂᓈ ᐆᒪᔫᖃᑎᒌᑦ ᑭᖑᒃᐸᑦ ᐅᓪᓗᒥ ᓇᓗᓈᕿᔪᑦ, ᐱᓪᓗᒍ ᐱᑕᖃᙱᒻᒪᑦ ᓯᕘᕐᕋᒋᔭᖃᕐᕋᓱᒃᑐᓄᑦ ᐊᑐᖅᑕᐅᒐᔪᓲᖅ ᑐᙵᕕᖓ *ᐸᓐᑖᓚᔅ ᒫᑕᒧᐃ* ᑭᖑᒃᐸᖏᓄᑦ ᐃᓗᐊᓂ WAZ.
- ᑕᒪᐃᓐᓂᒃ ᐃᖃᓗᒃᓯᒃᑕᐅᔪᓐᓇᖅᑑᒃ ᐆᒪᔪᖏᑕ ᐊᒃᑎᒋᓂᓇᔩ ᐊᕐᓇᓪᓗᓪ ᑭᖑᕚᕆᐅᔩᑦ ᐊᒥᒌᓂᖏᑕ ᐆᒪᔪᖏᑕ ᐊᒃᑎᒋᓂᓇᔩᑕ ᓇᐄᓴᐅᑎᖏᑦ ᑲᑕᒋᐊᓚᐅᖅᑐᖅ 2018 ᑎᑭᓪᓗᒍ 2019.
- ᐅᓂᒃᑳᓇᓴᐅᓯᒪᔪᑦ ᐱᓯᓇᓴᐅᑦᑕᕐᓂᖓ ᐱᓯᓇᓴᐅᑦᑕᕐᓂᖓᑕ ᓇᐄᓴᐅᑖ ᐊᕐᕌᒍᐊᓄᑦ 2019/20 ᑎᑭᑦᑐᖅ 11.3%; ᓴᖅᑭᑐᐃᓐᓇᓇᐊᓕᒻᒧᑦ ᐱᓯᓇᓴᐅᑦᑕᕐᓂᖓᑕ ᓇᐄᓴᐅᑕᑕ ᓇᑐᓇᐃᕈᑖ ᐊᕐᕌᒍᒧᑦ 2019/20 ᑎᑭᓪᓗᓂ 18.6%.

ᑕᐃᑲᓂ ᑲᑎᑦᓯᑎᒃ ᐱᔭᐅᖃᑦᑕᖅᓯᒪᔪᑦ, ᑭᖑᑉᐸᓕᑦᓴᐅᔪᑦ ᑲᑎᒪᐅᖅᑐᓂᒃ ᐊᒻᒪᓗ ᓄᖑᑎᓇᕙᓪᓕᐊᓂᕐᒨᖕᒐᔪᑦ ᐃᖏᕐᕋᓂᖏᑦ ᐱᖓᓐᓇᒥ ᖃᐅᔨᓴᕐᕕᐅᔪᒥ ᐊᕐᕌᒍᖏᑦᑎᒍᑦ ᖃᐅᔨᓴᓇᐅᖅᑐᖃᔪᒻᒪᓂᑦ

ᐱᖓᓐᓇᕐᒥ WAZ		2019/20	2018/19	2017/18	2016/17	2015/16
Montagui	FB (t)	79,834	44,915	31,724	55,194	77,078
	TAC (t)	11,975	6,138	6,138	6,138	6,138
	ER	15%	13.7%	19.3%	11.1%	8%
Borealis	FB (t)	21,088	10,487	13,116	28,532	21,713
	TAC (t)	3,163	2,080	2,080	2,080	2,080
	ER	15%	19.8%	15.9%	7.3%	9.6%

FB – ᑭᖑᑉᐸᓕᓯᐊᕋᑦᓴᐃᑦ ᑲᑎᒪᐅᖅᑐᑦ

TAC – ᑲᑎᑦᓯᑎᒃ ᑭᖑᑉᐸᑦᑕᐅᒍᓇᖅᑐᑦ

ER – ᓄᖑᑎᖅᐸᓪᓕᐊᓂᖏᑦᑕ ᐃᖏᕐᕋᓂᖏᑦ

ᐊᑑᑎᑐᐃᓐᓇᓇᐊᓖᑦ / ᐃᓂᐅᔪᑦ 2020/21−ᒧᑦ

	Montagui				Borealis			
	ᑲᑎᑦᓯᑎᒃ ᑭᖑᑉᐸᑦᑕᐅᒍᓇᖅᑐᑦ	ᑰᑕ ᐊᓯᔾᔨᖅᑐ	ᐊᓯᔾᔨᖅᑐ ᑲᑎᑦᓯᑎᒃ ᑭᖑᑉᐸᑦᑕᐅᒍᓇᖅᑐᑦ	ᓄᖑᑉᐸᓪᓕᐊᓂᐅᑉ ᐃᖏᕐᕋᓂᖓ	ᑲᑎᑦᓯᑎ ᑭᖑᑉᐸᑦᑕᐅᒍᓇᖅᑐᑦ	ᑰᑕ ᐊᓯᔾᔨᖅᑐ	ᐊᖏᓪᓕᒋᐊᖅᑐᑦ ᑲᑎᑦᓯᑎᒃ ᑭᖑᑉᐸᑦᑕᐅᒍᓇᑦᑐᑦ	ᓄᖑᑉᐸᓪᓕᐊᓂᐅᑉ ᐃᖏᕐᕋᓂᖓ
ᑲᔪᓯᔪᑦ ᑭᖑᑉᐸᑦᑕᐅᒍᓇᖅᑐᑦ	**11,975t**	**0**	**0**	18.6%	**3,168t**	**0**	**0**	15.5%
ᑲᔪᓯᔪᑦ ᓄᖑᑉᐸᓪᓕᐊᓃᑦ	9,640t	-2,335t	-19.5%	15%	3,057t	-106t	-3.4%	15%
ᐅᖓᑖᓅᖏᑦᑐᖅ ᓄᖑᑉᐸᓪᓕᐊᓃᑦ*	12,404t	+429t	+3.6%	19.3%	4,035t	+872t	+27.6%	19.8%
ᐊᑖᓂᐅᖏᑦᑐᖅ ᓄᖑᑉᐸᓪᓕᐊᓃᑦ*	**5,141t**	-6,834t	-57%	8%	**1,488t**	-1,675t	-53%	7.3%

*ᑐᙵᕕᓕᒃ ᑕᐃᑲᓂᒋᐊᖅ ᐃᓂᒋᔭᐅᓯᒪᔪᓂᒃ

www.nwmb.com
NUNAVIK MARINE REGION WILDLIFE BOARD

ᒫᑦᓯ 27, 2015

ᓱᓕᔪᕐᓇᕐᑐᖅ ᒌᐅᑦ ᓴᐃ
ᒥᓂᔅᑕᖓᑦ ᐃᒪᕐᒥᐅᑕᓕᕆᔩᑦ
15 ᓇᑎᖓ, ᓯᓐᑎᓂᐊᓪ ᐃᓪᓗᕐᔪᐊᑦ
200 ᑭᓐᑦ ᐊᑐᕆᐊᖅ
ᐋᑐᐗ, ᐊᓐᑎᐅᕆᐅ
K1A 0E6

ᒥᓂᔅᑕ ᓴᐃ:

ᐱᓪᓗᒍ: ᓄᓇᕗᒻᒥ ᐆᒪᔪᓕᕆᔨᕐᔪᐊᑦ ᑲᑎᒪᔨᖏᑕ ᐊᒻᒪᓗ ᓄᓇᕕᒻᒥ ᑕᕆᐅᕐᒥᐅᑕᓕᕆᔨᒃᑯᑦ ᑲᑎᒪᔨᖏᑕ ᐃᓱᒪᓕᐅᕈᑎᖏᑦ ᐊᒻᒪᓗ ᐊᑐᓕᖅᑯᔭᖏᑦ ᐱᓪᓗᒋᑦ ᒥᑭᔫᑕᐅᓂᖏᑦ ᐊᒻᒪᓗ ᐊᖏᔫᑕᐅᓂᖏᑦ ᑭᖑᐸᐸᐃᑦ ᑲᑎᕐᑐᒥᑦ ᐊᔾᔨᖏᑦᑕ ᐱᔭᐅᓂᕐᒥᒃ ᐊᒻᒪᓗ ᐱᔭᖏᑦ ᑲᓇᓐᓇᖓᓂ ᐊᒻᒪᓗ ᐱᖓᓐᓇᖓᓂ ᖃᐅᔨᓴᖅᕕᐅᔪᑦ ᓇᓕᖏᓐᓂ

1. ᐆᒪᔪᓕᕆᔨᕐᔪᐊᑦ ᐊᒻᒪᓗ ᓄᓇᕕᒻᒥ ᑕᕆᐅᕐᒥᐅᑕᓕᕆᔨᒃᑯᑦ ᐃᓱᒪᓕᐅᕈᑎᖏᑦ ᐊᒻᒪᓗ ᐊᑐᓕᖅᑯᔭᖏᑦ

ᓄᓇᕗᒻᒥ ᐆᒪᔪᓕᕆᔨᕐᔪᐊᑦ ᑲᑎᒪᔨᖏᑦ (ᐆᒪᔪᓕᕆᔨᕐᔪᐊᑦ) ᐊᒻᒪᓗ ᓄᓇᕕᒻᒥ ᑕᕆᐅᕐᒥᐅᑕᓕᕆᔨᒃᑯᑦ ᑲᑎᒪᔨᖏᑦ (ᓄᓇᕕᒻᒥ ᑕᕆᐅᕐᒥᐅᑕᓕᕆᔨᒃᑯᑦ) ᒫᓐᓇᑭᓗᒃ ᐊᑐᓚᐅᕐᒪᑕ ᑲᑐᔾᔭᒥᒃ ᑎᑎᖅᑲᑎᒍᑦ ᑭᒃᑯᓕᒫᓂᒃ ᓈᓚᑦᑎᑦᓯᓂᕐᒥᒃ ᑲᒪᒥᑦᓗᒥᑦ ᐊᖑᓇᓱᒃᑕᐅᒍᓐᓇᖅᑐᑦ ᑭᓪᓕᖏᑦ ᒥᑭᔫᑕᐅᓂᖏᑦ ᐊᒻᒪᓗ ᐊᖏᔫᑕᐅᓂᖏᑦ ᑭᖑᐸᐸᐃᑦ ᐱᖓᓐᓇᖓᓂ ᖃᐅᔨᓴᖅᕕᐅᔪᑦ ᓇᓛᓂ ᐊᒻᒪᓗ ᑲᒪᒍᓯᐅᔪᑦ ᖃᐅᔨᒐᓯᐊᖅᑐᒥᑦ ᐊᖑᓇᓱᒃᑕᑦ ᑭᓪᓕᖏᑦ ᑲᓇᓐᓇᖓᓂ ᖃᐅᔨᓴᖅᕕᐅᔪᑦ ᓇᓛᓂ. ᑲᑎᒪᔩᑦ ᐱᒋᐊᕐᑎᑦᓯᓚᐅᖅᑐᑦ ᑕᒪᑦᓯᒥᖓ ᑲᒪᒋᔭᒥᒃ ᓯᕗᕐᖓᒍᑦ ᐊᑐᐃᓐᓇᐅᓕᕐᓂᖏᑕ ᖃᐅᔨᓴᕐᑎᒪᓇᓂᒃ ᑐᓴᕐᓴᑦ ᐱᓪᓗᒥᑦ ᐊᑐᐃᓐᓇᐃᑦ ᐆᒪᔪᓂᕐᒥᑦ ᓇᓪᓕᐊᑐᐃᓐᓇᖅ ᑭᖑᐸᐸᐃᑦ ᐱᑕᖃᕐᑕᐃᓕᓪᓗᒍ ᑭᖑᕙᕐᓂᕐᒥᑦ ᖃᐅᔨᔭᐅᓚᐅᖅᑐᑦ ᑕᐃᑲᓂ 2014-2015 ᑭᖑᐸᐸᓐᓂᐊᕐᓇᕐᒥ.

ᑕᒫᓂ ᐊᑐᓂᑦ ᐃᓱᒪᓕᐅᕈᓯᒥᒃ-ᐋᕐᑭᑦᓯᐃᓂᕐᒧᑦ ᑲᑎᒪᓂᕐᖓᓂ, ᑲᑎᒪᔩᑦ ᕿᒥᕐᕈᓚᐅᖅᑐᑦ ᐃᓅᓇᕐᖓᓂᒃ ᐊᑐᖅᑐᓂᒃ ᑎᑎᕐᓯᒪᔪᓂᒃ ᐊᐃᕙᒍᑎᓂᒃ ᐊᒻᒪᓗ ᓇᓗᓇᖅᑭᒍᑎᓂᒃ ᑐᓂᔭᓂᒃ ᑎᑎᖅᑲᑎᒍᒃ ᑭᒃᑯᓕᒫᓂᒃ ᓈᓚᑦᑎᑦᓯᓂᕐᒥ.[1] ᐋᕐᑮᓚᐅᕐᑐᑎᒃ ᐃᑲᔪᕐᑎᒌᓂᒃ ᐃᓱᒪᓕᐅᕈᑎᓂᒃ ᐊᒻᒪᓗ ᐊᑐᓕᖅᑯᔭᓂᒃ, ᐆᒪᔪᓕᕆᔨᕐᔪᐊᑦ ᐊᒻᒪᓗ ᓄᓇᕕᒻᒥ ᑕᕆᐅᕐᒥᐅᑕᓕᕆᔨᒃᑯᑦ ᑐᓂᓯᓚᕐᐳᑦ ᐅᑯᓂᖓ ᑲᑐᔾᔭᓂᒃ ᑎᑎᖅᑲᓂᒃ. ᑲᑎᒪᔩᑦ ᐃᓱᒪᓕᐅᕈᑎᖏᑦ ᐊᒻᒪᓗ ᐊᑐᓕᖅᑯᔭᖏᑦ ᐱᑕᖃᕐᐳᑦ ᐊᑎᓯᐊᖓᓂ.

1.1 ᐱᔭᖏᑦ ᐊᒻᒪᓗ ᑲᑎᕐᑐᒥᑦ ᐊᔾᔨᒋᑦᑕ ᐱᔭᐅᓂᕐᒥᒃ ᐃᓱᒪᓕᐅᕈᑏᑦ

---

[1] ᐃᓅᓇᑎᒃ ᐊᑐᖅᑐᑦ ᑎᑎᖅᑲᑦ ᐊᒻᒪᓗ ᑎᑎᕐᓯᒪᔪᓂᒃ ᐅᓂᒃᑲᑦ ᐱᔭᑦ ᐊᒻᒪᓗ ᑲᒪᒋᔭᑦ ᑲᑎᒪᔨᓄᑦ ᑭᒃᑯᑐᐃᓇᕐᓄᑦ ᐊᑐᐃᓐᓇᐅᕗᑦ ᐱᔭᐅᒍᓐᓇᖅᑐᑎᒃ ᐅᕙᖓᑦ ᐆᒪᔪᓕᕆᔨᕐᔪᐊᑦ ᖃᕆᑕᐅᔭᒃᑯᑦ ᐊᓪᓚᒃᑲᓯᒪᕕᖓᑦ (www.nwmb.com).

ᐋᕿᑦᑕᐅᕗᖅ ᐃᒫᒃ, ᒪᓕᑦᑐᒧ ᐃᓚᖓ 5.6.4 ᐅᑯᐊ ᓄᓇᕗᒻᒥ ᓄᓇᖁᑎᑖᕐᓂᕐᒧᑦ ᐊᖏᖃᑎᒌᒍᑏᑦ, ᐆᒪᔪᓕᕆᔨᕐᔪᐊᑦ ᐊᖏᖅᑐᑎᒃ ᐅᑯᓂᖓ ᑭᖑᑉᐸᒐᖅᐃᑦ ᖃᓄᐃᓪᓗᐊᕐᓂᖏᓐᓂᒃ ᓄᓇᕗᑦ ᐱᖓᓐᓇᖓᓂ ᐊᒻᒪᓗ ᓄᓇᕗᑦ ᑲᓇᓐᓇᖓᓂ ᐊᐅᓚᓯᒻᕕᐅᔪᓂ ᒪᕐᕉᓐᓄᑦ ᐊᕐᕌᒎᓐᓄᑦ ᐊᑯᓂᐅᓂᓕᒻᒥᒃ (2015-16 ᐅᕗᖓ 2016-17 ᐃᓚᐅᓗᓂ):

1. *ᒪᑯᓂᖓ Pandalus montagui ᑭᖑᑉᐸᐃᑦ:*
    - a. *ᐱᔭᕐᕆᑦ ᐃᒫᑎᒋ 3,069 ᑕᓐᔅ ᓄᓇᕗᑦ ᐱᖓᓐᓇᖓᓂ ᐊᐅᓚᓯᒻᕕᐅᑉ ᓇᓖᓂ ᐃᓗᐊᓂ ᓄᓇᕗᒻᒥ ᓄᓇᖁᑎᑖᖑᓯᒪᔩᑉ ᓇᓖᓂ; ᐊᒻᒪᓗ*
    - b. *ᐱᔭᕐᕆᑦ ᐃᒫᑎᒋ 301 ᑕᓐᔅ ᓄᓇᕗᑦ ᑲᓇᓐᓇᖓᓂ ᐊᐅᓇᓯᒻᕕᐅᑉ ᓇᓖᓂ ᐃᓗᐊᓂ ᓄᓇᕗᒻᒥ ᓄᓇᖁᑎᑖᖑᓯᒪᔩᑉ ᓇᓖᓂ; ᐊᒻᒪᓗ*
2. *ᒪᑯᓂᖓ Pandalus borealis ᑭᖑᑉᐸᐃᑦ:*
    - a. *ᐱᔭᕐᕆᑦ ᐃᒫᑎᒋ 1,040 ᑕᓐᔅ ᓄᓇᕗᑦ ᐱᖓᓐᓇᖓᓂ ᐊᐅᓚᓯᒻᕕᐅᑉ ᓇᓖᓂ ᐃᓗᐊᓂ ᓄᓇᕗᒻᒥ ᓄᓇᖁᑎᑖᖑᓯᒪᔩᑉ ᓇᓖᓂ; ᐊᒻᒪᓗ*
    - b. *ᐱᔭᐅᖃᓯᐅᔾᔭᐅᒍᓐᓇᖅᑐᑦ ᐃᒫᑎᒋ 183 ᑕᓐᔅ ᓄᓇᕗᑦ ᑲᓇᓐᓇᖓᓂ ᐊᐅᓚᓯᒻᕕᐅᑉ ᓇᓖᓂ ᐃᓗᐊᓂ ᓄᓇᕗᒻᒥ ᓄᓇᖁᑎᑖᖑᓯᒪᔩᑉ ᓇᓖᓂ.*

ᐋᕿᑦᑕᐅᕗᖅ ᐃᒫᒃ, ᒪᓕᑦᑐᒧ ᐃᓚᖓ 5.2.3 ᐅᑯᐊ ᓄᓇᕕᒃᒥ ᐃᓄᐃᑦ ᓄᓇᖁᑎᑖᕐᓂᕐᒧᑦ ᐊᖏᖃᑎᒌᒍᑎᖏᑦ, ᓄᓇᕕᒃᒥ ᑕᕆᐅᕐᒥᐅᑕᑕᓕᕆᔨᒃᑯᑦ ᐊᖏᖅᐳᑦ ᐅᑯᓂᖓ ᑲᑎᑦᑐᒥᑦ ᐊᔪᙱᑕᑦ ᐱᔭᐅᓂᕐᒥᒃ ᑭᖑᑉᐸᐃᑦ ᓄᓇᕕᒃ ᐱᖓᓐᓇᖓᓂ ᐊᒻᒪᓗ ᓄᓇᕕᒃ ᑲᓇᓐᓇᖓᓂ ᐊᐅᓚᓯᒻᕕᐅᔪᓂ ᒪᕐᕉᓐᓄᑦ ᐊᕐᕌᒎᓐᓄᑦ ᐊᑯᓂᐅᓂᓕᒻᒥᒃ (2015-16 ᐅᕗᖓ 2016-17 ᐃᓚᐅᓗᓂ):

1. *ᒪᑯᓂᖓ Pandalus montagui ᑭᖑᑉᐸᐃᑦ:*
    - a. *ᐱᔭᕐᕆᑦ ᐃᒫᑎᒋ 3,069 ᑕᓐᔅ ᓄᓇᕕᒃ ᐱᖓᓐᓇᖓᓂ ᐊᐅᓚᓯᒻᕕᐅᑉ ᓇᓖᓂ ᐃᓗᐊᓂ ᓄᓇᕕᒃ ᐃᒪᕕᖓᑕ ᓇᓖᓂ; ᐊᒻᒪᓗ*
    - b. *ᐱᔭᕐᕆᑦ ᐃᒫᑎᒋ 129 ᑕᓐᔅ ᓄᓇᕕᒃ ᑲᓇᓐᓇᖓᓂ ᐊᐅᓇᓯᒻᕕᐅᑉ ᓇᓖᓂ ᐃᓗᐊᓂ ᓄᓇᕕᒃ ᐃᒪᕕᖓᑕ ᓇᓖᓂ; ᐊᒻᒪᓗ*
2. *ᒪᑯᓂᖓ Pandalus borealis ᑭᖑᑉᐸᐃᑦ:*
    - a. *ᐱᔭᕐᕆᑦ ᐃᒫᑎᒋ 1,040 ᑕᓐᔅ ᓄᓇᕕᒃ ᐱᖓᓐᓇᖓᓂ ᐊᐅᓚᓯᒻᕕᐅᑉ ᓇᓖᓂ ᐃᓗᐊᓂ ᓄᓇᕕᒃᒥ ᐃᒪᕕᖓᑕ ᓇᓖᓂ; ᐊᒻᒪᓗ*
    - b. *ᐱᔭᐅᖃᓯᐅᔾᔭᐅᒍᓐᓇᖅᑐᑦ ᐃᒫᑎᒋ 46 ᑕᓐᔅ ᓄᓇᕕᒃ ᑲᓇᓐᓇᖓᓂ ᐊᐅᓚᓯᒻᕕᐅᑉ ᓇᓖᓂ ᐃᓗᐊᓂ ᓄᓇᕕᒃ ᐃᒪᕕᖓᑕ ᓇᓖᓂ.*

1.2 ᑲᑎᑦᑐᒥᑦ ᐊᔪ

ᐱᒋᐊᕐᑎᑕᐅᕗᖅ ᐃᒫᒃ, ᒪᓕᑦᑐᒥᑦ ᐃᓚᖏᑦ 15.3.4 ᐊᒻᒪᓗ 15.3.7 ᐅᑯᐊ ᓄᓇᕗᒻᒥ ᓄᓇᖁᑎᑖᕐᓂᕐᒧᑦ ᐊᖏᖃᑎᒌᒍᑏᑦ ᐊᒻᒪᓗ ᐃᓚᖓ 5.4.4 ᐅᑯ ᓄᓇᕕᒃᒥ ᐃᓄᐃᑦ ᓄᓇᖁᑎᑖᕐᓂᕐᒧᑦ ᐊᖏᖃᑎᒌᒍᑎᖏᑦ, ᐆᒪᔪᓕᕆᔨᕐᔪᐊᑦ ᐊᒻᒪᓗ ᓄᓇᕕᒃᒥ ᑕᕆᐅᕐᒥᐅᑕᑕᓕᕆᔨᒃᑯᑦ ᐊᑐᓕᖁᔨᓪᓗᑎᒃ ᐅᑯᓂᖓ ᑲᑎᑦᑐᒥᑦ ᐊᔪᙱᑕᑦ ᐱᔭᐅᓂᕐᒥᒃ ᖃᓄᐅᓪᓗᐊᕐᓂᖏᑦ ᐱᖓᓐᓇᖓᓂ ᖃᐅᔨᓴᕐᕕᐅᑉ ᓈᓕᓂ ᐊᒻᒪᓗ ᑲᓇᓐᓇᖓᓂ ᖃᐅᔨᓴᕐᕕᐅᑉ ᓇᓖᓂ ᒪᕐᕉᓐᓄᑦ ᐊᕐᕌᒎᓐᓄᑦ ᐊᑯᓂᐅᓂᓕᒻᒥᒃ (2015 ᐅᕗᖓ 2016 ᐃᓚᐅᓗᓂ):

1. *ᒪᑯᓂᖓ Pandalus montagui ᑭᖑᑉᐸᐃᑦ:*
    - a. *ᑲᑎᑦᑐᒥᑦ ᐊᔪᙱᑕᑦ ᐱᔭᐅᓂᕐᒥᒃ ᐃᒫᑎᒋ 6,138 ᑕᓐᔅ ᐱᖓᓐᓇᖓᓂ ᖃᐅᔨᓴᕐᕕᐅᑉ ᓇᓖᓂ; ᐊᒻᒪᓗ*
    - b. *ᑲᑎᑦᑐᒥᑦ ᐊᔪᙱᑕᑦ ᐱᔭᐅᓂᕐᒥᒃ ᐃᒫᑎᒋ 840 ᑕᓐᔅ ᑲᓇᓐᓇᖓᓂ ᖃᐅᔨᓴᕐᕕᐅᑉ ᓇᓖᓂ; ᐊᒻᒪᓗ*
2. *ᒪᑐᓂᖓ Pandalus borealis ᑭᖑᑉᐸᐃᑦ:*
    - a. *ᑲᑎᑦᑐᒥᑦ ᐊᔪᙱᑕᑦ ᐱᔭᐅᓂᕐᒥᒃ ᐃᒫᑎᒋ 2,080 ᑕᓐᔅ ᐱᖓᓐᓇᖓᓂ ᖃᐅᔨᓴᕐᕕᐅᑉ ᓇᓖᓂ; ᐊᒻᒪᓗ*
    - b. *ᑲᑎᑦᑐᒥᑦ ᐊᔪᙱᑕᑦ ᐱᔭᐅᓂᕐᒥᒃ ᐃᒫᑎᒋ 8,250 ᑕᓐᔅ ᑲᓇᓐᓇᖓᓂ ᖃᐅᔨᓴᕐᕕᐅᑉ ᓇᓖᓂ,*

ᐃᓱᒪᒋᓗᒋᑦ ᐅᑯᐊ ᒪᓕᒃᑕᐅᒋᐊᓖᑦ:

1. *ᐃᒫᒃ ᐊᓚᒃᑲᑦᑐᑦ ᐃᓚᙵᐃᔭᐃᒍᑏᑦ ᖃᓄᐃᓪᓗᐊᕐᓂᖏᑦ, ᑐᙵᕕᒋᓗᒋᑦ ᓄᑖᖑᓂᖅᐹᑦ ᖃᐅᔨᓴᖅᑎᒪᓈᑦ ᐅᖃᐅᔅᐳᒋᐊᕈᑎᖏᑦ, ᖄᖏᐅᑎᙱᓪᓗᑎᒃ 20% ᒪᑯᐊ ᐆᒪᔫᓂᖏᓐᓄᑦ ᓇᓗᓇᐃᒃᑯᑏᑦ ᓇᓪᓕᐊᓐᓄᑐᐃᓐᓇᖅ ᐆᒪᔩᓂᖏᓐᓄᑦ ᖃᓄᐃᙱᑐᒦᑉᐸᑕ ᐅᕝᕙᓂ ᐅᔾᔨᑐᖅᓯᐊᖅᑐᓂ ᑲᒪᒍᔨᐅᔪᖅ, 15% ᐅᔾᔨᑐᕐᕕᐅᒋᐊᓕᒻᒥ, ᐅᕝᕙᓘᓐᓃᑦ 10% ᓄᖁᑐᐃᓐᓇᕆᐊᖃᓕᖅᐸᑕ.*

ᓱᓕᕐᑕᐅᖅ ᐱᒋᐊᕐᑎᑕᐅᒐᖅ ᐃᒫᒃ, ᒪᓕᑦᑐᒋᑦ ᐃᓚᖏᑦ 15.3.4 ᐊᒻᒪᓗ 15.3.7 ᐅᑯᐊ ᓄᓇᕗᒻᒥ ᓄᓇᕐᑯᑎᕐᑖᕐᓂᕐᒧᑦ ᐊᖏᕐᑲᑎᒌᒍᑏᑦ ᐊᒻᒪᓗ ᐃᓚᖓ 5.4.4 ᐅᑯᐊ ᓄᓇᕕᒃᒥ ᐃᓄᐃᑦ ᓄᓇᕐᑯᑎᕐᑖᕐᓂᕐᒧᑦ ᐊᖏᕐᑲᑎᒌᒍᑎᖏᑦ, ᐆᒪᔪᓕᕆᔩᕐᔪᐊᑦ ᐊᒻᒪᓗ ᓄᓇᕕᒃᒥ ᑕᕆᐅᕐᒥᐅᑕᓕᕇᒃᑯᑦ ᐊᑐᓕᕐᑯᔨᓗᑎᒃ ᑐᑭᓕᒥᒃ "ᐊᓯᔾᔨᒃᑲᓪᓗᐊᕐᐸᑕ ᐆᒪᔫᓂᖏᑦ", ᐊᓯᔾᔨᕈᑦ ᐱᑕᕐᑲᕈᑕᐅᒥᐊᕐᑲᑦᓯᔭᕐᑐᖅ ᐊᓯᒃᑲᓐᓂᖏᓐᓂᒃ ᐊᑐᓕᕐᑯᔭᓂᒃ ᑖᒃᑯᓇᙵᑦ ᑲᑎᒪᔨᓂᒃ, ᐊᓯᔾᔨᕈᑦ ᐊᖏᓂᖅᓴᐅᐸᑦ 25%ᒥᒃ.

2. ᓈᓚᕐᑎᑦᓯᓂᕐᒧᑦ ᐅᓂᒃᑳᑦ

ᑲᑎᒪᔩᑦ ᐱᓚᐅᕐᑐᑦ ᒪᔾᔫᓐᓂᒃ ᐅᓂᒃᑳᓐᓂᒃ, ᐅᕙᙵᑦ ᒪᑭᕝᕕᒃ ᑯᐊᐳᕇᓴᓐ ᐊᒻᒪᓗ ᒐᕙᒪᓐᑯᑦ ᓄᓇᕗᒻᒥ ᐱᓕᕆᕝᕕᖓᑦ ᐊᕙᑎᓕᕆᔩᑦ. ᑕᒪᒃᑮᑦ ᐅᓂᒃᑳᑦ ᐃᑲᔪᕐᑐᑦ ᐱᓯᒪᑐᐃᓐᓇᕐᓂᕐᒥᒃ ᑲᑎᕐᑐᒋᑦ ᐊᔪᙱᑕᑦ ᐱᔭᐅᓂᕐᒥᒃ ᑕᒪᒃᑮᓐᓂᒃ ᐆᒪᔫᓂᖏᑦ ᐱᖓᓐᓇᖓᓂ ᕐᑲᐅᔭᕐᕕᐅᑉ ᓇᓃᓂ ᐊᑐᕐᓗᒋᑦ 2014-15 ᕐᑲᓄᐃᓪᓗᐊᕐᓂᖏᑦ. ᒐᕙᒪᓐᑯᑦ ᓄᓇᕗᒻᒥ ᐱᓕᕆᕝᕕᖓᑦ ᐊᕙᑎᓕᕆᔩᑦ ᐃᑲᔪᕐᒥᔪᑦ ᐱᓯᒪᑐᐃᓐᓇᕐᑐᒍ ᑲᑎᕐᑐᒋᑦ ᐊᔪᙱᑕᑦ ᐱᔭᐅᓂᕐᒥᒃ ᑕᒪᒃᑮᓐᓂᒃ ᐆᒪᔫᓂᖏᑦ ᑲᓇᓐᓇᖓᓂ ᕐᑲᐅᔭᕐᕕᐅᑉ ᓇᓃᓂ, ᐅᑯᐊ ᒪᑭᕝᕕᒃ ᑯᐊᑭᕇᓴᓐ ᐅᕐᑲᕐᓯᒪᓪᓗᑎᒃ ᐃᓱᒪᒋᔭᐅᕐᑯᓪᓗᒍ ᐊᒥᓱᕈᕆᐊᕈᑏᑦ ᐅᑯᓄᖓ ᑲᑎᕐᑐᒋᑦ ᐊᔪᙱᑕᑦ ᐱᔭᐅᓂᕐᒥᒃ ᐊᖏᔫᑕᐅᓂᖅᓴᑦ ᑭᖑᑉᐸᐃᑦ ᑲᓇᓐᓇᖓᓂ ᕐᑲᐅᔭᕐᕕᐅᑉ ᓇᓃᓂ.

3. ᐆᒪᔪᓕᕆᔩᕐᔪᐊᑦ ᐊᒻᒪᓗ ᓄᓇᕕᒃᒥ ᑕᕆᐅᕐᒥᐅᑕᓕᕆᔩᒃᑯᑦ ᐃᓱᒪᒋᔭᖏᑦ

ᑎᑭᐅᑎᓪᓗᑎᒃ ᕐᑯᓪᓕᕐᓂ ᐃᓱᒪᓕᐅᕈᑎᓄᑦ ᐊᒻᒪᓗ ᐊᑐᓕᕐᑯᔭᓄᑦ, ᑲᑎᒪᔩᑦ ᐅᔾᔨᑐᕐᓯᐊᕐᑐᑎᒃ ᑲᒪᒋᔭᕐᑲᓚᐅᕐᐳᑦ ᐅᓂᒃᑲᓂᒃ ᐅᑯᓇᙵᑦ ᒪᑭᕝᕕᒃ ᑯᐊᐳᕇᓴᓐ ᐊᒻᒪᓗ ᒐᕙᒪᓐᑯᑦ ᓄᓇᕗᒻᒥ ᐱᓕᕆᕝᕕᖓᑦ ᐊᕙᑎᓕᕆᔩᑦ, ᐊᒻᒪᓗᑦᑕᐅᖅ ᐃᑲᔪᕈᑎᓂᒃ ᐅᑯᓇᙵᑦ ᐅᑭᐅᕐᑕᕐᑐᒥ ᑭᖑᑉᐸᓐᓂᒃ ᕐᑲᐅᔨᒪᔩᑦ ᑲᑎᒪᔨᑦᓯᓛᑦ, ᐃᓚᐅᓪᓗᑎᒃ ᐅᕐᑲᐅᑕᐅᔪᑦ ᐅᕙᙵᑦ ᐅᑭᐅᕐᑕᕐᑐᒥ ᑲᑐᔾᔨᕐᑲᑎᒌᑦ ᐊᒻᒪᓗ ᒪᑭᕝᕕᒃ ᑯᐊᐳᕇᓴᓐ ᐃᒫᒃ ᐊᑐᕐᑎᑕᐅᓂᖓ 10% ᐃᓚᙳᐃᔭᕈᑕᐅᒍᓐᓇᕐᑐᑦ ᕐᑲᓄᐃᓪᓗᐊᕐᓂᖏᑦ ᐊᖏᔫᑕᐅᓂᖅᓴᓂᒃ ᑭᖑᑉᐸᓐᓂᒃ ᐱᖓᓐᓇᖓᓂ ᕐᑲᐅᔭᕐᕕᐅᑉ ᓇᓃᓂ ᐃᑲᔪᕐᓂᕐᑲᕐᓴᕐᒪᑦ ᑭᖑᑉᐸᓐᓂᐊᕐᑎᓂᒃ ᓄᓇᕗᒻᒥ ᐊᒻᒪᓗ ᓄᓇᕕᒃᒥ. ᑲᑎᒪᔩᑦ ᑲᒪᒋᔭᕐᑲᓚᐅᕐᒥᔪᑦ ᓄᑖᖑᓂᕐᐹᓂᒃ ᕐᑲᐅᔭᕐᑎᒻᒪᕆᓐᓂᒃ ᑐᓴᕐᓴᓂᒃ ᑐᓂᔭᖏᓐᓂᒃ ᐃᒪᕐᒥᐅᑕᓕᕆᔩᑦ ᑲᓇᑕᒥ ᑕᐃᑲᓂ ᐅᑭᐅᕐᑕᕐᑐᒥ ᑭᖑᑉᐸᓐᓂᒃ ᕐᑲᐅᔨᒪᔩᑦ ᑲᑎᒪᑎᑦᑐᒋᑦ ᒪᓐᑐᕆᐊᓪᒥ.

ᑲᑎᒪᔩᑦ ᐃᓱᒪᓚᐅᕐᑐᑦ ᐃᒫᑦ ᐱᓯᒪᑐᐃᓐᓇᕐᓂᖅ ᑲᑎᕐᑐᒋᑦ ᐊᔪᙱᑕᑦ ᐱᔭᐅᓂᕐᒥᒃ ᕐᑲᓄᐃᓪᓗᐊᕐᓂᖏᑦ ᑕᒪᒃᑮᓐᓂᒃ ᐆᒪᔫᓂᖏᓐᓂᒃ ᑲᓇᓐᓇᖓᓂ ᕐᑲᐅᔭᕐᕕᐅᑉ ᓇᓃᓂ, ᐊᒻᒪᓗ ᒥᑭᔫᑕᐅᓂᖅᓴᐃᑦ ᑭᖑᑉᐸᑦ ᐱᖓᓐᓇᖓᓂ ᕐᑲᐅᔭᕐᕕᐅᑉ ᓇᓃᓂ, ᑲᒪᕐᒋᔭᕐᑲᕐᑐᑦ ᐊᑐᓕᕐᑯᔭᓂᒃ ᑐᓂᔭᖏᓐᓂᒃ ᓈᓚᕐᑎᑦᓯᓂᕐᒥᒃ ᑲᒪᕐᑲᑕᑦ ᐊᖅᑯᑎᒋᓪᓗᒋᑦ ᑲᑎᒪᔩᑦ ᑎᑎᖅᑲᑎᒍᑦ ᓈᓚᕐᑎᑦᓯᓂᖏᓐᓄᑦ ᑲᒪᒋᔭᑦ. ᓱᓕᕐᑕᐅᖅ, ᐊᑐᕐᑎᑦᓯᓂᖅ ᐅᔾᔨᑐᕐᓯᐊᕐᓗᓂ 10% ᐃᓚᙳᐃᔭᕈᑕᐅᒍᓐᓇᕐᑐᑦ ᕐᑲᓄᐃᓪᓗᐊᕐᓂᖏᑦ ᒪᔾᔫᓐᓄᑦ-ᐊᔾᔮᒎᓐᓄᑦ ᕐᑭᑎᕐᒪᓃᒍᑏᑦ ᓄᑖᖑᓂᕐᐹᓄᑦ ᐱᔭᐅᒍᓐᓇᕐᑐᑦ ᐆᒪᔫᓂᖏᓐᓂᒃ ᒥᒃᓴᐅᓴᒍᑏᑦ ᐊᖏᔫᑕᐅᓂᖅᓴᓂᒃ ᑭᖑᑉᐸᓐᓂᒃ ᐱᖓᓐᓇᖓᓂ ᕐᑲᐅᔭᕐᕕᐅᑉ ᓇᓃᓂ ᐱᑕᕐᑲᕈᑕᐅᔪᖅ ᐊᖏᓗᐊᖏᑐᓂᒃ ᐊᒥᓱᕈᕆᐊᕈᑎᓂᒃ ᐅᑯᓄᖓ ᑲᑎᕐᑐᒋᑦ ᐊᔪᙱᑕᑦ ᐱᔭᐅᓂᕐᒥᒃ ᐃᓚᔅᓇᓪᓗᒍ ᐱᑕᕐᑲᙱᓐᓂᖓ ᑐᓴᕐᓴᓂᒃ ᕐᑲᓄᐃᒻᒪᕐᒫᑕ ᑖᒃᑯᐊ ᐊᑕᐅᓯᕐᓃᕐᒫᕐᑐᑦ ᐊᑐᐃᓐᓇᕐᓂᒃ ᐃᑲᔪᕈᑕᐅᒍᓐᓇᕐᑐᓂᒃ ᐊᖏᓂᖅᓴᓂᒃ ᐃᓚᙳᐃᔭᐃᒍᑕᐅᒍᓐᓇᕐᑐᑦ ᕐᑲᓄᐃᓪᓗᐊᕐᓂᖏᓐᓂᒃ.

ᐃᓱᒪᓕᐅᕈᑏᑦ ᐊᒻᒪᓗ ᐊᑐᓕᕐᑯᔭᑦ ᐋᕐᑭᑦᑕᖏᑦ ᑲᑎᒪᔩᑦ ᐃᑉᐱᒍᓱᒍᑕᐅᔪᖅ ᓄᖒᑦᓯᕙᓪᓕᐊᖏᓪᓗᓂ ᐊᖑᓇᓱᒃᑕᐅᓂᖏᑦ ᒥᑭᔫᑕᐅᓂᖅᓴᐃᑦ ᐊᒻᒪᓗ ᐊᖏᔫᑕᐅᓂᖅᓴᔪᑦ ᑭᖑᑉᐸᐃᑦ ᑲᓇᓐᓇᖓᓂ ᐊᒻᒪᓗ ᐱᖓᓐᓇᖓᓂ ᕐᑲᐅᔭᕐᕕᐅᑉ ᓇᓕᖏᓐᓂ, ᐊᑐᕐᑐᒋᑦ ᐃᒪᕐᒥᐅᑕᓕᕆᔩᑦ ᑲᓇᑕᒥ ᓄᑖᖑᓂᕐᐹᑦ ᕐᑲᐅᔭᕐᑎᒻᒪᕆᓐᓂᒃ ᑐᓴᕐᓴᑦ, ᐃᓚᒋᓕᐅᑎᓪᓗᒋᑦ ᐃᑲᔪᕈᑎᖏᑦ ᑭᖑᑉᐸᓐᓂᐊᕐᑏᑦ ᐱᕐᑲᕐᑲᑕᐅᔪᑦ ᐊᒻᒪᓗ ᐊᐅᓚᑦᓯᕐᑲᑕᐅᔪᑦ. ᑲᑎᒪᔩᑦ ᐃᓱᒪᓚᐅᕐᒥᔪᑦ ᓈᒻᒪᒋᐊᖓ ᐋᕐᑭᓪᓗᒋᑦ ᑖᒃᑯᐊ ᐃᓱᒪᓕᐅᕈᑏᑦ ᐊᒻᒪᓗ ᐊᑐᓕᕐᑯᔭᑦ ᒪᔾᔫᓐᓄᑦ-ᐊᔾᔮᒎᓐᓄᑦ ᐊᑯᓂᐅᓂᓕᒻᒥᒃ (2015-16 ᐅᕗᖓ 2016-17 ᐃᓚᐅᓗᓂ) ᐃᓘᒃ ᐱᑕᕐᑲᙱᒻᒪᑦ ᓄᑖᓂᒃ ᕐᑲᐅᔭᕐᑎᒻᒪᕆᓐᓂᒃ ᑐᓴᕐᓴᓂᒃ ᕐᑲᓄᐃᓐᓂᖏᓐᓂᒃ ᐊᑕᐅᓯᕐᓃᕐᒫᕐᑐᑦ ᐊᑐᐃᓐᓇᐅᓕᔾᔭᒪᑎᒃ ᐱᖓᓐᓇᖓᓂ ᕐᑲᐅᔭᕐᕕᐅᑉ ᓇᓃᓂ ᑕᒪᓐᓇ ᓇᓪᓕᐅᓯᒪᑎᓪᓗᒍ, ᐊᒻᒪᓗ ᐃᓱᒪᓕᐅᕈᑏᑦ ᐊᒻᒪᓗ ᐊᑐᓕᕐᑯᔭᑦ ᐋᕐᑭᑦᑕᑦ ᑲᓇᓐᓇᖓᓂ ᕐᑲᐅᔭᕐᕕᐅᑉ ᓇᓃᓂ ᒪᓕᒋᐊᕐᑲᕐᑐᑦ ᕐᑲᓄᐃᓐᓂᖏᓐᓂᒃ ᐊᑕᐅᓯᕐᓃᕐᒫᕐᑐᑦ.

4. ᑐᙵᕕᐅᔪᑦ ᑲᑎᒪᔩᑦ ᐃᓱᒪᓕᐅᕈᑎᖏᓐᓄᑦ ᐊᒻᓗ ᐊᑐᓕᕐᑯᔭᖏᓐᓄᑦ

ᑲᑎᒪᔩᑦ ᐃᓱᒪᓕᐅᕈᑎᖏᑦ ᐊᒻᒪᓗ ᐊᑐᓕᕐᑯᔭᖏᑦ:

1. ᑐᙵᕕᖅᑲᖅᑐᑦ ᒪᓕᒃᑐᒍ ᐃᓚᖓ 5.3.3(a) ᐅᑯᐊ *ᓄᓇᕗᒻᒥ ᓄᓇᖅᑯᑎᑖᕐᓂᕐᒧᑦ ᐊᖏᖅᑲᑎᒌᒍᑏᑦ* ᐊᒻᒪᓗ ᐃᓚᖓ 5.5.3(a) ᐅᑯᐊ *ᓄᓇᕕᒃᒥ ᐃᓄᐃᑦ ᓄᓇᖅᑯᑎᑖᕐᓂᕐᒧᑦ ᐊᖏᖅᑲᑎᒌᒍᑎᖏᑦ* - ᐊᒡᕕᐊᕈᑏᑦ ᑭᓪᓕᖅᑲᖅᑐᑦ ᐃᓄᐃᑦ ᐊᖑᓇᓱᓐᓂᖏᓐᓂᒃ ᑭᖑᑉᐸᓐᓂᒃ ᓄᓇᕗᒻᒥ ᓄᓇᖅᑯᑎᑖᖑᓯᒪᔩᑦ ᓇᓛᓂ ᐊᒻᒪᓗ ᓄᓇᕕᒃᒥ ᐃᒪᕕᖓᑕ ᓇᓛᓂ ᑎᑭᐅᑎᓗᒍ ᐱᑕᖅᑲᕆᐊᓕᒃ ᐊᑐᖅᑎᓪᓗᒋᑦ ᓱᓕᔪᑦ ᐱᓗᐊᖅᑕᐃᓕᓂᕐᒧᑦ ᐱᔾᔪᑎᓖᑦ ᐃᒫᒃ:
    1. ᐱᓯᒪᑐᐃᓐᓇᖅᓂᖅ ᐊᑐᖅᑐᒻᒪᕆᓐᓂᒃ ᖃᓄᐃᙱᓐᓂᖏᓐᓂᒃ ᑭᖑᑉᐸᐃᑦ ᐱᑕᖅᑲᖅᑐᑦ ᐊᔪᙱᖅᑐᑦ ᓄᖑᑕᐅᕙᓪᓕᐊᖏᓪᓗᑎᒃ ᐊᖑᓇᓱᒃᑕᐅᓂᕐᒥᒃ ᐱᑕᖅᑲᕆᐊᓖᑦ ᑕᐃᒫᒃ ᓇᓗᓇᐃᖅᑕᐅᒻᒪᑕ ᐅᕙᓂ *ᓄᓇᕗᒻᒥ ᓄᓇᖅᑯᑎᑖᕐᓂᕐᒧᑦ ᐊᖏᖅᑲᑎᒌᒍᑏᑦ* ᑎᑎᕋᖅᓯᒪᓂᖓ 5 (ᐃᓚᖓ 5.1.5(c)) ᐊᒻᒪᓗ *ᓄᓇᕕᒃᒥ ᐃᓄᐃᑦ ᓄᓇᖅᑯᑎᑖᕐᓂᕐᒧᑦ ᐊᖏᖅᑲᑎᒌᒍᑎᖏᑦ* ᑎᑎᕋᖅᓯᒪᓂᖓ 5 (ᐃᓚᖓ 5.1.5(b)); ᐊᒻᒪᓗ
    2. ᐱᓯᒪᑐᐃᓐᓇᖅᓂᖅ ᐱᐅᓯᕐᒥᒍᑦ ᐃᑦᑐᕇᓐᓂᖏᓐᓂᒃ ᐊᕙᑖᑕ ᖃᓄᐃᓐᓂᖏᑦ ᐃᓗᐊᓂ ᓄᓇᕗᒻᒥ ᓄᓇᖅᑯᑎᑖᖑᓯᒪᔩᑦ ᓇᓛᓂ ᐊᒻᒪᓗ ᓄᓇᕕᒃᒥ ᐃᒪᕕᖓᑕ ᓇᓛᓂ (*ᓄᓇᕗᒻᒥ ᓄᓇᖅᑯᑎᑖᕐᓂᕐᒧᑦ ᐊᖏᖅᑲᑎᒌᒍᑏᑦ* ᐊᒻᒪᓗ *ᓄᓇᕕᒃᒥ ᐃᓄᐃᑦ ᓄᓇᖅᑯᑎᑖᕐᓂᕐᒧᑦ ᐊᖏᖅᑲᑎᒌᒍᑎᖏᑦ* ᐃᓚᖓ 5.1.5(a));

2. ᐱᔭᕇᕐᓗᒋᑦ ᐱᑕᖅᑲᕆᐊᓖᑦ ᐅᕙᓂ *ᓄᓇᕗᒻᒥ ᓄᓇᖅᑯᑎᑖᕐᓂᕐᒧᑦ ᐊᖏᖅᑲᑎᒌᒍᑏᑦ* ᐃᓚᖓ 5.3.4 ᐊᒻᒪᓗ *ᓄᓇᕕᒃᒥ ᐃᓄᐃᑦ ᓄᓇᖅᑯᑎᑖᕐᓂᕐᒧᑦ ᐊᖏᖅᑲᑎᒌᒍᑎᖏᑦ* ᐃᓚᖓ 5.5.4.1 ᐃᒫᒃ (i) ᐆᒪᔪᓕᕆᔨᕐᔪᐊᑦ ᐊᒻᒪᓗ ᒥᓂᔅᑕ ᐃᓱᒪᒋᔭᖅᑲᖅᓗᑎᒃ ᑭᖑᑉᐸᓐᓂᐊᒐᕐᓂᒃ ᓱᓕᑖᓂ ᓄᓇᕗᒻᒥ ᓄᓇᖅᑯᑎᑖᖑᓯᒪᔩᑦ ᓇᓛᓂ ᐊᒻᒪᓗ (ii) ᓄᓇᕕᒃᒥ ᑕᕆᐅᒥᐅᑕᓕᕆᔨᒃᑯᑦ ᐊᒻᒪᓗ ᒥᓂᔅᑕ ᐃᓱᒪᒋᔭᖅᑲᖅᓗᑎᒃ ᑭᖑᑉᐸᓐᓂᐊᒐᕐᓂᒃ ᓱᓕᑖᓂ ᓄᓇᕕᒃᒥ ᐃᒪᕕᖓᑕ ᓇᓛᓂ, ᑭᒃᑯᑐᐃᓐᓇᕐᓄᑦ ᓄᓇᖅᑲᖅᑐᓄᑦ ᐊᓯᐊᓂ;

3. ᐃᑉᐱᒋᓗᒍ ᐃᒫᒃ ᑭᖑᑉᐸᓐᓂᐊᕐᓃᑦ ᐃᓗᐊᓂ ᑕᒪᒃᑮᑦ ᓄᓇᕗᒻᒥ ᓄᓇᖅᑯᑎᑖᖑᓯᒪᔩᑦ ᓇᓛᓂ ᐊᒻᒪᓗ ᓄᓇᕕᒃᒥ ᐃᒪᕕᖓᑕ ᓇᓛᓂ ᐃᓗᐊᓃᖏᓐᓇᕐᓗᓂ ᓄᖑᔾᔫᕙᓪᓕᐊᖏᓪᓗᓂ ᐱᔭᐅᕙᑦᑐᑦ ᖃᓄᐃᑦᓗᐊᕐᓂᖏᑦ, ᐊᓚᒃᑲᕈᑕᐅᖏᒃᑲᓗᐊᕐᒪᖔᑕ ᐱᓗᐊᖅᑕᐃᓕᓂᕐᒧᑦ ᐃᓯᒫᓗᒍᑎᓂᒃ, ᐊᒻᒪᓗ ᐊᔾᔨᒋᔭᐅᓗᑎᒃ ᐅᔾᔨᖅᓱᐊᕐᓗᓂ ᐃᒪᕐᒥᐅᑕᕐᓂᐊᒐᕐᓂᒃ ᐊᐅᓚᓯᓂᕐᒧᑦ ᑲᒪᒍᓯᐅᔪᑦ ᑕᒪᒃᑯᓂᖓ ᐃᒪᕐᒥᐅᑕᕐᓂᐊᒐᕐᓂᒃ.

5. ᐱᔭᕇᕈᑦ

ᐊᕐᓇᖅ ᒥᓂᔅᑕ, ᑲᑎᒪᔩᑦ ᑕᐃᒪ ᓇᒡᓯᐅᔾᔨᓕᖅᐳᑦ ᐃᓱᒪᓕᐅᕈᑎᒥᓂᒃ ᐊᒻᒪᓗ ᐊᑐᓕᖅᑯᔭᒥᓂᒃ ᐃᓕᓐᓄᑦ, ᑲᒪᒋᓂᐊᖅᕕᒋᑦ ᒪᓕᒡᓗᒋᑦ ᐊᑐᖅᑐᑦ ᑎᑎᕋᖅᓯᒪᓂᖏᑦ ᐅᑯᐊ *ᓄᓇᕗᒻᒥ ᓄᓇᖅᑯᑎᑖᕐᓂᕐᒧᑦ ᐊᖏᖅᑲᑎᒌᒍᑏᑦ* ᐊᒻᒪᓗ *ᓄᓇᕕᒃᒥ ᐃᓄᐃᑦ ᓄᓇᖅᑯᑎᑖᕐᓂᕐᒧᑦ ᐊᖏᖅᑲᑎᒌᒍᑎᖏᑦ*. ᐊᐲ ᖃᐅᔨᒪᓂᐊᖅᐸᑎᑦ ᐃᒫᒃ ᐆᒪᔪᓕᕆᔨᕐᔪᐊᑦ ᐊᒻᒪᓗ ᓄᓇᕕᒃᒥ ᑕᕆᐅᕐᒥᐅᑕᓕᕆᔨᒃᑯᑦ ᑲᔪᓯᓂᐊᕐᒪᑕ ᐱᓕᕆᖅᑲᑎᖅᑲᖅᓗᑎᒃ ᐅᑯᓂᖓ ᐃᒪᕐᒥᐅᑕᓕᕆᔩᑦ ᐊᓯᖏᑦ ᐊᐅᓚᓯᖅᑲᑕᐅᔪᑦ ᐃᑉᐱᒋᓗᒍ ᑕᒪᓐᓇ ᐊᐅᓚᓯᓂᖅ ᑭᖑᑉᐸᓐᓂᒃ ᓄᓇᕗᒻᒥ ᓄᓇᖅᑯᑎᑖᖑᓯᒪᔩᑦ ᓇᓛᓂ ᐊᒻᒪᓗ ᓄᓇᕕᒃᒥ ᐃᒪᕕᖓᑕ ᓇᓛᓂ ᒪᓕᒃᓯᐊᕐᓗᐊᕐᒪᖔᑕ ᑎᑎᕋᖅᓯᒪᓂᖏᓐᓂᒃ ᐅᑯᐊ *ᓄᓇᕗᒻᒥ ᓄᓇᖅᑯᑎᑖᕐᓂᕐᒧᑦ ᐊᖏᖅᑲᑎᒌᒍᑏᑦ* ᑎᑎᕋᖅᓯᒪᓂᖓ 5 ᐊᒻᒪᓗ *ᓄᓇᐳᒃᒥ ᐃᓄᐃᑦ ᓄᓇᖅᑯᑎᑖᕐᓂᕐᒧᑦ ᐊᖏᖅᑲᑎᒌᒍᑎᖏᑦ* ᑎᑎᕋᖅᓯᒪᓂᖓ 5.

ᐃᒡᕕᑦ ᐅᕝᕙᓘᓐᓃᑦ ᐱᓕᕆᔨᑎᑦ ᖃᓄᐃᑐᐃᓐᓇᖅ ᐊᐱᖅᑯᑎᖃᖅᑲᕈᓯ ᐱᑦᑐᑦ ᐃᓗᓕᖏᑦ ᐅᑯᐊ ᑎᑎᖅᑲᑦ, ᐊᐲ ᖃᐅᔨᒃᑲᕐᓂᐊᖅᐸᓯᐅᒃ ᐆᒪᔪᓕᕆᔨᕐᔪᐊᑦ ᐊᒻᒪᓗ ᓄᓇᕕᒃᒥ ᑕᕆᐅᕐᒥᐅᑕᓕᕆᔨᒃᑯᑦ ᐃᓯᒪᖅᓯᕐᓱᓯ.

ᐃᓚᓐᓄᑦ ᓱᓕᔪᒥᒃ,

	Josepi Padlayat
ᐱᓐ ᖁᕕᖅ	ᔫᓯᐱ ᐸᓪᓚᔮᑦ
ᐃᓯᕙᐅᑕᖅ	ᐃᓯᕙᐅᑕᖅ
ᓄᓇᕗᒻᒥ ᐆᒪᔪᓕᕆᔨᕐᔪᐊᑦ ᑲᑎᒪᔨᖏᑦ	ᓄᓇᕕᒃᒥ ᑕᕆᐅᕐᒥᐅᑕᓕᕆᔨᒃᑯᑦ ᑲᑎᒪᔨᖏᑦ

ᐱᖅᑲᑕᖅ: ᓖ ᐃᕙᓐᔅ, ᖁᕝᕙᓯᓐᓂᖅᓴᖅ ᐱᔭᕐᓂᒃ ᐊᐅᓚᓯᔨ, ᐃᒪᕐᒥᐅᑕᓕᕆᔩᑦ ᑲᓇᑕᒥ

Fisheries and Oceans Canada
Ecosystems and Oceans Science

Pêches et Océans Canada
Sciences des écosystèmes et des océans

Central and Arctic Region

Canadian Science Advisory Secretariat
Science Response 2020/014

UPDATE OF STOCK STATUS INDICATORS FOR NORTHERN SHRIMP, *PANDALUS BOREALIS,* AND STRIPED SHRIMP, *PANDALUS MONTAGUI,* IN THE WESTERN AND EASTERN ASSESSMENT ZONES, JANUARY 2020

Context

Fisheries and Oceans Canada (DFO) Resource Management has requested an update on the stock status of the two species of shrimp, Northern Shrimp (*Pandalus borealis*) and Striped Shrimp (*P. montagui*), in the Western Assessment Zone (WAZ) and Eastern Assessment Zone (EAZ). The last Zonal Peer Review (ZPR) for the WAZ and EAZ, which fully assessed the stock status, took place in February 2019 (DFO 2019). The full assessments and the updates follow the framework developed in 2007 for Northern Shrimp off Labrador and the northeastern coast of Newfoundland (DFO 2007a). The basis of this update is a series of previously reported fishery-independent surveys and fishery data, and new survey and catch data from the 2019/20 fishing season.

This Science Response Report results from the Science Response Process (SRP) of January 28, 2020 for the Northern and Striped Shrimp Update for the Eastern and Western Assessment Zones, and Striped Shrimp Update for Shrimp Fishing Area (SFA) 4.

Background

The EAZ and WAZ (Figure 1) were adopted in 2011 as the basis for assessing the status of shrimp in SFA 2 and SFA 3 (DFO 2011). The combined boundary of the EAZ and WAZ is equivalent to the combined areas of SFAs 2 and 3 (subsequently redefined as SFAs Davis Strait, Nunavut and Nunavik) and their corresponding Management Units (Figure 1) implemented in the 2013/14 fishing season.

Two exploitation rates are presented for each assessment zone and species because the total allowable catch (TAC) is not generally taken. Exploitation rate refers to the realized rate based on reported catch, while the potential rate is calculated as though the TAC had been fully taken.

In the EAZ, the first two years of survey data (2006–2007) are not considered comparable with the rest of the time series because of poor trawl performance and incomplete sampling coverage in the Resolution Island survey area. These years are not considered when assessing trends in the indices from the EAZ.

In 2014, the Central and Arctic Region reorganized the surveys conducted within the region. For shrimp, DFO stopped conducting the WAZ survey; since then, the area has been surveyed during the joint DFO-Northern Shrimp Research Foundation survey so that the WAZ, EAZ and SFA 4 (NAFO 2G) survey areas are all sampled with the same ship, gear and at the same time of year. While this resulted in restarting the time series in the WAZ, the future benefits to the assessment of shrimp outweighs this shortcoming. It should be noted that while all historical data are presented in this report, the two surveys are not directly comparable, as the surveys for the two zones were conducted with different ships, gear and at a different time of the year.

February 2020 (Erratum: February 2020)

Resource status in the EAZ was evaluated within a Precautionary Approach (PA) framework (DFO 2006). Reference points (RP) were based on the geometric mean of female spawning stock biomass (SSB) during a seemingly productive time period. The Limit Reference Point (LRP) is 30% of the mean and the Upper Stock Reference (USR) is 80% of the mean. RPs for SFA 2 were developed based on estimates from available surveys (2006-2008) at that time (DFO 2009) and implemented in the Integrated Fisheries Management Plan (IFMP; DFO 2007b). These RPs were subsequently used in the EAZ when stock areas changed. Currently, there are no RPs for the WAZ.

Buffered random sampling was applied to allocation of sampling stations within the depth strata (Kingsley et al. 2004).

Upper and lower confidence intervals used in biomass and exploitation rate calculations, were estimated by resampling statistics (bootstrapping; Bruce et al. 2000).

Analysis and Response

Update of Indicators

Eastern Assessment Zone – *P. borealis*

Fishery

The total catch of *P. borealis* in the EAZ reported in the Canadian Atlantic Quota Report (CAQR), as of 7 January 2020, was 4,687 t, which is 56% of the TAC (Table 1, Figure 2). The 2019/20 fishery runs until 31 March 2020, thus catch records should be considered preliminary for 2019/20.

Biomass

The fishable biomass index increased by 102.8% from 2018 to 2019 and is now at the highest level (95,138 t) since the time series began (Table 2, Figure 3a). The female SSB index showed an increase of 74.0% and is currently at the second highest level (57,143 t) (Table 2, Figure 3b).

Exploitation

The reported exploitation rate (ER) index for 2019/20, as of 7January 2020, was 4.9% (Figure 4a). Since the fishery was still open at the time of the meeting, the reported ER may be higher at the end of the season. Should the entire TAC be taken this fishing season, the potential ER index for 2019/20 would be 8.8% (Figure 4b). The long term average of the potential ER is 15.4%, which is near the base target ER of 15% in the Healthy Zone for the EAZ (DFO 2018).

Current Outlook

The female SSB index for *P. borealis* in the EAZ is well within the Healthy Zone of the PA Framework (Figure 5).

Eastern Assessment Zone – *P. montagui*

Fishery

The total catch of *P. montagui* in the EAZ, as of 7 January 2020, was about 113 t (Table 1, Figure 6) and has been declining since 2001. The 2019/20 fishery runs until 31 March 2020, thus catch records are preliminary for 2019/20.

Biomass

Biomass indices for *P. montagui* in the EAZ have oscillated around the long term mean, with the exception of a particularly high biomass reported in 2012 (Figure 7). Both the fishable biomass and the female SSB indices decreased in 2019 to 8,503 t and 4,415 t, respectively, and were below the long term mean (Table 3, Figure 7a,b).

Exploitation

The reported ER index for 2019/20 was very low, 1.0%, due to low catches reported in the CAQR as of 7 January 2020 (Figure 8a). The potential ER index for this stock would be 9.9% if the entire TAC is taken (Figure 8b).

Current Outlook

The female SSB index in the EAZ has declined in 2019 placing the stock in the Cautious Zone (Figure 9). Given the wide fluctuations in biomass indices for *P. montagui* observed in the past (e.g., between years 2011, 2012 and 2013, and also last year) the status of this resource is considered uncertain.

Western Assessment Zone – *P. borealis*

While all survey years are presented, only the last six years of survey data can be considered in the WAZ assessment because of the change in the surveys, resulting in the start of a new time series.

Fishery

As of 7 January 2020, the CAQR records show that about 620 t, which equals to 19.6% of the TAC, have been taken (Table 1, Figure 10).

Biomass

The fishable biomass and female SSB indices decreased from 2018 to 2019 by 3.4% and 8.1%, respectively (Table 4, Figure 11a,b). The fishable biomass index in 2019 was 20,378 t, which was in the close proximity of the time series mean. The female SSB index was 11,845 t, which was above the time series mean.

Exploitation

The reported ER index for 2019/20 was relatively low, 3.4%, due to low catches reported in the CAQR as of 7 January 2020 (Figure 12a). As a consequence of the decline in the fishable biomass in 2019, the potential ER index has increased to about 15.5% (Figure 12b).

Current Outlook

Currently, there is no PA framework for *P. borealis* in the WAZ. The establishment of reference points for this resource is planned for 2020, to be implemented in 2021 stock assessment. Historical records show that the TAC for this stock has rarely been fully taken.

Western Assessment Zone – *P. montagui*

While all survey years are presented, only the last six years of survey data can be considered in the WAZ assessment because of the change in the surveys, resulting in the start of a new time series.

Fishery

The total catch of *P. montagui* was 6,884 t, which is 57.5% of the TAC as per 7 January 2020 CAQR (Table 1, Figure 13). The 2019/20 fishery runs until 31 March 2020 thus catch records should be considered preliminary for the 2019/20 season.

Biomass

The fishable biomass index decreased by 19.5%[1] from 2018 to 2019, with 64,268 t observed in 2019 (Table 5, Figure 14a), which was above the time series mean. A more pronounced biomass decrease (37.2%) was observed for the female SSB index, with 29,079 t estimated in 2019, which was in the close proximity of the time series mean (Figure 14b).

Exploitation

Along with decreasing fishable biomass, the reported ER index in 2019/20 increased to 11.3% (Figure 15a). If the entire TAC was taken the potential ER index would be 18.6% (Figure15b).

Current Outlook

Currently, there is no PA framework for *P. montagui* in the WAZ. The establishment of reference points for this resource is planned for 2020, to be implemented in 2021 stock assessment. Historical records show that the TAC for this stock has often been nearly fully taken. With the recently increased TAC it is unlikely that it will be fully taken in 2019.

Conclusions

Eastern Assessment Zone (EAZ)

Pandalus borealis

- Currently, the *Pandalus borealis* resource is in the Healthy Zone of the Precautionary Approach Framework.
- In 2019, the fishable biomass and female spawning stock biomass indices recorded relatively large increases; the fishable biomass is at the highest level while the female spawning stock biomass is at the second highest level since the time series began.
- The potential Exploitation Rate (ER) index for 2019/20 is 8.8%. That is below both the long term mean of the potential ER (15.4%) and the base target ER of 15% in the Healthy Zone for the EAZ.

Pandalus montagui

- *Pandalus montagui* biomass indices have fluctuated widely in the past, adding to the uncertainty about the status of the stock in the EAZ.
- Following this year’s decrease in the biomass, the *Pandalus montagui* resource is currently in the Cautious Zone of the Precautionary Approach Framework.

---

[1] Erratum February 2020 – 17.5% now reads 19.5%

- The potential exploitation rate index if the entire TAC is taken in 2019/20 would be 9.9%.

Western Assessment Zone (WAZ)

Pandalus borealis

- The status of the stock is currently uncertain, as there is no Precautionary Approach Framework for *Pandalus borealis* in the WAZ.
- Both the fishable biomass and female spawning stock biomass indices declined slightly from 2018 to 2019.
- The reported exploitation rate index for 2019/20 is 3.4%. The current TAC equates to a potential exploitation rate index of 15.5%.

Pandalus montagui

- The status of the stock is currently uncertain, as there is no Precautionary Approach Framework for *Pandalus montagui* in the WAZ.
- Both the fishable biomass and female spawning stock biomass indices decreased from 2018 to 2019.
- The reported exploitation rate index for 2019/20 is 11.3%; the potential exploitation rate index for 2019/20 is 18.6%.

Contributors

- Wojciech Walkusz, DFO Science, Central and Arctic Region
- Sheila Atchison, DFO Science, Central and Arctic Region
- Chantelle Sawatzky, DFO Science, Central and Arctic Region
- Katherine Skanes, DFO Science, Newfoundland and Labrador Region
- Krista Baker, DFO Science, Newfoundland and Labrador Region
- Will Coffey, DFO Science, Newfoundland and Labrador Region
- Erika Parrill, DFO Centre for Science Advice, Newfoundland and Labrador Region
- Martin Henri, DFO Resource Management, Newfoundland and Labrador Region
- Courtney D’Aoust, DFO Resource Management, National Capital Region
- Brittany Beauchamp, DFO Fish Population Science, National Capital Region

Approved by

Sen Wang, Regional Director of Science, Central and Arctic Region

Lianne Postma, A/Division Manager, Arctic Aquatic Research Division, Central and Arctic Region

(Approved January 30, 2020)

(Erratum: February 19, 2020)

Sources of Information

Bruce, P., Simon, J.L., and Oswald, T. 2000. Resampling Stats User's Guide. Resampling Stats, Inc. Arlington, VA. 127 p.

DFO. 2006. A Harvest Strategy Compliant with the Precautionary Approach. DFO Can. Sci. Advis. Sec. Sci. Advis. Rep. 2006/023.

DFO. 2007a. Assessment Framework for Northern Shrimp (*Pandalus borealis*) off Labrador and the northeastern coast of Newfoundland; 28-30 May 2007. DFO Can. Sci. Advis. Sec. Proceed. Ser. 2007/034.

DFO. 2007b. Integrated Fisheries Management Plan: Northern Shrimp - Shrimp Fishing Areas (SFAs) 0-7 and the Flemish Cap.

DFO. 2008. Assessment of Northern Shrimp (*Pandalus borealis*) and Striped Shrimp (*Pandalus montagui*) in shrimp fishing areas 0, 2 and 3. DFO Can. Sci. Advis. Sec. Sci. Advis. Rep. 2008/018.

DFO. 2009. Proceedings of the Precautionary Approach Workshop on Shrimp and Prawn Stocks and Fisheries; November 26-27, 2008. DFO Can. Sci. Advis. Sec. Proceed. Ser. 2008/031.

DFO. 2010. Assessment of Northern Shrimp (*Pandalus borealis*) in SFA 0, 2, 3 and Striped Shrimp (*Pandalus montagui*) in SFA 2, 3 and 4 west of 63°W. DFO Can. Sci. Advis. Sec. Sci. Advis. Rep. 2010/024.

DFO. 2011. Assessment of Northern Shrimp (*Pandalus borealis*) and Striped Shrimp (*Pandalus montagui*) in Western and Eastern assessment zones (SFA 2 and 3). DFO Can. Sci. Advis. Sec. Sci. Advis. Rep. 2011/010.

DFO. 2012. Monitoring update for Northern Shrimp (*Pandalus borealis*) and Striped Shrimp (*Pandalus montagui*) in the western and eastern assessment zones (SFA 2 and 3). DFO Can. Sci. Advis. Sec. Sci. Resp. 2012/001.

DFO. 2013. Assessment of Northern Shrimp (*Pandalus borealis*) and Striped Shrimp (*Pandalus montagui*) in the eastern and western assessment zones (Shrimp Fishing Areas 2 and 3). DFO Can. Sci. Advis. Sec. Sci. Advis. Rep. 2013/031.

DFO. 2014. Update of stock status indicators for Northern Shrimp, *Pandalus borealis*, and Striped Shrimp, *Pandalus montagui,* in the western and eastern assessment zones. DFO Can. Sci. Advis. Sec. Sci. Resp. 2014/003.

DFO. 2015. 2015 Assessment of Northern Shrimp, *Pandalus borealis,* and Striped Shrimp, *Pandalus montagui,* in the eastern and western assessment zones. DFO Can. Sci. Advis. Sec. Sci. Advis. Rep. 2015/017.

DFO. 2016. Update of stock status indicators for Northern Shrimp, Pandalus borealis, and Striped Shrimp, *Pandalus montagui*, in the Western and Eastern Assessment Zones for 2016. DFO Can. Sci. Advis. Sec. Sci. Resp. 2016/006.

DFO. 2017. Assessment of Northern Shrimp, *Pandalus borealis*, and Striped Shrimp, Pandalus montagui, in the Eastern and Western Assessment Zones, February 2017. DFO Can. Sci. Advis. Sec. Sci. Advis. Rep. 2017/010. (Erratum: April 2017)

DFO. 2018. Integrated Fisheries Management Plan: Northern shrimp and striped shrimp – Shrimp fishing areas 0, 1, 4-7, the Eastern and Western Assessment Zones and North Atlantic Fisheries Organization (NAFO) Division 3M.

DFO. 2019. Assessment of Northern Shrimp, *Pandalus borealis*, and Striped Shrimp, *Pandalus montagui*, in the Eastern and Western Assessment Zones, February 2019. DFO Can. Sci. Advis. Sec. Sci. Advis. Rep. 2019/011.

Kingsley, M.C.S., Kanneworff, P., and Carlsson, D.M. 2004. Buffered random sampling: a sequential inhibited spatial point process applied to sampling in a trawl survey for northern shrimp *Pandalus borealis* in west Greenland waters. ICES Journal of Marine Science 61:12-24.

Siferd, T.D. 2014. An Assessment of Northern Shrimp and Striped Shrimp in the Eastern Assessment Zone and Western Assessment Zone (Shrimp Fishing Areas 2 and 3). DFO Can. Sci. Advis. Sec. Res. Doc. 2014/028. vi + 63 p.

Siferd, T.D. 2015. 2015 Assessment of Northern Shrimp *(Pandalus borealis)* and Striped Shrimp *(Pandalus montagui)* in the Eastern and Western Assessment Zones (SFAs Nunavut, Nunavik and Davis Strait). DFO Can. Sci. Advis. Sec. Res. Doc. 2015/010. v + 70 p.

Appendix 1. Tables

Table 1. Nominal reported catches (t) for the Eastern Assessment Zone and Western Assessment Zone for Pandalus borealis *and* P. montagui*.*

Year	**Eastern Assessment Zone**		**Western Assessment Zone**	
	P. borealis	***P. montagui***	***P. borealis***	***P. montagui***
2019*	4687	113	620	6884
2018	6198	234	1307	5531
2017	6488	233	918	5609
2016	6667	358	643	5660
2015	4816	59	353	4616
2014	4972	401	847	5836
2013	6793	1075	973	4775
2012	5555	1173	13	1105
2011	7687	135	0	857
2010	6908	483	57	345
2009	5159	564	0	0
2008	5184	808	0	0
2007	6359	1832	0	0
2006	6028	925	0	0
2005	6387	1427	-	0
2004	5842	2301	-	0
2003	5617	1217	-	0
2002	5695	3081	-	0
2001	6275	3867	-	0
2000	5718	4238	-	0
1999	5465	3780	-	0
1998	5372	3360	-	0
1997	5870	3050	-	0
1996	33467	3058	-	0
1995	2489	3192	-	0
1994	456	154	-	0
1993	68	0	-	0
1992	1210	1	-	0
1991	1150	623	-	0
1990	1634	174	-	5
1989	3133	1265	-	10
1988	2873	603	-	13
1987	0	0	-	0

Table 1. continued

Year	**Eastern Assessment Zone**		**Western Assessment Zone**	
	P. borealis	***P. montagui***	***P. borealis***	***P. montagui***
1986	50	483	-	0
1985	0	0	-	0
1984	0	0	-	0
1983	21	0	-	0
1982	46	0	-	0
1981	1	9	-	2
1980	487	103	-	3
1979	1	58	-	25

** Catch based on CAQR as of 7 January 2020. Since the fishery is still open the catch is preliminary for 2019.*

Table 2. Fishable and female spawning stock biomass estimates for Pandalus borealis *in the Eastern Assessment Zone for the 2006-2019 surveys. LCL and UCL are the lower and upper 95% confidence limits. Year over year (YOY) change indicates the relative change in comparison to the previous year.*

Year	**Biomass**	**YOY change (%)**	**Weight (tonne)**		
			Mean	**LCL**	**UCL**
2019	Fishable	102.8	95138	48333	146788
2018	Fishable	19.6	46900	36344	58928
2017	Fishable	-40.2	39198	30225	48907
2016	Fishable	-17.0	65570	42137	93569
2015	Fishable	56.5	78984	50852	106962
2014	Fishable	1.5	50458	38914	62340
2013	Fishable	-17.9	49697	38427	60631
2012	Fishable	-22.9	60534	43074	79960
2011	Fishable	10.5	78530	23900	135037
2010	Fishable	-9.8	71065	40234	108703
2009	Fishable	54.3	78755	48850	110115
2008	Fishable	17.9	51053	37117	66708
2007	Fishable	32.0	43306	31015	58346
2006	Fishable	-	32816	21969	44152
2019	Female SS	74.0	57143	28420	87654
2018	Female SS	32.4	32842	23548	44126
2017	Female SS	-28.8	24800	19888	30252
2016	Female SS	-42.8	34827	24220	46979
2015	Female SS	78.7	60869	33379	88386
2014	Female SS	6.3	34069	25157	43000
2013	Female SS	-22.2	32049	26762	37607
2012	Female SS	-13.8	41190	29498	54383
2011	Female SS	9.1	47807	13470	82926
2010	Female SS	12.7	43800	19025	79665
2009	Female SS	40.5	38856	23122	56820
2008	Female SS	-0.2	27653	22507	39368
2007	Female SS	64.8	27698	19249	39007
2006	Female SS	-	16805	10523	23026

Table 3. Fishable and female spawning stock biomass estimates for Pandalus montagui *in the Eastern Assessment Zone for the 2006-2019 surveys. LCL and UCL are the lower and upper 95% confidence limits. Year over year (YOY) change indicates the relative change in comparison to the previous year.*

Year	Biomass	YOY change (%)	Weight (tonne)		
			Mean	LCL	UCL
2019	Fishable	-59.3	8503	3930	13948
2018	Fishable	-16.3	20895	12617	29450
2017	Fishable	81.0	24957	17246	32311
2016	Fishable	124.7	13792	6452	21126
2015	Fishable	-63.0	6137	3445	8629
2014	Fishable	371.0	16600	11203	22084
2013	Fishable	-87.8	3524	1738	6208
2012	Fishable	272.7	28845	8582	48946
2011	Fishable	4.3	7740	2871	14285
2010	Fishable	-52.7	7423	5714	9290
2009	Fishable	6.9	15679	6190	29774
2008	Fishable	203.8	14667	7287	21973
2007	Fishable	81.0	4828	3389	6673
2006	Fishable	-	2667	210	5122
2019	Female SS	-68.0	4415	1742	7275
2018	Female SS	-19.8	13806	9362	20052
2017	Female SS	64.4	16537	9866	23250
2016	Female SS	159.4	10056	2986	17280
2015	Female SS	-69.5	3877	2085	5452
2014	Female SS	357.1	12696	8834	16622
2013	Female SS	-88.2	2778	1301	4949
2012	Female SS	653.8	23552	6218	40985
2011	Female SS	-46.3	3124	1599	4721
2010	Female SS	-33.7	5819	4509	7136
2009	Female SS	-17.7	8776	4205	13955
2008	Female SS	440.9	10660	4269	17047
2007	Female SS	-7.7	1971	903	3490
2006	Female SS	-	2134	50	4219

Table 4. Fishable and female spawning stock biomass estimates for Pandalus borealis *in the Western Assessment Zone. Year over year (YOY) change indicates the relative change in comparison to the previous year. Note 2014 represents a start of the new time series and values are not directly comparable to previous years. LCL and UCL are the lower and upper 95% confidence limits.*

Year	Biomass	YOY change (%)	Weight (tonnes)		
			Mean	LCL	UCL
2019	Fishable	-3.4	20378	12852	29080
2018	Fishable	101.0	21088	12627	33452
2017	Fishable	-20.0	10487	5073	17185
2016	Fishable	-54.0	13116	7867	18868
2015	Fishable	31.4	28532	18531	39501
2014	Fishable	-1.3	21713	14353	31046
2013	Fishable	11.7	21999	15906	28518
2011	Fishable	26.7	19692	12468	27961
2009	Fishable	6.4	15544	7613	25529
2007	Fishable	-	14615	4907	28872
2019	Female SS	-8.1	11845	7529	16299
2018	Female SS	147.0	12884	7121	19203
2017	Female SS	-34.9	5216	3045	7676
2016	Female SS	-45.5	8015	4780	11590
2015	Female SS	19.5	14710	9270	20379
2014	Female SS	25.8	12309	8792	16398
2013	Female SS	53.5	9785	7106	12829
2011	Female SS	66.1	6377	4182	8909
2009	Female SS	18.8	3840	1154	7479
2007	Female SS	-	3231	1687	5361

Table 5. Fishable and female spawning stock biomass estimates for Pandalus montagui *in the Western Assessment Zone. Year over year (YOY) change indicates the relative change in comparison to the previous year. Note 2014 represents a start of the new time series and values are not directly comparable to previous years. LCL and UCL are the lower and upper 95% confidence limits.*

Year	Biomass	YOY change (%)	Weight (tonnes)		
			Mean	LCL	UCL
2019	Fishable	-19.5	64268	29711	112173
2018	Fishable	77.7	79835	34057	132111
2017	Fishable	41.6	44915	29179	63381
2016	Fishable	-42.5	31724	19507	44908
2015	Fishable	-28.4	55194	35769	76429
2014	Fishable	68.9	77078	44854	111562
2013	Fishable	-36.2	45647	32899	59438
2011	Fishable	53.3	71558	40264	108612
2009	Fishable	-13.6	46673	25756	73342
2007	Fishable	-	54044	17007	99461
2019	Female SS	-39.2	29079	14930	45581
2018	Female SS	57.8	47834	19926	81534
2017	Female SS	62.1	30305	18830	43434
2016	Female SS	-31.6	18691	11090	27334
2015	Female SS	-29.7	27324	18282	37041
2014	Female SS	44.2	38875	23553	55849
2013	Female SS	-17.2	26955	18616	35736
2011	Female SS	80.8	32549	20296	46119
2009	Female SS	-6.6	17999	9775	28160
2007	Female SS	-	19277	5668	36606

Appendix 2. Figures

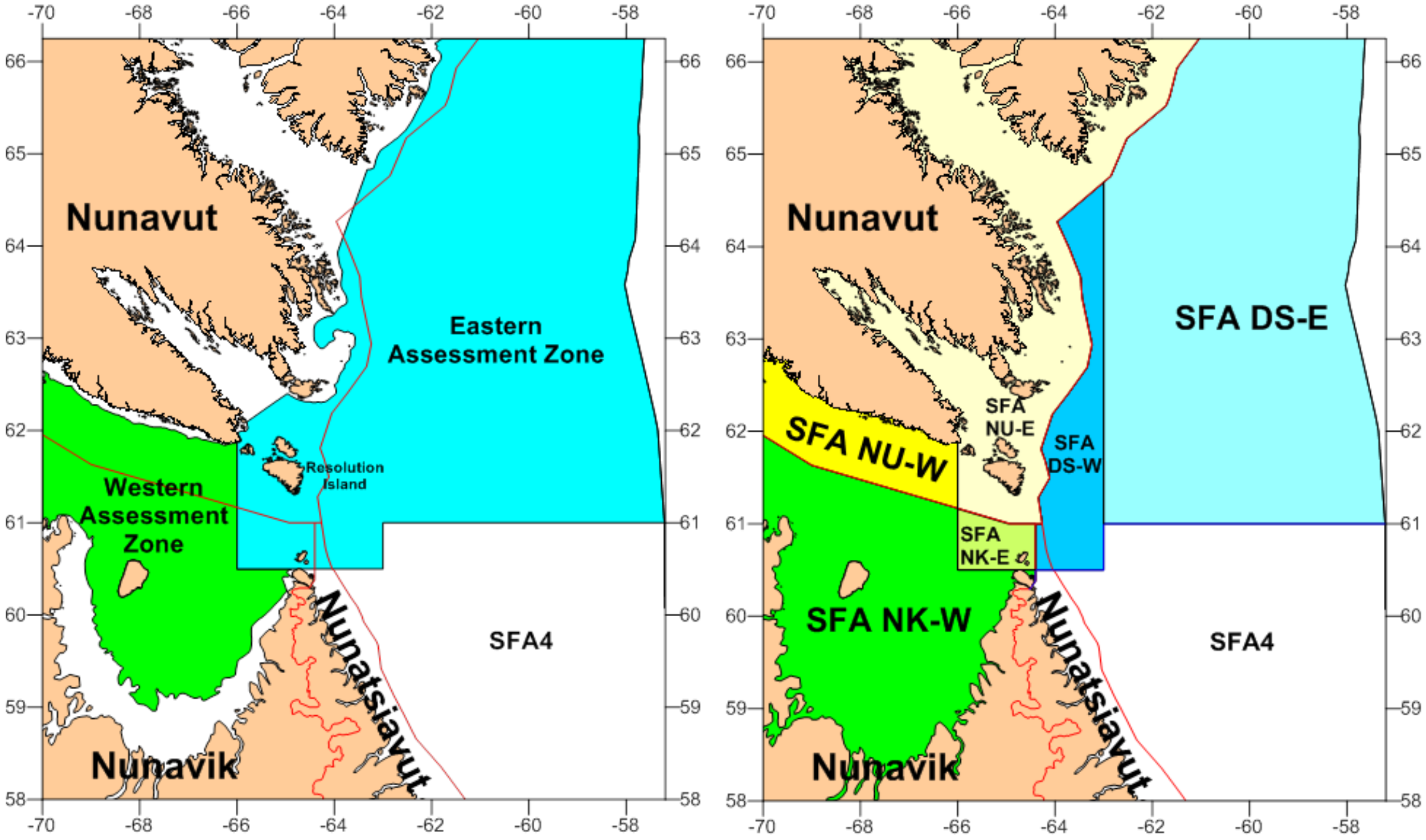
Nunavut
Eastern Assessment Zone
Resolution Island
Western Assessment Zone
Nunavik
Nunatsiavut
SFA4
SFA DS-E
SFA NU-W
SFA NU-E
SFA DS-W
SFA NK-E
SFA NK-W
-70
-68
-66
-64
-62
-60
-58
66
65
64
63
62
61
60
59
58

Figure 1. Location of the Western and Eastern assessment zones (left panel) and corresponding Shrimp Fishing Area (SFA) management units (right panel). Boundaries of the Nunavut (NU), Nunavik (NK) and Nunatsiavut Land Claims Areas are identified with red lines. Abbreviations for Davis Strait (DS), East (E) and West (W) are used.

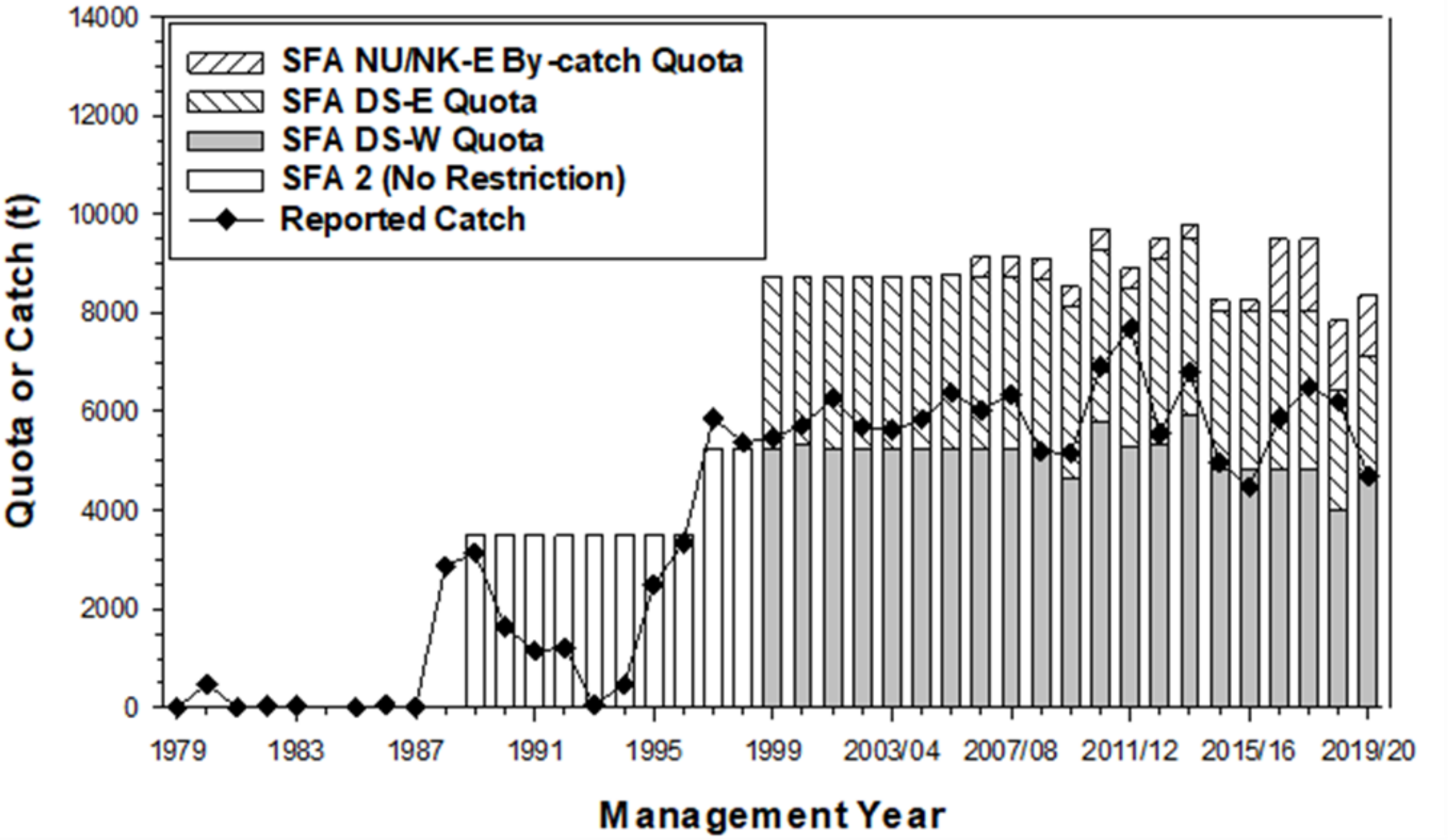

Figure 2. Eastern Assessment Zone Pandalus borealis TAC and catch recorded in the CAQR. Catch based on CAQR as of January 7, 2020; since fishery is still open the catch is not complete for 2019/20. Quota for 1999-2012/13 renamed to correspond to new management areas.

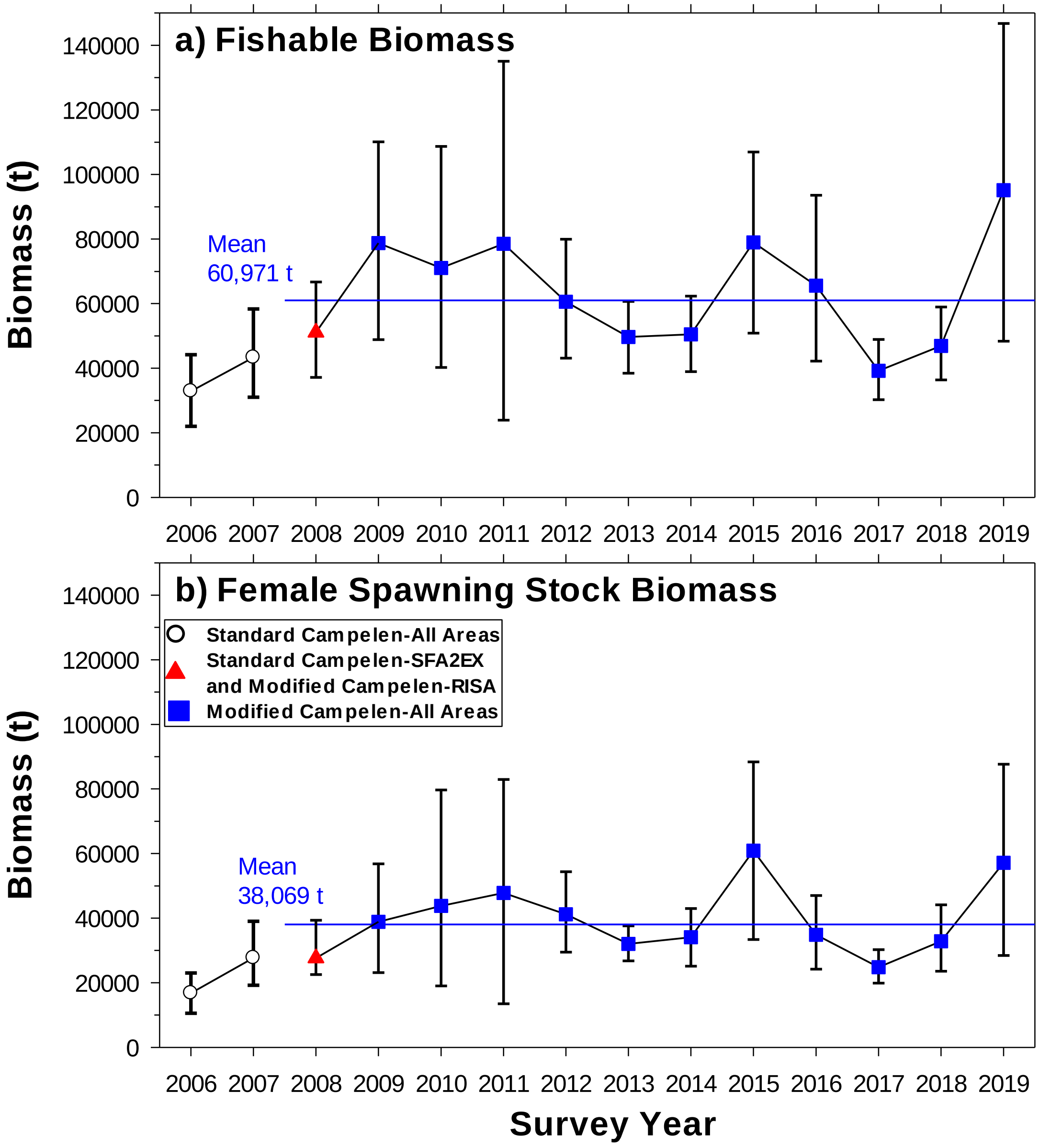

Figure 3. Eastern Assessment Zone Pandalus borealis a) fishable and b) female spawning stock biomass indices for the survey years 2006-2019. Error bars are 95% confidence ranges.

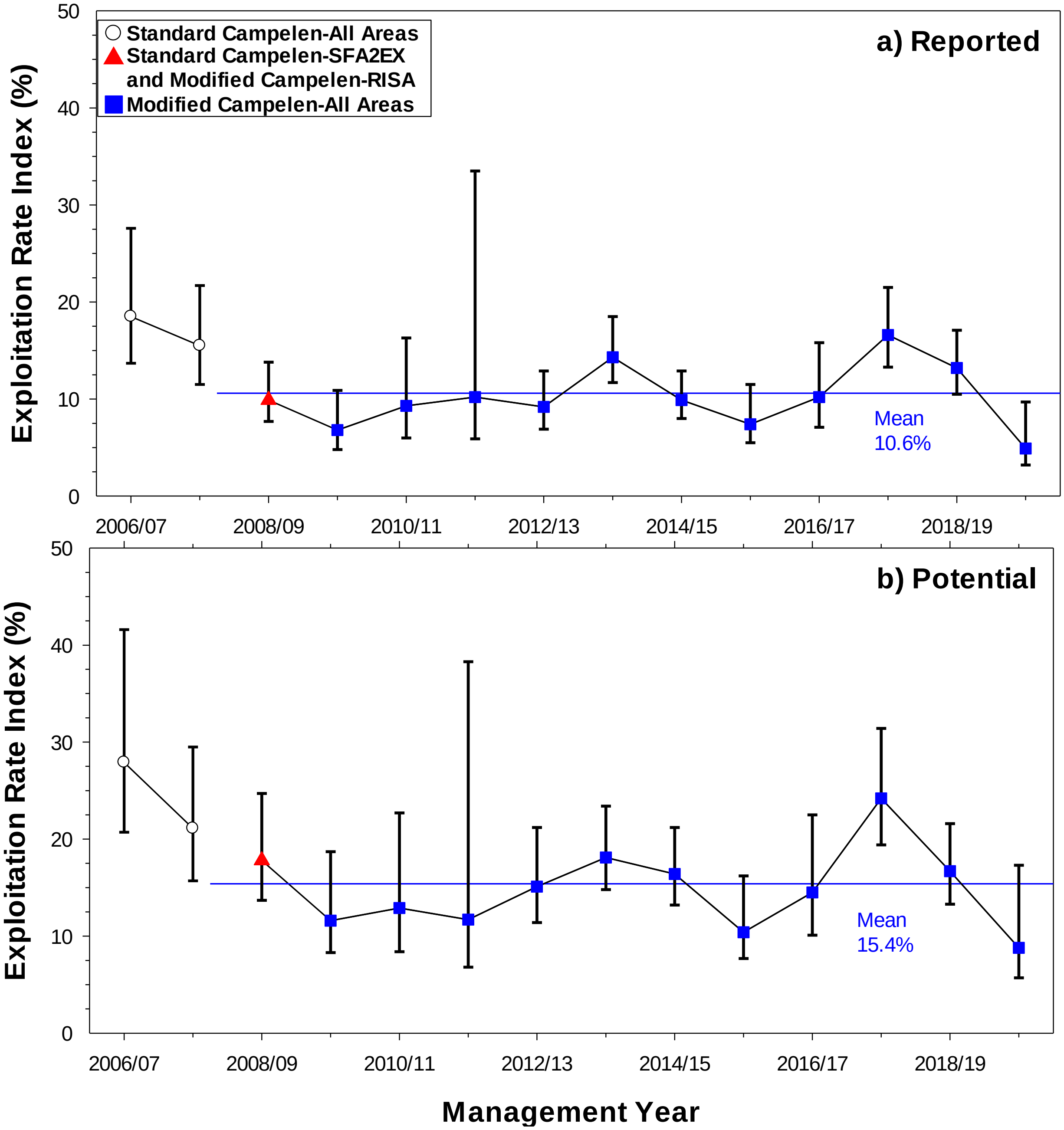

Figure 4. Eastern Assessment Zone Pandalus borealis a) reported and b) potential exploitation rate indices for the period of 2006/07-2019/20. Error bars are 95% confidence ranges.

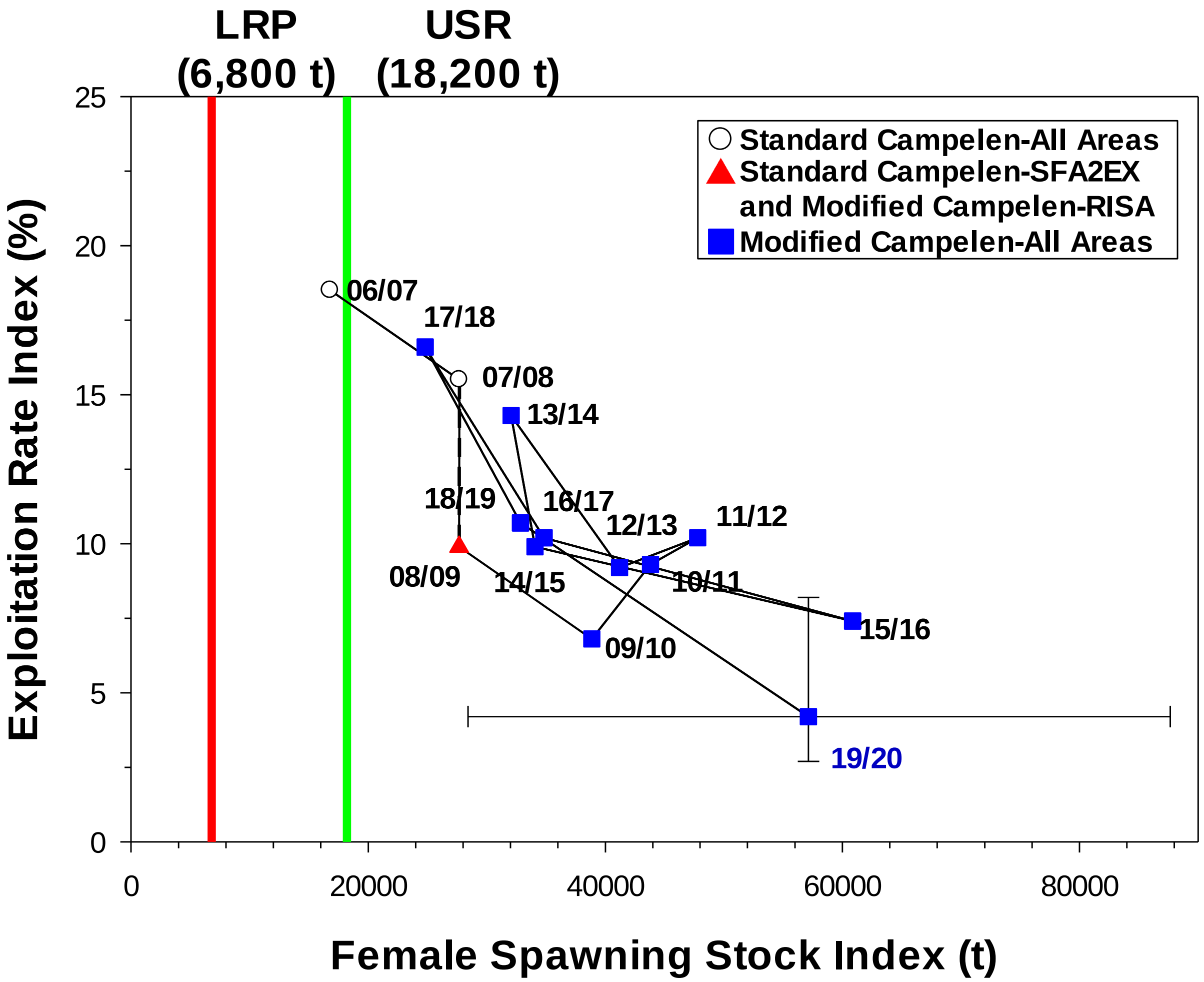

Figure 5. Eastern Assessment Zone trajectory of Pandalus borealis female spawning stock biomass and exploitation rate indices in relation to reference points. USR=Upper Stock Reference and LRP=Limit Reference Point. Error bars are 95% confidence ranges.

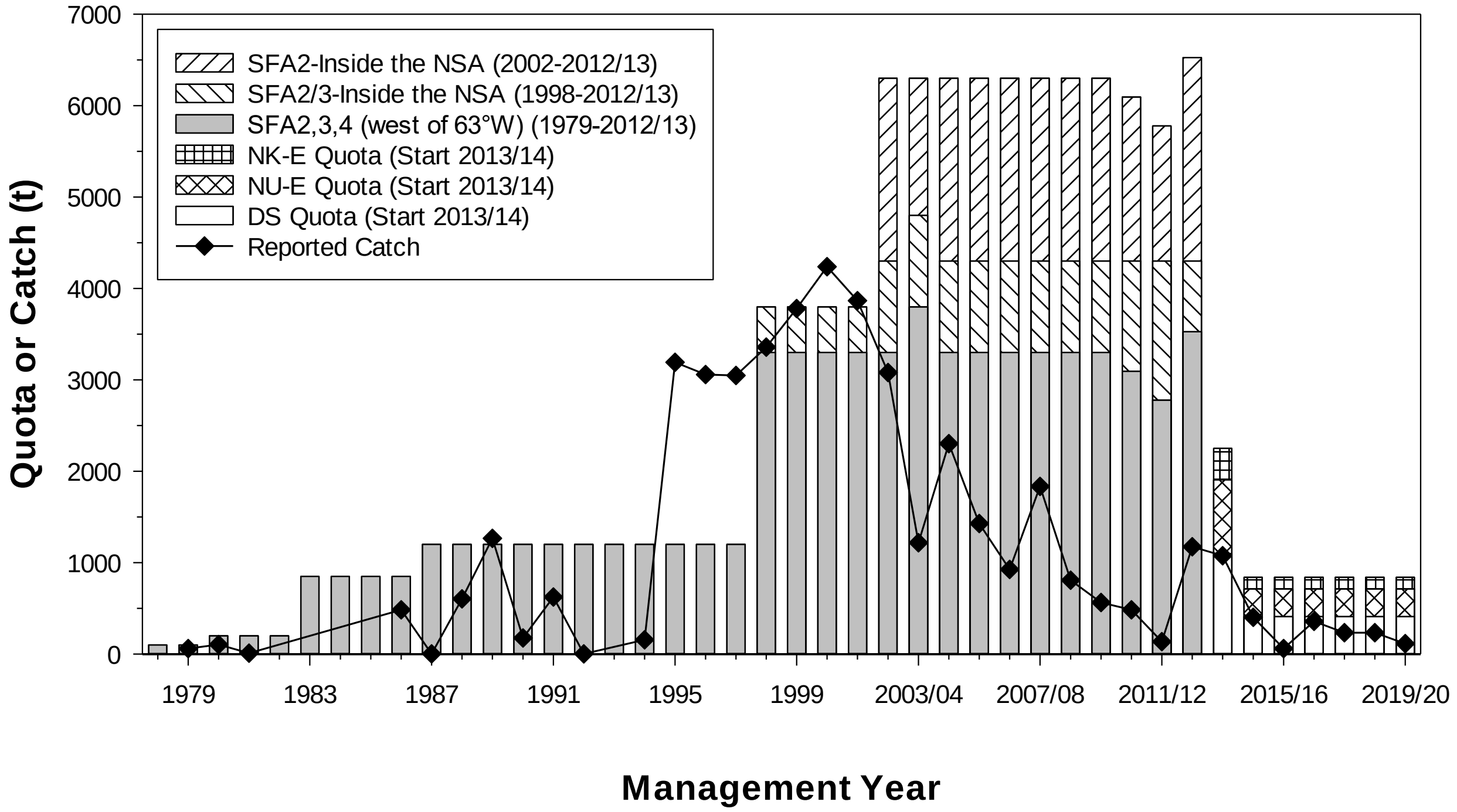

Figure 6. Eastern Assessment Zone Pandalus montagui TAC and catch recorded in the CAQR. Catch based on CAQR as of January 7, 2020. Since fishery is still open the catch is not complete for 2019/20. New management units were implemented for the 2013/14 season.

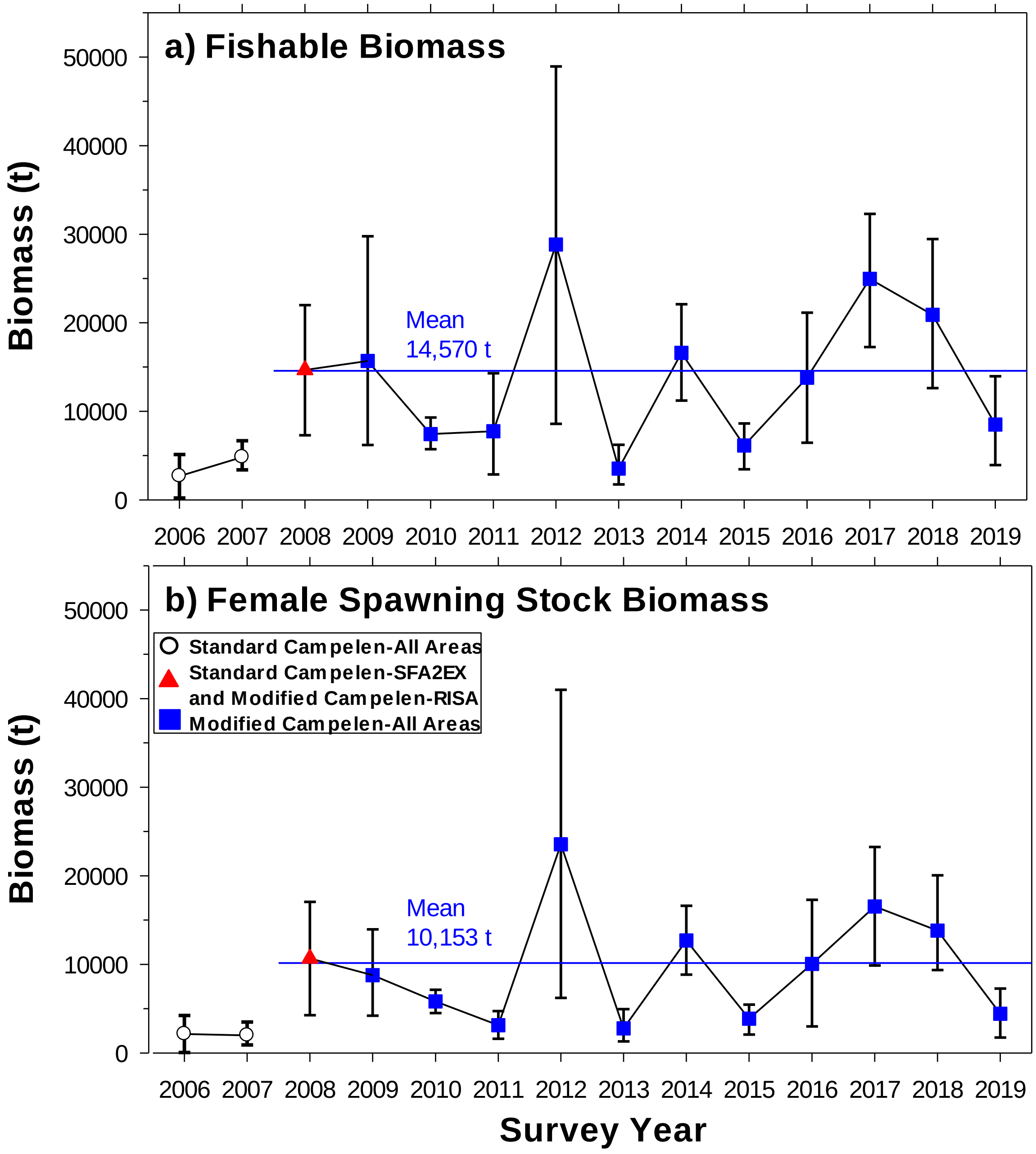

Figure 7. Eastern Assessment Zone Pandalus montagui a) fishable and b) female spawning stock biomass indices for the survey years 2006-2019. Error bars are 95% confidence ranges.

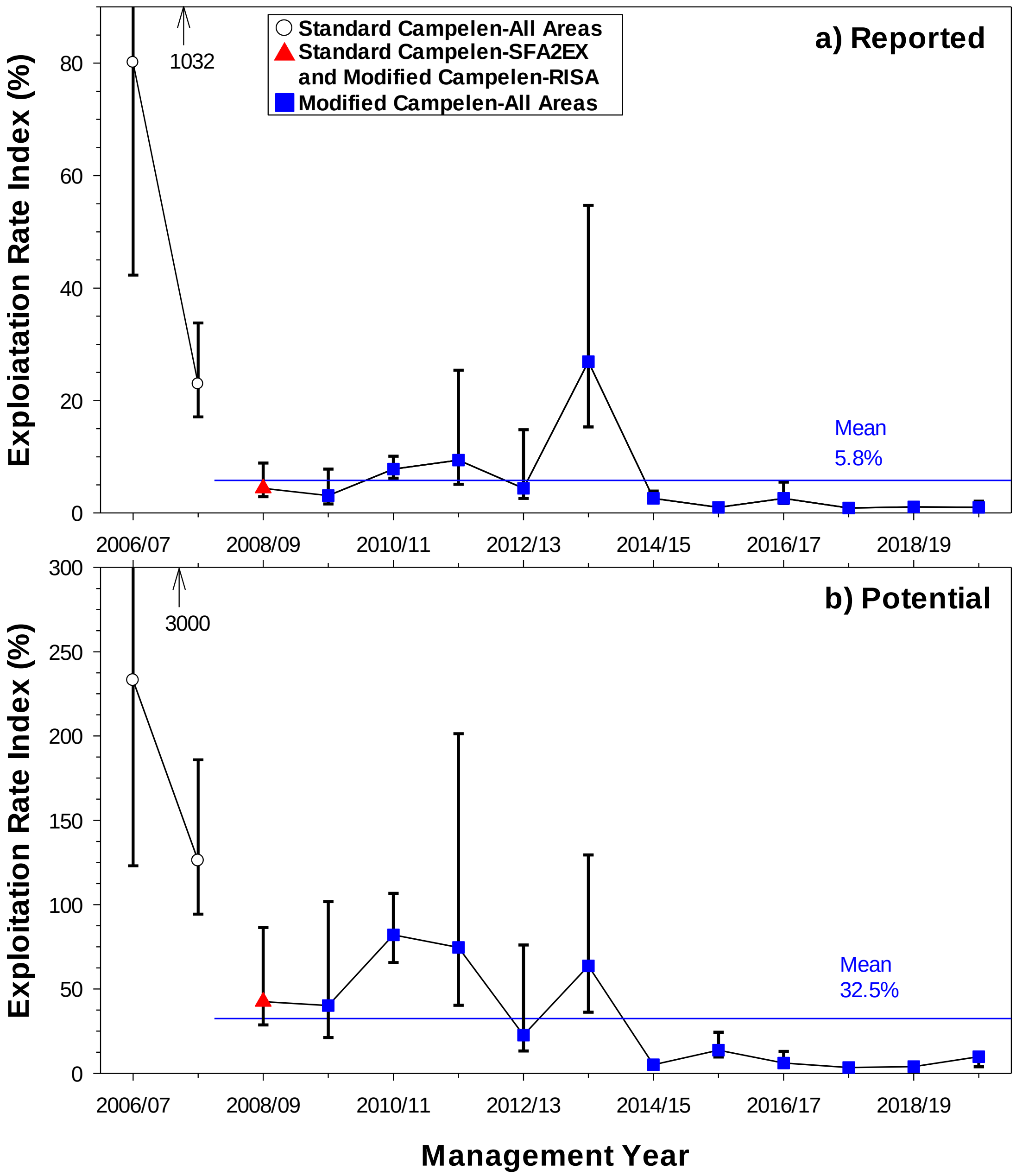

Figure 8. Eastern Assessment Zone Pandalus montagui a) reported and b) potential exploitation rate indices for 2006/07-2019/20. Error bars are 95% confidence ranges.

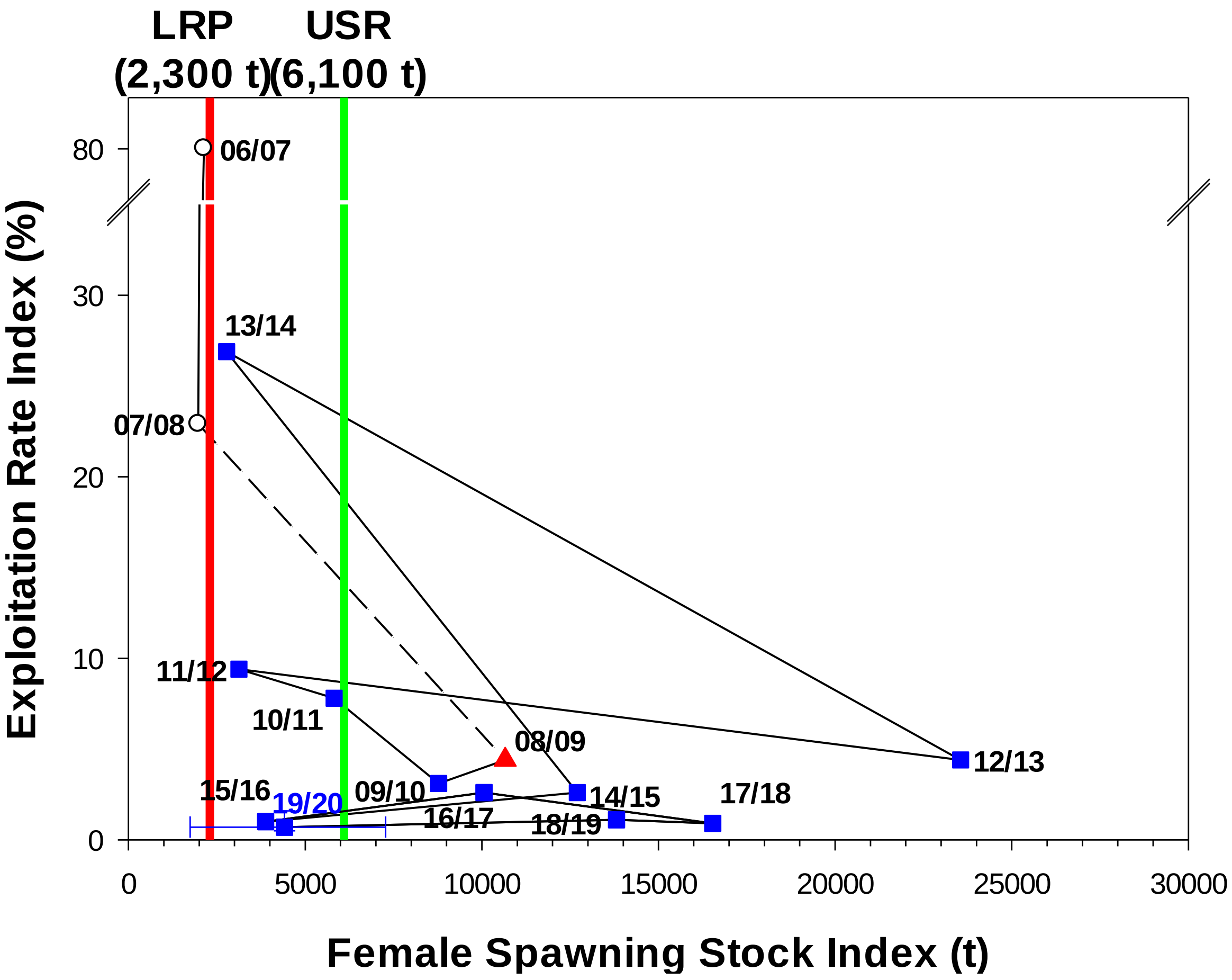

Figure 9. Eastern Assessment Zone trajectory of Pandalus montagui female spawning stock biomass and exploitation rate indices in relation to reference points. USR=Upper Stock Reference and LRP=Limit Reference Point.

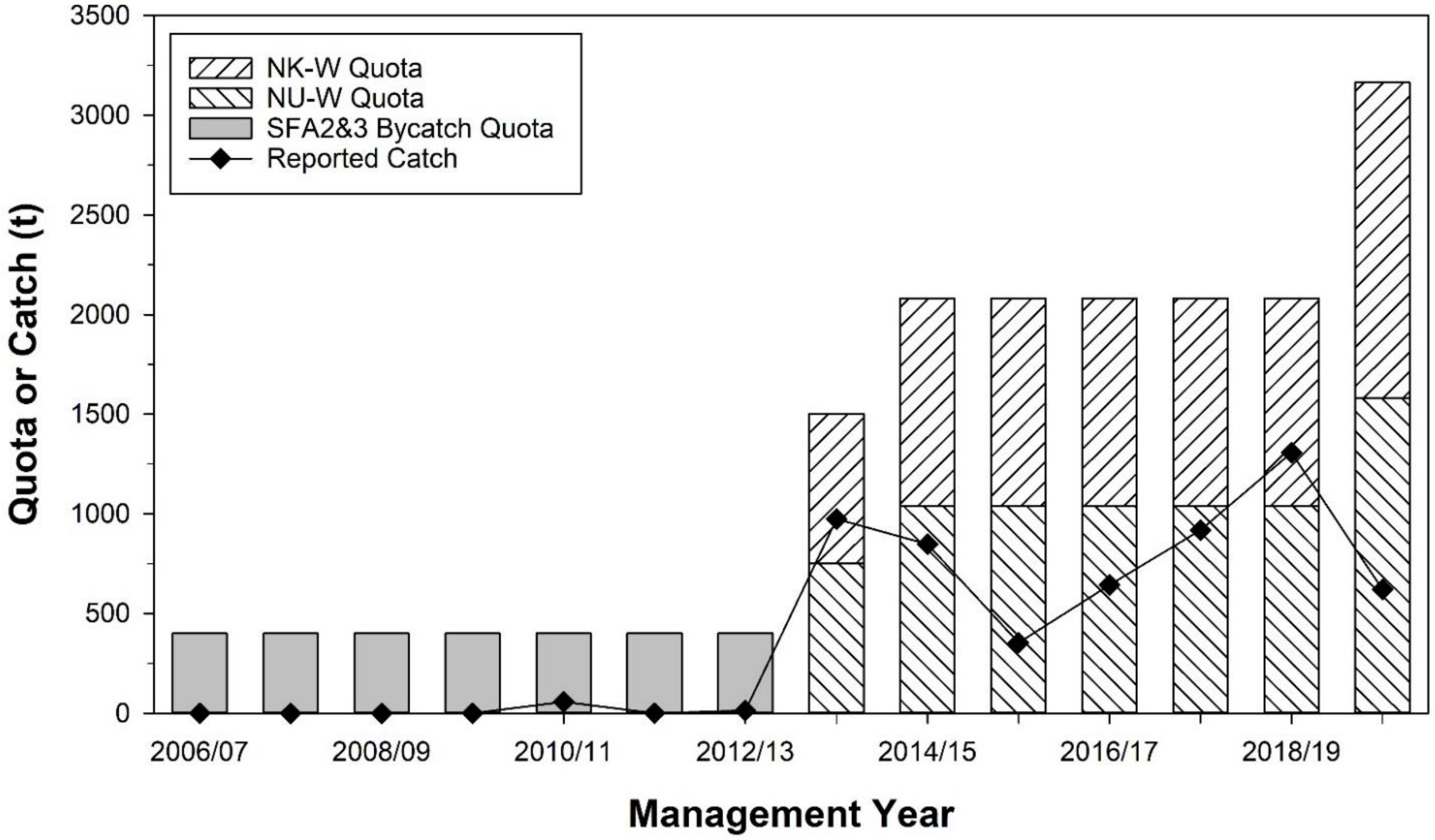

Figure 10. Western Assessment Zone Pandalus borealis TAC and catch recorded in the CAQR. Catch based on CAQR as of January 7, 2020; since the fishery is still open the catch is not complete for 2019/20. New management units were implemented for the 2013/14 season.

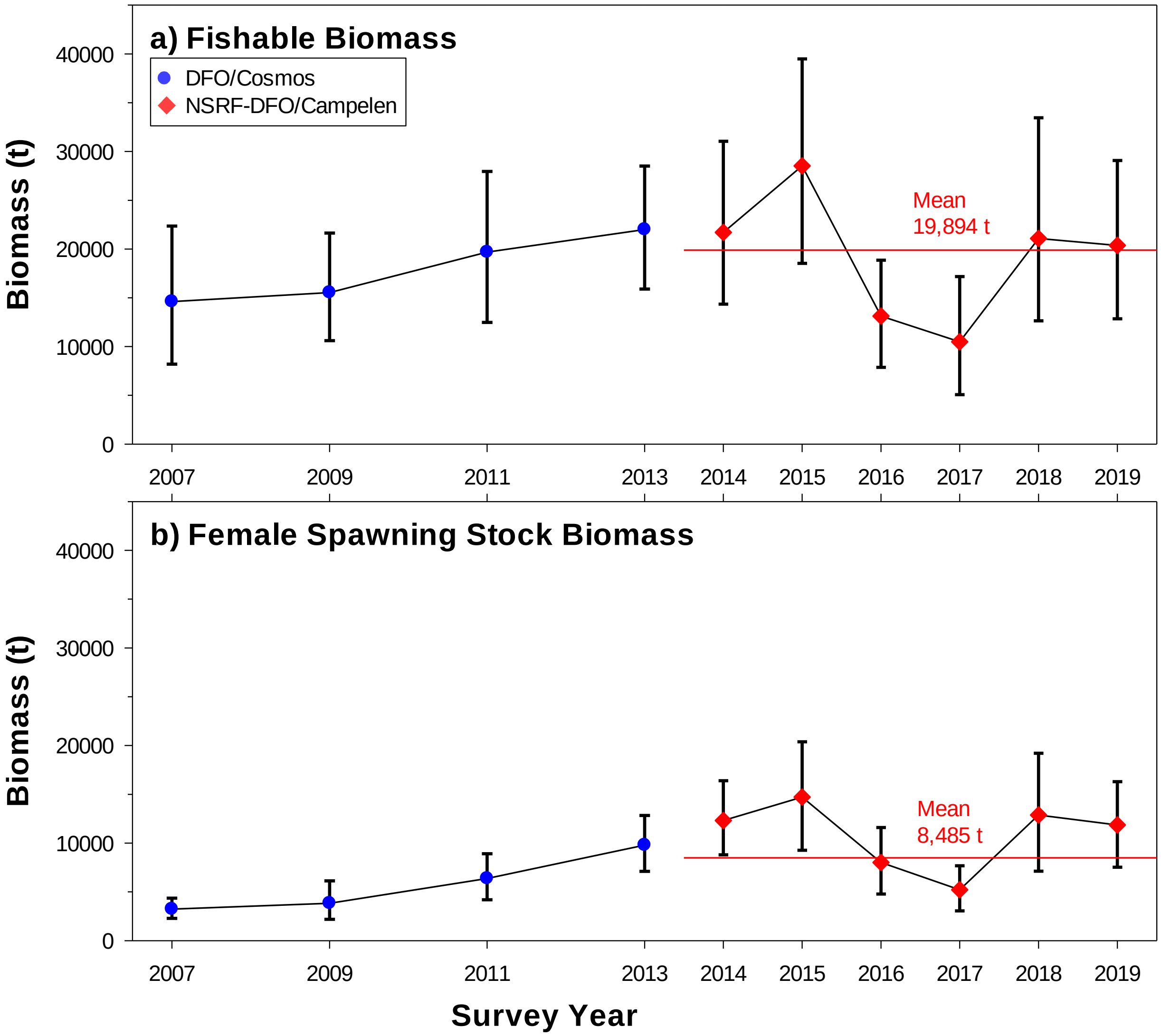

Figure 11. Western Assessment Zone Pandalus borealis, a) fishable biomass and b) female spawning stock biomass indices for the four years of DFO/Cosmos surveys and six years conducted by the NSRF-DFO/Campelen. Biomass indices from the two surveys are not directly comparable. 2014 represents the start of a new time series for the WAZ. Error bars are 95% confidence ranges.

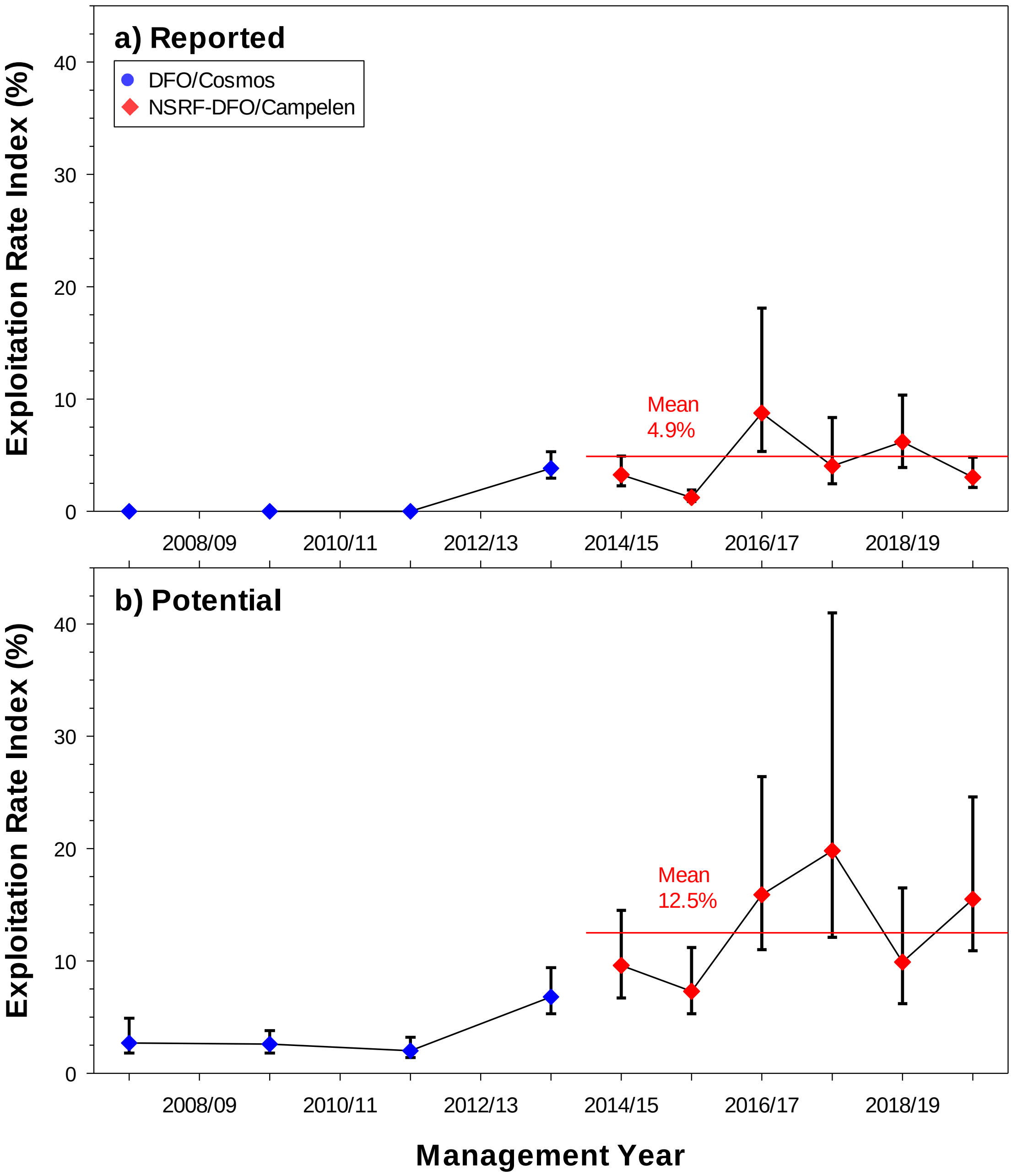

Figure 12. Western Assessment Zone Pandalus borealis a) reported and b) potential exploitation rate indices for the four years of DFO/Cosmos surveys and six years conducted by the NSRF-DFO/Campelen. Exploitation rate indices from the two surveys are not directly comparable. 2014 represents the start of a new time series for the WAZ. Error bars are 95% confidence ranges.

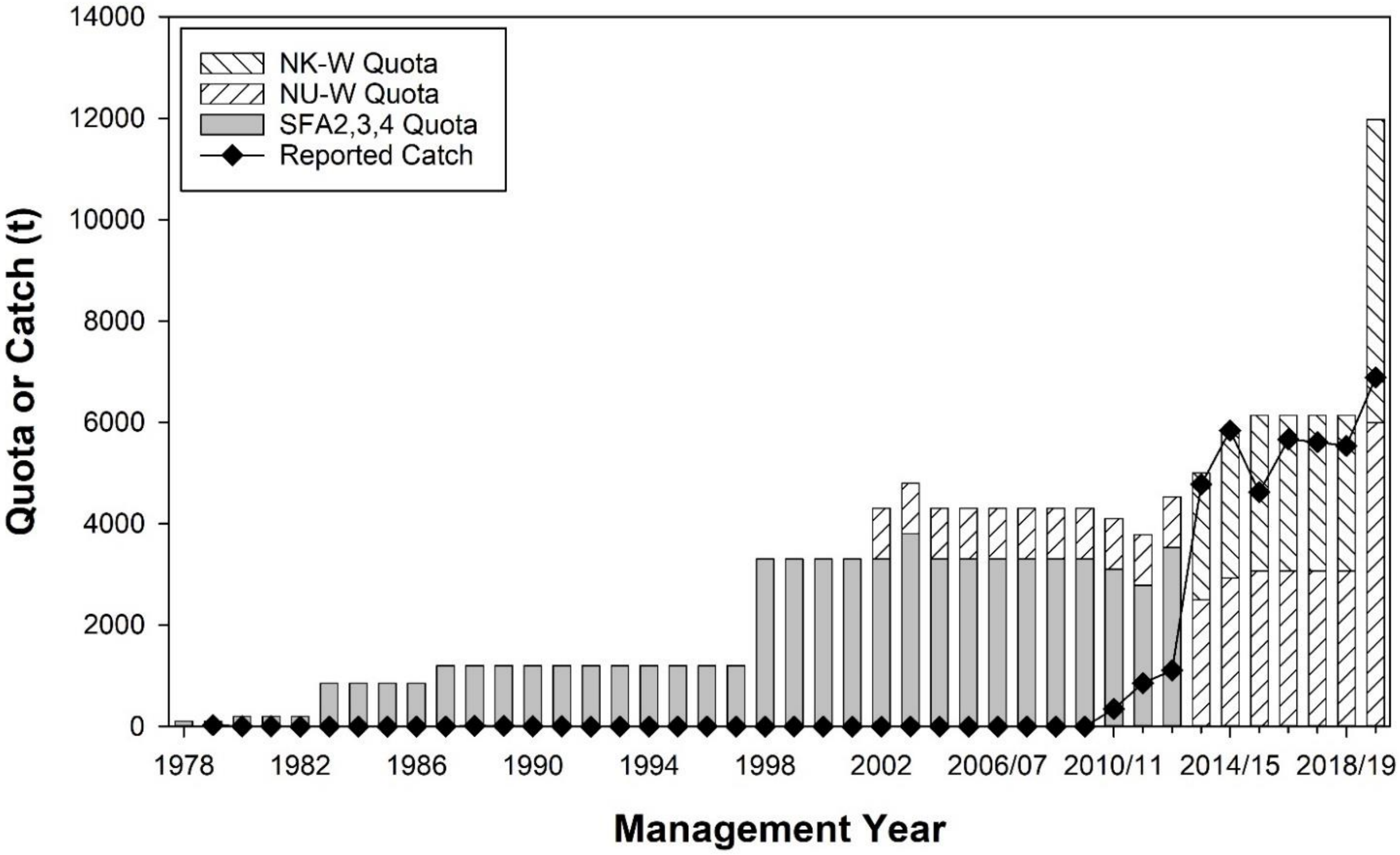

Figure 13. Western Assessment Zone Pandalus montagui TAC and catch recorded in the CAQR. Catch based on CAQR as of January 7, 2020; since fishery is still open the catch is not complete for 2019/20. New management units implemented for the 2013/14 season.

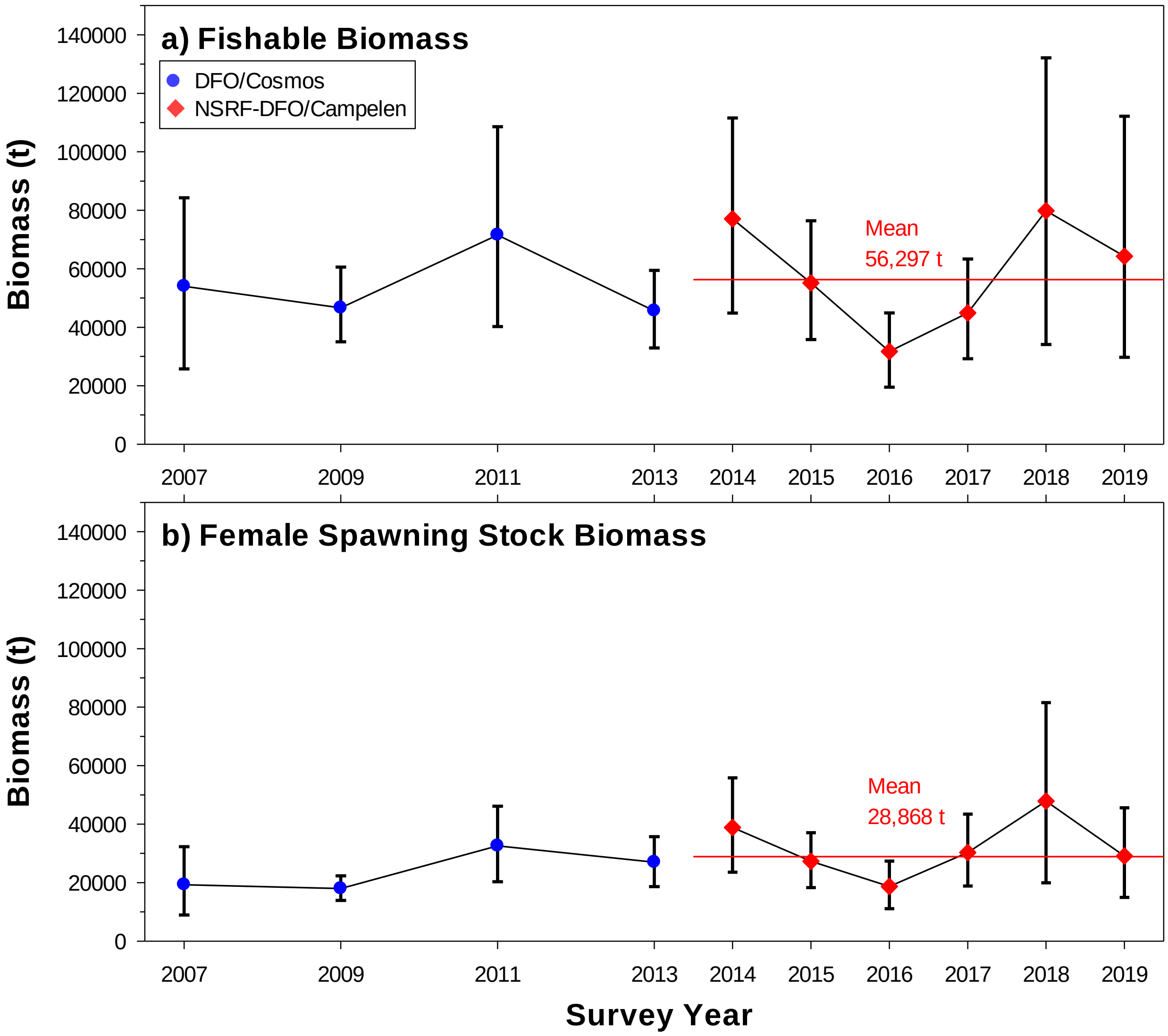

Figure 14. Western Assessment Zone Pandalus montagui, a) fishable biomass and b) female spawning stock biomass indices for the four years of DFO/Cosmos surveys and six years conducted by the NSRF-DFO/Campelen. Biomass indices from the two surveys are not directly comparable. 2014 represents the start of a new time series for the WAZ. Error bars are 95% confidence ranges.

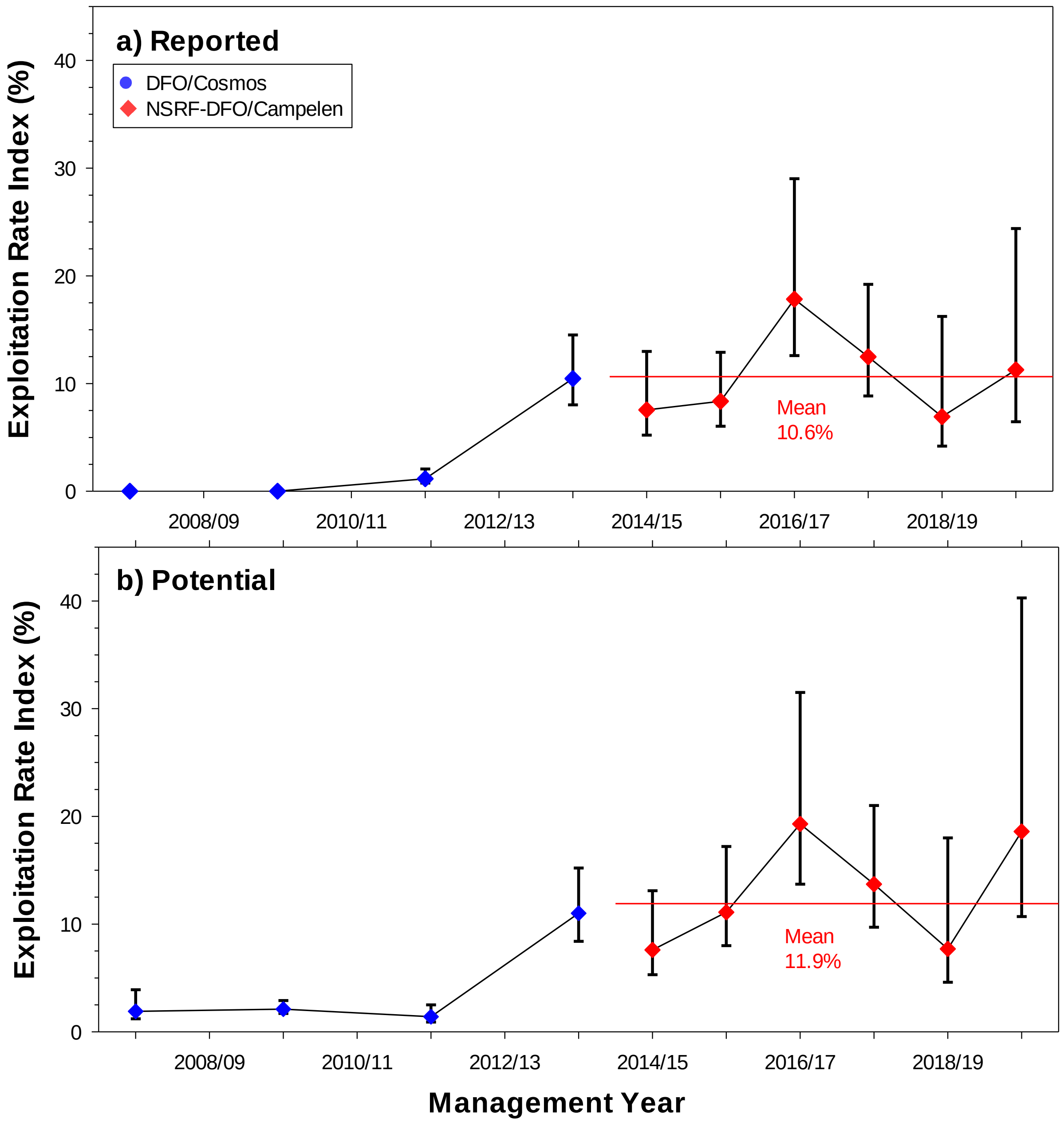

Figure 15. Western Assessment Zone Pandalus montagui a) reported and b) potential exploitation rate indices for the four years of DFO/Cosmos surveys and six years conducted by the NSRF-DFO/Campelen. Exploitation rate indices from the two surveys are not directly comparable. 2014 represents the start of a new time series for the WAZ. Error bars are 95% confidence ranges.

This Report is Available from the:

Center for Science Advice
Central and Arctic Region
Fisheries and Oceans Canada
501 University Crescent
Winnipeg, Manitoba
R3T 2N6

Telephone: (204) 983-5131
E-Mail: xcna-csa-cas@dfo-mpo.gc.ca
Internet address: www.dfo-mpo.gc.ca/csas-sccs/

ISSN 1919-3769
© Her Majesty the Queen in Right of Canada, 2020

Correct Citation for this Publication:

DFO. 2020. Update of stock status indicators for Northern Shrimp, *Pandalus borealis,* and Striped Shrimp, *Pandalus montagui,* in the Western and Eastern Assessment Zones, January 2020. DFO Can. Sci. Advis. Sec. Sci. Resp. 2020/014. (Erratum: February 2020)

Aussi disponible en français :

MPO. 2020. Mise à jour des indicateurs de l'état des stocks des crevettes nordiques, Pandalus borealis*, et les crevettes ésopes,* Pandalus montagui*, dans les zones d'évaluation ouest, janvier 2020. Secr. can. de consult. sci. du MPO, Rép. des Sci. 2020/014. (Erratum : février 2020)*

ᑐᓂᔭᐅᔪᑦ ᐅᕗᖓ
ᓄᓇᕗᒻᒥ ᐆᒪᔪᓕᕆᔨᕐᔪᐊᒃᑯᑦ ᑲᑎᒪᔨᖏᑦ ᐊᒻᒪ ᓄᓇᕕᒃ ᐃᒪᖓᓂ ᐆᒪᔪᓂᑦ ᑲᑎᒪᔩᑦ
ᐆᒧᖓ

ᑐᑭᓯᒋᐊᕈᑏᑦ: **ᐃᓱᒪᓕᐅᕐᓂᖅ:** X **ᐊᑐᓕᕐᑯᔭᐅᔪᖅ:** X

ᐱᔾᔪᑎᖓ: **ᐃᓱᒪᓕᐅᕐᓂᖅ ᐊᒻᒪ ᐊᑐᓕᕐᑯᔭᐅᔪᑦ ᐅᑭᐅᑕᖅᑐᒥ ᐃᖅᑲᓗᑦᑕᐅᒋᐊᖕᒋᑦᑐᑦ ᑭᓪᓕᖕᒋᑦ ᐅᑭᐅᑕᖅᑐᒥ ᐊᒻᒪ ᖅᑲᑯᖅᑕᓕᓐᓄᑦ ᐃᖅᑲᓗᓕᕆᓂᕐᒥᑦ ᐃᓗᐊᓂ ᐊᒻᒪ ᐊᑦᑐᐊᓂᓕᒻᒥ ᓇᔪᖅᑕᖓᓄᑦ**

ᓄᓇᖑᐊᖅ:

ᑐᖑᔪᖅᑐᐃᑦ – ᑲᓇᓐᓇᖓᓂ ᖅᑲᐅᔨᓴᖅᑕᐅᓂᕐᒧᑦ ᑭᓪᓕᖓ
ᑐᖑᔪᕈᔪᑦᑐᐃᑦ – ᐱᖓᓐᓇᖓᓂ ᖅᑲᐅᔨᓴᖅᑕᐅᓂᕐᒧᑦ ᑭᓪᓕᖓ

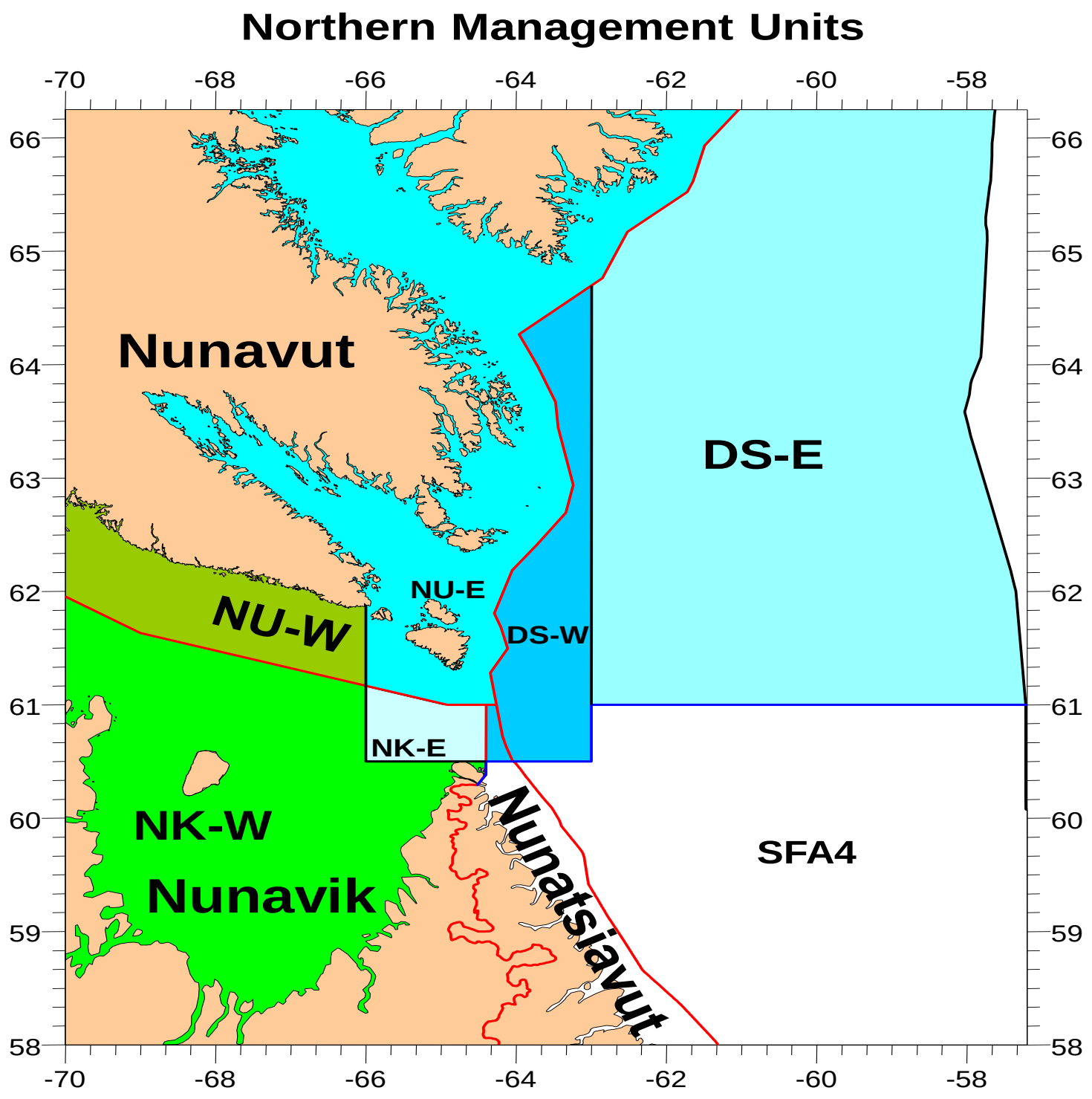
Northern Management Units
-70
-68
-66
-64
-62
-60
-58
66
65
64
63
62
61
60
59
58
Nunavut
DS-E
NU-E
NU-W
DS-W
NK-E
NK-W
Nunavik
Nunatsiavut
SFA4

ᐅᑭᐅᑕᖅᑐᒥ ᑭᖑᐸᐃᑦ (*Pandalus borealis*)

ᖅᑲᑯᖅᑕᖠᑦ ᑭᖑᐸᐃᑦ (*Pandalus montagui*)

Paamiut 2017-__-__ stn.: 57
sp.:
0 1 2 3 4 5
cm

ᐅᑭᐅᑕᖅᑐᒥ ᐆᒐᐃᑦ (*Boreogadus saida*)

ᓇᓗᓇᐃᔭᖅᓯᒪᓂᖏᑦ

ᐃᒪᕐᒥᐅᑕᓕᕆᔨᒃᑯᑦ ᑲᓇᑕᒥ (DFO) ᐱᓕᕆᖃᑎᖃᖅᓯᒪᔪᑦ ᓄᓇᕘᒻᒥ ᐆᒪᔪᓕᕆᔨᕐᔪᐊᒃᑯᑦ ᑲᑎᒪᔨᖏᓐᓂ ᐊᒻᒪ ᓄᓇᕕᒃ ᐃᒪᖏᓐᓂ ᐆᒪᔪᓕᕆᔩᑦ ᑲᑎᒪᔨᖏᑦ (ᑲᑎᒪᔩᑦ) ᐱᔾᔪᑎᖃᖅᑐᓂ ᐅᑭᐅᑕᖅᑐᒥ ᐆᒐᕐᓂᑦ ᐃᖃᓗᑦᑕᐅᖕᑳᖃᑦᑕᖅᑐᓂᑦ ᐅᑭᐅᑕᖅᑐᒥ ᑭᖑᐸᓂᑦ ᐊᒻᒪ ᖃᑯᖅᑕᓕᓐᓂ ᑭᖑᐸᓂᑦ ᐃᖃᓗᓕᕆᓂᕐᒥᑦ, ᐱᒋᐊᖅᑳᖅᑐᓂ ᐅᑭᐊᕐᓵᖓᓂ 2018. ᑐᓐᖓᕕᒋᓪᓗᒋᑦ ᖃᐅᔨᓴᖅᑎᓄᑦ ᐊᒻᒪ ᐃᖃᓗᑦᑕᐅᔪᓄᑦ ᑐᑭᓯᒋᐊᕈᑎᓂᑦ ᐊᑐᐃᓐᓇᐅᔪᓂᑦ ᐅᑭᐅᑕᖅᑐᒥ ᐆᒐᕐᓄᑦ (ᑕᑯᒃ ᐃᓚᒍᑕᖓ 1), ᓄᓇᒦᖕᒫᖅᑐᓂᑦ ᐊᐅᓚᑦᑎᓂᖅ (RM) ᖃᐅᔨᓴᖅᑐᑦ ᐱᔪᓐᓇᑎᑎᔪᒥᑦ ᕿᕙᒥᓲᓂᖅᓴᒥ ᐃᖃᓗᑦᑕᐅᒋᐊᖏᑦᑐᓂ ᐃᖃᓗᑦᑕᐅᔪᓂᑦ ᑭᒪᖅᑐᐃᓂᖃᓗᐊᕋᔭᖏᑦᑐᖅ ᐱᐅᖅᓱᐊᓂᕐᒧᑦ ᐃᓱᒫᓘᑕᐅᔪᓂᑦ ᑖᒃᑯᓄᖓ ᐆᒪᔪᓄᑦ. ᖃᓄᐃᓐᓂᕆᒋᐊᓕᖏᑦ ᓚᐃᓴᓐᓯᒥ (COL) ᐋᖅᑭᒋᐊᖅᑕᐅᓚᐅᖅᑐᑦ ᐊᑦᑐᐃᓂᖃᖅᑐᓂ 2018/19 ᐊᒻᒪ 2019/20 ᐱᖓᓐᓇᖓᓂ ᑭᓐᓂᖓ (WAZ) (ᐃᓚᒍᑕᖓ 2). ᒫᓐᓇᕋᑖᖑᓚᐅᖅᑐᒥᑦ, ᐱᓕᕆᕕᐅᔪᖅ ᑐᓂᓯᓚᐅᖅᑐᖅ ᑐᑭᓯᑎᑦᑎᒋᐊᕈᑎᓂᑦ ᐆᒐᕐᓂᑦ ᐃᖃᓗᑦᑕᐅᒋᐊᖏᑦᑐᓂᑦ ᐃᖃᓗᑦᑕᐅᔪᓂᑦ ᐊᐅᓚᑦᑎᓂᕐᒧᑦ ᑐᑭᓯᒋᐊᕈᑏᑦ ᑲᑎᒪᔩᑦ ᑎᓯᐱᕆᒥ 2019 ᑲᑎᒪᓂᖏᓐᓄᑦ (ᐃᓚᒍᑕᖓ 3).

ᐱᓕᕆᕕᐅᔪᖅ ᑲᔪᖏᖅᓯᒪᔪᑦ ᕿᓂᕐᓗᑎ ᖃᐅᔨᓴᖅᑎᓂᑦ ᐅᖃᐅᓵᒋᐊᕈᑎᓂᑦ ᒪᑭᒪᑎᑖᓴᐅᔪᓂᑦ ᐃᖃᓗᑦᑕᐅᒋᐊᖏᑦᑐᓂᑦ ᐃᖃᓗᑦᑕᐅᔪᓂᑦ ᐆᒐᕐᓂᑦ ᓯᕗᓂᐊᒍᑦ 2019 ᐃᖃᓗᒐᓯᓐᓇᒥᑦ. ᑲᓇᑕᒥ ᖃᐅᔨᓴᖅᑏᑦ ᐅᖃᐅᓵᒋᐊᖅᒫᑏᑦ ᑎᑎᕋᕐᕕᖓ (CSAS) ᐱᕙᓪᓕᐊᓂᖓ ᐱᓕᕆᐊᖑᓚᐅᖅᑐᖅ ᔪᓚᐃ 2019 (ᑕᑯᒃ ᖃᐅᔨᓴᖅᑎᓂᑦ ᑐᑭᓯᒋᐊᕈᑏᑦ).

ᐃᓚᒋᐊᕐᓗᒍ, ᐱᓕᕆᕕᐅᔪᖅ ᑲᔪᖏᖅᓯᒪᔪᑦ ᑲᑎᒪᑎᑦᑎᓂᖃᕐᓗᑎ ᐊᑯᓂᐅᓂᖅᓴᒧᑦ ᐊᐅᓚᑦᑎᓂᕐᒧᑦ ᐆᒐᕐᓂᑦ ᐃᖃᓗᑦᑕᐅᒋᐊᖏᑦᑐᓂ ᐃᖃᓗᑦᑕᐅᔪᓂᑦ ᐃᒪᐃᓐᓇᕐᒥ ᐅᒥᐊᕐᔪᐊᓂᑦ, ᓄᓇᕗᑦ ᐊᒻᒪ ᓄᓇᕕᒃᒥ ᐃᖃᓗᓕᕆᓂᐅᔪᑦ ᐊᒻᒪ ᑲᑎᒪᔩᑦ ᐃᖅᑲᓇᐃᔭᖅᑎᖏᑦ ᐅᕗᖓ WAZ, ᑲᓇᓐᓇᒥ ᖃᐅᔨᓴᖅᑕᐅᓂᖓ ᑭᓪᓕᖓ (EAZ), ᐊᒻᒪᓗᑕᐅᖅ ᑭᖑᐸᓂᐊᕐᕕᐅᔪᑦ (SFA) 1 (ᐅᐊᓐᓇᖓ). ᑲᑎᒪᑎᑦᑎᓂᐅᔪᑦ ᐱᔭᕇᓚᐅᖅᑐᑦ ᔫᓐᓄᐊᕆ 2020 (ᑕᑯᓗᒋ ᑲᑎᒪᑎᑦᑎᓂᕐᒧᑦ ᓇᓗᓇᐃᔭᖅᓯᒪᔪᑦ).

ᐱᓕᕆᕕᐅᔪᖅ ᐅᑎᖅᑐᑦ ᑲᑎᒪᔨᓄᑦ ᐃᓱᒪᓕᐅᕐᓗᑎ ᐊᒻᒪ ᐊᑐᓕᕐᑯᔭᓕᐅᕐᓗᑎ ᐆᒐᕐᓂᑦ ᐃᖃᓗᑦᑕᐅᒋᐊᖏᑦᑐᓂ ᐃᖃᓗᑦᑕᐅᔪᓂᑦ ᑭᓪᓕᖏᓐᓂ ᐃᓗᐊᓂ ᐊᒻᒪ ᐊᑦᑐᐊᓂᓖᑦ ᐃᓚᒋᔭᖓᓄ, ᓈᒻᒪᑎᓪᓗᒍ, ᐊᑐᓕᖅᑎᑕᐅᓂᖓᓄᑦ 2020/21 ᐃᖃᓗᓕᕆᓂᐅᔪᒥᑦ.

ᑲᑎᒪᑎᑦᑎᓂᕐᒧᑦ ᓇᓗᓇᐃᔭᖅᓯᒪᓂᖏᑦ

ᔫᓐᓄᐊᕆᒥ 2020, ᐱᓕᕆᕕᐅᔪᖅ ᒪᕈᐊᑎᖅᑐᑎᑦ ᑲᑎᒪᑎᑦᑎᓚᐅᖅᑐᑦ ᐅᖃᓚᐅᑎᒃᑯᑦ ᑐᓴᕐᕕᖃᕈᒪᓪᓗᑎ ᐱᕙᓪᓕᐊᑎᑕᐅᓂᖓ COL ᐱᓕᕆᐊᕆᓗᒍ ᐆᒐᕐᓂᑦ ᐃᖃᓗᑦᑕᐅᒋᐊᖏᑦᑐᓂ ᐃᖃᓗᑦᑕᐅᔪᓂᑦ ᐅᑭᐅᑕᖅᑐᒥ. ᑎᑎᕋᖅᓯᒪᓴᔪᑦ ᕿᐃᓚᐅᖃᑕᐅᔪᑦ ᐊᑐᐃᓐᓇᐅᔪᑦ ᐅᕙᓂ ᐃᓚᒍᑕᖓ 4.

ᐱᓕᕆᕕᐅᔪᖅ ᑐᔾᔪᖅᑐᑦ ᑭᓪᓕᖃᖅᑎᑦᑎᓗᑎ ᐆᒐᕐᓂᑦ ᐃᖃᓗᑦᑕᐅᒋᐊᖏᑦᑐᓂ ᐃᖃᓗᑦᑕᐅᔪᓂᑦ ᐊᖏᓂᖅᓴᖓᓂ 5% ᐅᕐᑯᒪᐃᓐᓂᖏᑎᒍᑦ ᑭᖑᐸᐃᑦ ᐅᕝᕙᓘᓐᓃᑦ 200kg, ᑐᓐᖓᓂᖃᖅᑐᑦ ᐊᑐᖅᑕᐅᒐᔪᑦᑐᓂᑦ ᐱᖓᓱᔫᖅᑐᓂᑦ ᑲᓕᓐᓂᐅᕋᑖᓚᐅᖅᑐᓂᑦ ᐱᖓᓱᓕᒫᓄᑦ. ᑐᔾᔪᕋᐅᑎᐅᔪᖅ ᖃᓄᐃᓐᓂᕆᒋᐊᓕᖓ ᐊᔾᔨᒋᔭᖅᑕᖓ ᐋᖅᑭᒋᐊᖅᓯᒪᔪᓂᑦ ᐊᑐᓕᖅᑎᑕᐅᓯᒪᔪᓂᑦ WAZ ᒪᕐᕉᓐᓂᒃ ᐊᕐᕋᒎᓐᓂᒃ (ᑕᑯᒃ ᐃᓚᒍᑕᖓ 2).

ᐃᖃᓗᓕᕆᓂᐅᔪᑦ ᑲᑎᓐᓄᑎ ᐊᒻᒪ ᐊᖏᖅᑐᐃᓐᓇᐅᓕᓗᑎ ᑭᓪᓕᖃᖅᑎᑕᐅᓗᑎ ᐆᒐᕐᓂᑦ ᐃᖃᓗᑦᑕᐅᒋᐊᖏᑦᑐᓂ ᐃᖃᓗᑦᑕᐅᔪᓂᑦ ᐊᖏᓂᖅᓴᖓᓂ 10% ᐅᕐᑯᒪᐃᓐᓂᖏᑎᒍᑦ ᑭᖑᐸᐃᑦ ᐅᕝᕙᓘᓐᓃᑦ 200kg ᐊᑕᖏᖅᑐᒋᑦ, ᑐᓐᖓᓂᖃᖅᑐᑦ ᐊᑐᖅᑕᐅᒐᔪᑦᑐᓂᑦ ᐱᖓᓱᔫᖅᑐᓂᑦ ᑲᓕᓐᓂᐅᕋᑖᓚᐅᖅᑐᓂᑦ (ᐃᓚᒍᑕᖓ 5). ᑭᓪᓕᖃᕐᓗᓂ 10%

ᐅᖁᒪᐃᓐᓂᖏᑎᒍᑦ ᑭᖑᑉᐸᑦᑕᐅᔪᓂᑦ ᐊᔾᔨᒋᒐᔭᖅᑕᖓ ᒫᓐᓇᐅᔪᒥᑦ ᐆᒐᕐᓂᑦ ᐃᖃᓗᑦᑕᐅᒋᐊᖅᒋᑦᑐᓂ ᐃᖃᓗᑦᑕᐅᔪᓂᑦ ᐃᓚᒍᑕᖓ ᐅᕙᓂ SFA 1 (ᐃᓚᒍᑕᖓ 2).

ᖃᐅᔨᓴᖅᑎᓂᑦ ᑐᑭᓯᒋᐊᕈᑏᑦ

ᖃᐅᔨᓴᖅᑎᓂᑦ ᑐᑭᓯᒋᐊᕈᑏᑦ ᐆᒐᕐᓂᑦ ᑐᓂᔭᐅᓚᐅᖅᑐᑦ ᑲᑎᒪᔩᓄᑦ ᓇᓗᓇᐃᔭᐃᓂᕐᒥᑦ ᑐᑭᓯᒋᐊᕈᑎᓄᑦ ᑎᓯᐱᓇᒥ ᑲᑎᒪᑎᓪᓗᒋᑦ, ᐊᒻᒪ ᐊᑐᐃᓐᓇᐅᔪᑦ ᐅᕙᓂ ᐃᓚᒍᑕᖓ 1. ᓴᖅᑭᖅᑎᑕᐅᔪᑦ ᐱᒋᐊᖅᑐᓂ ᔪᓚᐃ 2019 CSAS ᕿᒥᕐᕈᓂᕐᒥᑦ ᐱᕙᓪᓕᐊᓂᖓ ᐱᖃᓯᐅᑎᓪᓗᑎᑦ ᑎᑎᕋᖅᑕᐅᔪᑦ, ᖃᐅᔨᓴᓂᕐᒧᑦ ᑎᑎᕋᖅᓯᒪᔪᑦ (ᓇᓗᓇᐃᔭᖅᓯᒪᔪᑦ ᐃᓚᒍᑕᖓ 6) ᐊᒻᒪ ᖃᐅᔨᓴᖅᑎᓂ ᐅᖃᐅᔾᔨᒋᐊᓂᕐᒧᑦ ᐅᓂᒃᑳᑦ (ᓇᓗᓇᐃᔭᖅᓯᒪᔪᑦ ᐃᓚᒍᑕᖓ 7), ᒫᓐᓇ ᐊᑐᐃᓐᓇᐅᓕᖅᑐᑦ.

ᐃᓱᒪᒋᓪᓗᒋᑦ ᒥᑭᓂᖏᓐᓄᑦ ᑲᑎᑦᑐᒋᑦ ᑐᖁᖃᑦᑕᖅᑐᑦ (ᑐᖔᓂ 0.1% ᐃᖃᓗᓐᓂᑦ ᐊᕐᕋᒍᑕᒫᑦ ᑐᔅᓯᕌᖑᔪᖅ ᖁᓛᓃᑦᑐᖅ ᑐᓐᖓᓂᖃᖅᑐᖅ ᓂᕆᔭᐅᕙᑦᑐᓄᑦ ᐱᑕᖃᓇᐊᖃᕐᓂᖏᓐᓄᑦ) ᐅᑭᐅᑕᖅᑐᒥ ᐆᒐᐃ ᐱᒋᐊᖅᓯᒪᓪᓗᑎ ᑲᓇᓐᓇᖓᓂ ᑲᓇᑕᒥ ᐅᑭᐅᑕᖅᑐᒥ ᑭᖑᑉᐸᓂᑦ ᐃᖃᓗᓕᕆᓂᖅ, ᐃᓱᒪᒋᔭᐅᔪᓐᓇᖅᖅ ᐊᑦᑐᐃᓂᖃᕐᓂᖓ ᑭᖑᑉᐸᓄᑦ ᑲᓕᖃᑦᑕᓂᕐᒧᑦ ᐆᒐᕐᓂᑦ ᐊᒥᓲᓂᖏᓐᓄᑦ ᒥᑭᔫᓗᓂ.

ᓇᓖᕌᕋᔅᓴᐃᑦ

1) ᓴᖅᑭᑎᑦᑎᓗᓂ ᐅᑭᐅᑕᖅᑐᒥ ᐆᒐᕐᓂᑦ ᐃᖃᓗᑦᑕᐅᒋᐊᖅᒋᑦᑐᓂᑦ ᐃᖃᓗᑦᑕᐅᔪᓂᑦ ᑭᓪᓕᖓᓂ ᐊᓂᖅᓴᐅᔪᒧᑦ 5% ᐅᖁᒪᐃᓐᓂᖏᑎᒍᑦ ᑭᖑᑉᐸᐃᑦ ᐅᕝᕙᓘᓐᓃᑦ 200kg ᐊᑕᖏᖅᑐᒋᑦ, ᑐᓐᖓᓂᖃᖅᑐᑦ ᐊᑐᖅᑕᐅᒐᔪᑦᑐᓂᑦ ᐱᖓᓲᔪᖅᑐᓂᑦ ᑲᓚᓐᓂᐅᕋᑖᓚᐅᖅᑐᓂᑦ, ᐊᑕᖏᖅᑐᒋᑦ.

2) ᓴᖅᑭᑎᑦᑎᓗᓂ ᐅᑭᐅᑕᖅᑐᒥ ᐆᒐᕐᓂᑦ ᐃᖃᓗᑦᑕᐅᒋᐊᖅᒋᑦᑐᓂᑦ ᐃᖃᓗᑦᑕᐅᔪᓂᑦ ᑭᓪᓕᖓᓂ ᐊᓂᖅᓴᐅᔪᒧᑦ 10% ᐅᖁᒪᐃᓐᓂᖏᑎᒍᑦ ᑭᖑᑉᐸᐃᑦ ᐅᕝᕙᓘᓐᓃᑦ 200kg ᐊᑕᖏᖅᑐᒋᑦ, ᑐᓐᖓᓂᖃᖅᑐᑦ ᐊᑐᖅᑕᐅᒐᔪᑦᑐᓂᑦ ᐱᖓᓲᔪᖅᑐᓂᑦ ᑲᓚᓐᓂᐅᕋᑖᓚᐅᖅᑐᓂᑦ, ᐊᑕᖏᖅᑐᒋᑦ.

ᑲᑎᒪᔩᑦ ᐃᓱᒪᓕᐅᕈᓐᓇᖅᑐᑦ ᐊᒻᒪ/ᐅᕝᕙᓘᓐᓃᑦ ᐊᑐᓕᖁᔭᓕᐅᕐᓗᑎ, ᓈᒻᒪᑎᓪᓗᒍ, ᐃᖃᓗᑦᑕᐅᒋᐊᑦᑐᓂ ᐃᖃᓗᑦᑕᐅᔪᓂᑦ ᑭᓪᓕᖓᓂ ᐊᔾᔨᒌᖏᓐᓂᖃᖅᑐᑎᑦ ᐊᑐᓂᖏᓐᓄᑦ, ᐊᒻᒪ /ᐅᕝᕙᓘᓐᓃᑦ ᐊᓪᓕᒋᖏᑕᖓᓂ ᐊᖏᓂᖏᓐᓂᑦ ᑐᓂᔭᐅᔪᑦ ᖁᓛᓂ.

ᓇᓗᓇᐃᔭᖅᓯᒪᓂᖏᑦ ᑐᔅᓯᕋᐅᑦ

ᐃᓱᒪᒋᓪᓗᒋᑦ ᖁᓛᓂ, ᐱᓕᓇᕕᐅᔪᖅᑭᓂᖅᑐᑦ ᑲᑎᒪᔩᓂᑦ, ᐊᑐᓕᖅᑎᑕᐅᓂᖓᓄᑦ ᐱᒋᐊᕐᓗᓂ 2020/21 ᐃᖃᓗᓕᕆᓂᐅᔪᖅ:

1) ᐃᓱᒪᓕᐅᕐᓂᖅ ᐅᑭᐅᑕᖅᑐᒥ ᐆᒐᕐᓄᑦ ᐃᖃᓗᑦᑕᐅᒋᐊᖅᒋᑦᑐᓂ ᐃᖃᓗᑦᑕᐅᔪᓂᑦ ᐃᓗᐊᓂ (WAZ, ᐊᒻᒪ NU/NK-E) ᐊᒻᒪ ᐊᑐᓕᖁᔭᐅᔪᒥᑦ ᐅᑭᐅᑕᖅᑐᒥ ᐆᒐᕐᓄᑦ ᐃᖃᓗᑦᑕᐅᒋᐊᖅᒋᑦᑐᓂ ᐃᖃᓗᑦᑕᐅᔪᓂᑦ ᑭᓪᓕᖓᓂ ᐊᑦᑐᐊᓂᖃᖅᑐᓄᑦ ᓇᔪᖅᑕᖓᓄᑦ ᓄᓇᕗᑦ.

ᑎᑎᕋᖅᑐᖅ: ᐃᒪᕐᒥᐅᑕᓕᕆᔨᒃᑯᑦ ᐃᒪᕐᒦᖔᖅᑐᓂᑦ ᐊᐅᓚᑦᑎᓂᕐᒧᑦ ᐊᒻᒪ ᑕᕆᐅᕐᒥᐅᑕᓕᕆᔨᒃᑯᑦ ᑲᓇᑕᒥ

ᐅᓪᓗᖓ: ᕖᕝᕗᐊᕆ 7, 2020

ᐃᓚᒍᑕᖏᑦ

ᐃᓚᒍᑕᖓ 1 – ᐃᖃᓗᑦᑕᐅᓯᐊᖏᑦᑐᑦ ᐃᖃᓗᑦᑕᐅᖃᑦᑕᖅᓯᒪᔪᑐᖃᐃᑦ ᐅᑭᐅᑕᖅᑐᒥ ᑯᖑᐸᓂᑦ ᐃᖃᓗᓕᕆᓂᕐᒥᑦ, ᐅᑭᐅᑕᖅᑐᒥ ᐆᒐᐃᑦ

ᐃᓚᒍᑕᖓ 2 – ᖃᓄᐃᓐᓂᕆᐊᓕᖏᑦ ᓚᐃᓴᓐᓯ ᐋᖅᑭᐊᖅᑐᑦ ᐅᑭᐅᑕᖅᑐᒥ ᑭᖑᐸᓄᑦ (2017-2019)

ᐃᓚᒍᑕᖓ 3 – ᑐᓴᕋᔅᓴᐃᑦ (ᑐᑭᓯᒋᐊᕈᑎᓄᑦ): ᐊᑐᓕᖅᑎᑕᐅᓂᖓ ᐅᑭᐅᑕᖅᑐᒥ ᐆᒐᐃᑦ ᐃᖃᓗᑦᑕᐅᓯᐊᖏᑦᑐᑦ ᐃᖃᓗᑦᑕᐅᔪᑦ ᐊᐅᓚᑦᑎᓯᑎᒋᐊᕈᑏᑦ 2019/20 ᐅᑭᐅᑕᖅᑐᒧᑦ ᐊᒻᒪ ᖃᑯᖅᑕᓕᓐᓄᑦ ᑯᖑᐸᓂᑦ ᐃᖃᓗᓕᕆᓂᕐᒥᑦ ᐱᖓᓐᓇᓂ ᖃᐅᔨᓴᕐᕕᐅᔪᒥᑦ ᑭᓪᓕᖓ

ᐃᓚᒍᑕᖓ 4 – ᑲᑎᒪᑎᑦᑎᓂᕐᒧᑦ ᐃᓚᐅᖃᑕᐅᔪᑦ ᑎᑎᕋᖅᓯᒪᔪᑦ (*ᔮᓐᓄᐊᖑᕆ 2020*)

ᐃᓚᒍᑕᖓ 5 – ᑲᑐᑎᔪᑦ ᐃᖃᓗᓕᐱᓂᐅᔪᑦ ᑭᐅᔪᑦ ᐅᑭᐅᑕᖅᑐᒥ ᐆᒐᐃᑦ ᐃᖃᓗᑦᑕᐅᓯᐊᖏᑦᑐᑦ ᐃᖃᓗᑦᑕᐅᔪᑦ ᐊᐅᓚᑦᑎᓯᑎᒋᐊᕈᑏᑦ ᐊᒻᒪ ᒪᖅᑭᑎᑦᑎᓂᕐᒥᑦ ᐋᖅᑭᐊᖅᓯᒪᔪᓂᑦ ᖃᓄᐃᓐᓂᕆᐊᓕᖏᑦ ᓚᐃᓴᓐᓯ (COL)

ᐃᓚᒍᑕᖓ 6 - ᓇᓗᓇᐃᔭᖅᓯᒪᓂᖏᑦ: ᖃᐅᔨᓴᖅᑕᐅᓂᖓ ᐊᑦᑐᖅᑕᐅᔪᓐᓇᖅᑐᑦ ᐃᖃᓗᑦᑕᐅᓯᐊᖏᑦᑐᑦ ᐃᖃᓗᑦᑕᐅᔪᑦ ᑐᕐᑯᖃᑦᑕᕐᓂᖏᑦ ᐅᑭᐅᑕᖅᑐᒥ ᐆᒐᕐᓄᑦ *(Boreogadus saida)* ᐱᑕᖃᕐᓂᖏᓐᓂᑦ ᐅᑭᐅᑕᖅᑐᒥ *(Pandalus borealis)* ᐊᒻᒪ ᖃᑯᖅᑕᓖᑦ *(Pandalus montagui)* ᑭᖑᐸᓂᑦ ᐃᖃᓗᓕᕆᓂᕐᒥᑦ ᑭᖑᐸᓂᐊᕐᕕᐅᔪᓂᑦ 1, 2, ᐊᒻᒪ 3 (ᖃᐅᔨᓴᓂᕐᒧᑦ ᑎᑎᕋᖅᓯᒪᔪᑦ 2019/073)

ᐃᓚᒍᑕᖓ 7 - ᓇᓗᓇᐃᔭᖅᓯᒪᓂᖏᑦ: ᕿᑭᕐᕈᓂᖅ ᐅᑭᐅᑕᖅᑐ ᐆᒐᐃᑦ *(Boreogadus saida)* ᐃᖃᓗᑦᑕᐅᓯᐊᖏᑦᑐᑦ ᐃᖃᓗᑦᑕᐅᔪᑦ ᑲᓇᑕᒥ ᐅᑭᐅᑕᖅᑐᒥ ᑭᖑᐸᓂᑦ ᐃᖃᓗᓕᕆᓂᕐᒥᑦ (ᖃᐅᔨᓴᖅᑏᑦ ᐅᖃᐅᔾᔨᒋᐊᓂᕐᒧᑦ ᐅᓂᒃᑳᑦ 2020/007)

ᐃᓚᒍᑕᖓ 8 – ᖃᐅᔨᓴᓂᕐᒧᑦ ᑎᑎᕋᖅᓯᒪᔪᑦ 2019/073: ᖃᐅᔨᓴᓂᕐᒥᑦ ᐊᑦᑐᖅᑕᐅᔪᓐᓇᖅᑐᓂᑦ ᐃᖃᓗᑦᑕᐅᓯᐊᖏᑦᑐᑦ ᐃᖃᓗᑦᑕᐅᔪᓂᑦ ᑐᕐᑯᖃᑦᑕᕐᓂᖏᑦ ᐅᑭᐅᑕᖅᑐᒥ ᐆᒐᕐᓄᑦ *(Boreogadus saida)* ᑭᖑᐸᖏᓐᓂ ᐅᑭᐅᑕᖅᑐᒥ *(Pandalus borealis)* ᐊᒻᒪ ᖃᑯᖅᑕᓖᑦ *(Pandalus montagui)* ᑭᖑᐸᓂ ᐃᖃᓗᓕᕆᓂᕐᒥᑦ ᑭᖑᐸᓂᐊᕐᕕᐅᔪᓂᑦ 1, 2, ᐊᒻᒪ 3

ᐃᓚᒍᑕᖓ 9 – ᖃᐅᔨᓴᖅᑎᓂᑦ ᐅᖃᐅᔾᔨᒋᐊᓂᕐᒧᑦ ᐅᓂᒃᑳᑦ 2020/007: ᕿᒥᕐᕈᓂᖅ ᐅᑭᐅᑕᖅᑐᒥ ᐆᒐᖏᓐᓂ *(Boreogadus saida)* ᐃᖃᓗᑦᑕᐅᓯᐊᖏᑦᑐᑦ ᐃᖃᓗᑦᑕᐅᔪᑦ ᑲᓇᑕᒥ ᐅᑭᐅᑕᖅᑐᒥ ᑯᖑᐸᓂ ᐃᖃᓗᓕᕆᓂᕐᒧᑦ

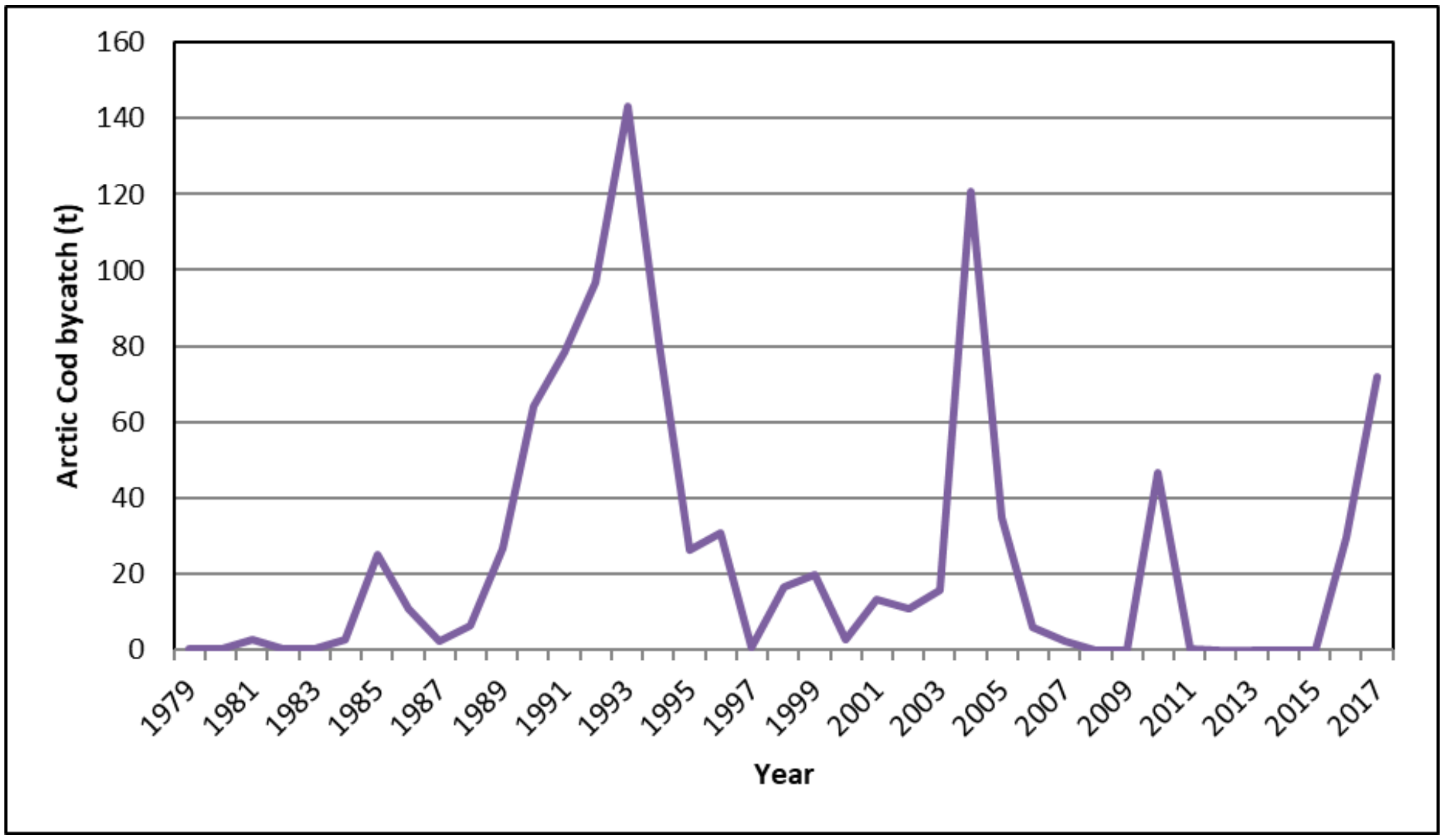

ᐊᔾᔨᓐᖑᐊᖅ 1. ᐅᑭᐅᑕᖅᑐᒥ ᐆᒐᐃᑦ ᐃᖃᓗᑦᑕᐅᓯᐊᖕᒋᑦᑐᑦ ᐃᖃᓗᑦᑕᐅᔪᑦ ᑭᖑᐸᓂᐊᕐᕕᒥ 1 ᐊᕐᕌᒍᓄᑦ 1979–2018.

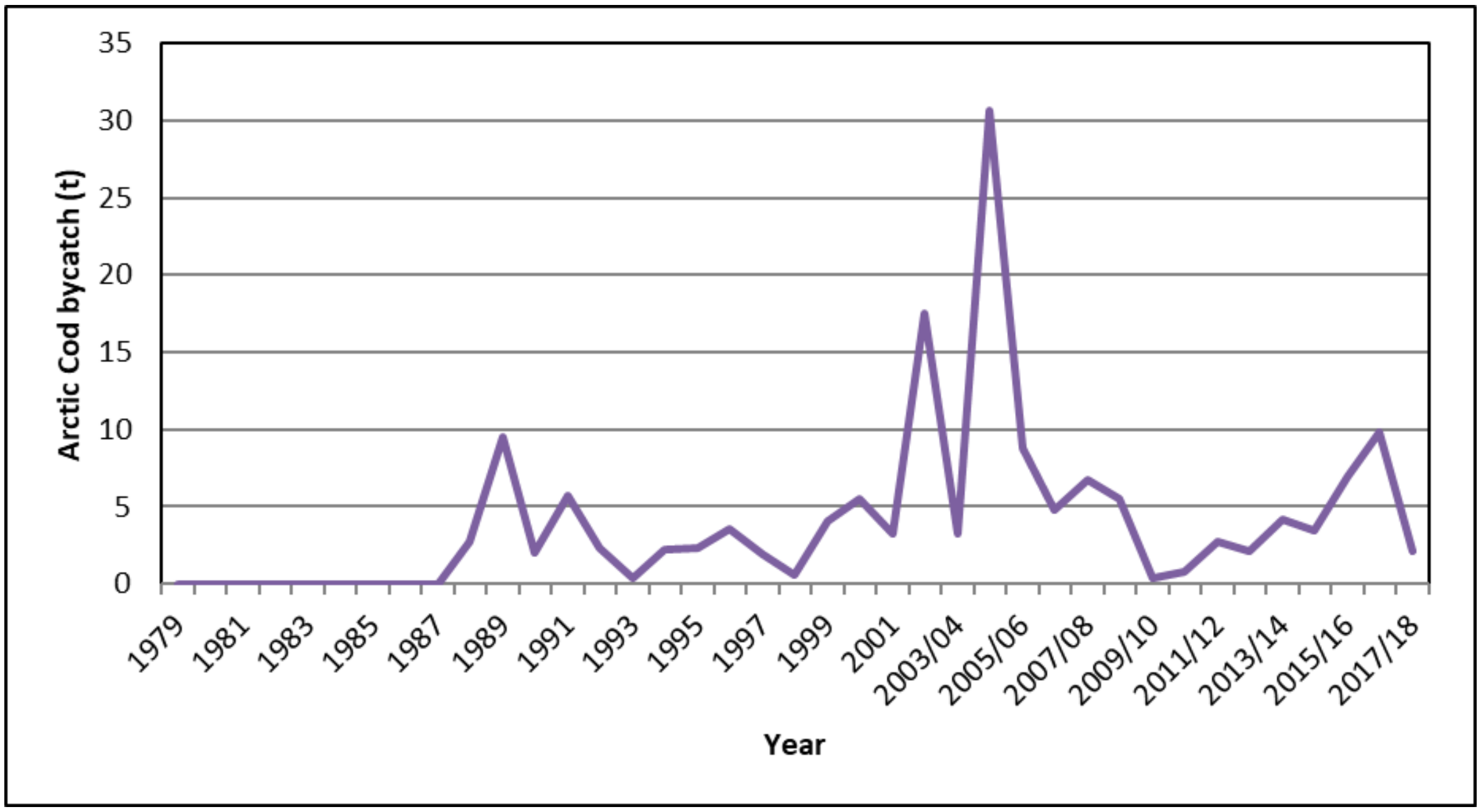

ᐊᔾᔨᓐᖑᐊᖅ 2. ᐅᑭᐅᑕᖅᑐᒥ ᐆᒐᐃᑦ ᐃᖃᓗᑦᑕᐅᓯᐊᖕᒋᑦᑐᑦ ᐃᖃᓗᑦᑕᐅᔪᑦ ᑭᖑᐸᓂᐊᕐᕕᒥ 2 (ᑲᓇᓐᓇᖓ ᖃᐅᔨᓴᕐᕕᐅᔪᖅ ᑭᓪᓕᖓ) ᐊᕐᕌᒍᓄᑦ 1979–2018[1]

---

[1] ᑭᖑᐸᓂᑦ ᐃᖃᓗᓕᕆᓂᕐᒥᑦ ᐊᐅᓚᑦᑎᓂᕐᒧᑦ ᐅᑎᖅᑕᕐᓂᖓ ᐊᓯᓪᓕᖅᑐᖅ ᐅᓪᓗᖅᓯᐅᑎᖏᓐᓂ ᐊᕐᕌᒍᒥᑦ ᑮᓇᐅᔭᓕᕆᓂᕐᒧᑦ ᐊᕐᕌᒍᒧᑦ 2003.

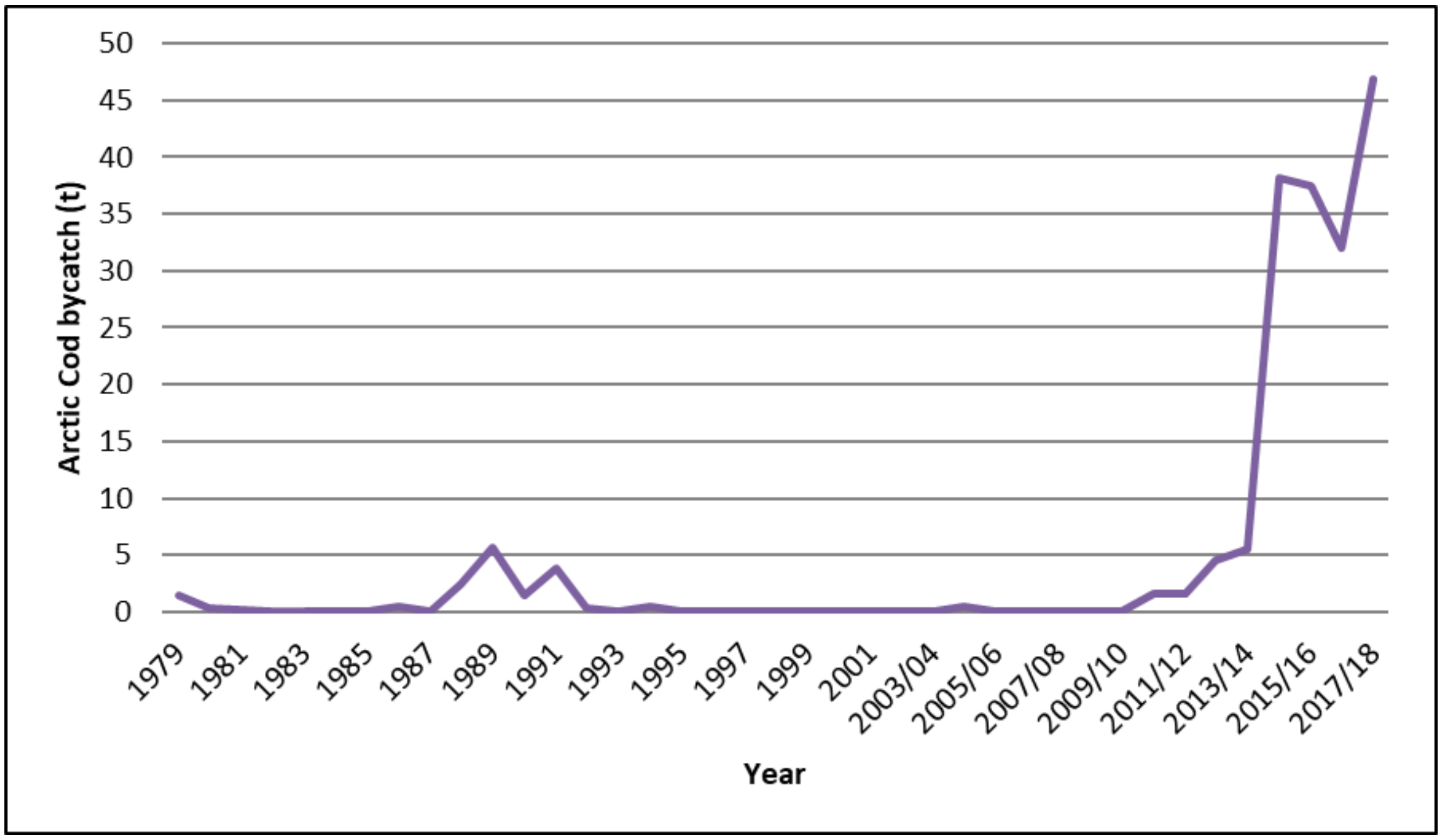

ᐊᔾᔨᙳᐊᖅ 3. ᐅᑭᐅᑕᖅᑐᒥ ᐆᒐᐃᑦ ᐃᖃᓗᑦᑕᐅᓯᐊᖏᑦᑐᑦ ᐃᖃᓗᑦᑕᐅᔪᑦ ᑭᙳᑉᐸᓂᐊᕝᕕᒥ 3 (ᐱᙵᓐᓇᙵᓂ ᖃᐅᔨᓴᕝᕙᐅᔪᒥᑦ ᑭᓪᓕᙵ) ᐊᕐᕌᒍᓄᑦ 1979–2018[2].

ᑎᑎᕋᖅᓯᒪᔪᑦ 1. ᐅᑭᐅᑕᖅᑐᒥ ᐆᒐᖅᑕᐅᓯᒪᔪᑦ ᐅᑯᓇᓂ SFA 1, EAZ ᐊᒻᒪ WAZ ᐊᕐᕌᒍᓄᑦ 2018-19 ᑎᑭᑦᑐᒍ 2019-20 (ᐅᓇᐅᓕᖅᑎᓪᓗᒍ ᔫᓐᓄᐊᕆ 30, 2020). *ᑐᑭᓯᐱᒋᐊᕈᑏᑦ ᐃᓱᒪᒋᔭᐅᔪᑦ ᐱᒋᐊᙵᐅᑎᐅᓪᓗᑎ.*

	2019-20 (ᐅᓇᐅᓕᖅᑎᓪᓗᒍ ᔫᓐᓄᐊᕆ 30, 2020)	2018-19
SFA 1	12.389	0.410
EAZ	12.103	12.935
WAZ	41.670	61.975

---

[2] ᑭᙳᑉᐸᓂᑦ ᐃᖃᓗᓕᕆᓂᕐᒥᑦ ᐊᐅᓚᑦᑎᓂᕐᒧᑦ ᐅᑎᖅᑕᕐᓂᖓ ᐊᓯᐅᓕᖅᑐᖅ ᐅᓪᓗᖅᓯᐅᑎᖏᓐᓂ ᐊᕐᕌᒍᒥᑦ ᑮᓇᐅᔭᓕᕆᓂᕐᒧᑦ ᐊᕐᕌᒍᒧᑦ 2003.

ᑭᖑᒃᐸᓂᐊᕐᕕᐅᔪᑦ	**ᐊᕐᖂᒍᖓᓂ ᖃᓄᐃᓐᓂᕆᐊᓕᖏᑦ ᓚᐃᓴᓐᓯ (COL) ᐊᑐᓕᖅᑎᑕᐅᓂᖓ**	**ᖃᓄᐃᓐᓂᕆᐊᓕᖏᑦ ᓚᐃᓴᓐᓯ (ᐃᖃᓗᑦᑕᐅᒋᐊᖏᑦᑐᓂᑦ ᐃᖃᓗᑦᑕᐅᔪᓂᑦ ᓅᑦᑕᐅᓂᖓ ᐃᓚᒍᑕᖓ)** ***5.2*** *"ᐃᒪᐃᓐᓂᕈᓂ **ᑲᑎᑦᑐᒋᑦ ᐃᖃᓗᑦᑕᐅᒋᐊᖏᑦᑐᑦ ᐃᑲᓗᑦᑕᐅᔪᑦ ᐊᑕᖏᖅᑐᒋᑦ ᐃᖅᑲᒥᐅᑕᐃᑦ ᐆᒪᔪᐃᑦ ᐊᔾᔨᒌᑦᑐᑦ** ᓇᓪᓕᐊᓂᑐᐃᓐᓇᖅ ᐱᔭᐅᔪᓂᑦ ᐅᖓᑕᐅᔾᔨᔪᓂᑦ **ᐊᖏᓂᖅᓴᖓᓂ 2.5 ᐳᓴᓐᑎᖓ ᐅᖁᒪᐃᓐᓂᖏᑎᒍᑦ ᑭᖑᒃᐸᑦᑕᐅᔪᓂᑦ ᐅᕝᕙᓘᓐᓃᑦ 100 kg**, ᓚᐃᓴᓐᓯᒥᑦ ᑎᒍᒥᐊᖅᑐᖅ ᐅᕝᕙᓘᓐᓃᑦᐅᒥᐊᕐᔪᐊᒥᑦ ᐊᐅᓚᑦᑎᔪᖅ ᐊᓯᔾᔨᖅᑕᐅᑎᒋᒋᐊᓂᖓ ᐃᖃᓗᒐᓱᕝᕕᒋᔭᖓ ᒥᑭᓛᓄᓗᓂᐅᒃ ᖁᓕᑦ (10) ᒪᐃᔭᐃᑦ ᓇᑭᑐᐃᓐᓇᖅ ᑲᓕᕝᕕᒋᓯᒪᔭᖓᓂᑦ ᐃᖃᓗᒃᑲᓂᖅᑕᐃᓕᒪᓗᓂ ᐃᖃᓗᑦᑕᐅᒋᐊᖏᑦᑐᓂᑦ ᐃᖃᓗᑦᑕᐅᔪᓂᑦ ᐃᖅᑲᒥᐅᑕᓄᑦ ᐃᖃᓗᓕᒫᓄᑦ..."*
SFA 1	2017 – ᐅᓪᓗᒥᒧᑦ	***5.2.1*** *"ᐊᑐᖏᑦᑐᒍ ᐃᓚᖓ 5.2 ᖁᓛᓂ, **ᑭᖑᒃᐸᓂᐊᖅᑎᓪᓗᒋᑦ ᑯᖑᒃᐸᓂᐊᕐᕕᒻᒥ 1**, ᐃᒪᐃᓐᓂᕈᓂ **ᑲᑎᑦᑐᒋᑦ ᐃᖃᓗᑦᑕᐅᒋᐊᖏᑦᑐᑦ ᐃᑲᓗᑦᑕᐅᔪᑦ ᐊᑕᖏᖅᑐᒋᑦ ᐃᖅᑲᒥᐅᑕᓕᒫᓄᑦ ᐆᒪᔪᐃᑦ ᐊᔾᔨᒌᑦᑐᑦ ` ᐅᖓᑕᐅᔾᔨᔪᑦ 10% ᐅᖁᒪᐃᓐᓂᖏᑎᒍᑦ ᑭᖑᒃᐸᑦᑕᐅᔪᑦ ᐱᖓᓲᔪᖅᑐᓂᑦ ᑲᓕᓐᓂᐅᖅᑖᓚᐅᐃᖅᑐᓂᑦ**, ᓚᐃᓴᓐᓯᒥᑦ ᑎᒍᒥᐊᖅᑐᖅ ᐅᕝᕙᓘᓐᓃᑦᐅᒥᐊᕐᔪᐊᒥᑦ ᐊᐅᓚᑦᑎᔪᖅ ᐊᓯᔾᔨᖅᑕᐅᑎᒋᒋᐊᓂᖓ ᐃᖃᓗᒐᓱᕝᕕᒋᔭᖓ ᒥᑭᓛᓄᓗᓂᐅᒃ ᖁᓕᑦ (10) ᒪᐃᔭᐃᑦ ᓇᑭᑐᐃᓐᓇᖅ ᑲᓕᕝᕕᒋᓯᒪᔭᖓᓂᑦ ᐃᖃᓗᒃᑲᓂᖅᑕᐃᓕᒪᓗᓂ ᐃᖃᓗᑦᑕᐅᒋᐊᖏᑦᑐᓂᑦ ᐃᖃᓗᑦᑕᐅᔪᓂᑦ ᐃᖅᑲᒥᐅᑕᓄᑦ ᐃᖃᓗᓕᒫᓄᑦ ..."*
ᐱᖓᓐᓇᖓᓂ ᖃᐅᔨᓴᕐᕕᐅᔪᒥᑦ ᑭᓪᓕᖓ	2018/19 ᐃᖃᓗᒐᓱᓐᓇᒥ (ᒫᓐᓇᐅᔪᒥᑦ ᐊᑐᖅᑕᐅᑲᐃᓐᓇᖅᑐᖅ) 2019/20 ᐃᖃᓗᒐᓱᓐᓇᒥ (ᒫᓐᓇᐅᔪᒥᑦ ᐊᑐᖅᑕᐅᑲᐃᓐᓇᖅᑐᖅ)	***5.2.2*** *"ᐊᑐᖏᑦᑐᒍ ᐃᓚᖓ 5.2 ᖁᓛᓂ, ᐃᖃᓗᒐᓱᐊᖅᑎᓪᓗᒋᑦ ᐃᒪᖏᓐᓂ ᐊᐅᓚᑦᑎᕕᒋᔭᐅᔪᓂᑦ ᓄᓇᕗᑦ ᐱᖓᓐᓇᖓ ᐊᒻᒪᐆᕝᕙᓘᓐᓃᑦ ᓄᓇᕕᒃ ᐱᖓᓐᓇᖓ, **ᑲᑎᑦᑐᒋᑦ ᐃᖃᓗᑦᑕᐅᒋᐊᖏᑦᑐᑦ ᐃᑲᓗᑦᑕᐅᔪᑦ ᐊᑕᖏᖅᑐᒋᑦ ᐅᑭᐅᑕᖅᑐᒥ ᐆᒐᐃᑦ ᐊᖏᓂᖅᓴᖓᓂ 5 ᐳᓴᓐᑎᖓ ᐅᖁᒪᐃᓐᓂᖏᑎᒍᑦ ᑭᖑᒃᐸᑦᑕᐅᔪᓂᑦ ᐅᕝᕙᓘᓐᓃᑦ 200kg, ᐊᑐᖅᑕᐅᒐᔪᖃᑦᑕᖅᑐᓂᑦ ᐱᖓᓲᔪᖅᑐᓂᑦ ᑲᓕᓐᓂᐅᖅᑖᓚᐅᖅᑐᓂᑦ,** ᓚᐃᓴᓐᓯᒥᑦ ᑎᒍᒥᐊᖅᑐᖅ ᐅᕝᕙᓘᓐᓃᑦᐅᒥᐊᕐᔪᐊᒥᑦ ᐊᐅᓚᑦᑎᔪᖅ ᐊᓯᔾᔨᖅᑕᐅᑎᒋᒋᐊᓂᖓ ᐃᖃᓗᒐᓱᕝᕕᒋᔭᖓ ᒥᑭᓛᓄᓗᓂᐅᒃ ᖁᓕᑦ (10) ᒪᐃᔭᐃᑦ ᓇᑭᑐᐃᓐᓇᖅ ᑲᓕᕝᕕᒋᓯᒪᔭᖓᓂᑦ ᐃᖃᓗᒃᑲᓂᖅᑕᐃᓕᒪᓗᓂ ᐃᖃᓗᑦᑕᐅᒋᐊᖏᑦᑐᓂᑦ ᐃᖃᓗᑦᑕᐅᔪᓂᑦ ᐆᒐᕐᓂᑦ."*

ᐃᓚᒍᑕᖕᒐ 3

[ᑐᓴᕋᔅᓴᐃᑦ (ᑐᑭᓯᒋᐊᕈᑎᓄᕐ): ᐊᑐᓕᖅᑎᑕᐅᓂᖕᒐ ᐅᑭᐅᑕᖅᑐᒥ ᐆᒐᐃᑦ ᐃᖅᑲᓗᑦᑕᐅᒋᐊᖏᑦᑐᑦ ᐃᖅᑲᓗᑦᑕᐅᔪᑦ ᐊᐅᓚᕐᑎᓯᑎᒋᐊᕈᑏᑦ 2019/20 ᐅᑭᐅᑕᖅᑐᒧᑦ ᐊᒻᒪ ᖃᑯᖅᑕᓕᓐᓄᑦ ᑯᖕᒍᑉᐸᓂᑦ ᐃᖅᑲᓗᓕᕆᓂᕐᒥᑦ ᐱᖕᒐᓐᓇᓂ ᖃᐅᔨᓴᕐᕕᐅᔪᒥᑦ ᑭᓪᓕᖕᒐ]

ᔮᓐᓄᐊᕆ 2020, ᐃᒪᕐᒥᐅᑕᓕᕆᔨᒃᑯᑦ ᒪᕿᐊᑎᑦᑐᑎᑦ ᑲᑎᒪᓛᖅᑐᑦ ᐅᖃᓚᐅᑎᒃᑯᑦ ᑐᓴᕐᕕᖃᕈᒪᓪᓗᑎ ᐱᕚᓪᓕᐊᓂᓄᑦ ᖃᓄᐃᓐᓂᕆᒋᐊᓕᖏᑦ ᓚᐃᓴᓐᓯ ᐱᓕᕆᐊᖃᕐᓗᓂ ᐅᑭᐅᑕᖅᑐᒥ ᐆᑲᐃᑦ ᐃᖃᓗᑦᑕᐅᒋᐊᖏᑦᑐᑦ ᐃᖃᓗᑦᑕᐅᔪᑦ ᐅᑭᐅᑕᖅᑐᒥ. ᑎᑎᕋᖅᓯᒪᔪᑦ ᐃᓚᐅᖃᑕᐅᔪᓂᑦ ᐊᑐᐃᓐᓇᐅᔪᑦ ᐊᑖᓂ:

*ᐅᐸᔅᓯᒪ ᖏᑦᑐᑦ ᐊᐃ ᑉᐸᖓᓂ ᑲᑎᒪᑎᑦᑎᓂᕐᒥᑦ ᐅᖃᓚᐅᑎᒃᑯᑦ

ᕗᔪᕙᑦ ᓄᐊᑰᔅ - ᐃᒪᕐᒥᐅᑕᓕᕆᔨᒃᑯᑦ ᖃᐅᔨᓴᖅᑏᑦ
ᓯᐅᕆ ᕗᓃᓴᓐ - ᐃᒪᕐᒥᐅᑕᓕᕆᔨᒃᑯᑦ ᐃᒪᕐᒥᐅᑕᓂ ᐊᐅᓚᑦᑎᓂᕐᒧᑦ C&A
ᐋᓐᔾᓚ ᔭᖕ - ᐃᒪᕐᒥᐅᑕᓕᕆᔨᒃᑯᑦ ᐃᒪᕐᒥᐅᑕᓂ ᐊᐅᓚᑦᑎᓂᕐᒧᑦC&A
ᓛᕐᑎᓐ Hᐃᐊᓄᕆ - ᐃᒪᕐᒥᐅᑕᓕᕆᔨᒃᑯᑦ ᐃᒪᕐᒥᐅᑕᓂ ᐊᐅᓚᑦᑎᓂᕐᒧᑦ NL
ᑯᐊᑦᓂ ᑖᐅ - ᐃᒪᕐᒥᐅᑕᓕᕆᔨᒃᑯᑦ ᐃᒪᕐᒥᐅᑕᓂ ᐊᐅᓚᑦᑎᓂᕐᒧᑦ NHQ
ᓖ ᐃᐊᑦ - ᐃᒪᕐᒥᐅᑕᓕᕆᔨᒃᑯᑦ ᐃᒪᕐᒥᐅᑕᓂ ᐊᐅᓚᑦᑎᓂᕐᒧᑦ NHQ*
ᑎᐅᕆᒃ ᒪHᐅᓂ - ᐃᒪᕐᒥᐅᑕᓕᕆᔨᒃᑯᑦ ᐃᒪᕐᒥᐅᑕᓂ ᐊᐅᓚᑦᑎᓂᕐᒧᑦ NHQ

ᐋᒻᐳ ᒐᐃᔫᔅ – ᓄᓇᕗᒻᒥ ᐆᒪᔪᓕᕆᔨᕐᔪᐊᒃᑯᑦ ᑲᑎᒪᔩᖏᑦ
.ᐃᓴᓐ ᐊᕿᐊᕈᖅ - ᓄᓇᕗᒻᒥ ᐆᒪᔪᓕᕆᔨᕐᔪᐊᒃᑯᑦ ᑲᑎᒪᔩᖏᑦ*
ᑎᐊᓃᔅ ᑎᓗ - ᓄᓇᕗᒻᒥ ᐆᒪᔪᓕᕆᔨᕐᔪᐊᒃᑯᑦ ᑲᑎᒪᔩᖏᑦ

ᕗᕚᓐᑭ ᔮᓐ–ᒑᖕᔮᓐ - ᓄᓇᕕᒃ ᐃᒪᕐᒥᐅᑕᓂᑦ ᐆᒪᔪᓂᑦ ᑲᑎᒪᔩᖏᑦ *

ᐅᕉᔅ ᓵᑉᒪᓐ - ᑲᓇᑕᒥ ᑲᑐᔾᔨᖃᑎᒌᖏᑦ ᑭᖑᑉᐸᓕᐅᖅᑏᑦ
ᐊᓕᔅᑎᐅ ᐅᕋᐃᓕ – ᐅᑭᐅᑕᖅᑐᒥ ᑲᑐᔾᔨᖃᑎᒌᑦ
ᔨᐅᕆ ᕗᐊᕐᑦ - ᕿᑭᖅᑖᓗᒃ ᑯᐊᐳᕆᓴᓐ
ᑯᕆᔅ ᕚᓪᓂᒐᓐ - ᕿᑭᖅᑖᓗᒻᒥ ᐃᖃᓗᓕᕆᔨᒃᑯᑦ ᑲᑐᔾᔨᖃᑎᒌᖏᑦ
ᐳᕋᐃᔭᓐ ᐆᐳᒃ - ᓄᓇᕗᒻᒥ ᐃᖃᓗᓕᕆᔨᒃᑯᑦ ᑲᑐᔾᔨᖃᑎᒌᖏᑦ*
ᐳᕋᐃᔭᓐ ᒫᒃᓇᕋᒪ - ᓂᐅᐸᐅᓐ ᒪᕐᒦᖕᒑᖅᑐᓂᑦ ᑎᒥᖓ
ᐲᑕ ᕈᔅ - ᒪᑭᕕᒃ ᑯᐊᐳᕆᓴᓐ

ᐃᓚᒍᑕᖓ 5

[ᑲᑐᑎᔪᑦ ᐃᖃᓗᓕᐱᓂᐅᔪᑦ ᑭᐅᔪᑦ ᐅᑭᐅᑕᖅᑐᒥ ᐆᒪᐃᑦ ᐃᖃᓗᑦᑕᐅᒋᐊᖏᑦᑐᑦ ᐃᖃᓗᑦᑕᐅᔪᑦ ᐊᐅᓚᑦᑎᓯᑎᒋᐊᕈᑏᑦ ᐊᒻᒪ ᒪᒃᑭᑎᑦᑎᓂᕐᒥᑦ ᐋᖅᑭᐊᖅᓯᒪᔪᓂᑦ ᖃᓄᐃᓐᓂᕆᐊᓕᖏᑦ ᓚᐃᓴᓐᓯ (COL)]

ᐃᓚᒍᑕᖓ 6

ᖃᐅᔨᓴᐃᔩᓄᑦ ᑎᑎᕋᖅᓯᒪᔭᖓ 2019/073

ᓇᐃᓕᒋᐊᕈᑖ: ᕿᒥᕐᕈᔭᐅᓂᖏᑦ ᑕᑯᒃᓴᕈᑐᐃᓐᓇᓄᐊᓖᑦ ᐊᒃᑐᐃᓂᖃᖅᑐᑦ ᐱᔭᐅᓇᓱᖕᓇᑎᒃ ᑐᑦᑯᓴᖅᑕᐅᔪᑦ ᐅᑭᐅᖅᑕᖅᑑᑉ ᐆᒐᖏᑦ (*ᐳᓇᐅᒪᑦ ᓴᐃᑕ*) ᑲᑎᖅᓱᖓᓂᖏᑦ ᐱᓇᓱᒃᑕᐅᑎᓪᓗᒋᑦ ᐅᑭᐅᖅᑕᖅᑑᑉ (*ᐸᓪᓚᓴ ᐳᐊᓇᔾᓚᔅ*) ᐊᒻᒪᓗ ᑕᖅᓴᓖᑦ (*ᐸᓪᓚᓴ ᒪᓐᑕᑐᐃ*) ᑭᖑᒃᐸᒐᓱᒃᑕᐅᓲᑦ ᑭᖑᒃᐸᒐᓱᒃᑎᑦ ᐃᖃᓗᒐᓱᒃᑎᖏᓄᒃ ᐃᖃᓗᒐᓱᒻᕕᖕᓂᑦ 1, 2, ᐊᒻᒪ 3

ᑎᑎᕋᖅᑐᑦ: ᕗᕝᑲᐃᔅ ᕚᓪᑯᔅ, ᓲᓚ ᐊᑦᓯᓴᓐ, ᑲᕙᓐ Hᐊᑦᓴᔅ, ᐊᒻᒪᓗ ᑕᐃᕙᑎ ᑎᓗᐊᓇᔭᐃᔅ

ᐅᑭᐅᖅᑕᖅᑑᑉ ᐆᒐᖓ (*ᐳᓇᐅᒪᑦ ᓴᐃᑕ*) ᐃᓱᒪᒋᔭᐅᔪᖅ ᐊᑐᓲᖅ ᓂᖃᐅᓲᑦ ᐆᒪᔪᖓ ᓂᕿᑐᖅᑎᓄᑦ ᐅᑭᐅᖅᑕᖅᑑᑉ ᑕᖃᐅᖓᓂ ᐆᒪᔪᑦ ᐊᐅᓚᔾᔪᓯᖓᒍᑦ ᐱᔾᔪᑎᒋᓪᓗᒍ ᕿᑎᓪᓗᐊᖓᓃᒻᒪᑕ ᓂᕿᓪᓗᐊᑕᐅᓪᓗᑎᒃ, ᑕᒪᐃᓐᓄᐸᓗᒃ ᐃᒻᒥᐅᑕᑦ ᓂᕐᔪᑎᖏᓐᓄᑦ (ᓇᑦᑏᑦ, ᕿᓚᓗᒐᑦ, ᑎᕆᒐᑦ ᐊᒻᒪ ᐊᓯᖏᑦ ᐃᖃᓗᐃᑦ) ᐊᒻᒪᑦᑕᐅᖅ ᐋᑎᖃᓪᓚᑦᑐᑎᒃ ᓂᕆᖕᖏᓂᐊᓄᑦ ᐱᕈᖅᑐᓂᒃ ᖁᓪᓗᒋᐊᑦ ᑭᖑᓪᓕᐅᔪᒥᒃ ᐊᖏᓕᒋᐊᕈᑎᓪᓗᑎᒃ (ᖁᒃᓗᒋᐊᑦ). ᐊᕐᕌᒍᓂᒃ ᖃᖓᑦᑎᐊᓂᒃ (ᓲᕐᓗ, ᑕᐃᑲᙵᑦ 2017), ᑭᖑᐸᓂᒃ ᐃᖃᓗᒐᓱᒃᑎᓄᑦ ᐅᒥᐊᔾᔭᐊᖏᓐᓂᒃ ᐊᐅᓚᑎᔭᑦ ᐃᓗᐊᒍᑦ ᑭᖑᐸᓂᒃ ᐃᖃᓗᒐᓱᒃᑎᓄᑦ ᐃᓂᖏᑕ 1 (ᕿᑭᖅᑖᓗᐃ ᐃᒪᕙᖓ) ᐊᒻᒪᓗ 3 (Hᐊᑦᓴᓐ ᐃᑭᖅᓴᖓ), ᖃᑯᑎᒃᑯᑦ ᐅᓂᒃᑳᔭᖃᓃᑦ ᐊᖏᔪᐋᓗᓐᓂᒃ ᐃᖃᓗᒃᑯᑎᒃ (400–2300 ᑭᓗᒍᕐᒥ ᐊᑐᓂ ᑲᓕᑕᒧᑦ) ᐅᑭᐅᖅᑕᖅᑑᑉ ᐆᒐᖏᓐᓂᒃ ᐃᖃᓗᖃᓯᐅᑎᓪᓗᑎᒃ. ᐃᒪᓐᒥᐅᑕᓕᓇᔾᒃᑯᑦ ᑲᓇᑕᒥ (DFO) ᓱᓇᒃᑯᑖᓄᑦ ᑲᒪᔾᔨᑕ ᐊᐅᓚᑦᑎᔾᔨᑦ ᐅᐸᒍᑎᓪᓗᑎᒃ DFO ᖃᐅᔨᓴᖅᑐᓕᓇᔾᔨᓂᒃ ᐱᔪᒪᓪᓗᑎᒃ ᐅᖃᔾᔮᖅᓱᐃᔾᔪᑎᒋᔭᓂᒃ ᑕᒪᒃᑯᓄᖓ ᐆᒪᔪᑦ ᐊᐅᓚᓂᐊᒍᑦ ᐆᒪᔪᖏᒍᓪᓗ–ᐱᔾᔪᑕᐅᓂᖏᑕ ᐅᑭᐅᖅᑕᖅᑑᑉ ᐆᒐᖏᓐᓂᒃ ᐃᖃᓗᖃᓯᐅᑎᓪᓗᑎᒃ ᐋᔭᐃᓂᖏᓐᓄᑦ ᓈᓴᐅᑎᖏᑦ ᕿᒥᕐᕈᔭᐅᕐᑯᓪᓗᒋᑦ ᐊᑐᓐᖓᔪᓄᑦ ᑭᖑᐸᓂᒃ ᐃᖃᓗᒐᓱᒃᑎᓄᑦ ᐃᓂᖏᓄᑦ ᐊᑐᖅᑕᓄᑦ (SFAs) ᐅᑭᐅᖅᑕᖅᑐᒥ.

ᐅᓇ ᖃᐅᔮᓯᓇᔭᒧᑦ ᑎᑎᕋᖅᑕᐅᔪᖅ ᕿᒥᕐᕈᐃᔭᖅᑕᖅᑐᖅ ᐅᑭᐅᖅᑕᖅᑑᑉ ᐆᒐᖓᑕ ᐆᒪᔪᓂᖏᖓᑕ ᖃᓄᓪᓗ ᐊᒃᑐᐊᖕᒪᖔᑦ ᐆᒪᔪᑦ ᐊᐅᓚᓂᓇᔾᔪᑦ, ᐃᓱᒪᒋᔭᖃᓪᓗᑎᒃ ᐊᕙᒃᓯᒪᓂᓇᖏᖏᑕ ᐃᓕᖅᑯᓯᓇᓚᔾᑕᖏᓐᓂᒃ, ᐊᒻᒪᓗ ᕿᒥᕐᕈᐃᔭᖅᑕᖅᑐᖅ ᑕᐃᒪᙵᓂᒃ ᖃᐅᔮᓇᔭᐅᓕᒪᑕ ᐱᓇᓱᒃᑕᐅᓇᑎᒃ ᐃᖃᓗᒃᑕᐅᓯᒪᔪᑦ ᑲᓇᑕᐅᑉ ᑲᓇᓈᑕ ᑭᖑᒃᐸᒐᓱᒃᑎᑦ ᐃᖃᓗᒐᓱᒃᑎᑦ ᑎᑎᕋᖏᒍᑦ. ᐱᓕᕆᐋᖑᓂᑯᔪᖅ ᓈᓴᐅᑎᓪᓗᐊᒥᒃ ᓇᓗᓇᐃᕆᔪᖃᕋᓱᒻᒪᓂᒃ ᐅᑭᐅᖅᑕᖅᑑᑉ ᐆᒐᖏᑕ ᐊᒥᓲᓂᖏᑕ ᐊᒃᑎᒋᓂᖓᓇᓂᒃ ᖃᐅᔮᓯᓇᔭᐅᔩᑦ ᐃᓂᕆᔭᒍᑦ. ᐱᔾᔪᑎᒋᓪᓗᒍ ᑭᓪᓕᖅᑲᓗᐊᖅᑐᑦ ᓈᓴᐅᑎᖏᑦ ᐊᑐᐃᓐᓇᐅᔪᓂᒃ ᕿᒥᕐᕈᔭᒃᑯᑦ, ᑕᒪᒃᑯᐊ ᐆᒪᔪᑦ ᐊᐅᓚᓂᐊᒍᑦ ᐱᓯᒪᔭᐅᔭᓇᐊᖅᑲᓗᐊᖅᑲᓗᐊᖏᑦ (ᓲᕐᓗ, ᓂᕆᔭᐅᓂᓇᓗᐃᖏᑦ ᐅᑭᐅᖅᑕᖅᑑᑉ ᐆᒐᖏᑦ ᓂᕿᑐᖅᑎᓄᑦ) ᐊᑐᖅᓱᒍ ᓴᓂᕋᒍᖓᓗᓂ ᓇᓚᐅᑦᑖᓇᔾᔨᑎᓕᓗᒍ ᐃᒪᓇᓗᐊ ᐊᒥᓲᓂᖃᖅᑐᑦ ᐅᓄᓗᐊᕐᓂᖏᓐᓂᒃ. ᑐᙵᕕᒋᓗᒋᑦ ᖃᓂᒌᑦ ᓇᓚᐅᑦᑖᓇᔾᔨᑎᐅᔪᑦ ᐃᖃᓗᖏᓄᑦ, ᑎᖏᐊᖏᓄᑦ, ᓇᑦᑎᖏᓄᑦ, ᐊᒻᒪᓗ ᕿᓚᓗᒐᖏᑕ ᐊᒥᓲᓂᖏᓄᑦ ᑕᒪᐃᓐᓂᒃ ᕿᑭᖅᑖᓗᐃ ᐃᒪᕙᐊᓂᒃ/ᕿᑭᖅᑖᓗᐃ ᑲᓛᓐᑦ ᐃᑭᖅᓴᖓᓂ, ᐅᑭᐅᖅᑕᖅᑑᑉ ᐆᒐᖏᑕ ᐊᑦᑕᑕᖅᑎᕆᓂᖏᑕ ᐱᓯᒪᔭᓇᐊᕐᓂᖏᑦ ᐆᒪᔪᑦ ᐊᓇᐅᒪᐃᓐᓇᖁᔾᔨᑦ ᐅᖓᑖᓃᒃᑲᔭᖅᑐᖅ 500,000 ᑕᓐᓃᑦ ᐅᑭᐅᖅᑕᖅᑑᑉ ᐆᒐᖏᑕ ᐊᕐᕋᒍᑕᒦᖅ, ᐃᓱᒪᒋᓗᒍ ᑖᒃᑯᐊ 10% ᑕᒪᐃᑕ ᐅᐊᖕᓇᖅᐸᓯᐊᓂ ᐊᑦᑖᓐᑎᒃ ᐳᐃᔾᔪᓛᑦᑎᐊᖏᑦ ᐊᑐᖃᑦᑕᕈᑎᒃ ᖃᐅᔮᓯᓇᔭᐅᔩᑦ ᐃᓂᖓᓐᓂᒃ. ᑕᐃᒪᓐᓂ ᑖᓐᓇ ᓈᓴᐅᑖ ᐃᓱᒪᒋᔭᐅᔫᒪᓗᐊᖅ ᐊᖅᐸᓯᓗᐊᖅᑑᓂᖓᓐᓂᒃ, ᑖᓐᓇ ᐊᒃᓯᓕᓕᐅᓐᓃᑦ ᓇᓚᐅᑦᑖᕈᑎᒥᒃ ᓴᖅᐹᔭᑕᐅᕗᖅ ᖃᓄᑎᒋᓗᐊᑕᖅ ᖁᑦᑎᖕᓂᖅᓵᓅᓂᖓᑕ ᐅᓄᕐᓂᖅᓴᐅᓚᓇᓂᐊᑕ ᐅᑭᐅᖅᑕᖅᑑᑉ ᐆᒐᖓᑕ ᐊᑦᑕᑕᖅᑎᕆᓂᖏᑕ ᑲᑎᖅᓱᖓᓕᖅᑐᑦ ᐆᒪᔪᑦ ᐊᐅᓚᓂᓇᔾᔪᑦ.

ᑕᐃᒪᓐᓂ ᓴᓂᓕᕆᒃᑎᓪᓗᒋᑦ ᕿᒥᕐᕈᓗᒋᑦ ᐊᒃᑎᒋᓗᐊᓂᖏᑕ ᓇᓚᐅᑦᑖᓇᖕᔭᐅᔩᑉ ᐅᑭᐅᖅᑕᖅᑑᑉ ᐆᒐᖏᑕ ᐊᒥᓲᓂᖏᑕ ᑖᒃᑯᓄᖓ ᐱᓇᓱᒃᑕᐅᓇᑎᒃ ᐃᖃᓗᒃᑕᐅᖃᖅᓯᐅᔾᔭᑦ ᓈᓴᐅᑎᖏᓄᑦ, ᐃᓱᒪᓕᐅᕆᔭᐅᔩᓇᖅᓯᓗᑎᒃ ᖃᓄᑎᒋ ᐊᒃᑐᐃᒪᖔᑦ ᑕᒪᓇ ᐃᖃᓗᒃᑕᐅᓇᓱᓇᑎᒃ ᐋᖅᑕᐅᓂᖏᑦ ᐊᑐᓐᖓᔪᓄᑦ ᑭᖑᐸᓂᒃ ᐃᖃᓗᒐᓱᒃᑎᓄᑦ ᐃᓂᖏᓄᑦ ᑕᒪᒃᑯᓄᖓ ᐅᑭᐅᖅᑕᖅᑑᑉ ᐆᒐᖏᑕ ᐊᒥᓲᓂᖓᔭᖏᓄᑦ ᐃᖅᑯᓕᕆᐅᑎᒃᓴᐅᙳᑦᑐᓗᓐᓂᓐᑦ ᒥᑭᓗᐊᓂᑯᒧᑦ; ᑐᙵᓂᑦᑐᖅ 0.1% ᐆᒪᔪᑦ ᑲᑎᖅᓱᖓᓂᖏᑦ ᐊᕐᕋᒍᑕᒦᖅ ᑐᙵᕕᒋᓗᒍ ᓂᕿᑐᖅᑏᑦ ᐊᓇᐅᒪᔾᔪᑎᒋᓲᖏᑦ. ᑕᐃᒪᓐᓂ ᑖᓐᓇ ᑭᓪᓕᖅᑲᖅᑲᓂ ᑕᐅᑦᑐᒐᕗᑦ ᑕᒪᒃᑯᓄᖓ ᐅᑭᐅᖅᑕᖅᑑᑉ ᐆᒐᖓᑕ ᐊᑦᑕᑕᖅᑎᕆᓂᖏᑦ ᓈᓴᐅᑎᖏᓐᓂᒃ ᓇᓗᓈᕿᓂᐊᑕᓗ ᑕᒪᒃᑯᐊ ᐊᑦᑕᑕᖅᑎᕆᓂᖏᓄᑦ ᓈᓴᐅᑎᓕᐊᑦ, ᐆᒪᔪᑦ ᐊᐅᓚᓂᐊᒍᑦ ᐊᑐᓇᓕᖏᓄᓗ–ᑲᒪᑦᑎᐊᖅᑐᓄᑦ ᐅᑭᐅᖅᑕᖅᑑᑉ ᐆᒐᖏᑕ ᐱᔭᓇᔭᐅᔪᑦ ᓈᓴᐅᑎᖏᑦ ᐊᑐᓐᖓᔪᓄᑦ ᑭᖑᐸᓂᒃ ᐃᖃᓗᒐᓱᒃᑎᓄᑦ ᐃᓂᖏᓄᑦ (SFAs) ᓴᖅᑭᑕᐅᔪᓇᔾᔭᖏᑦᑐᖅ ᐅᓗᒥᐅᔪᑦ. ᑕᐃᒪᐃᓐᓂᖓᓄᑦ, ᑖᒃᑯᐊ ᓚᐃᓴᓯᐆᑉ ᑭᓪᓕᓯᓂᐊᒐᖏᑦ ᐊᓯᔾᔨᓂᐊᕈᑎᒃ ᒪᓕᒡᓗᒍ ᖁᕝᕙᓯᕆᐊᓇᓂᖓᓄᑦ ᐅᑭᐅᖅᑕᖅᑑᑉ ᐆᒐᖓᓂ ᐃᖃᓗᖅᑲᓯᐅᔾᔭᐅᔪᓂᒃ ᓴᖅᑭᒐᔭᖅᑐᒥᒃ ᐊᖏᓂᖅᓴᐅᔪᓂᒃ ᐋᔭᐃᓂᕐᓂᒃ, ᑕᒪᓇ ᐅᓗᓇᐋᓲᑎᖃᖅᑳᓂᖅ ᐱᓗᐊᖅᑕᐃᓕᒪᓂᖅ ᐊᑐᖑᕐᑯᔭᐅᕗᖅ.

ᐃᓚᒍᑕᖓ 7

ᖃᐅᔨᓴᖅᑎᒃᑯᑦ ᐅᖃᐅᔾᔨᖅᓯᐃᔾᔪᑎᒧᑦ 2020/007

ᓇᐃᓕᒋᐊᕆᔾᔪᑦ: ᕿᒥᕐᕈᓯᐅᓂᖓ ᐅᑭᐅᖅᑕᖅᑑᑉ ᐆᒪᔾᔪᑎᑦ (*ᐳᐊᕆᐅᒐᑕᔅ ᓴᐃᑕ*) ᐱᓇᓱᒃᑕᐅᓇᑎᒃ ᐃᖃᓗᒃᑕᓄᑦ ᑲᓇᑕᐅᐃᑉ ᐅᑭᐅᖅᑕᖅᑐᐊᓂ ᑭᖑᒃᐸᓯᓱᒃᑎᑦ ᐃᖃᓗᓯᓱᒃᑎᖏᓄᑦ

- ᑭᖑᒃᐸᓯᓱᒃᑏᑦ ᐃᖃᓗᓯᓱᓲᑦ ᑲᓇᑕᐅᑉ ᐅᑭᐅᖅᑕᖅᑐᖓ ᐊᑑᑎᖃᓪᓚᒃᑐᖅ ᓱᓇᒃᑯᑖᕆᔭᐅᖕᒪᑦ ᐃᓄᐃᑦ ᓄᓇᕗᒻᒥ ᓄᓇᕕᒻᒥᓪᓗ ᑮᓇᐅᔭᓕᐅᕋᓱᐊᕈᑕᐅᓪᓗᑎᒃ ᑭᖑᒃᐸᐃᑦ ᐃᖃᓗᓯᓱᒃᑎᖏᓄᑦ ᑭᖑᒃᐸᓯᓱᒃᕕᐅᑉ ᐃᓂᖓᑕ 1 (SFA 1) ᐊᒻᒪᓗ ᑖᒃᑯᐊᒃ ᑲᓇᖓᓂ ᐱᖓᖓᓂᓪᓗ ᕿᒥᕐᕈᔭᐅᕙᖕᓂᑦ ᑭᓪᓕᖅᑲᕙᖕᓂᑦ (EAZ/WAZ). ᑕᒃᑯᐃᓇᓇᓪᓗᒍ, ᐱᐅᔪᖅ ᐊᒃᑐᐊᖅᑎᑮᒍᑖ ᐊᑯᓂᐊᒍᑦ ᐃᓗᐃᑦᑑᔫᑉ ᑭᖑᒃᐸᒃᑕᐅᓰᓄᑦ ᐊᒻᒪᑦᑕᐅᖅ ᐅᑭᐅᖅᑕᖅᑑᑉ ᐆᒪᔾᔪᑎᑕ (*ᐳᕆᐅᒐᑕᔅ ᓴᐃᑕ*) ᐃᖃᓗᖅᑲᓯᐅᕐᔪᑦ ᐅᕐᕆᓇᔪᐅᓯᒪᔪᓂᑦ.

- ᐱᔾᔪᑎᒋᓪᓗᒍ ᐊᒥᒐᓗᐊᖅᑐᒥᒃ ᓇᓛᓴᐅᑎᖁᑎᖃᓐᓂᖏᓄᑦ, ᖃᐅᔨᓴᖅᑏᑦ ᐅᖃᐅᔾᔨᖅᓱᖅᑏᑦ ᓴᖅᑮᔭᓇᕐᑎᒃ ᑭᒍᑎᒥᒃ ᐊᐱᖅᑯᑕᐅᔪᒧᑦ ᕿᒥᕐᕈᓪᓗᒍ ᐱᖃᓇᐊᖃᒪᖔᑦ "ᐃᓱᖓᓂᒃ" ᑕᒪᒃᑯᐊ ᐅᑭᐅᖅᑕᖅᑑᑉ ᐆᒪᔾᔪᑎᑦ ᐱᓯᓇᓱᐅᓂᖏᓄᑦ ᐊᒻᒪᑦᑕᐅᖅ ᓇᓗᓇᐃᕋᓱᐅᑦᑎᐊᓐᓂᖏᑕ "ᔫᑎᑦᑎᔪᖅ ᐊᓯᐊᓄᑦ" ᐅᖃᐅᓯᖅᑖᓄᑦ.

- ᐱᔾᔪᑎᒋᓪᓗᒍ ᐱᑕᖃᑦᑎᐊᖏᓐᓂᐊᓄᑦ ᓇᓗᓇᐃᕈᑎᖏᓐᓂᒃ ᐊᒻᒪᑦᑕᐅᖅ ᐃᓚᒌᑦᑕᖅᑐᑦ ᐊᑐᕆᖏᑕ ᐃᓂᖏᓐᓂᒃ ᐅᓪᓗᖏᒍᓪᓗ ᐊᒍᖅᓯᒪᓂᕆᖏᑕ ᐅᑭᐅᖅᑕᖅᑑᑉ ᐆᒪᔾᔪᑎᖏᑦ, ᐅᓪᓗᒥ ᐊᖏᔪᐋᓗᖏᑦ ᖃᓪᓗᓈᑦ ᖃᐅᔨᓴᖅᑎᖏᑦ ᓇᓗᓂᐹᑦ ᖃᓄᑎᒋ ᑲᑎᖅᓱᖓᔪᐋᓗᐋᑦ ᐆᒫᓗᐃᑦ ᓇᐋᓯᐅᑎᓪᓗᐊᕆᔭᖏᓐᓄᑦ ᓇᓚᐅᑦᑖᕈᑎᒃᓴᓂᓪᔫᓂᑦ ᓴᖅᑭᓯᒪᔪᑦ ᖃᐅᔨᓵᕆᔭᐅᓂᑯᓄᑦ ᐊᑐᓐᖓᔪᑦ ᐊᓯᖏᓄᑦ ᐃᖃᓗᓐᓄᑦ ᖃᐅᔨᓵᖅᑕᖅᑐᓗᑦ ᐱᖃᓯᐅᔾᔨᔪᑦ ᐅᑭᐅᖅᑕᖅᑑᑉ ᐆᒪᔾᔪᑎᖏᓐᓂᑦ. ᑕᒪᓇ ᓇᓗᓈᕿᓂᖅ ᓴᖅᑮᕙᒃᑐᖅ ᖃᐅᔨᓴᖅᑏᑦ ᐊᖅᐸᓯᒃᑐᒥᒃ ᐅᒃᐱᕈᓱᒃᑎᖃᕐᓂᖅᑲᖏᓐᓂᒃ ᐊᒃᑐᐃᔭᖅᑲᖏᓐᓄᑦ ᐋᖅᑕᑦ ᐅᑭᐅᖅᑕᖅᑑᑉ ᐆᒪᔾᔪᑎᑦ ᐊᒃᑐᐃᓂᖃᖅᑲᖏᓐᓂᖓᓗ ᑭᖑᒃᐸᒃᑎᓄᑦ ᐱᓯᓇᓱᐅᔪᓄᑦ. ᑕᐃᒪᓕ ᑖᒃᑯᐊ ᑲᑎᖅᓱᖓᓂᖏᓐᓂᖏᑦᑕ ᓇᓚᐅᑦᑖᕆᖏᑦ ᓇᓛᓴᐅᑏᑦ ᓱᓕᐸᓗᑐᐊᕈᑎᒃ, ᑖᓐᓇ ᐳᓴᓐᑎᖓ ᑕᒪᒃᑯᓂᖓ ᐅᑭᐅᖅᑕᖅᑑᑉ ᐆᒪᔾᔪᑎᑦ ᐱᓯᓇᓱᐅᔪᑦ ᐃᓗᐃᑦᑑᔪᒥᒃ ᐆᒪᓗᑦ ᑲᑎᖅᓱᖓᔪᓂᒃ ᐊᖅᐸᓯᒃᑐᒪᓇᐋᓗᐃᔪᖅ ᑭᓯᐊᓂ ᓇᓗᓂᖏᓐᓄᑦ ᖃᐅᔨᓴᖅᑏᑦ, ᓯᕗᓂᕐᓴᖅᓱᒍᑎᒃ ᑲᔪᓯᑦᑐᓴᐅᕗᑦ.

- ᐱᑕᖃᓪᓚᐅᖅᓯᒪᑎᓇᒍᑦ ᑐᕌᖓᓱᓪᓚᑲᐅᑉᑐᒥᒃ ᐆᒪᕐᓄᑦ ᖃᐅᔨᓵᕆᓴᓂᒃ ᐊᒻᒪᑦᑕᐅᖅ ᑭᓪᓕᖅᓱᓪᓚᑲᐅᑉᑐᓂᒃ ᓇᓛᓴᐅᑎᖃᐅᓯᒪᓂᖏᓐᓂᒃ ᐊᓇᐅᒪᓂᖃᑦᑎᐊᖏᑦᑐᑦ ᓯᕗᕿᐸᓯᐅᒪᒥᒃ ᐆᒪᓰᕐᒧᑦ ᑎᑭᓪᓗᒍ ᐃᓇᕈᓐᓂᖃᑦᑎᐊᖏᑦᑐᑦ ᐊᑯᓂᐅᓂᖏᑦ ᐅᑭᐅᖅᑕᖅᑑᑉ ᓯᕗᓂᐊᒍᑦ ᐊᑐᖅᑎᑦᑎᓂᐊᖅᑕᐅᖏᓐᓂᖏᑦ ᑐᑭᒧᐊᑦᑎᐊᖅᑎᑦ ᐊᒃᑐᐊᔪᑦ ᐱᓇᓱᒃᑕᐅᓪᓚᕆᒃᑐᑦ ᐃᖃᓗᒃᑕᓄᑦ ᐊᒻᒪ ᐃᒋᑕᑦ ᑮᓇᐅᔭᓕᐅᕈᓯᐊᖅᑎᓄᑦ ᑲᓇᑦᑎ ᐃᖃᓗᓯᓱᒃᑎᑦ (ᐃᒪᕐᒥᐅᑕᓕᕆᔨᑦ 2012) ᓇᓗᓇᐃᖅᓯᓪᓗᒍ ᑭᔾᔭᓐᓇᕈᓐᓇᖅᑐᒥᒃ ᐱᓯᒃᓴᑦ ᑭᓪᓕᓕᐊᖏᓐᓂᒃ.

- ᑲᓇᑕ ᐊᒃᓯᕈᐋᖅᑲᖅᐳᖅ ᐃᒪᕐᒥᐅᑕᒥᒍᑦ ᓄᓇᕐᔪᐊᒥᓪᓗ ᐊᑐᓕᖅᑎᑦᑎᓂᕐᒥᒃ ᓴᐳᒥᓇᕐᔪᑎᓄᑦ ᐊᐅᓚᑦᑎᔩᓪᓗ ᐊᑐᐊᕙᖏᓐᓂᒃ ᓵᙵᓴᖅᑐᓂᒃ ᐱᓇᓱᒃᑕᐅᓇᑎᒃ ᐱᓯᓇᓱᐅᔪᓄᑦ ᐃᖃᓗᓐᓄᑦ, ᐃᓚᒋᓪᓗᓂᒋᑦ ᐅᑭᐅᖅᑕᖅᑑᑉ ᐆᒪᔾᔪᑎᑦ ᐃᖃᓗᓯᓱᒃᑎᖏᓄᑦ ᐅᑭᐅᖅᑕᖅᑑᑉ ᑕᖅᓴᓕᓪᓗ ᑭᖓᒃᐸᒃᑎᖏᓐᓄᑦ ᑲᓇᖕᓇᑕ ᑲᓇᑕᐅᑉ ᐅᑭᐅᖅᑕᖅᑐᐊᑕ ᑕᓇᐅᓐᖓᑦ.

- ᐅᑭᐅᖅᑕᖅᑑᑉ ᐆᒪᔾᔪᑎᑦ ᐊᒃᑑᓇᑎᒃ, ᐆᒪᑯᑖᓇᑎᒃ ᓂᕿᒋᓱᐅᔪᓄᑦ ᐃᖃᓗᓐᓄᑦ ᐊᔾᔨᖃᕐᓇᑎᒃ ᐃᓚᒋᔪᒥᑕ ᐃᖃᓘᖃᑎᒥᑕ ᐃᓅᓯᖃᕐᓂᖏᓐᓄᑦ ᓰᖃᐃᓪᓗ ᐃᓂᖃᓚᐅᖃᒥᔪᖅ ᒪᓇᓇᓕᑦᑖᕐᒥᒃ ᐅᖓᑖᓄᑦ ᐊᓇᐅᒪᑲᐃᓇᕈᑖᑕ ᓯᕗᕿᐸᓯᐅᓂᐊᑕ ᐊᒻᒪᓗ ᑐᕙᒻᒥ ᐱᕈᓕᓴᕈᑎᖏᓐᒍᑦ. ᑕᐃᒪᒃᑲᓗᐊᖅᑐᑦ ᐃᓕᖅᑯᓯᖃᕐᓂᖏᑦ, ᑕᒪᒃᑯᐊ ᐅᑭᐅᖅᑕᖅᑑᑉ ᐆᒪᔾᔪᑎᑦ ᑕᐃᔭᐅᓯᖑᓪᒪᑕ ᐃᖅᑲᒥᐅᑕᑦ ᐃᖃᓗᖏᑦ ᒪᓕᒃᓗᒍ ᐊᑦᔨᖓᑎᒃ ᐃᖃᓗᓯᒪᑎᓄᑦ ᒪᓕᒐᕐᔨᖏᑦ ᑕᐃᒪᐃᓪᓗᓂ "ᔫᑎᑦᑎᔪᖅ ᐊᓯᐊᓄᑦ" ᐅᖃᐅᓯᖅᑕᖏᑦ ᐃᒪᕝᕕᒥᑦ ᐅᑭᐅᖅᑕᖅᑑᑉ ᑭᖑᒃᐸᓯᓱᒃᑎᑦ ᑭᓪᓕᓯᓂᐊᓚᑦ ᓚᐃᓴᓐᓯᖏᑦ ᐊᑑᑎᓚᔪᖅᐳᑦ.

- ᐅᑭᐅᖅᑕᖅᑑᑉ ᐆᒪᔾᔪᑎᑦ ᔫᑎᓇᓱᑦ ᐊᓇᐅᒪᔾᔪᑎᒃᓴᑕ ᐊᖅᐸᓯᓯᑦ ᓂᖃᐅᓱᑦ ᐃᖃᓗᖏᓐᓂᒃ ᖁᑦᑎᓂᖅᓴᑦ ᓂᕿᑐᖅᑎᑦ ᐆᒪᔪᖏᓄᑦ ᐊᒻᒪᓗ ᐃᓯᒪᒋᔭᐅᕗᑦ ᓂᕕᖓᑎᑦᑎᔪᑦ ᐆᒪᔪᖓ ᐅᑭᐅᖅᑕᖅᑑᑉ ᑕᕆᐅᒥ ᐆᒪᔪᖃᕐᕕᐅᓯᒪᓂᖏᓐᓄᑦ, ᓂᕿᑐᖅᑎᐅᓂᖏᓐᓄᑦ ᐊᒥᓱᐊᓗᖕᓄᑦ ᑕᕆᐅᑉ ᑎᖏᐊᖏᑕ, ᐳᐃᔩᑦ ᐊᔾᔨᒌᖏᑦᑐᑦ, ᐃᖃᓗᓯᐅᓗᓐᓄᓪᓗ. ᐊᖏᔪᐋᓘᔪᒥᒃ ᑲᑎᓪᓚᖓᓗ ᑲᑎᖅᓱᖓᓂᖏᓐᓂᒃ ᐅᓚᐃᑦ ᐱᑕᖃᓐᓂᖅᑲᓕᒃ ᑖᒃᑯᐊ ᐅᑭᐅᖅᑕᖅᑑᑉ ᐆᒪᔾᔪᑎᑦ ᐆᒪᔪᖅᑯᑎᖏᓐᓄᑦ ᑲᔪᓯᓐᓇᖅᑎᑦᑎᔾᔪᑎᖃᕈᑎᖏᓐᓄᑦ.

- ᐅᑭᐅᖅᑕᖅᑑᑉ ᐆᒪᔾᔪᑎᑦ ᑲᔪᓯᓪᓚᕆᖕᒪᑕ ᑕᐃᔭᐅᖕᒪᑕ ᓇᔪᒐᖅᓯᓂ ᐃᓯᒪᒋᔭᐅᓪᓗᑎᒃ ᑕᖅᑭᐅᑉ ᐃᓚᖏᓐᒍᑦ ᓃᑦᑕᓯᑦ ᐊᔾᔨᖏᓐᖏᑦᑐᓂᒃ ᓇᔪᖅᑕᐅᓯᓂᖏᑦ ᐊᖅᑲᖑᒃ ᐃᓚᖏᒍᑦ (ᓯᖁ, ᐊᐅᔭᒃᑯᑦ ᑲᑎᙵᓂᕆᓯᖏᑦ, ᑐᕚᑉ ᐊᑯᓂᐊᒍᑦ ᓇᔪᕆᓯᖏᑦ).

- ᑲᔪᓯᓇᖅᑐᒥᒃ ᐅᓂᒃᑳᑎᓴᐅᓂᖏᑦ ᐱᓇᓱᐊᖅᑕᑦ ᐱᓴᐅᓇᓱᓇᑎᓪᓗ ᐱᓴᑎᓴᓄᑦ ᐃᖃᓗᖏᓄᑦ ᐊᑐᓪᓗᒋ ᑕᐃᔭᐅᒥ–ᑎᑎᕋᖅᑕᑦ ᖃᐅᔨᓴᖅᑎᐅᓯᑦ ᐱᓕᕆᕙᐊᒍᑦ ᐅᒥᐊᖅᔪᐊᓗ ᑎᑎᕋᓇᐊᖅᓯᖏᒍᑦ ᐊᑐᓇᐊᖅᑲᓯᒋᓴᐅᕗᑦ

ᓱᕗᓂᒃᑯᑦ ᓴᖅᑮᑎᑦᑎᓂᕐᒥᒃ ᖃᐅᔨᓴᖅᑏᑦ ᐅᖃᐅᔾᔨᖅᓱᐃᔾᔪᑎᖏᓐᓄᑦ ᓇᓗᓇᐃᕆᔾᔪᑎᓂᒃ ᓇᓪᓕᐊᓐᓄᑐᐃᓐᓇᖅ ᐃᖃᓗᒋᔭᓄᑦ ᐱᖃᓱᐅᔾᔭᑦ ᐃᖃᓗᒐᓱᒃᑎᓄᑦ.

- ᑐᕌᖓᓪᓚᓇᒃᑐᖅ ᖃᐅᔨᓵᖃᓐᓂᖅ ᐱᑕᖃᓇᐊᓕᒃ ᐅᑭᐅᖅᑕᖅᑑᑉ ᐆᒐᖏᑕ ᐆᒪᔪᔾᔪᓯᖏᓄᑦ, ᐊᐅᓚᓂᖃᓲᖏᑕ ᐆᒪᓂᐊᕈᑦ, ᐊᒥᓲᓂᖏᓄᑦ ᐊᐅᓚᔾᔪᓯᖏᑦ, ᐊᒻᒪᑦᑕᐅᖅ ᐆᒪᔪᓄᑦ ᐊᐅᓚᔾᔪᑎᒋᔾᔭᑕ ᑕᐅᑐᙵᐊᕈᑎᖏᓄᑦ ᑐᑭᓯᕚᓪᓕᕈᓐᓇᕐᑯᓪᓗᑕ ᖃᓄᑎᒋ ᕿᑎᕋᕈᑕᐅᒪᙱᖏᑕ ᐆᒪᔪᑦ ᓂᕿᖃᐅᓯᖏᓄᑦ. ᑕᒪᓐᓇ ᖃᐅᔨᓴᖅᑎᓄᑦ ᓴᖅᑮᒐᔭᖃᕗᑦ ᓇᐋᓴᐅᑎᒃᑯᑦ ᓱᓕᔪᖃᔭᐅᓂᖅᓴᒃᑯᑦ ᑲᑎᖅᓱᖓᓂᖃᓲᖏᑕ ᐋᒃᑎᒋᓂᐊᓄᑦ ᓇᐋᓴᐅᑎᑦ ᓇᓚᐅᑦᑖᒐᖏᓄᑦ ᐱᐅᓯᒋᐊᕆᓱᓪᓗᒋᑦ ᐅᖃᐅᔾᔨᖅᓲᑕᐅᓲᑦ ᑲᔪᓯᔪᓐᓇᖅᑐᓄᑦ ᐱᓇᓱᒃᑕᐅᓇᓱᒃ ᐃᖃᓗᒃᑕᐅᓲᓄᑦ ᑭᙳᒃᐸᙱᓂᐊᖅᑎᑦ ᐃᖃᓗᒐᓱᒃᑎᖏᓄᑦ.

ᐃᓚᒍᑕᖓ 8

[ᖃᐅᔨᓴᓂᕐᒧᑦ ᑎᑎᕋᖅᓯᒪᔪᑦ 2019/073: ᖃᐅᔨᓴᓂᕐᒥᑦ ᐊᑦᑐᖅᑕᐅᔪᓐᓇᖅᑐᓂᑦ ᐃᖃᓗᑦᑕᐅᒋᐊᖏᑦᑐᑦ ᐃᖃᓗᑦᑕᐅᔪᓂᑦ ᑐᕐᑯᖃᑦᑕᕐᓂᖏᑦ ᐅᑭᐅᑕᖅᑐᒥ ᐆᒐᕐᓗᑦ *(Boreogadus saida)* ᑭᖑᐸᖏᓐᓂ ᐅᑭᐅᑕᖅᑐᒥ *(Pandalus borealis)* ᐊᒻᒪ ᖃᑯᖅᑕᓵᑦ *(Pandalus montagui)* ᑭᖑᐸᓂ ᐃᖃᓗᓕᕆᓂᕐᒥᑦ ᑭᖑᐸᓂᐊᕐᕕᐅᔪᓂᑦ 1, 2, ᐊᒻᒪ 3 (ᖃᐅᔨᓴᓂᕐᒧᑦ ᑎᑎᕋᖅᓯᒪᔪᑦ 2019/073)]

ᐃᓚᒍᑕᖓ 9

[ᖃᐅᔨᓴᖅᑎᓂᑦ ᐅᖃᐅᔾᔨᓯᐊᓂᕐᒧᑦ ᐅᓂᒃᑳᑦ 2020/007: ᕿᒥᕐᕈᓂᖅ ᐅᑭᐅᑕᖅᑐᒥ ᐆᒪᖕᒋᓐᓂ (Boreogadus saida) ᐃᖃᓗᑦᑕᐅᓯᐊᖕᒋᑦᑐᑦ ᐃᖃᓗᑦᑕᐅᔪᑦ ᑲᓇᑕᒥ ᐅᑭᐅᑕᖅᑐᒥ ᑯᖕᒍᑉᐸᓂ ᐃᖃᓗᓕᕆᓂᕐᒧᑦ]

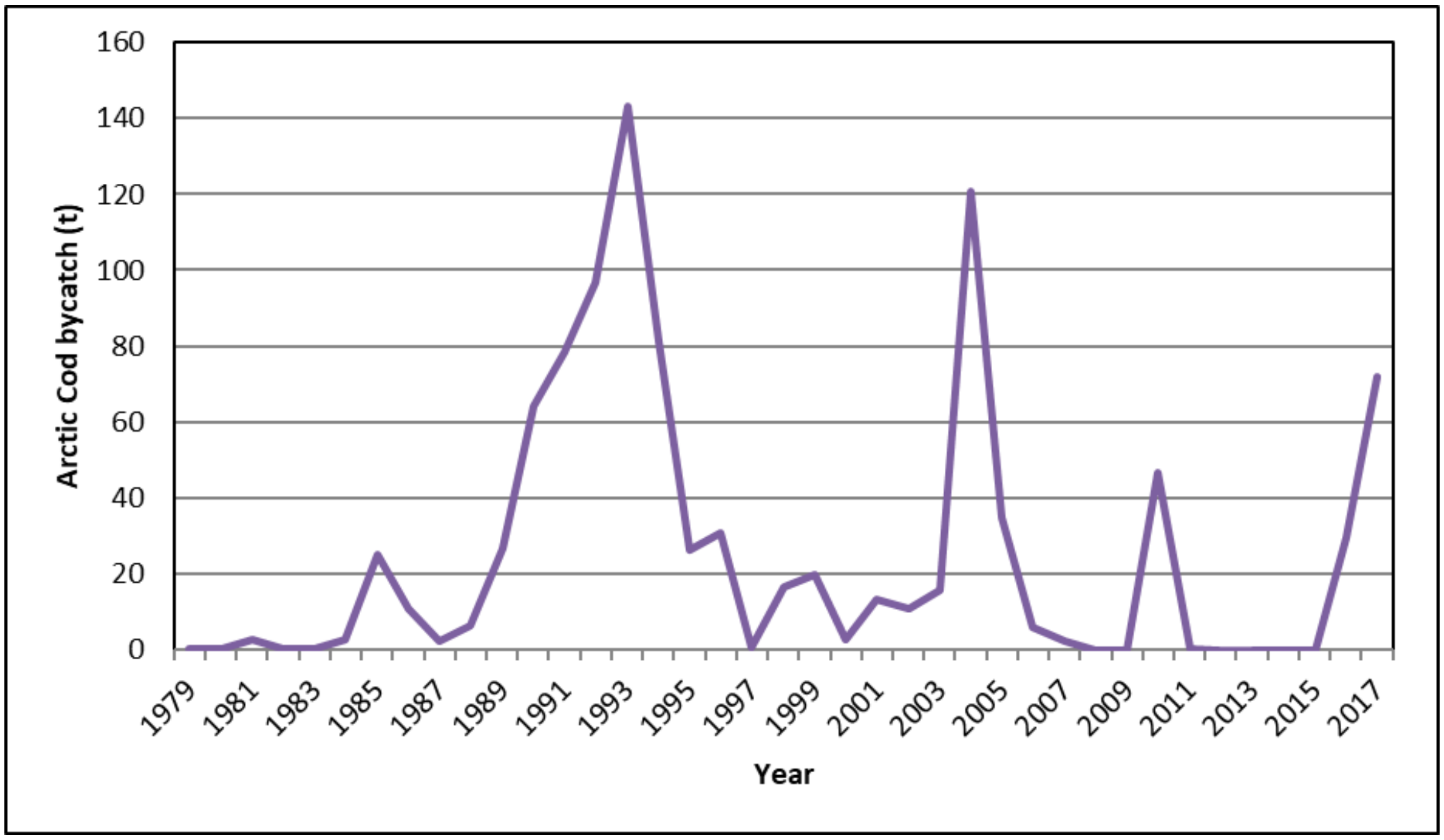

ᐊᔾᔨᓐᖑᐊᖅ 1. ᐅᑭᐅᑕᖅᑐᒥ ᐆᒪᐃᑦ ᐃᖃᓗᑦᑕᐅᓯᐊᖕᒋᑦᑐᑦ ᐃᖃᓗᑦᑕᐅᔪᑦ ᑭᖕᒍᑉᐸᓂᐊᕐᕕᒻᒥ 1 ᐊᕐᕌᒍᓄᑦ 1979–2018.

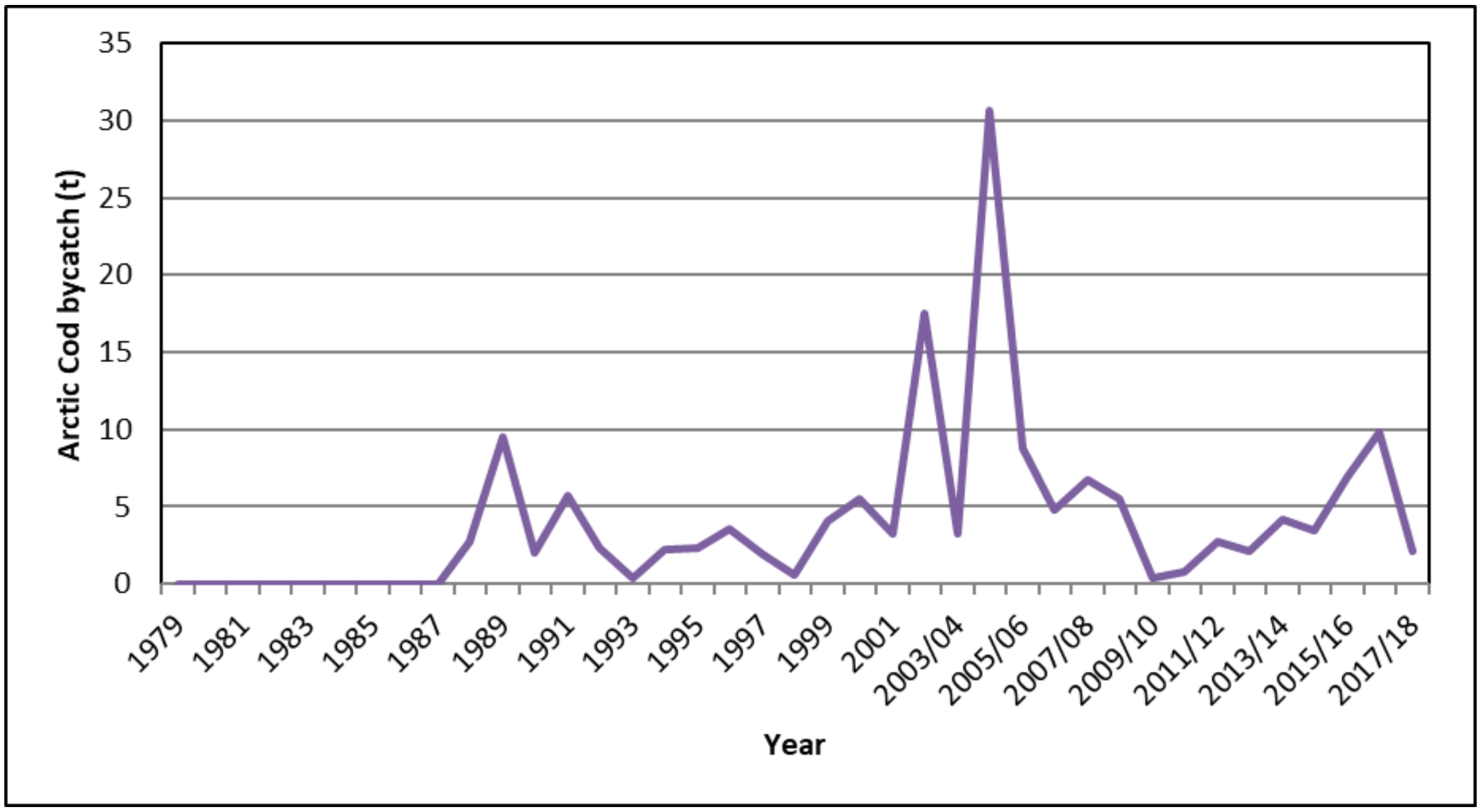

ᐊᔾᔨᓐᖑᐊᖅ 2. ᐅᑭᐅᑕᖅᑐᒥ ᐆᒪᐃᑦ ᐃᖃᓗᑦᑕᐅᓯᐊᖕᒋᑦᑐᑦ ᐃᖃᓗᑦᑕᐅᔪᑦ ᑭᖕᒍᑉᐸᓂᐊᕐᕕᒻᒥ 2 (ᑲᓇᓐᓇᖓ ᖃᐅᔨᓴᕐᕕᐅᔪᖅ ᑭᑦᑕᖓ) ᐊᕐᕌᒍᓄᑦ 1979–2018[1]

---

[1] ᑭᖕᒍᑉᐸᓂᑦ ᐃᖃᓗᓕᕆᓂᕐᒥᑦ ᐊᐅᓚᑦᑎᓂᕐᒧᑦ ᐅᑎᖅᑕᕐᓂᖓ ᐊᓯᑦᑕᖅᑐᖅ ᐅᓪᓗᖅᓯᐅᑎᖕᒋᓐᓂ ᐊᕐᕌᒍᒥᑦ ᑰᓇᐅᔭᓕᕆᓂᕐᒧᑦ ᐊᕐᕌᒍᒧᑦ 2003.

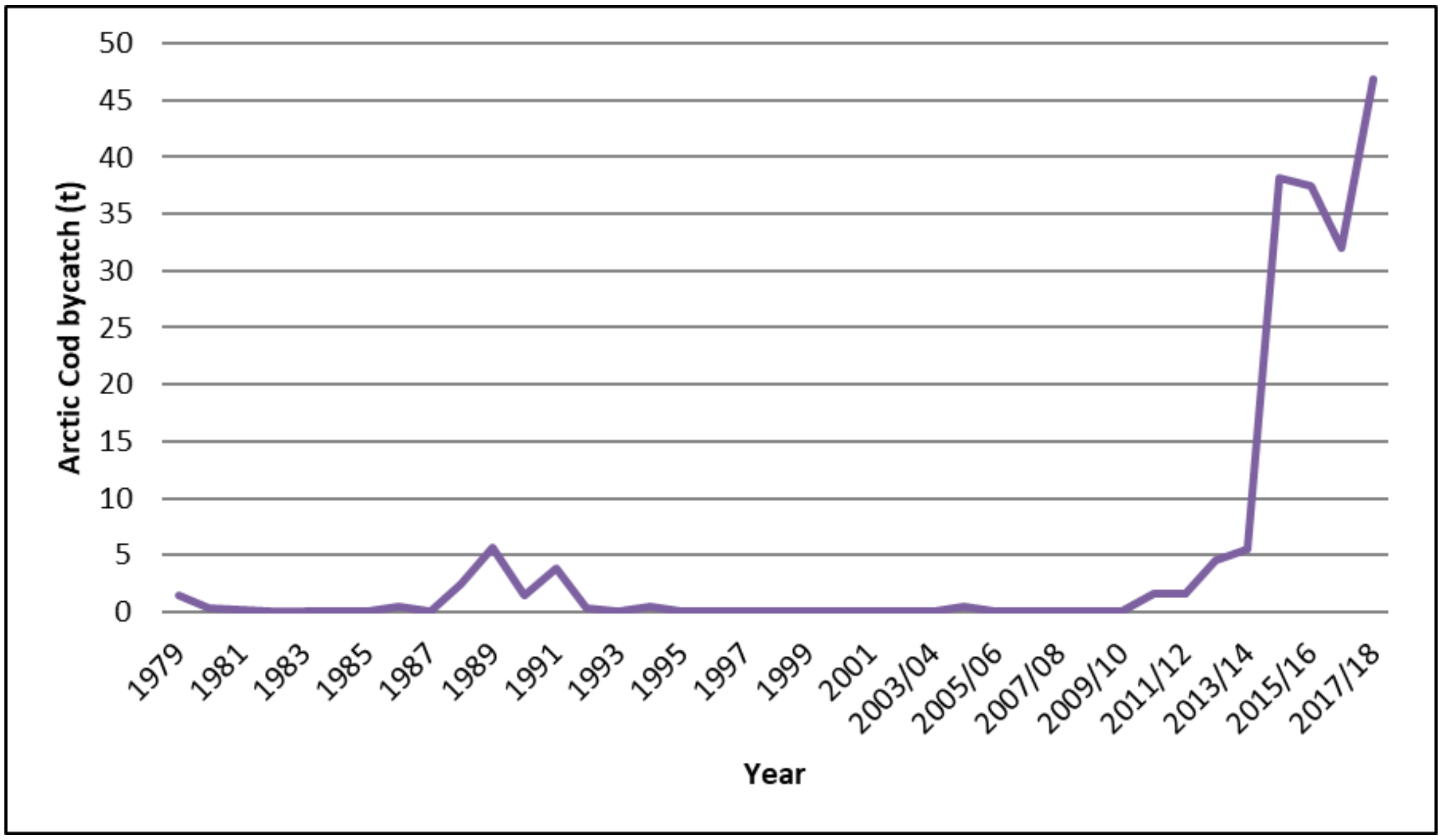

ᐊᔾᔨᙳᐊᖅ 3. ᐅᑭᐅᑕᖅᑐᒥ ᐆᒪᐃᑦ ᐃᖃᓗᑦᑕᐅᓯᐊᖏᑦᑐᑦ ᐃᖃᓗᑦᑕᐅᔪᑦ ᑭᖑᐸᓂᐊᕐᕕᒻᒥ 3 (ᐱᖓᓐᓇᖓᓂ ᖃᐅᔨᓴᕐᕕᐅᔪᒥᑦ ᑭᓪᓕᖓ) ᐊᕐᕌᒍᓄᑦ 1979–2018[2].

ᑎᑎᕋᖅᓯᒪᔪᑦ 1. ᐅᑭᐅᑕᖅᑐᒥ ᐆᒪᖅᑕᐅᓯᒪᔪᑦ ᐅᑯᓇᓂ SFA 1, EAZ ᐊᒻᒪ WAZ ᐊᕐᕌᒍᓄᑦ 2018-19 ᑎᑭᑦᑐᒍ 2019-20 (ᐅᓇᐅᓕᖅᑎᓪᓗᒍ ᔫᓐᓄᐊᕆ 30, 2020). *ᑐᑭᓯᐱᑎᐊᕈᑏᑦ ᐃᓱᒪᒋᔭᐅᔪᑦ ᐱᑎᐊᙵᐅᑎᐅᓪᓗᑎ.*

	2019-20 (ᐅᓇᐅᓕᖅᑎᓪᓗᒍ ᔫᓐᓄᐊᕆ 30, 2020)	**2018-19**
SFA 1	12.389	0.410
EAZ	12.103	12.935
WAZ	41.670	61.975

---

[2] ᑭᖑᐸᓂᑦ ᐃᖃᓗᓕᕆᓂᕐᒥᑦ ᐊᐅᓚᑦᑎᓂᕐᒧᑦ ᐅᑎᖅᑕᕐᓂᖓ ᐊᓯᓪᓕᖅᑐᖅ ᐅᓪᓗᖅᓯᐅᑎᖏᓐᓂ ᐊᕐᕌᒍᒥᑦ ᐹᓇᐅᔭᓕᕆᓂᕐᒧᑦ ᐊᕐᕌᒍᒧᑦ 2003.

ᑭᖑᕝᕙᓂᐊᕐᕕᐅᔪᑦ	**ᐊᕐᕌᒍᖓᓂ ᖃᓄᐃᓐᓂᕆᒋᐊᓕᖕᒋᑦ ᓚᐃᓴᖅ (COL) ᐊᑐᓕᖅᑎᑕᐅᓂᖓ**	**ᖃᓄᐃᓐᓂᕆᒋᐊᓕᖕᒋᑦ ᓚᐃᓴᖅ (ᐃᖃᓗᒃᑕᐅᒋᐊᖕᒋᑦᑐᓂᑦ ᐃᖃᓗᒃᑕᐅᔪᓂᑦ ᓄᑦᑕᐅᓂᖓ ᐃᓚᒍᑕᖓ)** ***5.2*** *“ᐃᒪᐃᓐᓂᕈᓂ* ***ᑲᑎᑦᑐᒋᑦ ᐃᖃᓗᒃᑕᐅᒋᐊᖕᒋᑦᑐᑦ ᐃᑲᓗᒃᑕᐅᔪᑦ ᐊᑕᖕᒋᖅᑐᒋᑦ ᐃᖅᑲᒥᐅᑕᐃᑦ ᐆᒪᔪᐃᑦ ᐊᔾᔨᑦᑐᑦ*** *ᓇᓕᐊᓂᑐᐃᓐᓇᖅ ᐱᔭᐅᔪᓂᑦ ᐅᖓᑕᐅᔾᔨᔪᓂᑦ* ***ᐊᖏᓂᖅᓴᖓᓂ 2.5 ᐳᓴᓐᑎᖓ ᐅᖁᒪᐃᓐᓂᖕᒋᑎᒍᑦ ᑭᖑᕝᕙᑦᑕᐅᔪᓂᑦ ᐅᕝᕙᓘᓐᓃᑦ 100 kg****, ᓚᐃᓴᖅᓯᒥᑦ ᑎᒍᒥᐊᖅᑐᖅ ᐅᕝᕙᓘᓐᓃᑦᐅᒥᐊᕐᔪᐊᒥᑦ ᐊᐅᓚᑦᑎᔪᖅ ᐊᓯᔾᔨᖅᑕᐅᑎᒋᐊᓂᖓ ᐃᖃᓗᓯᕝᕕᒋᔭᖓ ᒥᑭᓛᓗᓂᐅᒃ ᖁᓕᑦ (10) ᒪᐃᔪᐃᑦ ᓇᑭᑐᐃᓐᓇᖅ ᑲᓕᕝᕕᒋᓯᒪᔭᖓᓂᑦ ᐃᖃᓗᒃᑲᓂᖅᑕᐃᓕᒪᓗᓂ ᐃᖃᓗᒃᑕᐅᒋᐊᖕᒋᑦᑐᓂᑦ ᐃᖃᓗᒃᑕᐅᔪᓂᑦ ᐃᖅᑲᒥᐅᑕᓄᑦ ᐃᖃᓗᓕᒫᓄᑦ...”*
SFA 1	2017 – ᐅᓪᓗᒥᒧᑦ	***5.2.1*** *“ᐊᑐᖕᒋᑦᑐᒍ ᐃᓚᖓ 5.2 ᖁᓛᓂ,* ***ᑭᖑᕝᕙᓂᐊᖅᑎᓪᓗᒋᑦ ᑯᖑᕝᕙᓂᐊᕐᕕᒻᒥ 1****, ᐃᒪᐃᓐᓂᕈᓂ* ***ᑲᑎᑦᑐᒋᑦ ᐃᖃᓗᒃᑕᐅᒋᐊᖕᒋᑦᑐᑦ ᐃᑲᓗᒃᑕᐅᔪᑦ ᐊᑕᖕᒋᖅᑐᒋᑦ ᐃᖅᑲᒥᐅᑕᓕᒫᓄᑦ ᐆᒪᔪᐃᑦ ᐊᔾᔨᑦᑐᑦ ` ᐅᖓᑕᐅᔾᔨᔪᑦ 10% ᐅᖁᒪᐃᓐᓂᖕᒋᑎᒍᑦ ᑭᖑᕝᕙᑦᑕᐅᔪᑦ ᐱᖕᒐᔩᔭᖅᑐᓂᑦ ᑲᓕᓐᓂᐅᕋᑖᓚᐅᐃᖅᑐᓂᑦ****, ᓚᐃᓴᖅᓯᒥᑦ ᑎᒍᒥᐊᖅᑐᖅ ᐅᕝᕙᓘᓐᓃᑦᐅᒥᐊᕐᔪᐊᒥᑦ ᐊᐅᓚᑦᑎᔪᖅ ᐊᓯᔾᔨᖅᑕᐅᑎᒋᐊᓂᖓ ᐃᖃᓗᓯᕝᕕᒋᔭᖓ ᒥᑭᓛᓗᓂᐅᒃ ᖁᓕᑦ (10) ᒪᐃᔪᐃᑦ ᓇᑭᑐᐃᓐᓇᖅ ᑲᓕᕝᕕᒋᓯᒪᔭᖓᓂᑦ ᐃᖃᓗᒃᑲᓂᖅᑕᐃᓕᒪᓗᓂ ᐃᖃᓗᒃᑕᐅᒋᐊᖕᒋᑦᑐᓂᑦ ᐃᖃᓗᒃᑕᐅᔪᓂᑦ ᐃᖅᑲᒥᐅᑕᓄᑦ ᐃᖃᓗᓕᒫᓄᑦ ...”*
ᐱᖓᓐᓇᖓᓂ ᖃᐅᔨᓴᕐᕕᐅᔪᒥᑦ ᑭᓪᓕᖓ	2018/19 ᐃᖃᓗᓯᐊᓐᓇᒥ (ᓛᓐᓇᐅᔪᒥᑦ ᐊᑐᖅᑕᐅᑲᐃᓐᓇᖅᑐᖅ) 2019/20 ᐃᖃᓗᓯᐊᓐᓇᒥ (ᓛᓐᓇᐅᔪᒥᑦ ᐊᑐᖅᑕᐅᑲᐃᓐᓇᖅᑐᖅ)	***5.2.2*** *“ᐊᑐᖕᒋᑦᑐᒍ ᐃᓚᖓ 5.2 ᖁᓛᓂ, ᐃᖃᓗᓯᐊᖅᑎᓪᓗᒋᑦ ᐃᒪᖕᒋᓐᓂ ᐊᐅᓚᑦᑎᕕᒋᔭᐅᔪᓂᑦ ᓄᓇᕘᑦ ᐱᖓᓐᓇᖓ ᐊᒻᒪᐆᕝᕙᓘᓐᓃᑦ ᓄᓇᕕᒃ ᐱᖓᓐᓇᖓ,* ***ᑲᑎᑦᑐᒋᑦ ᐃᖃᓗᒃᑕᐅᒋᐊᖕᒋᑦᑐᑦ ᐃᑲᓗᒃᑕᐅᔪᑦ ᐊᑕᖕᒋᖅᑐᒋᑦ ᐅᑭᐅᑕᖅᑐᒥ ᐆᓚᐃᑦ ᐊᖏᓂᖅᓴᖓᓂ 5 ᐳᓴᓐᑎᖓ ᐅᖁᒪᐃᓐᓂᖕᒋᑎᒍᑦ ᑭᖑᕝᕙᑦᑕᐅᔪᓂᑦ ᐅᕝᕙᓘᓐᓃᑦ 200kg, ᐊᑐᖅᑕᐅᓚᔪᖃᑦᑕᖅᑐᓂᑦ ᐱᖕᒐᔩᔭᖅᑐᓂᑦ ᑲᓕᓐᓂᐅᕋᑖᓚᐅᖅᑐᓂᑦ,*** *ᓚᐃᓴᖅᓯᒥᑦ ᑎᒍᒥᐊᖅᑐᖅ ᐅᕝᕙᓘᓐᓃᑦᐅᒥᐊᕐᔪᐊᒥᑦ ᐊᐅᓚᑦᑎᔪᖅ ᐊᓯᔾᔨᖅᑕᐅᑎᒋᐊᓂᖓ ᐃᖃᓗᓯᕝᕕᒋᔭᖓ ᒥᑭᓛᓗᓂᐅᒃ ᖁᓕᑦ (10) ᒪᐃᔪᐃᑦ ᓇᑭᑐᐃᓐᓇᖅ ᑲᓕᕝᕕᒋᓯᒪᔭᖓᓂᑦ ᐃᖃᓗᒃᑲᓂᖅᑕᐃᓕᒪᓗᓂ ᐃᖃᓗᒃᑕᐅᒋᐊᖕᒋᑦᑐᓂᑦ ᐃᖃᓗᒃᑕᐅᔪᓂᑦ ᐆᓚᕐᓂᑦ.”*

ᑐᓂᔭᐅᔪᑦ ᐅᓄᖓ
ᓄᓇᕗᒻᒥ ᐆᒪᔪᓕᕆᔨᕐᔪᐊᒃᑯᑦ ᑲᑎᒪᔨᖏᑦ ᐊᒻᒪ ᓄᓇᕕᒃ ᐃᒪᖓᓂ ᐆᒪᔪᖏᓐᓄᑦ ᑲᑎᒪᔩᑦ
ᐆᒧᖓ

ᑐᑭᓯᑎᐊᕈᑦ: X **ᐃᓱᒪᓕᐅᕈᑦ:** **ᐊᑐᓕᕐᑯᔭᐅᔪᖅ:**

ᐱᔾᔪᑎᖓ: ᐊᑐᓕᖅᑎᑕᐅᓂᖓ ᐆᒐᐃᑦ ᐃᖃᓗᑦᑕᐅᖔᖅᑕᑦᑕᖅᑐᑦ ᐊᐅᓚᑕᐅᓂᖕᒋᓐᓄᑦ ᐊᑐᖅᑕᐅᔪᑦ 2019/20 ᐅᑭᐅᑕᖅᑐᒥ ᑯᖑᑉᐸᓂᑦ ᐃᖃᓗᒐᓱᐊᕐᓇᐅᔪᒥᑦ ᐱᖕᖏᓐᓇᖕᒐᓂ ᖃᐅᔨᓴᖅᑕᐅᔪᒥᑦ ᑭᓕᖕᒐ

ᓄᓇᒦᖔᖅᑐ ᐊᐅᓚᑕᐅᓂᖕᒋᓐᓄᑦ ᑐᑭᓯᑎᐊᕈᑏᑦ

2018-19 (ᐅᑦᑑᐱᕆ), ᑭᖑᑉᐸᓂᐊᕐᓂᐊᔪ ᑐᓴᖅᑎᑦᑎᓚᐅᖅᑐᑦ ᐃᒪᕐᒥᐅᑕᓕᕆᔨᒃᑯᓐᓂ ᑲᓇᑕᒥ (DFO) ᑖᒃᑯᐊ ᖁᕝᕙᕆᐊᖅᓯᒪᔪᑦ ᐃᖃᓗᑦᑕᐅᖔᖅᑕᑦᑕᖅᑐᑦ ᖁᕝᕙᓯᓐᓂᖅᑭᑦ ᐆᒐᐃᑦ ᐃᖃᓗᑦᑕᐅᖕᒋᓐᓇᕈᔪᓚᐅᖅᑐᑦ ᐱᖕᖏᓐᓇᖕᒐᓂ ᖃᐅᔨᓴᖅᑕᐅᔪᒥᑦ ᑭᓕᖕᒐ (WAZ) (ᑕᑯᓗᒍ ᓄᓇᖑᐊᖅ ᐱᖃᓯᐅᑎᓯᒪᔪᖅ 1). ᑖᒃᑯᐊ ᐃᖃᓗᑦᑕᐅᓂᐅᔪᑦ ᓅᒋᐊᖅᑎᑦᑎᓂᕐᒧᑦ ᐃᓚᒍᑕᖕᒋᓐᓄᑦ ᐱᑕᖃᕆᐊᖃᖅᑎᑕᐅᔪᑦ ᖃᓄᐃᓐᓂᕆᒋᐊᖃᖅᑕᖕᒋᓐᓂ ᓚᐃᓴᓐᓯᒧ (COL) ᑯᖑᑉᐸᓂᖕᒐᖅᑎᓄᑦ ᑕᒫᓂ. ᑲᔪᓯᑎᐊᕈᓐᓇᓂᐊᕐᓗᓂ ᐃᖃᓗᓕᕆᓂᐅᔪᖅ, ᑭᖑᑉᐸᓂᐊᕐᓂᖅ ᑐᓯᕋᖅᑐᑦ ᑖᒃᑯᐊ ᐃᒪᕐᒥᐅᑕᓕᕆᔨᒃᑯᑦ ᐋᖅᑭᐊᖅᓯᓗᑎ COL ᐱᔪᓐᓇᖅᑎᑕᐅᓗᑎ ᐃᖃᓗᑦᑕᐅᖔᖅᑕᑦᑕᖅᑐᑦ. ᑐᓐᖓᕕᒋᓪᓗᒋᑦ ᖃᐅᔨᓴᖅᑎᓂᑦ ᐊᒻᒪ ᐃᖃᓗᑦᑕᐅᕙᑦᑐᑦ ᑐᑭᓯᑎᐊᕈᑎᖕᒋᓐᓂ ᐊᑐᐃᓐᓇᐅᔪᑦ ᐆᒐᕐᓄᑦ (ᑕᑯᒃ ᐃᓚᒍᑕᖓ 2), ᓄᓇᒦᖔᖅᑐᑦ ᐊᐅᓚᑕᐅᓂᖕᒋᑦ (RM) ᖃᔅᓴᓚᐅᖅᑐᑦ ᐱᔪᓐᓇᑎᑦᑎᓂᖅ ᖁᑦᑎᓂᖅᓴᓂᑦ ᐃᖃᓗᑦᑕᐅᖔᖅᑐᓂᑦ ᑭᒡᒐᖅᑐᐃᒐᔭᖕᒋᑦᑐᖅ ᐊᖕᒋᔪᒥ ᐱᐅᖅᓱᐊᓂᕐᒧᑦ ᐃᓱᒫᓘᑕᐅᔪᑦ ᑖᒃᑯᓄᖓ ᐆᒪᔪᓄᑦ. RM ᐊᑐᓕᖅᑎᑦᑎᓚᐅᖅᑐᑦ ᑐᔅᓯᕋᔅᓯ ᐋᖅᑭᐊᖅᑕᐅᓂᖓᓄᑦ ᐆᒐᕐᓄᑦ (ᐃᓚᒍᑕᖓ 3) ᐊᒥᐊᒃᑯᖓᓄ ᐃᖃᓗᒐᓱᐊᕐᓇᒧᑦ, ᒪᓕᑦᑐᑎ ᐅᖃᖅᑎᖃᕐᓂᐅᔪᒥ ᐃᖅᑲᓇᐃᔭᖅᑎᓂᑦ ᑕᒪᒃᑭᓐᓂ ᓄᓇᕗᒻᒥ ᐊᒻᒪ ᓄᓇᕕᒃ ᑲᑎᒪᔨᖕᒋᓐᓂ (ᑲᑎᒪᔩᑦ ᐊᒻᒪ ᐃᒪᕐᒥᐅᑕᓕᕆᔨᒃᑯᑦ ᖃᐅᔨᓴᖅᑎᖕᒋᑦ.

ᐃᓚᒋᐊᕐᓗᒍ, ᐱᓕᕆᑯᐅᔪᖅ ᑲᔪᖕᒋᖅᓯᒪᔪᑦ ᕿᓂᕐᓗᑎ ᖃᐅᔨᓴᖅᑎᓄ ᐅᖃᐅᔾᔭᐅᒋᐊᕈᑎᒥ ᒪᑭᒪᑎᑦᑎᓂᕐᒧᑦ ᐃᖃᓗᑦᑕᐅᖔᖅᑕᑦᑕᖅᑐᓂᑦ ᑭᓕᖕᒋᓐᓄᑦ ᐆᒐᕐᓄᑦ ᐅᕙᓂ WAZ, ᑲᓐᓇᖕᒐᓂ ᖃᐅᔨᓴᓂᕐᒧᑦ ᑭᓕᖕᒐ (EAZ) ᐊᒻᒪ ᑭᖑᕐᑉᐸᓂᐊᕐᕕᐅᔪᖅ (SFA) 1. ᑲᓇᑕᒥ ᖃᐅᔨᓴᖅᑎᓄᑦ ᐅᖃᐅᔾᔨᒋᐊᖅᑏᑦ ᑎᑎᕋᕐᕕᖓ (CSAS) ᕿᒥᕐᕈᔭᐅᕙᓪᓕᐊᓂᖓ ᐱᓕᕆᐊᖑᓚᐅᖅᑐᖅᔪᓚᐃ 2019.

2019-20 (ᓯᑎᐱᕆ), ᖁᕝᕙᕆᐊᖅᓯᓴᒪᔪᑦ ᐆᒐᐃᑦ ᐃᖃᓗᑦᑕᐅᖔᖅᑐᑦ ᑎᑎᕋᖅᑕᐅᕙᓪᓕᐊᔪᑦ WAZ−ᒥᑦ. DFO ᐊᖕᒋᖅᓯᓚᐅᖅᑐᑦ ᐃᖃᓗᒐᓱᐊᖅᑐᓂᑦ ᑐᔅᓯᕋᐅᑎᖕᒐᓂ ᐃᓕᔭᐅᒃᑲᓂᕐᓗᓂ 2018-19 COL ᐆᒐᕐᓄᑦ ᐃᖃᓗᑦᑕᐅᖔᖅᑕᑦᑕᖅᑐᓄᑦ WAZ, ᐅᖃᖅᑎᖃᓚᐅᖅᑎᓪᓗᒋᑦ ᑲᑎᒪᔨᓂᑦ ᐊᒻᒪ ᐃᒪᕐᒥᐅᑕᓕᕆᔨᒃᑯᑦ ᖃᐅᔨᓴᖅᑎᖕᒋᓐᓂ. ᖃᓄᐃᓐᓂᕆᔭᖓ ᐊᑐᖅᑕᐅᔪᖅ ᐊᒥᐊᒃᑯᒋᔭᖓᓄ ᐃᖃᓗᒐᓱᐊᕐᓇᒥ (ᓲᕐᓗ, ᒫᓐᓇᐅᔫᒃᑯᑎᒍᑦ).

ᐃᓱᒪᓕᐅᖅᑕᐅᔪᑦ ᐋᖅᑭᐊᖅᑕᐅᓂᖕᒋᓐᓄᑦ COL 2018-19−ᒥᑦ ᐊᒻᒪ 2019-20 ᐊᔾᔨᒌᓐᓂᖃᓚᐅᖅᑐᑦ ᐊᑦᑐᐊᓂᖃᖅᑐᑎ ᐃᓚᖕᒋᓐᓄᑦ ᓄᓇᕗᒻᒥ ᐊᒻᒪ ᓄᓇᕕᒃ ᓄᓇᑕᕈᑎᓄᑦ ᐊᖕᒋᕈᑎᓄᑦ, ᓇᓗᓇᐃᖅᓯᔪᖅ ᐋᖅᑭᐊᖅᑕᐅᒋᐊᖃᕐᓂᖕᒋᓐᓄᑦ COL ᐱᓕᕆᐊᖃᕐᓗᑎ ᖁᑦᑎᓂᖅᓴᓂᑦ ᖃᓄᐃᓐᓂᐅᔪᓂᑦ ᐆᒐᕐᓂᑦ ᐃᖃᓗᑦᑕᐅᖔᖅᑕᑦᑕᖅᑐᓂᑦ ᐃᓱᒪᒋᔭᐅᓚᐅᖅᑐᖅ ᑐᓐᖓᕕᖃᖅto address higher incidences oᑐᑎ ‘ᑐᐊᕕᕐᓇᖅᑐᓂᑦ ᐊᒻᒪ ᐊᔾᔨᐅᖕᒋᑦᑐᓂ ᖃᓄᐃᓐᓂᐅᔪᓂᑦ’. ᑭᖑᓂᐊᒍᑦ 2018-19 COL ᐋᖅᑭᐊᖅᑕᐅᑎᓪᓗᒍ ᐊᒻᒪ ᐃᓕᓴᕆᔭᐅᓂᖓ ᒪᑭᒪᑎᑕᐅᔭᕆᐊᖃᕐᓂᖕᒋᓐᓄᑦ ᐆᒐᐃᑦ, ᐊᕙᑎᖓ ᐱᒪᕆᐅᓂᖓ ᐆᒪᔪᓄᑦ ᐊᒻᒪ ᐊᑐᖅᑕᐃᓕᓕᓗᓂ ᑐᐊᕕᕐᓇᖅᑐᓂᑦ COL ᐋᖅᑭᐊᖅᑕᐅᓂᖕᒋᓐᓄᑦ ᓯᕗᓂᖓᓂ, ᐱᓕᕆᕕᐅᔪᖅ ᑲᔪᖕᒋᖅᓯᒪᔪᖅ ᐱᓕᕆᐊᖃᕐᓗᑎ ᑲᑎᒪᑎᑦᑎᓂᕐᒥᑦ ᐊᑯᓂᐅᓂᖅᓴᒧᑦ ᐊᐅᓚᑦᑎᓂᕐᒧᑦ ᐊᑐᖅᑕᐅᔪᓂᑦ ᐃᒪᐃᓐᓇᕐᒥᑦ ᐅᒥᐊᕐᔪᐊᓄᑦ, ᓄᓇᕗᑦ ᐊᒻᒪ ᓄᓇᕕᒃ ᐃᖃᓗᓕᕆᓂᖕᒋᑦ ᐊᒻᒪ ᑲᑎᒪᔩᑦ ᐃᖅᑲᓇᐃᔭᖅᑎᖕᒋᑦ ᐅᑯᓄᖓ EAZ, WAZ ᐊᒻᒪᓗᑦᑕᐅᖅ SFA 1. ᐅᑯᐊ ᑎᓂᔭᐅᓕᖅᑎᓪᓗᒋᑦ, ᑲᑎᒪᑎᑦᑎᓂᐅᔪᑦ ᐊᑦᑐᐊᓂᓕᓐᓄᑦ ᑎᒍᒥᐊᖅᑎᐅᖃᑕᐅᔪᓄᑦ ᐱᒋᐊᕐᓂᐊᖅᑐᒋᔭᐅᔪᑦ ᓅᕕᐱᕆᒥ.

ᖃᐅᔨᓴᓂᕐᒧᑦ ᑐᑭᓯᑎᐊᕈᑏᑦ

ᐆᒐᐃᑦ (*Boreogadus saida*) ᓇᒧᓈᕈᔪᑦᑐᑦ ᐆᒪᔪᐃᑦ ᓴᖅᑭᖃᑦᑕᖅᑐᑦ ᓇᒥᑐᐃᓐᓇᖅ ᓇᔪᖃᑦᑕᖅᑕᖕᒋᓐᓂ ᐅᑭᐅᑕᖅᑐᒥ. ᐃᓱᒪᒋᔭᐅᔪᑦ ᐊᕐᕌᒍ ᐃᓗᐊᓂ ᐅᑎᖅᑕᖃᑦᑕᖅᑐᑎᑦ ᖃᐅᔨᒪᔭᐅᔪᑦ ᐊᑐᖃᑦᑕᖅᑐᑎᑦ ᐊᔾᔨᒌᖕᒋᑦᑐᓂᑦ ᓇᔪᖅᓯᔭᖕᒋᓐᓂ ᐊᕐᕌᒍ ᐃᓗᐊᓂ (ᓲᕐᓗ, ᐊᐅᔭᒃᑯᑦ ᑲᑎᖃᑦᑕᕐᓂᖕᒋᑦ, ᓯᑰᑉ ᐊᑖᓂ ᓇᔪᖅᑕᐅᔪᖅ ᐊᑐᖅᑕᐅᓂᖓ). ᐊᒥᓱᑦ ᑲᑎᙵᔪᑦ ᑐᓴᖅᑎᑎᒍᑕᐅᖃᑦᑕᖅᓯᒪᔪᑦ ᑕᒪᒃᑭᓐᓂ ᓄᓇᒪᓇᖅᐸᓯᒻᒥ ᐊᒻᒪ ᐃᒪᐃᓐᓇᕐᒥᑦ. ᒪᒃᑯᑦᑐᑦ ᐆᒐᐃᑦ ᐆᒪᕗᑦᑐᑦ ᐊᒻᒪ ᐃᖕᒋᕋᕗᑦᑐᑦ ᐊᔾᔨᒌᖕᒋᑦᑐᓂᑦ ᐃᑎᓂᖕᒋᓐᓂ ᑭᓯᐊᓂ ᑎᑭᑦᑎᕙᐃᒪᑕ ᐊᕐᕌᒍᖃᓕᖅᑐᑎᑦ 1+, ᑭᖑᓂᐊᒍᑦ ᐃᑎᓂᖅᓴᖕᓈᖅᐸᑦᑐᑦ ᐊᒻᒪ

ᐃᖅᑲᖓᓄᑦ ᖃᓂᔅᓴᓂᖅᓴᐅᓪᓗᑎ ᐆᒪᓂᓕᒫᖏᓐᓄᑦ ᐊᖏᓂᖏ ᓈᒻᒪᑦᑐᑎᑦ, ᐃᖃᓗᑦᑕᐅᖖᖃᑦᑕᖅᑐᑦ ᑭᖑᑉᐸᓐᓂᐊᕈᑎᓄᑦ ᐃᖃᓗᓕᕆᓂᕐᒥᑦ, ᓇᓗᓇᐃᖅᓯᔪᖅ ᐆᒐᐃᑦ ᐊᒻᒪ ᑭᖑᑉᐸᐃᑦ ᑖᔅᓱᒥᖓᔅᓴᐃᓐᓇᖅ ᓇᔪᖅᓯᕙᑦᑐᑦ. ᐆᒐᐃᑦ ᐱᒻᒪᕆᐅᔪᒥᑦ ᐱᑕᖃᖅᑐᑦ ᐃᒪᕐᒥ ᐊᕙᑎᖓᓂ , ᓂᕿᖃᖅᑎᑎᓪᓗᑎ ᐊᒥᓱᒐᓚᓐᓄᑦ ᐆᒪᔪᓄᑦ ᑕᕆᐅᕐᒥᐅᑕᓄᑦ ᑎᒻᒥᐊᓄᑦ, ᐃᒪᕐᒥᐅᑕᓄᑦ ᐆᒪᔪᓄᑦ, ᐊᒻᒪ ᐃᖃᓗᓐᓄᑦ.

ᑐᑭᓯᒋᐊᕈᑏᑦ ᐆᒐᕐᓄᑦ ᓄᐊᑕᐅᔪᑦ ᐃᒪᕐᒦᑦᑐᑎᑦ ᖃᐅᔨᓴᖅᑎᓄᑦ ᐃᖃᓗᓕᕆᓂᕐᒧᑦ ᑎᑎᕋᕐᕕᓄᑦ, ᑭᓯᐊᓂᓕ ᐊᒥᓲᓂᖏᓐᓄᑦ ᖃᓄᐃᓕᖓᓂᖏᑦ ᖃᐅᔨᓴᖅᑕᐅᓚᐅᕐᓯᒪᖏᑦᑐᑦ ᖃᐅᔨᓴᖅᑎᓄᑦ, ᐊᒻᒪ ᑕᐃᒪᐃᓐᓂᖓᓄᑦ ᖃᐅᔨᒪᔭᐅᖏᑦᑐᑦ. ᐃᒪᕐᒥᐅᑕᓕᕆᔨᒃᑯᑦ ᐱᓕᕆᓂᖃᓚᐅᖅᑐᑦ CSAS ᕿᒥᕐᕈᓂᕐᒧᑦ ᐱᕙᓪᓕᐊᓂᖓ ᔪᓚᐃᒥ 2019 ᐅᖃᐅᔾᔨᒋᐊᕐᓗᑎ ᐆᒐᕐᓂᑦ ᐃᖃᓗᑦᑕᐅᖖᖃᑦᑕᖅᑐᓂᑦ ᑭᓪᓕᖏᓐᓄᑦ ᑯᖑᑉᐸᓂᖓᓂᕐᒥᑦ ᐅᑯᓇᓂ WAZ, EAZ ᐊᒻᒪ SFA 1. ᐱᖃᑕᐅᓚᐅᖅᑐᑦ ᑭᒡᓕᖅᑐᐃᓃᑦ ᐃᒪᕐᒥᐅᑕᓕᕆᔨᒃᑯᑦ ᖃᐅᔨᓴᖅᑏᑦ ᐊᒻᒪ RM, ᐊᒻᒪ ᑲᑎᒪᔩᑦ.

ᒥᔅᓴᐅᓴᑦᑕᐅᔪᑦ ᐱᑕᖃᕐᓂᖅᓴᐅᖃᑦᑕᖅᑐᑦ ᐆᒐᐃᑦ ᐊᒥᓲᓂᖏᓐᓄᑦ ᐊᕙᑎᖓᓂ ᐱᔭᐅᓚᐅᖅᑐᑦ ᐱᑕᖃᓇᐊᖅᑎᑕᐅᔪᓂᑦ ᑎᑭᑦᑎᓗᑎ ᐱᑕᖅᑲᖅᑎᐊᕐᓗᑎ ᐱᔭᐅᔪᓂᑦ ᖁᑦᑎᓂᖅᓴᒦᑦᑐᑦ ᖁᕝᕙᓯᓐᓂᖏᑦ ᓂᕆᔭᐅᖃᑦᑕᕐᓂᖏᓐᓄᑦ (ᕿᓚᓗᒐᐃᑦ, ᓇᑦᑏᑦ, ᑎᒻᒥᐊᑦ, ᐃᖃᓗᐃᑦ), ᑐᑭᓯᓇᖅᓯᑎᑦᑎᔪᖅ 500,000 ᑎᑭᑦᑐᒍ 1,000,000 t ᐆᒐᐃᑦ ᐊᕐᕌᒍᑕᒫᑦ. ᒥᔅᓴᐅᓴᑦᑕᐅᓯᒪᔪᑦ ᓇᓗᓇᐃᖅᓯᒪᓕᖅᑲᓇᕐᒋᑦᑐᑦ ᐱᑕᖃᕐᓂᖏᓐᓄᑦ ᖃᐅᔨᓴᕐᓂᖏᑦ ᑐᕌᖓᔪᓂᑦ ᐆᒐᐃᑦ, ᐱᑕᖃᑦᑎᐊᕐᓂᖏᓐᓄᑦ ᐊᑯᓂᐅᓂᖏᓐᓄᑦ ᐆᒪᓂᖃᑦᑕᕐᓂᖏᓐᓄᑦ ᑐᑭᓯᐊᕈᑎᓂᑦ ᓇᒧᖓᓗᒃᑲᓐᓂᖅᓴᐅᓂᖏᓐᓄᑦ ᐆᒐᐃᑦ. ᓇᓚ ᓇᓗᓇᔅᓂᐅᔪᖅ ᑕᑎᕐᓯᔅᓴᐅᑎᐊᖏᑦᑐᖅ ᐊᑦᑐᖅᑕᐅᔪᑦ ᐋᑕᐅᓂᖏᓐᓄᑦ. ᒥᔅᓴᐅᓴᑦᑕᐅᓯᒪᔪᑦ ᐱᔭᐅᑉᐸᑕ ᑕᐃᒪᐃᓕᖓᓗᑎ ᐳᓴᓐᑎᖓ ᐆᒐᐃᑦ ᐋᖅᑕᐅᔪᑦ ᑲᑎᑦᑐᒋᑦ ᐊᑕᖏᖅᑐᒋᑦ ᐊᒥᓲᓂᖏᓐᓄᑦ ᑯᖑᑉᐸᓂᐊᓂᖏᑦ ᐊᑦᑎᑦᑑᔪᑦ, ᑭᓯᐊᓂᓕ ᐊᖏᔪᑲᓪᓚᐅᓂᖓ ᓇᓗᓇᕈᑎᖓ, ᖃᐅᔨᒪᓇᓱᑦᑎᐊᓂᖅ ᐅᖃᐅᔾᔨᒋᐊᕈᑎᐅᔪᖅ

ᑭᖑᓪᓕᕐᒥᑦ ᐱᓕᕆᐊᖑᓂᐊᖅᑐᑦ

ᑲᑎᒪᑎᑦᑎᓂᕐᒧᑦ ᐱᕙᓪᓕᐊᓂᐅᔪᖅ ᐱᔭᕇᖅᓯᒪᓕᕈᓂ, ᐱᓕᕆᑯᐅᔪᖅ ᐅᑎᕐᕕᒋᓂᐊᖅᑕᕐᒋᑦ ᑲᑎᒪᔩᑦ ᐃᓱᒪᓕᐅᖅᑯᔨᓗᑎ ᐊᒻᒪ ᐅᖃᐅᔾᔨᒋᐊᕐᓗᑎ (ᓈᒻᒪᑎᓪᓗᒍ) ᐆᒐᕐᓂᑦ ᐃᖃᓗᑦᑕᐅᖖᖃᑦᑕᖅᑐᓂᑦ COL ᒫᑦᓯᒥ 2020 ᑲᑎᒪᑎᓪᓗᒋᑦ ᐊᑐᓕᖅᑎᑕᐅᓂᖓ ᐱᒋᐊᓕᖅᑎᓪᓗᒍ 2020-21 ᐃᖃᓗᒐᓱᐊᕐᓂᖅ.

ᖃᓄᐃᓐᓂᖅᓴᖏᑦ ᐆᒐᐃᑦ ᐃᖃᓗᑦᑕᐅᖖᖃᑦᑕᖅᑐᑦ ᐅᖃᐅᓯᖃᕐᓂᐊᖅᑐᑦ ᐃᓚᒋᔭᐅᔪᓄᑦ ᐅᑭᐅᑦᑐᒥ ᑭᖑᐸᓂ ᐅᖃᐅᔾᔨᒋᐊᓂᖏᑦ ᑲᑎᒪᔨᖏᓐᓄᑦ ᑭᖑᓪᓕᕐᒥᑦ ᐊᕐᕌᒍᑕᒫᑦ ᑲᑎᒪᕝᕙᐊᑎᓪᓗᒋᑦ (ᒫᑦᓯ2020).

ᑎᑎᕋᖅᑐᖅ: **ᐃᖃᓗᓕᕆᓂᕐᒧᑦ ᐊᒻᒪ ᐊᐅᓚᑦᑎᓂᕐᒧᑦ,** ᐃᒪᕐᒥᐅᑕᓕᕆᔨᒃᑯᑦ ᑲᓇᑕᒥ

ᐅᓪᓗᖓ: ᓄᕕᐱᕆ 1, 2019

ᐃᓚᒍᑕᖏᑦ
ᐃᓚᒍᑕᖓ 1 – ᓄᓇᖑᐊᖅ
ᐃᓚᒍᑕᖓ 2 – ᐃᖃᓗᑦᑕᐅᖖᖃᑦᑕᖅᓯᒪᔪᑦ, ᐆᒐᐃᑦ
ᐃᓚᒍᑕᖓ 3 –2018-19 ᐊᒻᒪ 2019-20 ᐋᖅᑭᒋᐊᖅᑕᐅᓂᖓ ᐅᑭᐅᑦᑐᒥ ᑭᖑᐸᐊᓄᑦ ᓚᐃᓴᓐᓯ

ᑐᖑᔪᖅᑐᑦ – ᑲᓇᓐᓇᖓᓂ ᖃᐅᔨᓴᖅᑕᐅᔪ ᑭᓪᓕᖓ
ᑐᖑᔪᑭᔪᑦᑐᑦ – ᐱᖓᓐᓇᖓᓂ ᖃᐅᔨᓴᖅᑕᐅᔪ ᑭᓪᓕᖓ

Northern Management Units

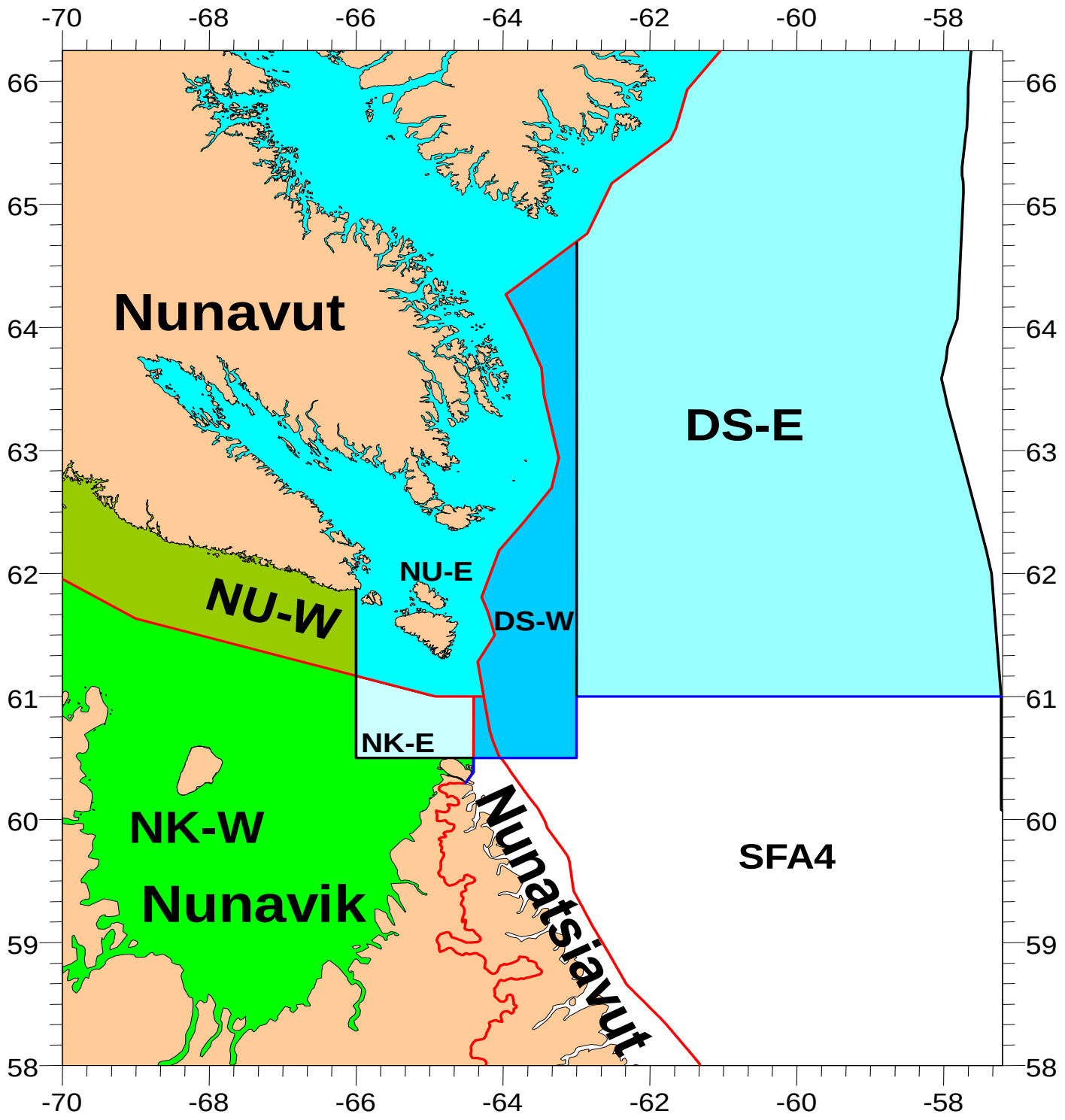
-70
-68
-66
-64
-62
-60
-58
66
65
64
63
62
61
60
59
58
Nunavut
DS-E
NU-E
NU-W
DS-W
NK-E
NK-W
Nunavik
Nunatsiavut
SFA4

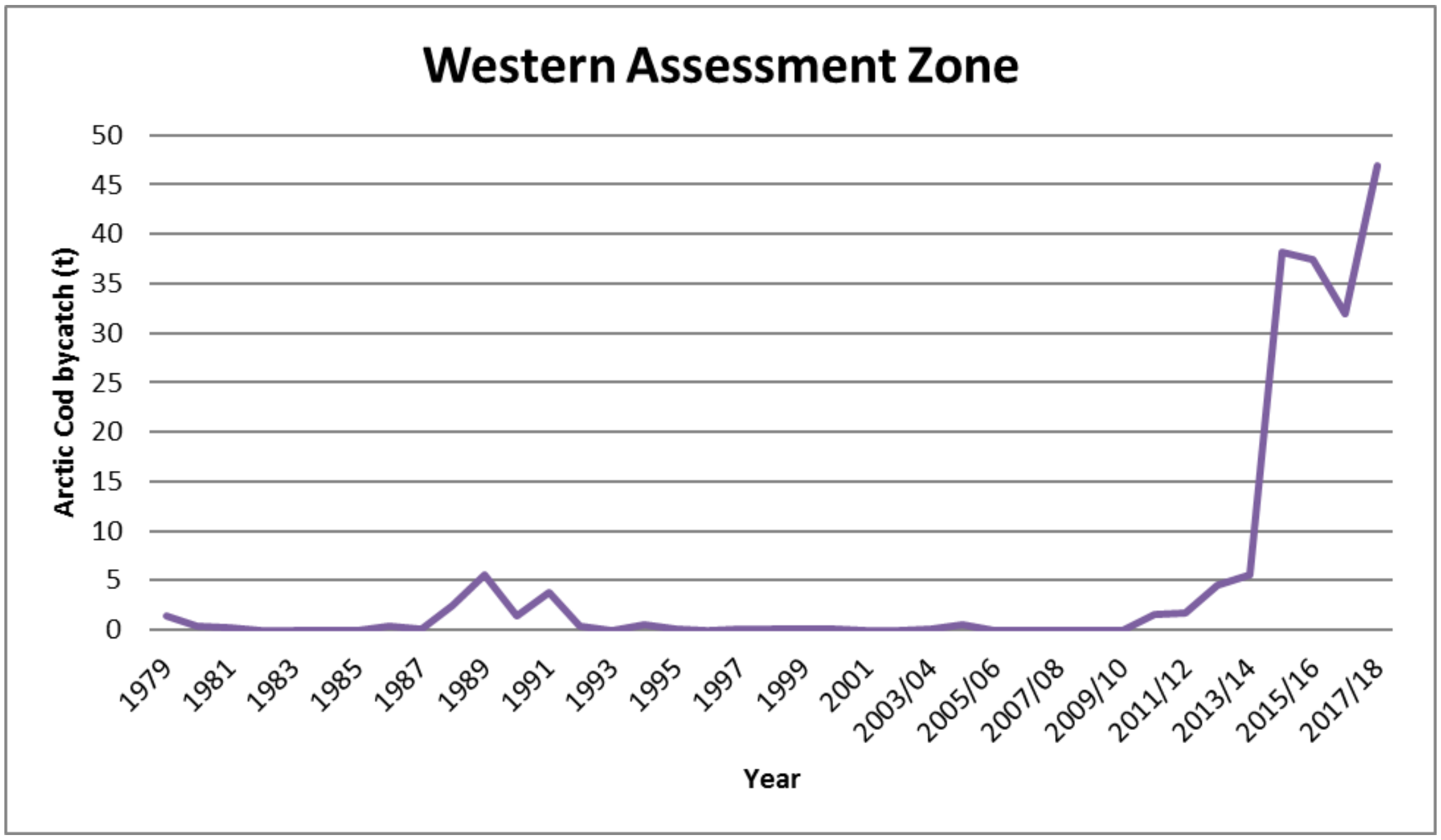

ᐊᔾᔨᓐᖑᐊᖅ 1. ᐆᒪᐃᑦ ᐃᖃᓗᑦᑕᐅᖕᓖᖃᑦᑕᖅᑐᑦ SFA 3 (ᐱᖓᓐᓇᖓᓂ ᖃᐅᔨᓴᖅᑕᐅᔪ ᑭᓪᓕᖓ) ᐅᑯᓄᖓ 1979–2018[1]*.*

---

[1] . ᑭᖑᑉᐸᓂᐊᓂᕐᒧᑦ ᐊᐅᓚᑦᑎᓂᕐᒧᑦ ᐊᑐᖅᑕᐅᓂᖓ ᐊᓯᔾᔨᖅᑐᖅ ᐅᓪᓗᖅᓯᐅᑎᓂᑦ ᐊᕐᕌᒍᓂ ᑮᓇᐅᔭᓕᕆᓂᕐᒧᑦ ᐊᕐᕌᒍᒧ ᐱᒋᐊᕐᓂᖃᖅᑐᖅ 2003.a

9/26/2019

ᖃᐅᔨᒪᔭᐅᔭᕆᐊᓕᒃ ᓚᐃᓴᓐᓯ ᐅᑭᐅᑕᖅᑐᒥ ᑯᖑᑉᐸᓄᑦ ᐋᖅᑭᒋᐊᖅᑕᐅᔪᑦ ᐃᒪᐃᓕᖓᓪᓗᑎ:

5.2.2 ᐱᖃᓯᐅᑎᓐᓇᓂ ᐃᓚᖓ 5.2 ᖁᓛᓂ, ᐃᖃᓗᒐᓱᑦᑎᓪᓗᒋᑦ ᐃᒪᖏᓐᓂ ᐊᐅᓚᑕᐅᔪᓂᑦ ᓄᓇᕗᒻᒥ ᐱᖓᓐᓇᖓᓂ ᐊᒻᒪ/ᐅᕝᕙᓘᓐᓃᑦ ᓄᓇᕙᒃ ᐱᖓᓐᓇᖓᓂ ᑲᑎᑦᑐᒋᑦ ᐃᖃᓗᑦᑕᐅᖔᖅᑐᑦ ᐆᒪᐃᑦ ᐅᖓᑕᐅᔾᔨᔪᓂᑦ 5 ᐳᓴᓐᑎᓂᑦ ᐅᖁᒪᐃᓐᓂᖏᑎᒍᑦ ᑯᖑᑉᐸᐃᑦ 200kg, ᐊᑐᖅᑕᐅᒐᔪᑦᑐᖅ ᑲᓕᓐᓂᐅᓚᐅᖅᑐᓂᑦ ᐱᖓᓲᔪᖅᑕᖅᑐᑎ, ᓚᐃᓴᓐᓯᒥᑦ ᑎᒍᒥᐊᖅᑐᖅ ᐅᕝᕙᓘᓐᓃᑦ ᐅᒥᐊᕐᔪᐊᒥᑦ ᐊᐅᓚᑦᑎᔪᖅ ᐊᓯᔾᔩᑦᑕᐅᑎᒋᒋᐊᓕᒃ ᓇᒦᓐᓂᖓᓂ ᒥᑭᓛᕆᓗᓂᐅᒃ ᖁᓗᓕᑦ (10) ᐃᒪᒃᑯᑦ ᒪᐃᔪᐃᑦ ᓇᒥᑐᐃᓐᓇᖅ ᐃᓂᒋᔭᖓᓂ ᑲᓕᖃᑦᑕᕐᓂᐅᕋᑖᓚᐅᖅᑐᓂᑦ ᐱᓇᓱᐊᖅᑕᐃᓕᓪᓗᓂ ᐃᖃᓗᑦᑕᐅᖔᖅᑐᓂᑦ ᐆᒪᕐᓂᑦ. ᓅᓚᐅᖅᑎᓪᓗᒋᑦ, ᑲᑎᑦᑐᒋᑦ ᐃᖃᓗᑦᑕᐅᖔᖅᑐᑦ ᐆᒪᐃᑦ ᐅᖓᑕᐅᔾᔨᒍᑎ ᐊᖏᓂᖅᓴᒥ 5 ᐳᓴᓐᑎᒥ ᐅᖁᒪᐃᓐᓂᖏᑎᒍᑦ ᑯᖑᑉᐸᑦᑕᐅᔪᓂᑦ, ᐅᕝᕙᓘᓐᓃᑦ 200 ᑭᓗᒍᕌᒻ. ᐊᑐᖅᑕᐅᒐᔪᓚᐅᖅᑐᖅ 6–ᕿᖅᑎᖅᑐᑎᑦ ᑲᓕᓐᓂᖏᓐᓄᑦ, ᐅᒥᐊᕐᔪᐊᖅ ᓅᖏᓐᓇᕆᐊᓕᒃ 10 ᐃᒪᒃᑯᑦ ᒪᐃᔭᓂᑦ ᓇᒥᑐᐃᓐᓇᖅ ᐃᓂᒋᔭᖓᓂ ᐱᖑᓲᔪᖅᑐᓂᑦ ᑲᓕᓐᓂᐅᕋᑖᓚᐅᖅᑐᓂᑦ ᐊᓯᖏᓐᓂᑦ ᐃᖃᓗᑦᑕᐃᓕᒪᓂᕐᒧᑦ. ᓚᐃᓴᓐᓯᒥᑦ ᑎᒍᒥᐊᖅᑐᖅ ᐅᕝᕙᓘᓐᓃᑦ ᐅᒥᐊᕐᔪᐊᒥᑦ ᐊᐅᓚᑦᑎᔪᖅ ᑎᑎᕋᕆᐊᓕᖕᒋᑦ ᑎᑎᕋᕐᕕᒻᒥ ᐱᔭᐅᑦᑕᐃᓕᒪᓗᑦ ᐅᖓᑕᐅᔾᔨᔪᓂᑦ ᐆᒪᕐᓂᑦ ᐃᖃᓗᑦᑕᐅᖔᖅᑐᓂᑦ. ᓚᐃᓴᓐᓯᒥᑦ ᑎᒍᒥᐊᖅᑐᖅ ᐅᕝᕙᓘᓐᓃᑦ ᐅᒥᐊᕐᔪᐊᒥᑦ ᐊᐅᓚᑦᑎᔪᖅ ᑎᑎᕋᕆᐊᖃᕐᒥᔭᖅᒋᑦ ᑎᑎᕋᕐᕕᒻᒥ ᐃᓂᒋᔭᖓᓂ (ᓴᓂᒧᑦ ᑐᑭᒧᑦ ᓄᓇᖑᐊᒥᑦ) ᐆᓚᐃᑦ ᐃᖃᓗᑦᑕᐅᖔᖅᑎᓪᓗᒋᑦ ᐊᖏᓂᖏᑦ ᐃᖃᓗᑦᑕᐅᔪᑦ ᐅᖁᒪᐃᓐᓂᖏᑎᒍᑦ ᑭᓗᒍᕌᒻ.

ᑖᓐᓇ ᐋᖅᑭᒋᐊᕈᑎᐅᔪᖅ ᐱᒋᐊᕐᓂᖃᖅᑐᖅ ᐅᓪᓗᖓᓂ ᑐᓂᐅᔭᐅᔪᒥᑦ ᒫᑦᓯ 31, 2020.

ᔮᓐᓄᐊᕆ 2020, ᐃᒪᕐᒥᐅᑕᓕᕆᔨᒃᑯᑦ ᒪᕿᐊᑎᑦᑐᑎᑦ ᑲᑎᒪᓛᕗᑦ ᐅᖄᓚᐅᑎᒃᑯᑦ ᑐᓴᕐᕖᖃᒪᓪᓗᑎ ᐱᕙᓪᓕᐊᓂᓗᑦ ᖃᓄᐃᓐᓂᕆᔭᐊᓕᖕᒋᑦ ᓚᐃᓴᓐᓯ ᐱᓕᕆᐊᖃᕐᓗᓂ ᐅᑭᐅᑕᖅᑐᒥ ᐆᑲᐃᑦ ᐃᖃᓗᑦᑕᐅᓯᐊᖕᒋᑦᑐᑦ ᐃᖃᓗᑦᑕᐅᔪᑦ ᐅᑭᐅᑕᖅᑐᒥ. ᑎᑎᕋᖅᓯᒪᔪᑦ ᐃᓚᐅᖃᑕᐅᔪᓂᑦ ᐊᑐᐃᓐᓇᐅᔪᑦ ᐊᑖᓂ:

**ᐅᐸᔅᓯᒪᖏᑦᑐᑦ ᐊᐃᑉᐸᖓᓂ ᑲᑎᒪᑎᑦᑎᓂᕐᒥᑦ ᐅᖃᓚᐅᑎᒃᑯᑦ*

ᕗᔦᕖᑦ ᓄᐊᑰᔅ - ᐃᒪᕐᒥᐅᑕᓕᕆᔨᒃᑯᑦ ᖃᐅᔨᓴᖅᑏᑦ
ᓯᐅᕆ ᕗᓃᓴᓐ - ᐃᒪᕐᒥᐅᑕᓕᕆᔨᒃᑯᑦ ᐃᒪᕐᒥᐅᑕᓂ ᐊᐅᓚᑦᑎᓂᕐᒧᑦ C&A
ᐋᓐᔨᓚ ᓴᖕ - ᐃᒪᕐᒥᐅᑕᓕᕆᔨᒃᑯᑦ ᐃᒪᕐᒥᐅᑕᓂ ᐊᐅᓚᑦᑎᓂᕐᒧᑦC&A
ᒫᕐᑎᓐ Hᐃᐊᓄᕆ - ᐃᒪᕐᒥᐅᑕᓕᕆᔨᒃᑯᑦ ᐃᒪᕐᒥᐅᑕᓂ ᐊᐅᓚᑦᑎᓂᕐᒧᑦ NL
ᑯᐊᑦᓂ ᑖᐅ - ᐃᒪᕐᒥᐅᑕᓕᕆᔨᒃᑯᑦ ᐃᒪᕐᒥᐅᑕᓂ ᐊᐅᓚᑦᑎᓂᕐᒧᑦ NHQ
ᓖ ᐃᐊᑦ - ᐃᒪᕐᒥᐅᑕᓕᕆᔨᒃᑯᑦ ᐃᒪᕐᒥᐅᑕᓂ ᐊᐅᓚᑦᑎᓂᕐᒧᑦ NHQ*
ᑎᐅᕆᒃ ᒪHᐅᓂ - ᐃᒪᕐᒥᐅᑕᓕᕆᔨᒃᑯᑦ ᐃᒪᕐᒥᐅᑕᓂ ᐊᐅᓚᑦᑎᓂᕐᒧᑦ NHQ

ᐋᒻᐳ ᒐᐃᔦᔅ – ᓄᓇᕗᒻᒥ ᐆᒪᔦᓕᕆᔩᕐᔪᐊᒃᑯᑦ ᑲᑎᒪᔨᖏᑦ
.ᐃᓴᓐ ᐊᕿᐊᑭᖅ - ᓄᓇᕗᒻᒥ ᐆᒪᔦᓕᕆᔩᕐᔪᐊᒃᑯᑦ ᑲᑎᒪᔨᖏᑦ*
ᑎᐊᓃᔅ ᑎᓗ - ᓄᓇᕗᒻᒥ ᐆᒪᔦᓕᕆᔩᕐᔪᐊᒃᑯᑦ ᑲᑎᒪᔨᖏᑦ

ᕗᕌᓐᑭ ᔮᓐ–ᓛᖕᔮᓐ - ᓄᓇᕖᒃ ᐃᒪᕐᒥᐅᑕᓂᑦ ᐆᒪᔦᓂᑦ ᑲᑎᒪᔨᖏᑦ *

ᐅᕿᔅ ᓵᑉᒪᓐ - ᑲᓇᑕᒥ ᑲᑐᔾᔨᖃᑎᒌᖏᑦ ᑭᖑᑉᐸᓕᐅᖅᑏᑦ
ᐊᓕᔅᑎᐅ ᐅᕋᐃᓕ – ᐅᑭᐅᑕᖅᑐᒥ ᑲᑐᔾᔨᖃᑎᒌᑦ
ᔩᐅᕆ ᕗᐊᕐᑦ - ᕿᑭᖅᑖᓗᒃ ᑯᐊᐳᓃᓴᓐ
ᑯᕆᔅ ᕚᓪᓂᒐᓐ - ᕿᑭᖅᑖᓗᒻᒥ ᐃᖃᓗᓕᕆᔨᒃᑯᑦ ᑲᑐᔾᔨᖃᑎᒌᖏᑦ
ᐳᕋᐃᓴᓐ ᐴᒃ - ᓄᓇᕗᒻᒥ ᐃᖃᓗᓕᕆᔨᒃᑯᑦ ᑲᑐᔾᔨᖃᑎᒌᖏᑦ*
ᐳᕋᐃᓴᓐ ᒫᒃᓇᕋᒪ - ᓂᐅᐸᐅᓐ ᒪᕐᒦᖕᒐᖅᑐᓂᑦ ᑎᒥᖓ
ᐯᑕ ᑭᔅ - ᒪᑭᕖᒃ ᑯᐊᐳᓃᓴᓐ

ᑐᓂᓴᐅᔪᑦ ᐅᕗᖓ

ᓄᓇᕗᒻᒥ ᐆᒪᔪᓕᕆᔨᕐᔪᐊᒃᑯᑦ ᑲᑎᒪᔨᖏᑦ ᐊᒻᒪ ᓄᓇᕕᒃ ᐃᒪᖓᓂ ᐆᒪᔪᖏᓐᓄᑦ ᑲᑎᒪᔩᑦ

ᐆᒧᖓ

ᑐᑭᓯᒋᐊᕈᑦ: X **ᐃᓱᒪᓕᐅᕈᑦ:** **ᐊᑐᓕᖁᔭᐅᔪᖅ:**

ᐱᔾᔪᑎᖓ: ᐊᑐᓕᖅᑎᑕᐅᓂᖓ ᐆᒐᐃᑦ ᐃᖃᓗᑦᑕᐅᖔᖃᑦᑕᖅᑐᑦ ᐊᐅᓚᑕᐅᓂᖏᓐᓄᑦ ᐊᑐᖅᑕᐅᔪᑦ 2019/20 ᐅᑭᐅᑕᖅᑐᒥ ᑯᖑᑉᐸᓂᑦ ᐃᖃᓗᒐᓱᐊᕐᓇᐅᔪᒥᑦ ᐱᖓᓐᓇᖓᓂ ᖃᐅᔨᓴᖅᑕᐅᔪᒥᑦ ᑭᓪᓕᖓ

ᓄᓇᒦᖔᖅᑐ ᐊᐅᓚᑕᐅᓂᖏᓐᓄᑦ ᑐᑭᓯᒋᐊᕈᑏᑦ

2018-19 (ᐅᑦᑑᐱᕆ), ᑭᖑᑉᐸᓂᐊᕐᓂᐊᔪ ᑐᓴᖅᑎᑦᑎᓚᐅᖅᑐᑦ ᐃᒪᕐᒥᐅᑕᓕᕆᔩᒃᑯᓐᓂ ᑲᓇᑕᒥ (DFO) ᑖᒃᑯᐊ ᖁᕝᕙᕆᐊᖅᓯᒪᔪᑦ ᐃᖃᓗᑦᑕᐅᖔᖃᑦᑕᖅᑐᑦ ᖁᕝᕙᓯᓐᓂᖏᑦ ᐆᒐᐃᑦ ᐃᖃᓗᑦᑕᐅᖏᓐᓇᕈᔪᓚᐅᖅᑐᑦ ᐱᖓᓐᓇᖓᓂ ᖃᐅᔨᓴᖅᑕᐅᔪᒥᑦ ᑭᓪᓕᖓ (WAZ) (ᑕᑯᓗᒍ ᓄᓇᙳᐊᖅ ᐱᖃᓯᐅᑎᓯᒪᔪᖅ 1). ᑖᒃᑯᐊ ᐃᖃᓗᑦᑕᐅᓂᐅᔪᑦ ᓅᒋᐊᖅᑎᑦᑎᓂᕐᒧᑦ ᐃᓚᒍᑕᖏᓐᓄᑦ ᐱᑕᖃᕆᐊᖃᖅᑎᑕᐅᔪᑦ ᖃᓄᐃᓐᓂᕆᐊᖃᖅᑕᖏᓐᓂ ᓚᐃᓴᓐᓯᒧ (COL) ᑯᖑᑉᐸᓂᖓᖅᑎᓄᑦ ᑕᒫᓂ. ᑲᔪᓯᑦᑎᐊᕈᓐᓇᓂᐊᕐᓗᓂ ᐃᖃᓗᓕᕆᓂᐅᔪᖅ, ᑭᖑᑉᐸᓂᐊᕐᓂᖅ ᑐᔅᓯᕋᖅᑐᑦ ᑖᒃᑯᐊ ᐃᒪᕐᒥᐅᑕᓕᕆᔩᒃᑯᑦ ᐋᖅᑭᒋᐊᖅᓯᓗᑎ COL ᐱᔪᓐᓇᔭᖅᑎᑕᐅᓗᑎ ᐃᖃᓗᑦᑕᐅᖔᖃᑦᑕᖅᑐᑦ. ᑐᓐᖓᕕᒋᓪᓗᒋᑦ ᖃᐅᔨᓴᖅᑎᓂᑦ ᐊᒻᒪ ᐃᖃᓗᑦᑕᐅᕙᑦᑐᑦ ᑐᑭᓯᒋᐊᕈᑎᖏᓐᓂ ᐊᑐᐃᓐᓇᐅᔪᑦ ᐆᒐᕐᓄᑦ (ᑕᑯᒍᒃ ᐃᓚᒍᑕᖓ 2), ᓄᓇᒦᖔᖅᑐᑦ ᐊᐅᓚᑕᐅᓂᖏᑦ (RM) ᖃᔅᓴᓚᐅᖅᑐᑦ ᐱᔪᓐᓇᑎᑦᑎᓂᖅ ᖁᑦᑎᓂᖅᓴᓂᑦ ᐃᖃᓗᑦᑕᐅᙳᖅᑐᓂᑦ ᑭᒡᒐᖅᑐᐃᒐᔪᖏᑦᑐᖅ ᐊᖏᔪᒥ ᐱᐅᖅᓯᐊᓂᕐᒧᑦ ᐃᓱᒫᓘᑕᐅᔪᑦ ᑖᒃᑯᓄᖓ ᐆᒪᔪᓄᑦ. RM ᐊᑐᓕᖅᑎᑦᑎᓚᐅᖅᑐᑦ ᑐᔅᓯᕌᓯ ᐋᖅᑭᒋᐊᖅᑕᐅᓂᖓᓄᑦ ᐆᒐᕐᓄᑦ (ᐃᓚᒍᑕᖓ 3) ᐊᒥᐊᒃᑯᖓᓄ ᐃᖃᓗᒐᓱᐊᕐᓇᒧᑦ, ᒪᓕᑦᑐᑎ ᐅᖃᖃᑎᖃᕐᓂᐅᔪᒥ ᐃᖃᓇᐃᔭᖅᑎᓂᑦ ᑕᒪᒃᑭᓐᓂ ᓄᓇᕗᒻᒥ ᐊᒻᒪ ᓄᓇᕕᒃ ᑲᑎᒪᔨᖏᓐᓂ (ᑲᑎᒪᔩᑦ ᐊᒻᒪ ᐃᒪᕐᒥᐅᑕᓕᕆᔩᒃᑯᑦ ᖃᐅᔨᓴᖅᑎᖏᑦ.

ᐃᓚᒋᐊᕐᓗᒍ, ᐱᓕᕆᑯᐅᔪᖅ ᑲᔪᖏᖅᓯᒪᔪᑦ ᕿᓂᕐᓗᑎ ᖃᐅᔨᓴᖅᑎᓄ ᐅᖃᐅᔾᔭᐅᒥᐊᕈᑎᒥ ᒪᑭᒪᑎᑦᑎᓂᕐᒧᑦ ᐃᖃᓗᑦᑕᐅᖔᖃᑦᑕᖅᑐᓂᑦ ᑭᓪᓕᖏᓐᓄᑦ ᐆᒐᕐᓄᑦ ᐅᕙᓂ WAZ, ᑲᓇᖕᓇᖓᓂ ᖃᐅᔨᓴᓂᕐᒧᑦ ᑭᓪᓕᖓ (EAZ) ᐊᒻᒪ ᑭᖑᑉᐸᓂᐊᕐᕕᐅᔪᖅ (SFA) 1. ᑲᓇᑕᒥ ᖃᐅᔨᓴᖅᑎᓄᑦ ᐅᖃᐅᔅᓯᕆᐊᖅᐹᑦ ᑎᑎᕋᕐᕕᖓ (CSAS) ᕿᒥᕐᕈᔭᐅᕙᓪᓕᐊᓂᖓ ᐱᓕᕆᐊᖑᓚᐅᖅᑐᖅᔪᓚᐃ 2019.

2019-20 (ᓯᑎᐱᕆ), ᖁᕝᕙᕆᐊᖅᓯᓴᒪᔪᑦ ᐆᒐᐃᑦ ᐃᖃᓗᑦᑕᐅᙳᖅᑐᑦ ᑎᑎᕋᖅᑕᐅᕙᓪᓕᐊᔪᑦ WAZ−ᒥᑦ. DFO ᐊᖏᖅᓯᓚᐅᖅᑐᑦ ᐃᖃᓗᒐᓱᐊᖅᑐᓂᑦ ᑐᔅᓯᕋᐅᑎᖓᓂ ᐃᓕᔭᐅᒃᑲᓂᕐᓗᓂ 2018-19 COL ᐆᒐᕐᓄᑦ ᐃᖃᓗᑦᑕᐅᙳᖅᑐᓄᑦ WAZ, ᐅᖃᖃᑎᖃᓚᐅᖅᑎᓪᓗᒋᑦ ᑲᑎᒪᔨᓂᑦ ᐊᒻᒪ ᐃᒪᕐᒥᐅᑕᓕᕆᔩᒃᑯᑦ ᖃᐅᔨᓴᖅᑎᖏᓐᓂ. ᖃᓄᐃᓐᓂᓴᖓ ᐊᑐᖅᑕᐅᔪᖅ ᐊᒥᐊᒃᑯᒋᔭᖓᓄ ᐃᖃᓗᒐᓱᐊᕐᓇᒥ (ᓲᕐᓗ, ᒫᓐᓇᐅᔪᒃᑯᑎᒍᑦ).

ᐃᓱᒪᓕᐅᖅᑕᐅᔪᑦ ᐋᖅᑭᒋᐊᖅᑕᐅᓂᖏᓐᓄᑦ COL 2018-19−ᒥᑦ ᐊᒻᒪ 2019-20 ᐊᔾᔨᒌᓐᓂᖃᓚᐅᖅᑐᑦ ᐊᑦᑐᐊᓂᖃᖅᑐᑎ ᐃᓚᖏᓐᓄᑦ ᓄᓇᕗᒻᒥ ᐊᒻᒪ ᓄᓇᕕᒃ ᓄᓇᑕᕈᑎᓄᑦ ᐊᖏᕈᑎᓄᑦ, ᓇᓗᓇᐃᖅᓯᔪᖅ ᐋᖅᑭᒋᐊᖅᑕᐅᒥᐊᖅᓂᖏᓐᓄᑦ COL ᐱᓕᕆᐊᖅᓯᓗᑎ ᖁᑦᑎᓂᖅᓴᓂᑦ ᖃᓄᐃᓐᓂᐅᔪᓂᑦ ᐆᒐᓂᑦ ᐃᖃᓗᑦᑕᐅᙳᖅᑐᓂᑦ ᐃᓱᒪᒋᔭᐅᓚᐅᖅᑐᖅ ᑐᓐᖓᕕᖃᖅto address higher incidences oᑐᑎ ‘ᑐᐊᕕᕐᓇᖅᑐᓂᑦ ᐊᒻᒪ ᐊᔾᔨᐅᖏᑦᑐᓂ ᖃᓄᐃᓐᓂᐅᔪᓂᑦ’. ᑭᖑᓂᐊᒍᑦ 2018-19 COL ᐋᖅᑭᒋᐊᖅᑕᐅᑎᓪᓗᒍ ᐊᒻᒪ ᐃᓕᓭᓇᔭᐅᓂᖓ ᒪᑭᒪᑎᑕᐅᔭᕆᐊᖅᓯᓂᖏᓐᓄᑦ ᐆᒐᐃᑦ, ᐊᕙᑎᖓ ᐱᒻᒪᕆᐅᓂᖓ ᐆᒪᔪᓄᑦ ᐊᒻᒪ ᐊᑐᖅᑕᐃᓕᓕᓗᓂ ᑐᐊᕕᕐᓇᖅᑐᓂᑦ COL ᐋᖅᑭᒋᐊᖅᑕᐅᓂᖏᓐᓄᑦ ᓯᕗᓂᔅᓴᒥ, ᐱᓕᕆᕕᐅᔪᖅ ᑲᔪᖏᖅᓯᒪᔪᖅ ᐱᓕᕆᐊᖅᓯᓗᑎ ᑲᑎᒪᑎᑦᑎᓂᕐᒥᑦ ᐊᑯᓂᐅᓂᖅᓴᒧᑦ ᐊᐅᓚᑦᑎᓂᕐᒧᑦ ᐊᑐᖅᑕᐅᔪᓂᑦ ᐃᒪᐃᓐᓇᕐᒥᑦ ᐅᒥᐊᕐᔪᐊᓄᑦ, ᓄᓇᕗᑦ ᐊᒻᒪ ᓄᓇᕕᒃ ᐃᖃᓗᓕᕆᓂᖏᑦ ᐊᒻᒪ ᑲᑎᒪᔩᑦ ᐃᖅᑲᓇᐃᔭᖅᑎᖏᑦ ᐅᑯᓄᖓ EAZ, WAZ ᐊᒻᒪᓗᑦᑕᐅᖅ SFA 1. ᐅᑯᐊ ᑎᓂᔭᐅᓕᖅᑎᓪᓗᒋᑦ, ᑲᑎᒪᑎᑦᑎᓂᐅᔪᑦ ᐊᑦᑐᐊᓂᓕᓐᓄᑦ ᑎᒍᒥᐊᖅᑎᐅᖃᑕᐅᔪᓄᑦ ᐱᒋᐊᕐᓂᐊᖅᑐᒋᔭᐅᔪᑦ ᓅᕕᐱᕆᒥ.

ᖃᐅᔨᓴᓂᕐᒧᑦ ᑐᑭᓯᒋᐊᕈᑏᑦ

ᐆᒐᐃᑦ (*Boreogadus saida*) ᓇᓗᓇᕈᔪᑦᑐᑦ ᐆᒪᔪᐃᑦ ᓴᖅᑭᖃᑦᑕᖅᑐᑦ ᓇᒥᑐᐃᓐᓇᖅ ᓇᔪᖃᑦᑕᖅᑕᖏᓐᓂ ᐅᑭᐅᑕᖅᑐᒥ. ᐃᓱᒪᒋᔭᐅᔪᑦ ᐊᕐᕌᒍ ᐃᓗᐊᓂ ᐅᑎᖅᑕᖃᑦᑕᖅᑐᑎᑦ ᖃᐅᔨᒪᔭᐅᔪᑦ ᐊᑐᖃᑦᑕᖅᑐᑎᑦ ᓇᔪᖅᓯᔪᖏᓐᓂ ᐊᕐᕌᒍ ᐃᓗᐊᓂ (ᓲᕐᓗ, ᐊᐅᔭᒃᑯᑦ ᑲᑎᖃᑦᑕᕐᓂᖏᑦ, ᓯᑰᑉ ᐊᑖᓂ ᓇᔪᖅᑕᐅᔪᖅ ᐊᑐᖅᑕᐅᓂᖓ). ᐊᒥᓱᑦ ᑲᑎᙵᔪᑦ ᑐᓴᖅᑎᑎᒍᑕᐅᖃᑦᑕᖅᓯᒪᔪᑦ ᑕᒪᒃᑭᓐᓂ ᓄᓇᒪᓇᖅᐸᓯᒻᒥ ᐊᒻᒪ ᐃᒪᐃᓐᓇᕐᒥᑦ. ᒪᒃᑯᑦᑐᑦ ᐆᒐᐃᑦ ᐆᒪᕙᑦᑐᑦ ᐊᒻᒪ ᐃᖕᒋᓭᕙᑦᑐᑦ ᐊᔾᔨᒌᖏᑦᑐᓂᑦ ᐃᑎᓂᖏᓐᓂ ᑭᓯᐊᓂ ᑎᑭᑦᑎᒐᐃᒻᒪᑕ ᐊᕐᕌᒍᖃᓕᖅᑐᑎᑦ 1+, ᑭᖑᓂᐊᒍᑦ ᐃᑎᓂᖅᓴᙳᑉᐸᑦᑐᑦ ᐊᒻᒪ

ᐃᖅᑲᖓᓄᑦ ᖃᓂᔅᓴᓂᖅᓴᐅᓪᓗᑎ ᐆᒪᓂᓕᒫᖏᓐᓄᑦ ᐊᖏᓂᖏ ᓈᒻᒪᑦᑐᑎᑦ, ᐃᖃᓗᑦᑕᐅᖔᖃᑦᑕᖅᑐᑦ ᑭᖑᑉᐸᓐᓂᐊᕈᑎᓄᑦ ᐃᖃᓗᓕᕆᓂᕐᒥᑦ, ᓇᓗᓇᐃᖅᓯᔪᖅ ᐆᒐᐃᑦ ᐊᒻᒪ ᑭᖑᑉᐸᐃᑦ ᑖᔅᓱᒥᖓᔅᓴᐃᓐᓇᖅ ᓇᔪᖅᓯᕙᑦᑐᑦ. ᐆᒐᐃᑦ ᐱᒻᒪᕆᐅᔪᒥᑦ ᐱᑕᖃᖅᑐᑦ ᐃᒪᕐᒥ ᐊᕙᑎᖓᓂ , ᓂᕿᖃᖅᑎᑎᓪᓗᑎ ᐊᒥᓱᒐᓚᓐᓄᑦ ᐆᒪᔪᓄᑦ ᑕᕆᐅᕐᒥᐅᑕᓄᑦ ᑎᒻᒥᐊᓄᑦ, ᐃᒪᕐᒥᐅᑕᓄᑦ ᐆᒪᔪᓄᑦ, ᐊᒻᒪ ᐃᖃᓗᓐᓄᑦ.

ᑐᑭᓯᒋᐊᕈᑏᑦ ᐆᒐᕐᓄᑦ ᓄᐊᑕᐅᔪᑦ ᐃᒪᕐᑏᑦᑐᑎᑦ ᖃᐅᔨᓴᖅᑎᓄᑦ ᐃᖃᓗᓕᕆᓂᕐᒧᑦ ᑎᑎᕋᕐᕕᖓᓄᑦ, ᑭᓯᐊᓂᓕ ᐊᒥᓲᓂᖏᓐᓄᑦ ᖃᓄᐃᓕᖓᓂᖏᑦ ᖃᐅᔨᓴᖅᑕᐅᓚᐅᖅᓯᒪᖏᑦᑐᑦ ᖃᐅᔨᓴᖅᑎᓄᑦ, ᐊᒻᒪ ᑕᐃᒪᐃᓐᓂᖏᓐᓄᑦ ᖃᐅᔨᒪᔭᐅᖏᑦᑐᑦ. ᐃᒪᕐᒥᐅᑕᓕᕆᔨᒃᑯᑦ ᐱᓕᕆᓂᖃᓚᐅᖅᑐᑦ CSAS ᕿᒥᕐᕈᓂᕐᒧᑦ ᐱᕙᓪᓕᐊᓂᖓ ᔪᓚᐃᒥ 2019 ᐅᖃᐅᔾᔨᒋᐊᕐᓗᑎ ᐆᒐᕐᓂᑦ ᐃᖃᓗᑦᑕᐅᖔᖃᑦᑕᖅᑐᓂᑦ ᑭᓪᓕᖏᓐᓄᑦ ᑯᖑᑉᐸᓂᖓᓂᕐᒥᑦ ᐅᑯᓇᓂ WAZ, EAZ ᐊᒻᒪ SFA 1. ᐱᖃᑕᐅᓚᐅᖅᑐᑦ ᑭᒻᒪᖅᑐᐃᓐᓈᑦ ᐃᒪᕐᒥᐅᑕᓕᕆᔨᒃᑯᑦ ᖃᐅᔨᓴᖅᑏᑦ ᐊᒻᒪ RM, ᐊᒻᒪ ᑲᑎᒪᔩᑦ.

ᒥᔅᓴᐅᓴᑦᑕᐅᔪᑦ ᐱᑕᖅᓯᓂᑕᓐᓇᖅᑕᖅᑎᑦ ᐆᒪᐃᑦ ᐊᒥᓲᓂᖏᓐᓄᑦ ᐊᕙᑎᖓᓂ ᐱᔭᐅᓚᐅᖅᑐᑦ ᐱᑕᖃᓇᐊᖅᑎᑕᐅᔪᓂᑦ ᑎᑭᑦᑎᓗᑎ ᐱᑕᖅᑦᑎᐊᖅᓗᑎ ᐱᔭᐅᐃᓂᑦ ᖁᑦᑎᓂᖅᓴᓛᑦᑐᑦ ᖁᕝᕙᓯᓐᓂᖅᑕᖅᑐᑦ ᓂᑎᔭᐅᖅᑕᑦᑕᖅᓂᖅᑕᓄᑦ (ᕿᓚᓗᒐᐃᑦ, ᓇᑦᑏᑦ, ᑎᒻᒥᐊᑦ, ᐃᖃᓗᐃᑦ), ᑐᑭᓯᓇᖅᓯᑎᑦᑎᔪᖅ 500,000 ᑎᑭᑦᑐᒍ 1,000,000 t ᐆᒪᐃᑦ ᐊᕐᕌᒍᑕᒫᑦ. ᒥᔅᓴᐅᓴᑦᑕᐅᓯᒪᔪᑦ ᓇᓗᓇᐃᖅᓯᒪᓪᓚᕆᖏᑦᑐᑦ ᐱᑕᖅᑎᖅᓂᖏᓐᓂᖏᓐᓄᑦ ᖃᐅᔨᓴᖅᓂᖅᑐᑦ ᑐᕌᖓᔪᓂᑦ ᐆᒪᓂᕐᒥᖕᓂ, ᐱᑕᖃᕐᓂᖏᓐᓄᑦ ᐊᑯᓂᐅᓂᖏᓐᓄᑦ ᐆᒪᓂᓇᕙᑦᑕᕐᓂᕐᒥᑦ ᑐᑭᓯᐊᑎᓂᑦ ᓇᓗᓐᓇᕆᑦᑕᕐᓂᕐᒥᑦ ᐆᒪ. ᓇᓚ ᓇᓗᓇᕐᓂᐅᔪᖅ ᑕᑎᕆᔅᓴᐅᑎᐊᕐᒥᑦ ᓇᓗᓇᐃᖅᓯᒪᔭᐅᔪᓂᑦ ᐊᑦᑐᖅᑕᐅᔪᑦ ᐋᑕᐅᓂᖏᓐᓄᑦ. ᒥᔅᓴᐅᓴᑦᑕᐅᓯᒪᔪᑦ ᐱᔭᐅᑉᐸᑕ ᑕᐃᒪᐃᓐᓂᖏᓐᓄᑦ ᐳᓴᖕᑎᓪ ᐆᒪᐃᑦ ᐋᖅᑕᐅᔪᑦ ᑲᑎᑦᑐᒥᑦ ᐊᑕᖏᖅᑐᒥᑦ ᐊᒥᓲᓂᖏᓐᓄᑦ ᑯᖑᑉᐸᓂᐊᓂᕐᒥᑦ ᐊᑦᑎᑦᑑᔪᖅ, ᑭᓯᐊᓂᓕ ᐊᖏᔪᖃᒃᓚᐅᓂᖓᓄ ᓇᓗᓇᕈᑎᖓ, ᖃᐅᔨᒪᓇᓯᑦᑎᐊᓂᖅ ᐅᖃᐅᔾᔨᒋᐊᕈᑎᐅᔪᖅ

ᑭᖑᓪᓕᕐᒥᑦ ᐱᓕᕆᐊᖑᓂᐊᖅᑐᑦ

ᑲᑎᒪᑎᑦᑎᓂᕐᒧᑦ ᐱᕙᓪᓕᐊᓂᐅᔪᖅ ᐱᔭᓅᖅᓯᒪᓕᕈᑎ, ᐱᓕᕆᑯᐅᔪᖅ ᐅᑎᖅᐱᓕᕆᐊᖅᑕᖅᑐᑦ ᑲᑎᒪᔩᑦ ᐃᓯᒪᓕᕆᐅᖅᑯᔩᓗᑎ ᐊᒻᒪ ᐅᖃᐅᔾᔨᒋᐊᕐᓗᑎ (ᓈᒻᒪᑎᓪᓗᒍ) ᐆᒐᕐᓂᑦ ᐃᖃᓗᑦᑕᐅᖔᖃᑦᑕᖅᑐᓄᑦ COL ᒫᑦᓯᒥ 2020 ᑲᑎᒪᑎᓪᓗᒋᑦ ᐊᑐᓕᖅᑎᑕᐅᓂᖓ ᐱᒋᐊᓕᖅᑎᓪᓗᒍ 2020-21 ᐃᖃᓗᒐᓯᐊᕐᓂᖅ.

ᖃᓄᐃᓐᓂᓇᔭᕐᒋᑦ ᐆᒐᐃᑦ ᐃᖃᓗᑦᑕᐅᖔᖃᑦᑕᖅᑐᑦ ᐅᖃᐅᓯᖃᕐᓂᕐᒧᑦ ᑐᓂᔭᐅᓂᐊᖅᑐᑦ ᐃᓚᒋᔭᐅᔪᓄᑦ ᐅᑭᐅᑕᖅᑐᒥ ᑭᖑᑉᐸᓂ ᐅᖃᐅᔾᔨᒋᐊᓂᓕᑦ ᑲᑎᒪᔅᓴᕋᓛᓄᑦ ᑭᖑᓪᓕᕐᒥᑦ ᐊᕐᕌᒍᑕᒫᑦ ᑲᑎᒪᕝᕕᐊᑎᓪᓗᒋᑦ (ᒫᑦᓯ2020).

ᑎᑎᕋᖅᑐᖅ: **ᐃᖃᓗᓕᕆᓂᕐᒧᑦ ᐊᒻᒪ ᐊᐅᓚᑦᑎᓂᕐᒧᑦ,** ᐃᒪᕐᒥᐅᑕᓕᕆᔨᒃᑯᑦ ᑲᓇᑕᒥ

ᐅᓪᓗᖓ: ᔫᕕᐱᓇ 1, 2019

ᐃᓚᒍᑕᖏᑦ
ᐃᓚᒍᑕᖓ 1 – ᓄᓇᖑᐊᖅ
ᐃᓚᒍᑕᖓ 2 – ᐃᖃᓗᑦᑕᐅᖔᖃᑦᑕᖅᓯᒪᔪᑦ, ᐆᒐᐃᑦ
ᐃᓚᒍᑕᖓ 3 –2018-19 ᐊᒻᒪ 2019-20 ᐋᖅᑭᒋᐊᖅᑕᐅᓂᖓ ᐅᑭᐅᑕᖅᑐᒥ ᑭᖑᐸᐊᓄᑦ ᓚᐃᓴᓐᓯ

ᑐᖑᔪᖅᑐᑦ – ᑲᓇᓐᓇᖓᓂ ᖃᐅᔨᓴᖅᑕᐅᔪ ᑭᓪᓕᖓ
ᑐᖑᔪᕈᔪᑦᑐᑦ – ᐱᖓᓐᓇᖓᓂ ᖃᐅᔨᓴᖅᑕᐅᔪ ᑭᓪᓕᖓ

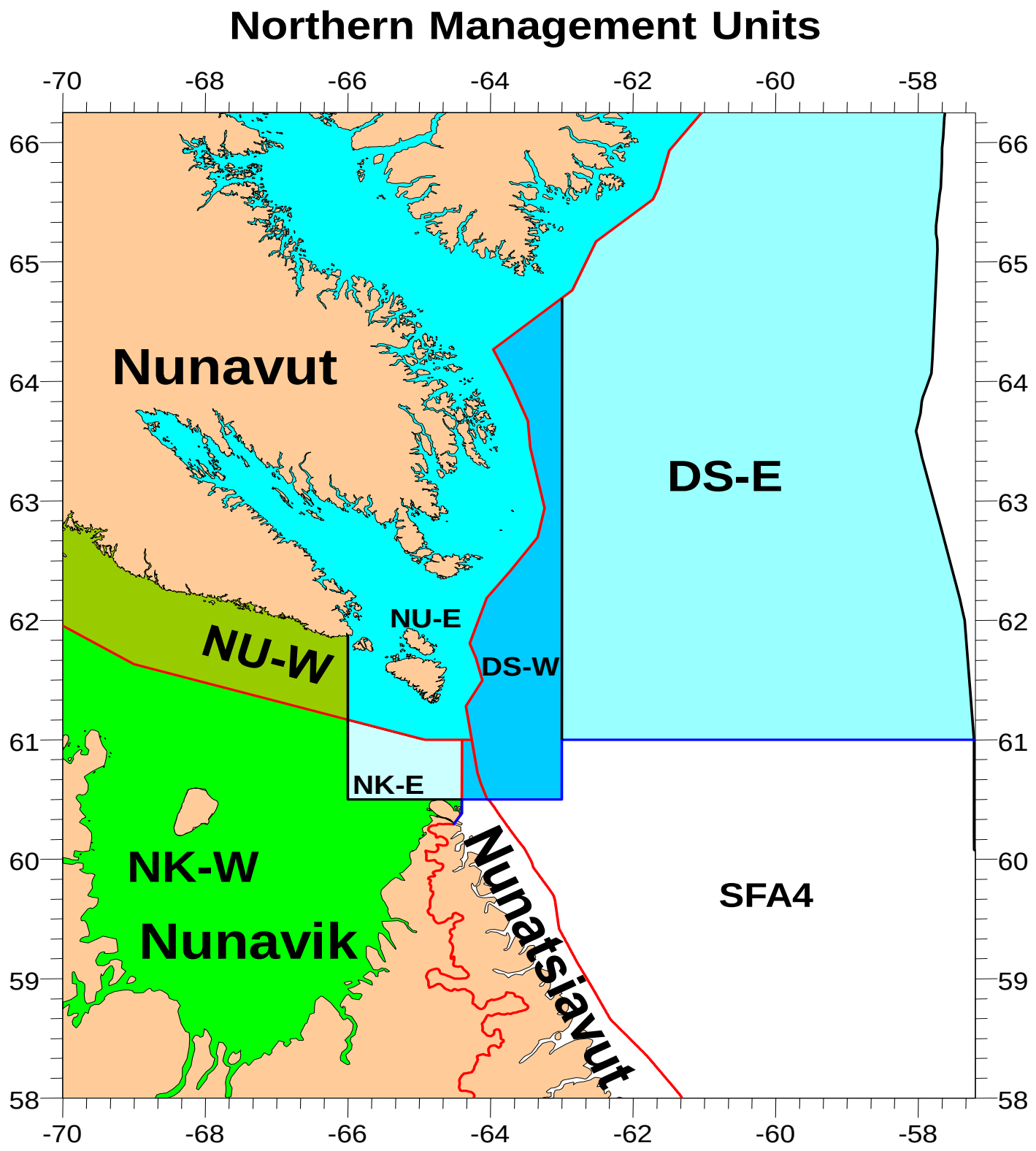

Northern Management Units
-70
-68
-66
-64
-62
-60
-58
66
65
64
63
62
61
60
59
58
Nunavut
DS-E
NU-E
NU-W
DS-W
NK-E
NK-W
Nunavik
Nunatsiavut
SFA4

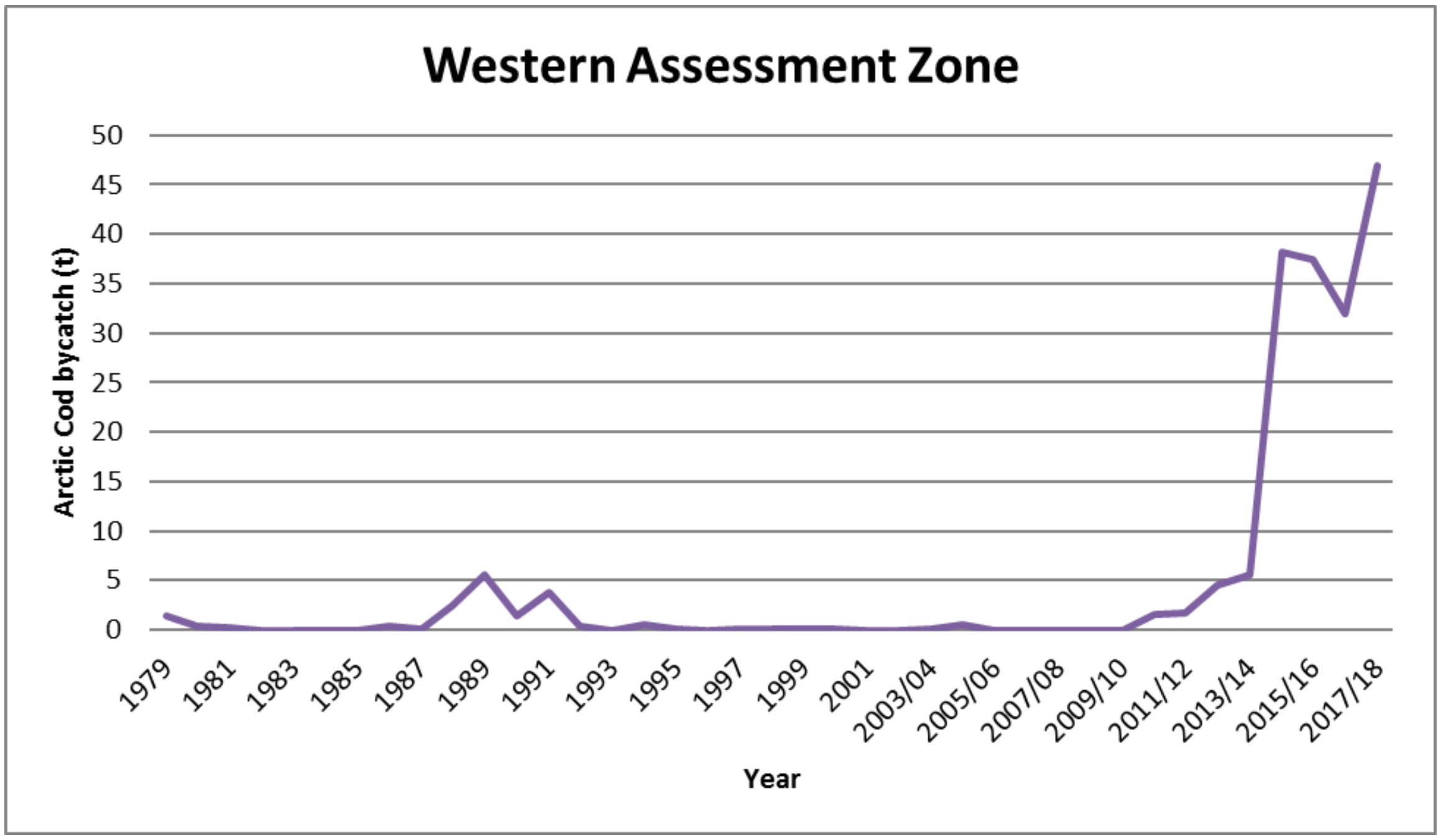

ᐊᔾᔨᓐᖑᐊᖅ 1. ᐆᒪᐃᑦ ᐃᖅᑲᓗᑦᑕᐅᖐᖃᑦᑕᖅᑐᑦ SFA 3 (ᐱᖓᓐᓇᖓᓂ ᖃᐅᔨᓴᖅᑕᐅᔪ ᑭᓪᓕᖓ) ᐅᑯᓄᖓ 1979–2018[1].

---

[1] . ᑭᖑᑉᐸᓂᐊᓂᕐᒧᑦ ᐊᐅᓚᑦᑎᓂᕐᒧᑦ ᐊᑐᖅᑕᐅᓂᖓ ᐊᓯᔾᔨᖅᑐᖅ ᐅᓪᓗᖅᓯᐅᑎᓂᑦ ᐊᕐᖀᒍᓂ ᑮᓇᐅᔭᓕᕆᓂᕐᒧᑦ ᐊᕐᖀᒍᒧ ᐱᕆᐊᕐᓂᖃᖅᑐᖅ 2003.a

9/26/2019

ᖃᐅᔨᒪᔭᐅᔭᕆᐊᓕᒃ ᓚᐃᓴᓐᓯ ᐅᑭᐅᑕᖅᑐᒥ ᑯᖑᑉᐸᓄᑦ ᐋᖅᑭᒋᐊᖅᑕᐅᔪᑦ ᐃᒪᐃᓕᖅᑲᓪᓗᑎ:

5.2.2 ᐱᖃᓯᐅᑎᓐᓇᓂ ᐃᓚᖓ 5.2 ᖁᓛᓂ, ᐃᖃᓗᒐᓱᑦᑎᓪᓗᒋᑦ ᐃᒪᖏᓐᓂ ᐊᐅᓚᑕᐅᔪᓂᑦ ᓄᓇᕗᒻᒥ ᐱᖓᓐᓇᖓᓂ ᐊᒻᒪ/ᐅᕝᕙᓘᓐᓃᑦ ᓄᓇᕕᒃ ᐱᖓᓐᓇᖓᓂ ᑲᑎᑦᑐᒋᑦ ᐃᖃᓗᑦᑕᐅᖕᒌᖅᑐᑦ ᐆᑲᐃᑦ ᐅᖓᑕᐅᔾᔨᔪᓂᑦ 5 ᐳᓴᓐᑎᓂᑦ ᐅᖁᒪᐃᓐᓂᖏᑎᒍᑦ ᑯᖑᑉᐸᐃᑦ 200kg, ᐊᑐᖅᑕᐅᒐᔪᑦᑐᖅ ᑲᓕᓐᓂᐅᓚᐅᖅᑐᓂᑦ ᐱᖓᓲᔪᖅᑕᖅᑐᑎ, ᓚᐃᓴᓐᓯᒥᑦ ᑎᒍᒥᐊᖅᑐᖅ ᐅᕝᕙᓘᓐᓃᑦ ᐅᒥᐊᕐᔪᐊᒥᑦ ᐊᐅᓚᑦᑎᔪᖅ ᐊᓯᔾᔩᑦᑕᐅᑎᒋᒋᐊᓕᒃ ᓇᒦᓐᓂᖓᓂ ᒥᑭᓛᓇᓗᓂᐅᒃ ᖁᓗᓕᑦ (10) ᐃᒪᒃᑯᑦ ᒪᐃᔪᐃᑦ ᓇᒥᑐᐃᓐᓇᖅ ᐃᓂᒋᔭᖓᓂ ᑲᓕᖃᑦᑕᕐᓂᐅᕋᑖᓚᐅᖅᑐᓂᑦ ᐱᓇᓱᐊᖅᑕᐃᓕᓪᓗᓂ ᐃᖃᓗᑦᑕᐅᖕᒌᖅᑐᓂᑦ ᐆᑲᕐᓂᑦ. ᓅᓚᐅᖅᑎᓪᓗᒋᑦ, ᑲᑎᑦᑐᒋᑦ ᐃᖃᓗᑦᑕᐅᖕᒌᖅᑐᑦ ᐆᑲᐃᑦ ᐅᖓᑕᐅᔾᔨᒍᑎ ᐊᖏᓂᖅᓴᒥ 5 ᐳᓴᓐᑎᒥ ᐅᖁᒪᐃᓐᓂᖏᑎᒍᑦ ᑯᖑᑉᐸᑦᑕᐅᔪᓂᑦ, ᐅᕝᕙᓘᓐᓃᑦ 200 ᑭᓗᒍᕌᒻ. ᐊᑐᖅᑕᐅᒐᔪᓚᐅᖅᑐᖅ 6−ᕋᖅᑎᖅᑐᑎᑦ ᑲᓕᓐᓂᖏᓐᓄᑦ, ᐅᒥᐊᕐᔪᐊᖅ ᓅᖏᓐᓇᕆᐊᓕᒃ 10 ᐃᒪᒃᑯᑦ ᒪᐃᔭᓂᑦ ᓇᒥᑐᐃᓐᓇᖅ ᐃᓂᒋᔭᖓᓂ ᐱᖑᓲᔪᖅᑐᓂᑦ ᑲᓕᓐᓂᐅᕋᑖᓚᐅᖅᑐᓂᑦ ᐊᓯᖏᓐᓂᑦ ᐃᖃᓗᑦᑕᐃᓕᒪᓂᕐᒧᑦ. ᓚᐃᓴᓐᓯᒥᑦ ᑎᒍᒥᐊᖅᑐᖅ ᐅᕝᕙᓘᓐᓃᑦ ᐅᒥᐊᕐᔪᐊᒥᑦ ᐊᐅᓚᑦᑎᔪᖅ ᑎᑎᕋᕆᐊᓕᖕᒋᑦ ᑎᑎᕋᕐᕕᒻᒥ ᐱᔭᐅᑦᑕᐃᓕᒪᓗᑦ ᐅᖓᑕᐅᔾᔨᔪᓂᑦ ᐆᑲᕐᓂᑦ ᐃᖃᓗᑦᑕᐅᖕᒌᖅᑐᓂᑦ. ᓚᐃᓴᓐᓯᒥᑦ ᑎᒍᒥᐊᖅᑐᖅ ᐅᕝᕙᓘᓐᓃᑦ ᐅᒥᐊᕐᔪᐊᒥᑦ ᐊᐅᓚᑦᑎᔪᖅ ᑎᑎᕋᕆᐊᖃᕐᒥᔭᖏᑦ ᑎᑎᕋᕐᕕᒻᒥ ᐃᓂᒋᔭᖓᓂ (ᓴᓂᒧᑦ ᑐᑭᒧᑦ ᓄᓇᙳᐊᒥᑦ) ᐆᑲᐃᑦ ᐃᖃᓗᑦᑕᐅᖕᒌᖅᑎᓪᓗᒋᑦ ᐊᖏᓂᖏᑦ ᐃᖃᓗᑦᑕᐅᔪᑦ ᐅᖁᒪᐃᓐᓂᖏᑎᒍᑦ ᑭᓗᒍᕌᒻ.

ᑖᓐᓇ ᐋᖅᑭᒋᐊᕈᑎᐅᔪᖅ ᐱᒋᐊᕐᓂᖃᖅᑐᖅ ᐅᓪᓗᖓᓂ ᑐᓂᐅᔭᐅᔪᒥᑦ ᒫᑦᓯ 31, 2020.

ᐃᓚᒍᑕᖓ 6

ᖃᐅᔨᓴᐃᔪᓄᑦ ᑎᑎᕋᖅᓯᒪᔭᖓ 2019/073

ᓇᐃᓕᒋᐊᕈᑖ: ᕿᒥᕐᕈᔭᐅᓂᖏᑦ ᑕᑯᒃᓴᕈᑐᐃᓐᓇᓇᐊᓖᑦ ᐊᒃᑐᐃᓂᖃᖅᑐᑦ ᐱᔭᐅᓇᓱᖕᓇᑎᒃ ᑐᖁᓴᖅᑕᐅᔪᑦ ᐅᑭᐅᖅᑕᖅᑑᑉ ᐆᒐᖏᑦ (*ᐳᕆᐅᒐᑕᔅ ᓴᐃᑕ*) ᑲᑎᖅᓱᖓᓂᖏᑦ ᐱᓇᓱᒃᑕᐅᑎᓪᓗᒋᑦ ᐅᑭᐅᖅᑕᖅᑑᑉ (*ᐸᓐᑖᓚᔅ ᐳᐊᕆᔮᓚᔅ*) ᐊᒻᒪᓗ ᑕᖅᓴᓃᑦ (*ᐸᓐᑖᓚᔅ ᒪᓐᑕᒍᐃ*) ᑭᖑᒃᐸᒐᓱᒃᑕᐅᔫᑦ ᑭᖑᒃᐸᒐᓱᒃᑎᑦ ᐃᖃᓗᒐᓱᒃᑎᖏᓄᒃ ᐃᖃᓗᒐᓱᒻᕕᖏᓂᑦ 1, 2, ᐊᒻᒪ 3

ᑎᑎᕋᖅᑐᑦ: ᕗᕝᑲᐃᑦᔅ ᕚᓪᑯᔅ, ᔩᓚ ᐊᑦᓯᓴᓐ, ᑲᕙᓐ ᕼᐊᑦᔨᔅ, ᐊᒻᒪᓗ ᑕᐃᕙᑎ ᑎᓗᐊᕆᔭᐃᔅ

ᐅᑭᐅᖅᑕᖅᑑᑉ ᐆᒐᖓ (*ᐳᕆᐅᒐᑕᔅ ᓴᐃᑕ*) ᐃᓱᒪᒋᔭᐅᔪᖅ ᐊᑐᓲᖅ ᓂᖃᐅᓖᑦ ᐆᒪᔪᖓ ᓂᕿᑐᖅᑎᓄᑦ ᐅᑭᐅᖅᑕᖅᑑᑉ ᑕᕆᐅᖓᓂ ᐆᒪᔪᑦ ᐊᐅᓚᔾᔪᓯᖓᒍᑦ ᐱᔾᔪᑎᒋᓪᓗᒍ ᕿᑎᓪᓗᐊᖓᓃᓪᒪᑕ ᓂᕿᓪᓗᐊᑕᐅᓪᓗᑎᒃ, ᑕᒪᐃᓐᓄᐸᓗᒃ ᐃᒪᒻᒥᐅᑕᑦ ᓂᕐᔪᑎᖏᓐᓄᑦ (ᓇᑦᑏᑦ, ᕿᓚᓗᒐᑦ, ᑎᖕᒥᐊᑦ ᐊᒻᒪ ᐊᓯᖏᑦ ᐃᖃᓗᐃᑦ) ᐊᒻᒪᑦᑕᐅᖅ ᐊᑑᑎᖃᓪᓚᕆᒃᖢᑎᒃ ᓂᕆᖕᒑᓂᐊᓄᑦ ᐱᕈᖅᑐᓂᒃ ᖁᓪᓗᕆᐊᑦ ᑭᖑᓪᓕᐅᔭᒥᒃ ᐊᖏᓕᒋᐊᕈᑎᓪᓗᑎᒃ (ᖁᓪᓗᕆᐊᑦ). ᐊᖀᒍᓂᒃ ᖃᖓᑦᑎᐊᓂᒃ (ᓲᖅᓗ, ᑕᐃᑲᙵᑦ 2017), ᑭᖑᑉᐸᓂᒃ ᐃᖃᓗᒐᓱᒃᑎᓄᑦ ᐅᒥᐊᔾᔪᐊᖏᓐᓂᒃ ᐊᐅᓚᑎᔪᑦ ᐃᓗᐊᒍᑦ ᑭᖑᑉᐸᓂᒃ ᐃᖃᓗᒐᓱᒃᑎᓄᑦ ᐃᓂᖏᑕ 1 (ᕿᑭᖅᑖᓘᐃ ᐃᒪᕙᖓ) ᐊᒻᒪᓗ 3 (ᕼᐊᑦᓴᓐ ᐃᑭᕋᓴᖓ), ᖃᑯᑎᒃᑯᑦ ᐅᓂᒃᑳᓇᔭᖃᓯᑦ ᐊᖏᔪᐋᓗᓐᓂᒃ ᐃᖃᓗᒃᓱᒃᑎᒃ (400–2300 ᑭᓗᒍᕌᒻ ᐊᑐᓂ ᑲᓕᑕᒧᑦ) ᐅᑭᐅᖅᑕᖅᑑᑉ ᐆᒐᖏᓂᒃ ᐃᖃᓗᖅᓯᐅᑎᓪᓗᑎᒃ. ᐃᒪᒻᒥᐅᑕᓕᕆᔨᒃᑯᑦ ᑲᓇᑕᒥ (DFO) ᓱᓇᒃᑯᑖᓄᑦ ᑲᒪᔨᖏᑕ ᐊᐅᓚᑦᑎᔨᖏᑦ ᐅᐸᒍᑎᓪᓗᑎᒃ DFO ᖃᐅᔨᓴᖅᑐᓕᕆᔨᖏᓐᓂᒃ ᐱᔪᒪᓪᓗᑎᒃ ᐅᖃᔾᔨᖅᓱᐃᔾᔪᑎᒌᔭᓂᒃ ᑕᒪᒃᑯᓄᖓ ᐆᒪᔪᑦ ᐊᐅᓚᓂᐊᒍᑦ ᐆᒪᔪᖏᒍᓪᓗ–ᐱᔾᔪᑕᐅᓂᖏᑕ ᐅᑭᐅᖅᑕᖅᑑᑉ ᐆᒐᖏᓐᓂᒃ ᐃᖃᓗᖅᓯᐅᑎᓪᓗᑎᒃ ᐲᔭᐃᓂᖏᓐᓄᑦ ᓇᐄᓴᐅᑎᖏᑦ ᕿᒥᕐᕈᔭᐅᖁᓪᓗᒋᑦ ᐊᑐᓃᖓᔪᓄᑦ ᑭᖑᑉᐸᓂᒃ ᐃᖃᓗᒐᓱᒃᑎᓄᑦ ᐃᓂᖏᓄᑦ ᐊᑐᖅᑕᓄᑦ (SFAs) ᐅᑭᐅᖅᑕᖅᑐᒥ.

ᐅᓇ ᖃᐅᔨᓵᓇᔭᒧᑦ ᑎᑎᕋᖅᑕᐅᔪᖅ ᕿᒥᕐᕈᐃᔭᖅᑲᖅᑐᖅ ᐅᑭᐅᖅᑕᖅᑑᑉ ᐆᒐᖓᑕ ᐆᒪᔪᓂᓇᖏᖓᑕ ᖃᓄᓪᓗ ᐊᒃᑐᐊᖓᒪᖓᑦ ᐆᒪᔪᑦ ᐊᐅᓚᓂᓇᖏᒍᑦ, ᐃᓱᒪᒋᔭᖃᖅᑐᓂᒃ ᐊᕙᒃᓯᒪᓂᓇᖏᓐᓂᒃ ᐃᓕᖅᑯᓯᖃᖅᑎᑦᑎᓂᖏᓐᓂᒃ, ᐊᒻᒪᓗ ᕿᒥᕐᕈᐃᔭᖅᑲᖅᑐᖅ ᑕᐃᒪᙵᓂᒃ ᖃᐅᔨᓵᓇᔭᐅᓕᓪᒪᑕ ᐱᓇᓱᒃᑕᐅᓇᓂᒃ ᐃᖃᓗᒃᑕᐅᓯᒪᓕᕐᒪᑕ ᑲᓇᑕᐅᑉ ᑲᓇᐃᓐᓇᑕ ᑭᖑᒃᐸᒐᓱᒃᑎᑦ ᐃᖃᓗᒐᓱᒃᑎᑦ ᑎᑎᕋᖅᓯᒪᔪᑦ. ᐱᓕᕆᐋᖑᓂᖓᓐᓂ ᓇᐋᓴᐅᑎᓗᐊᕐᒥ ᓇᓗᓇᐃᖅᓯᓯᒪᔪᓂᒃ ᐅᑭᐅᖅᑕᖅᑑᑉ ᐆᒐᖏᓐᓂᒃ ᐊᒥᓲᓂᖏᓐᓂᒃ ᐊᒃᑎᕐᓂᖓᓐᓂᒃ ᖃᐅᔨᓴᖅᑕᐅᕙᓪᓕᐊᓂᖓᓐᓂᒃ ᐃᓂᕆᔭᖏᓐᓂᒃ. ᐱᔭᐅᑎᕆᓪᓗᒍ ᑭᓪᓕᖅᓱᐊᖅᑐᖅ ᓇᐋᓴᐅᑎᖏᑦ ᐊᑐᐃᓐᓇᐅᔪᓂᒃ ᕿᒥᕐᕈᔭᒃᑯᑦ, ᑕᒪᒃᑯᐊ ᐅᒪᔪᑦ ᐊᐅᓚᓂᐊᒍᑦ ᐱᓯᒪᔭᐅᔭᕆᐊᖃᕐᓂᖏᑦ (ᓱᖅᓗ, ᓂᕆᔭᐅᓂᕆᓂᖏᑦ ᐅᑭᐅᖅᑕᖅᑑᑉ ᓂᕿᑐᖅᑎᖏᑦ) ᐊᑐᖅᑐᒍ ᓴᓂᕐᒍᐃᖕᓇᓪᓗᓂ ᓇᓚᐅᑦᑖᕆᔭᐅᑎᓪᓗᒍ ᐃᒪᓇᓪᓗᐊ ᐊᒥᓱᓂᖅᑐᑦ ᐅᓄᓪᓗᐊᕐᓂᖏᓐᓂᒃ. ᑐᙵᕕᓕᓪᓗᒋᑦ ᖃᓂᒌᑦ ᓇᓚᐅᑦᑖᕆᔭᐅᑎᐅᔪᑦ ᐃᖃᓗᖏᓐᓄᑦ, ᑎᖕᒥᐊᖏᓐᓄᑦ, ᓇᑦᑎᖏᓐᓄᑦ, ᐊᒻᒪᓗ ᕿᓚᓗᒐᖏᑦ ᐊᒥᓲᓂᖏᓐᓄᑦ ᑕᒪᐃᓐᓂ ᖃᖅᑳᓗᒃ ᐃᒪᕙᐊᓂᒃ/ᖃᖅᑳᓗᒃ ᑲᑭᓐᖏᑦ ᐃᑭᕋᓴᖓᓂ, ᐅᑭᐅᖅᑕᖅᑑᑉ ᐆᒐᖏᑦ ᐊᑦᑕᑕᖃᑎᒌᓐᓂᖏᑦ ᐱᓯᒪᔭᐅᓐᓂᖏᑦ ᐆᒪᔪᑦ ᐊᓐᓇᐅᒪᐃᓐᓇᖁᓪᓗᒋᑦ ᐅᖓᑖᓃᒃᑲᖅᑐᖅ 500,000 ᑕᓐᓂᑦ ᐅᑭᐅᖅᑕᖅᑑᑉ ᐊᖏᒍᑕᒫᖅ, ᐃᓱᒪᒋᓪᓗᒍ ᑖᒃᑯᐊ 10% ᑕᒪᐃᑕ ᐅᐊᖕᓇᖅᐸᓯᐊᓂ ᐊᑦᓵᓂᑦ ᐳᐃᔩᓕᒫᑎᐊᖏᑦ ᐊᑐᖅᑕᕈᑎᑦ ᖃᐅᔨᓴᖅᑕᐅᔪᓐᓇᕋᓂᒃ. ᑕᐃᒪ ᑖᓐᓇ ᓇᓚᐅᑦᑖ ᐃᓱᒪᒋᔭᐅᕙᓪᓗᐊᖅ ᐊᖅᐸᓯᓗᐊᖅᑐᓂᖓᓂᒃ, ᑖᓐᓇ ᐊᒃᓯᓕᕈᓇᓂᑦ ᓇᓚᐅᑦᑖᕈᑎᒥᒃ ᓴᖅᑭᔭᑕᐅᕗᖅ ᖃᓄᐃᓕᐅᕐᓂᐊᑕᖅ ᑯᑦᑎᖓᓂᖅᓴᐅᓂᖓᑕ ᐅᓄᕐᓂᖅᓴᐅᓕᕐᓂᐊᑕ ᐅᑭᐅᖅᑕᖅᑑᑉ ᐊᑦᑕᑕᖃᑎᒌᓐᓂᖏᑦ ᑲᑎᖅᓱᖓᓕᒫᖅᑐᑦ ᐅᒪᔪᑦ ᐊᐅᓚᓂᐊᒍᑦ.

ᑕᐃᒪ ᓴᓂᕐᒐᒃᑎᓪᓗᒋᑦ ᕿᒥᕐᕈᓗᒋᑦ ᐊᒃᑎᕐᓗᐊᓂᖏᑦ ᓇᓚᐅᑦᑖᕆᓐᓂᖅᓴᐅᔫᑉ ᐅᑭᐅᖅᑕᖅᑑᑉ ᐊᒥᓲᓂᖏᑦ ᑖᒃᑯᓄᖓ ᐱᓇᓱᒃᑕᐅᓇᑎᒃ ᐃᖃᓗᒃᑕᐅᓯᒪᔾᔭᑦ ᓇᐋᓴᐅᑎᖏᓐᓄᑦ, ᐃᓱᒪᓕᐅᕆᔭᐅᕙᓐᓇᖅᓯᓪᓗᑎᒃ ᖃᓄᐃᑦ ᐊᒃᑐᐃᒪᖔᑕ ᑕᒪᓐᓇ ᐃᖃᓗᒃᑕᐅᓇᓱᒃᑕᐅᓂᖏᑦ ᐃᑦᑕᐅᓂᖏᑦ ᐊᑐᓂᖓᔪᓄᑦ ᑭᖑᑉᐸᓂᒃ ᐃᖃᓗᒐᓱᒃᑎᓄᑦ ᐃᓂᖏᓄᑦ ᑕᒪᒃᑯᓄᖓ ᐅᑭᐅᖅᑕᖅᑑᑉ ᐊᒥᓲᓂᖏᓐᓄᑦ ᐃᖃᓗᒃᑕᐅᓯᒪᔪᑦ ᐅᖃᓪᓚᐅᑎᒋᔭᐅᓂᕐᓴᒐᓱᐊᕐᓂᖏᓐᓂᒃ ᒥᑭᓗᐊᓂᕐᒥᒃ; ᑐᖕᖓᕕᒋᓪᓗᒍ 0.1% ᐅᒪᔪᑦ ᑲᑎᖅᓱᖓᓂᖏᑦ ᐊᑦᓵᓂᑦ ᑐᙵᕕᖃᓪᓗᒍ ᓂᕿᑐᖅᑎᖏᑦ ᐊᓐᓇᐅᒪᐃᓐᓇᖁᓪᓗᒋᑦ. ᑕᐃᒪ ᑖᓐᓇ ᑭᓪᓕᖅᓱᐊᖅᑐᖅ ᑕᐅᑐᖕᒪᒋᑦ ᑕᒪᒃᑯᓄᖓ ᐅᑭᐅᖅᑕᖅᑑᑉ ᐊᑦᑕᑕᖃᑎᒌᓐᓂᖏᑦ ᓇᓚᐅᑦᑖᕆᔭᐅᓂᖏᑦ ᓇᓗᓈᕿᓂᐊᑕᓗ ᑕᒪᒃᑯᐊ ᐊᑦᑕᑕᖃᑎᒌᓐᓂᖏᓐᓄᑦ ᓇᓚᐅᑦᑖᕆᔭᐅᑎᓪᓗᒍ, ᐅᒪᔪᑦ ᐊᐅᓚᓂᐊᒍᑦ ᐊᑐᓕᖅᑎᓐᓂᕐᓗ–ᑲᒪᑦᑎᐊᖅᑐᓄᑦ ᐅᑭᐅᖅᑕᖅᑑᑉ ᐱᓇᓱᒃᑕᐅᔪᑦ ᓇᓚᐅᑦᑖᕆᔭᐅᓂᖏᑦ ᐊᑐᓂᖓᔪᓄᑦ ᑭᖑᑉᐸᓂᒃ ᐃᖃᓗᒐᓱᒃᑎᓄᑦ ᐃᓂᖏᓄᑦ (SFAs) ᓴᖅᑭᑕᐅᔪᓇᓱᖕᓂᑦᑐᖅ ᐅᓗᒥᐅᔪᑦ. ᑕᒪᐃᓐᓂᖓᓄᑦ, ᑖᒃᑯᐊ ᓚᐃᓴᓯᐆᑉ ᑭᓪᓕᓯᓂᐊᕐᓂᖓᑦ ᐊᓯᔾᔨᓂᐊᕈᑎᒃ ᒪᓕᒃᓗᒍ ᖁᕝᕙᓯᒋᐊᑎᓐᓂᖓᓄᑦ ᐅᑭᐅᖅᑕᖅᑑᑉ ᐆᒐᖓᓂ ᐃᖃᓗᒃᑕᐅᔪᑦᑕᐅᔪᓂᒃ ᓴᖅᑭᔭᖅᑐᒥᒃ ᐊᖏᓂᖅᓴᐅᔪᓂᒃ ᐱᔭᐃᓂᖅᓂᒃ, ᑕᒪᓐᓇ ᐅᓗᓇᐋᕐᓂᖅᑲᖅᑲᓂᖅ ᐱᓗᐊᖅᑕᐃᓕᒪᓂᖅ ᐊᑐᖕᖓᖅᓱᔭᐅᕗᖅ.

ᖃᐅᔨᓴᖅᑎᒃᑯᑦ ᐅᖃᐅᔅᓴᖅᓯᐃᔾᔪᑎᒍᑦ 2020/007

ᓇᐃᓕᒋᐊᕆᔾᔪᑦ: ᕿᒥᕐᕈᔭᐅᓂᖓ ᐅᑭᐅᖅᑕᖅᑑᑉ ᐆᒐᖏᑦ (*ᐳᕆᐅᒐᑕᔅ ᓴᐃᑕ*) ᐱᓇᓱᒃᑕᐅᓇᑎᒃ ᐃᖃᓗᒃᑕᓄᑦ ᑲᓇᑕᐅᑉ ᐅᑭᐅᖅᑕᖅᑐᐊᓂ ᑭᖑᒃᐸᒐᓱᒃᑎᑦ ᐃᖃᓗᒐᓱᒃᑎᖏᓄᑦ

- ᑭᖑᒃᐸᒐᓱᒃᑏᑦ ᐃᖃᓗᒐᓱᓲᑦ ᑲᓇᑕᐅᑉ ᐅᑭᐅᖅᑕᖅᑐᖓᓂ ᐊᑑᑎᖃᓪᓚᕆᒃᑐᖅ ᓱᓇᒃᑯᑖᕆᔭᖏᑕ ᐃᓄᐃᑦ ᓄᓇᕗᒥ ᓄᓇᕕᒻᒥᓪᓗ ᑮᓇᐅᔭᓕᐅᕈᓯᐊᕈᑕᐅᓪᓗᑎᒃ ᑭᖑᒃᐸᐃᑦ ᐃᖃᓗᒐᓱᒃᑎᖏᓄᑦ ᑭᖑᒃᐸᒐᓱᒡᕕᐅᑉ ᐃᓂᖓᑕ 1 (SFA 1) ᐊᒻᒪᓗ ᑖᒃᑯᐊᒃ ᑲᓇᓐᓈᓂ ᐱᖓᓐᓈᓂᓪᓗ ᕿᒥᕐᕈᔭᐅᕝᕕᖏᑕ ᑭᒡᓕᖃᕝᕕᖏᑦ (EAZ/WAZ). ᑕᑯᔭᐃᓐᓇᕆᓪᓗᒍ, ᐱᐅᔪᖅ ᐊᒃᑐᐊᖃᑎᒌᒍᑖ ᐊᑯᓐᓂᐊᒍᑦ ᐃᓗᐃᑦᑑᔫᑉ ᑭᖑᒃᐸᒃᑕᐅᓲᓄᑦ ᐊᒻᒪᑦᑕᐅᖅ ᐅᑭᐅᖅᑕᖅᑑᑉ ᐆᒐᖏᑦ (*ᐳᕆᐅᒐᑕᔅ ᓴᐃᑕ*) ᐃᖃᓗᖃᓯᐅᔾᔭᑦ ᐅᔾᔨᕆᔭᐅᓯᒪᔪᓂᑦ.
- ᐱᔾᔪᑎᒋᓪᓗᒍ ᐊᒥᓱᓗᐊᖅᑐᒥᒃ ᓇᐄᓴᐅᑎᖁᑎᖃᓐᓂᖏᓄᑦ, ᖃᐅᔨᓴᖅᑏᑦ ᐅᖃᐅᔅᓴᖅᓯᖅᑏᑦ ᓴᖅᑮᔪᓐᓇᖁᑎᒃ ᑭᒡᒍᑎᒥᒃ ᐊᐱᖅᑯᑕᐅᔪᒧᑦ ᕿᒥᕐᕈᓪᓗᒍ ᐱᖅᑲᓇᐊᖅᑲᒻᒪᖔᑦ “ᐃᓱᖓᓚᓂᒃ” ᑕᒪᒃᑯᐊ ᐅᑭᐅᖅᑕᖅᑑᑉ ᐆᒐᖏᑦ ᐱᔭᕆᔭᐅᓂᖏᓄᑦ ᐊᒻᒪᑦᑕᐅᖅ ᓇᓗᓇᐃᕆᔭᐅᑦᑎᐊᓐᓂᖏᑕ “ᓅᑎᑦᑎᔪᖅ ᐊᓯᐊᓄᑦ” ᐅᖃᐅᓯᖅᑖᓄᑦ.
- ᐱᔾᔪᑎᒋᓪᓗᒍ ᐱᑕᖃᑦᑎᐊᖏᓐᓂᐊᓄᑦ ᓇᓗᓇᐃᕈᑎᖏᓐᓂᒃ ᐊᒻᒪᑦᑕᐅᖅ ᐃᓚᑰᑦᑕᖅᑐᑦ ᐊᑐᓲᖏᑕ ᐃᓂᖏᓐᓂᒃ ᐅᓪᓗᖏᒍᓪᓗ ᐊᒡᒍᖅᓯᒪᓂᕆᔭᖏᑕ ᐅᑭᐅᖅᑕᖅᑑᑉ ᐆᒐᖏᑦ, ᐅᓪᓗᒥ ᐊᖏᔪᐋᓗᖕᒥᑦ ᖃᓪᓗᓈᑦ ᖃᐅᔨᓴᖅᑎᖏᑦ ᓇᓗᓂᓛᑦ ᖃᓄᑎᒥ ᑲᑎᖅᓱᓪᓚᐋᓗᐋᑦ ᐆᒐᓗᐃᑦ ᓇᐄᓴᐅᑎᓪᓗᐊᓇᓚᖅᓄᑦ ᓇᓚᐅᑦᑖᖅᑎᑦᓯᓂᓪᒍᓪ ᓴᖅᑭᓯᒪᓕᐊᑦ ᖃᐅᔩᓴᕆᔭᐅᓂᑯᓄᑦ ᐊᑐᓃᖓᔪᑦ ᐊᓯᖏᓄᑦ ᐃᖃᓗᖕᓄᑦ ᖃᐅᔩᓴᖅᑲᖅᑰᓚᓗᑦ ᐱᖃᓯᐅᔾᔨᔪᑦ ᐅᑭᐅᖅᑕᖅᑑᑉ ᐆᒐᖏᓐᓂᑦ. ᑕᒪᓐᓇ ᓇᓗᓈᖅᑭᓂᖅ ᓴᖅᑮᖁᒃᑐᖅ ᖃᐅᔨᓴᖅᑏᑦ ᐊᖅᐸᓱᒃᑐᒥᒃ ᐅᒃᐱᕆᓰᑎᖃᓐᓂᖏᓐᓂᒃ ᐊᒃᑐᐃᔭᖃᓐᓂᖏᓄᑦ ᐆᖅᑕᑦ ᐅᑭᐅᖅᑕᖅᑑᑉ ᐆᒐᖏᑦ ᐊᒃᑐᐃᓂᖃᓐᓂᖓᓗ ᑭᖑᒃᐸᒃᑎᓄᑦ ᐱᔭᕆᔭᐅᔪᓄᑦ. ᑕᐃᒪᓕ ᑖᒃᑯᐊ ᑲᑎᖅᓱᖓᓂᕆᓚᖏᑕ ᓇᓚᐅᑦᑖᕈᑎᓕᖏᑦ ᓇᓛᓴᐅᑏᑦ ᓯᓕᐸᓗᑐᐊᕈᑎᒃ, ᑖᓐᓇ ᐳᓴᓐᑎᖓ ᑕᒪᒃᑯᓂᖓ ᐅᑭᐅᖅᑕᖅᑑᑉ ᐱᔭᕆᔭᐅᔪᑦ ᐃᓗᐃᑦᑑᔪᒥᒃ ᐆᒐᓗᑦ ᑲᑎᖅᓱᖓᔪᓂᒃ ᐊᖅᐸᓱᒃᑐᒪᕆᐋᓗᐃᔪᖅ ᑭᓯᐊᓂ ᓇᓗᓂᖏᓐᓄᑦ ᖃᐅᔨᓴᖅᑏᑦ, ᓯᕗᓂᔭᖅᑕᕆᓗᑎᒃ ᑲᔪᓯᑯᔭᐅᕗᑦ.
- ᐱᑕᖃᓚᐅᖅᓯᒪᑎᓐᓇᒍᑦ ᑐᕌᖓᓕᓚᑦᑕᒃᑐᒥᒃ ᐆᒪᖁᑎᖃᕐᓂᖏᓐᓂᒃ ᐊᒻᒪᑦᑕᐅᖅ ᑭᓕᖅᓚᓚᑦᑕᒃᑐᓂᒃ ᓇᐄᓴᐅᑎᖃᕐᓯᒪᓂᖓᓄᑦ ᐊᓐᓇᐅᒪᓂᕆᔭᖏᑕ ᓯᕗᕿᔭᐅᒪᕆᒃ ᐆᒪᑦᑎᕐᒥᑦ ᑎᑭᓪᓗᒍ ᐃᓐᓇᕈᓐᓂᕆᔭᖏᑕ ᐊᑯᓂᐅᓂᖏᑦ ᐅᑭᐅᖅᑕᖅᑑᑉ ᓯᕗᓂᐊᒍᑦ ᐊᖅᑎᑦᑎᓂᐊᕐᒪᖔᖏᑕ ᑐᑭᒧᐊᓇᔾᔭᐅᑦ ᐊᒃᑐᐊᔪᑦ ᐱᓇᓱᒃᑕᐅᓂᖏᑦᑐᑦ ᐃᖃᓗᒃᑕᓄᑦ ᐊᒻᒪ ᐃᒋᑕᑦ ᑯᓇᐅᔭᓕᐅᕈᓯᐊᖅᑎᓄᑦ ᑲᓇᑕᒥ ᐃᖃᓗᒐᓱᒃᑏᑦ (ᐃᒪᕐᒥᐅᑕᓕᕆᔨᑦ 2012) ᓇᓗᓇᐃᖅᓯᓪᓗᒍ ᑭᒃᑰᓐᓇᖅᓇᖅᑐᒥᒃ ᐱᔭᕐᓴᑦ ᑭᒡᓕᓕᐊᕆᓐᓂᒃ.
- ᑲᓇᑕ ᐊᒃᓯᕿᐋᖅᐹᖅ ᐃᒪᕐᒥᐅᑎᒥᒍᑦ ᓄᓇᕐᔪᐊᒥᓚ ᐊᑐᓕᖅᑎᑦᑎᓂᕐᒥᒃ ᓴᐳᒥᓇᖅᑐᑎᓄᑦ ᐊᐅᓚᑦᑎᔾᔫᓚ ᐊᑐᐊᓚᕆᐊᓂᒃ ᓵᙱᓴᖃᖅᑐᓂᒃ ᐱᓇᓱᒃᑕᐅᓇᑎᒃ ᐱᔭᕆᔭᐅᔪᓄᑦ ᐃᖃᓗᓐᓄᑦ, ᐃᓚᒋᓚᐅᓂᒋᑦ ᐅᑭᐅᖅᑕᖅᑑᑉ ᐃᖃᓗᒐᓱᒃᑎᖏᓄᑦ ᐅᑭᐅᖅᑕᖅᑑᑉ ᑕᖅᓴᓖᓚ ᑭᖓᒃᐸᒃᑎᖏᓐᓄᑦ ᑲᓐᓈᑕ ᑲᓇᑕᐅᑉ ᐅᑭᐅᖅᑕᖅᑐᐊᑕ ᑕᓇᐅᖓᒍᑦ.
- ᐅᑭᐅᖅᑕᖅᑑᑉ ᐆᒐᖏᑦ ᐊᒃᑑᓇᑎᒃ, ᐆᒪᑯᑖᓇᑎᒃ ᓂᕿᓕᔭᐅᔩᑦ ᐃᖃᓗᓕᑦ ᐊᔾᔨᖃᕐᑎᒃ ᐃᓚᕆᔩᒥᑕ ᐃᖃᓘᖃᑎᒥᑕ ᐃᓅᓯᖃᕐᑐᐃᔩᑦ ᔩᖃᐃᒪ ᐃᓂᖃᓚᐅᖃᔾᔭᖃᕐᑎᒥ ᐅᖓᑖᓄᑦ ᐊᓇᐅᒪᖃᐃᓐᓇᕈᑖᑕ ᓯᕗᕿᔭᐅᓂᐊᑕ ᐊᒻᒪᓗ ᑐᕙᒥ ᐱᕈᕆᐊᕈᑎᖏᒍᑦ. ᑕᐃᒪᒃᑲᓗᐊᖅᑐᑦ ᐃᓕᖅᑯᓯᖃᕐᑎᑦ, ᑕᒪᒃᑯᐊ ᐅᑭᐅᖅᑕᖅᑑᑉ ᑕᐃᔭᐅᕙᓂᖑᒪᑕ ᐃᖅᑲᒥᐅᑕᑦ ᐃᖃᓗᖏᑦ ᒪᓕᒃᑲᓗ ᐊᑦᑖᕐᓂᒃ ᐃᖃᓗᒐᓱᒃᑎᓄᑦ ᒪᓕᒐᖃᖏᑦ ᑕᐃᒪᐃᒪᓕᓗ “ᓅᑎᑦᑎᔪᖅ ᐊᓯᐊᓄᑦ” ᐅᖃᐅᓯᖅᑕᖏᑦ ᐃᒪᕝᕕᒥᑦ ᐅᑭᐅᖅᑕᖅᑑᑉ ᑭᖑᒃᐸᒐᓱᒃᑎᑦ ᑭᓕᓯᓂᐊᕐᒪᑦ ᓚᐃᓴᓐᓯᖏᑦ ᐊᑑᑎᓕᖅᑐᖅ.
- ᐅᑭᐅᖅᑕᖅᑑᑉ ᐆᒐᖏᑦ ᓅᑎᑕᕐᒥᑦ ᐊᓐᓇᐅᒪᖅᑐᖅᑎᒃᓴᑕ ᐊᖅᐸᓯᖏᑦ ᓂᖃᐅᕐᒥᑦ ᐃᖃᓗᕐᓂᒃ ᖁᑦᑎᓂᖅᓴᑦ ᓂᕿᑐᖅᑎᑦ ᐆᒪᔪᕐᓂᒃ ᐊᒻᒪᓗ ᐃᓯᒪᕆᔭᐅᕙᑦ ᓂᕙᖓᑎᑦᑎᔪᑦ ᐆᒪᔪᖓ ᐅᑭᐅᖅᑕᖅᑕᑦ ᑕᓇᐅᒥ ᐆᒪᔪᖅᑐᐃᔭᖅᑐᖓᓂᑦ, ᓂᕿᑭᔭᐅᓂᖓᓂᑦ ᐊᒥᓱᐊᓗᖕᓄᑦ ᑕᓇᐅᑉ ᑎᖕᒥᐊᖓᑕ, ᐳᐃᔨᑦ ᐊᒃᓯᕿᖅᑕᖅᑐᑦ, ᐃᖃᓗᓴᕆᐅᓐᓄᓪᓗ. ᐊᖏᔪᐋᓗᖕᒥᒃ ᑲᑎᓕᒪᓗ ᑲᑎᖅᓱᖓᓂᕆᔭᖏᑦ ᐅᓚᐃᑦ ᐱᑕᖃᑕᐅᓐᓂᖓ ᑖᒃᑯᐊ ᐅᑭᐅᖅᑕᖅᑑᑉ ᐆᒪᔾᔪᑎᖏᓄᑦ ᑲᔪᓯᓐᓇᖅᑎᑦᑎᔪᒪᒃᑯᑎᖏᓐᓄᑦ.
- ᐅᑭᐅᖅᑕᖅᑑᑉ ᐆᒐᖏᑦ ᑲᔾᔮᕐᓇᖅᑑᑕ ᑕᓇᐅᖓᒍᑦ ᓇᔪᒐᕆᔭᖏᑦ ᐃᓯᒪᕆᔭᐅᓚᐅᖅᑎᒃ ᑕᕐᕿᐅᑉ ᐃᓚᖓᒍᑦ ᓃᑦᑕᖏᑦ ᐊᔾᔨᐅᖏᑦᑐᓂᒃ ᓇᔪᖅᑕᐅᔪᑦ ᐃᓂᖓᓂᒃ ᐊᒥᒐᖅ ᐃᓚᖓᒍᑦ (ᓯᑯ, ᐊᐅᔭᒃᑯᑦ ᑲᑎᒪᕝᕕᓂᑕᕐᓂᒃ, ᑐᕙᐅᑉ ᐊᑯᓂᐊᒍᑦ ᓇᔪᒐᕐᓂᖅ).
- ᑲᔪᓯᓇᖅᑐᒥᒃ ᐅᓂᒃᑲᑕᐅᓂᖓ ᐱᓇᓱᐊᖅᑕᑦ ᐱᔭᐅᓇᓱᓇᑎᓗ ᐱᔭᕆᔭᓄᑦ ᐃᖃᓗᒐᓄᑦ ᐊᑐᓕᕆ ᑕᓇᐅᒥ–ᑎᑎᕋᖅᑕᑦ ᖃᐅᔨᓴᖅᑎᐅᔪᑦ ᐱᓕᕆᕝᕕᐊᒍᑦ ᐅᒥᐊᔾᔪᐊᓕᓗ ᑎᑎᕋᕆᐊᖃᕈᑎᒍᑦ ᐊᑐᕆᐊᖃᓯᒪᔭᐅᕗᑦ

ᓯᕗᓂᒃᑯᑦ ᓴᖅᑮᑎᑦᑎᓂᕐᒥᒃ ᖃᐅᔨᓴᖅᑏᑦ ᐅᖃᐅᔾᔨᖅᓱᐃᔾᔪᑎᖏᓄᑦ ᓇᓗᓇᐃᕆᔾᔪᑎᓂᒃ ᓇᓪᓕᐊᓐᓄᑐᐃᓐᓇᖅ ᐃᖃᓗᒋᔭᓄᑦ ᐱᖃᓯᐅᔾᔭᑦ ᐃᖃᓗᒐᓱᒃᑎᓄᑦ.

- ᑐᕌᖓᓪᓚᕆᒃᑐᖅ ᖃᐅᔨᓵᖃᓐᓂᖅ ᐱᑕᖃᕆᐊᓕᒃ ᐅᑭᐅᖅᑕᖅᑑᑉ ᐆᒐᖏᑕ ᐆᒪᔪᔾᔪᓯᖏᓄᑦ, ᐊᐅᓚᓂᕆᓲᖏᑕ ᐆᒪᓂᐊᒍᑦ, ᐊᒥᓲᓂᖏᓄᑦ ᐊᐅᓚᔾᔪᓯᖏᑦ, ᐊᒻᒪᑦᑕᐅᖅ ᐆᒪᔪᓄᑦ ᐊᐅᓚᔾᔪᑎᒋᔮᑕ ᑕᐅᑐᙳᐊᕈᑎᖏᓄᑦ ᑐᑭᓯᕚᓪᓕᕈᓐᓇᖁᓪᓗᑕ ᖃᓄᑎᒋ ᕿᑎᕐᕈᑕᐅᒻᒪᖔᖏᑕ ᐆᒪᔪᑦ ᓂᕿᖃᐅᓯᖏᓄᑦ. ᑕᒪᓐᓇ ᖃᐅᔨᓴᖅᑎᓄᑦ ᓴᖅᑮᒐᔭᕆᕗᑦ ᓇᐄᓴᐅᑎᒃᑯᑦ ᓱᓕᔪᓇᔭᐅᓂᖅᓴᒃᑯᑦ ᑲᑎᖅᓱᖓᓂᕆᓲᖏᑕ ᐊᒃᑎᒋᓂᐊᓄᑦ ᓇᐄᓴᐅᑎᑦ ᓇᓚᐅᑦᑖᒐᖏᓄᑦ ᐱᐅᓯᒋᐊᕋᓱᒡᓗᒋᑦ ᐅᖃᐅᔾᔨᖅᓲᑕᐅᓲᑦ ᑲᔪᓯᔪᓐᓇᖅᑐᓄᑦ ᐱᓇᓱᒃᑕᐅᓇᓱᒃ ᐃᖃᓗᒃᑕᐅᓲᓄᑦ ᑭᖑᒃᐸᓂᐊᖅᑎᑦ ᐃᖃᓗᒐᓱᒃᑎᖏᓄᑦ.

Fisheries and Oceans Canada
Canada

Ecosystems and
Oceans Science

Pêches et Océans
Canada

Sciences des écosystèmes
et des océans

Canadian Science Advisory Secretariat (CSAS)

Research Document 2019/073

Central and Arctic Region

Assessment of potential impacts of bycatch mortality on the Arctic Cod (*Boreogadus saida*) populations from the Northern (*Pandalus borealis*) and Striped (*Pandalus montagui*) Shrimp fisheries in Shrimp Fishing Areas 1, 2, and 3

Wojciech Walkusz, Sheila Atchison, Kevin Hedges, and David Deslauriers

Freshwater Institute
Fisheries and Oceans Canada
501 University Crescent
Winnipeg, Manitoba, R3T 2N6

January 2020

Foreword

This series documents the scientific basis for the evaluation of aquatic resources and ecosystems in Canada. As such, it addresses the issues of the day in the time frames required and the documents it contains are not intended as definitive statements on the subjects addressed but rather as progress reports on ongoing investigations.

Published by:

Fisheries and Oceans Canada
Canadian Science Advisory Secretariat
200 Kent Street
Ottawa ON K1A 0E6

http://www.dfo-mpo.gc.ca/csas-sccs/
csas-sccs@dfo-mpo.gc.ca

© Her Majesty the Queen in Right of Canada, 2020
ISSN 1919-5044

Correct citation for this publication:

Walkusz, W., Atchison, S., Hedges, K., and Deslauriers, D. 2020. Assessment of potential impacts of bycatch mortality on the Arctic Cod (*Boreogadus saida*) populations from the Northern (*Pandalus borealis*) and Striped (*Pandalus montagui*) Shrimp fisheries in Shrimp Fishing Areas 1, 2, and 3. DFO Can. Sci. Advis. Sec. Res. Doc. 2019/073. iv + 8 p.

Aussi disponible en français :

*Walkusz, W., Atchison, S., Hedges, K., et Deslauriers, D. 2020. Évaluation des impacts potentiel de mortalité par des prises accessoires sur les populations de morue arctique (*Boreogadus saida*) dans les pêches à la crevette nordique (*Pandalus borealis*) et crevette ésope (*Pandalus montagui*) dans les zones de pêche à la crevette 1, 2, et 3. Secr. can. de consult. sci. du MPO. Doc. de rech. 2019/073. iv + 9 p.*

TABLE OF CONTENTS

ABSTRACT iv

INTRODUCTION 1

REVIEW OF ARCTIC COD BIOLOGY AND ECOLOGY 2

DISTRIBUTIONAL PATTERNS AND BIOMASS INDICES 2

ECOSYSTEM REQUIREMENTS 3

ANALYSIS OF HISTORICAL BYCATCHES 4
  UNCERTAINTIES OF ANALYSIS 6
    Overall lack of knowledge of Arctic Cod biology in the studied area. 6
    Insufficient data collection for the proper biomass index analysis. 6
    Insufficient data on distribution and abundance of Arctic Cod predators. 6
    Potential observer data bias. 7

DISCUSSION 7

REFERENCES CITED 7

ABSTRACT

Arctic Cod (*Boreogadus saida*) is considered a key forage species in Arctic marine ecosystems due to its pivotal role in the food web, serving as prey for numerous marine animals (seals, whales, birds, and fishes) and being an important consumer of secondary production (zooplankton). In recent years (i.e., since 2017), shrimp fishing vessels operating in Shrimp Fishing Areas 1 (Baffin Bay) and 3 (Hudson Strait), have occasionally reported large amounts (400–2300 kg per tow) of Arctic Cod bycatch. Fisheries and Oceans Canada (DFO) Resource Management approached DFO Science seeking advice on ecologically and biologically-responsible Arctic Cod removal levels in individual Shrimp Fishing Areas (SFAs) in the north. This research document reviews the Arctic Cod biology and ecology, considers distributional patterns, and analyzes historical bycatches in the Canadian Eastern Arctic shrimp fisheries. Also, an attempt was made to quantify Arctic Cod population size in the area of interest. Due to the limited data available for this analysis, the ecosystem requirements (i.e., consumption demands of Arctic Cod predators) were used as an indirect estimate of the population size. By contrasting the size of the estimated Arctic Cod population with the bycatch levels, the assumption was made that the impact of bycatch removal in each Shrimp Fishing Area on the Arctic Cod population is minimal. With a limited scope of the Arctic Cod biomass data and a high degree of uncertainty surrounding the biomass indices, ecologically and biologically-responsible Arctic Cod removal levels in individual Shrimp Fishing Areas (SFAs) cannot be established at present. Therefore, when amending the conditions of licence in response to the elevated Arctic Cod bycatch which would result in increased removals, caution is advised.

INTRODUCTION

Arctic Cod (*Boreogadus saida*; Figure 1) is considered a key (pivotal) forage species in Arctic marine ecosystems (Bradstreet et al. 1986). As a pelago-benthic dweller it occurs in both the pelagic realm and near the ocean floor (Geoffroy et al. 2016).



Figure 1. Arctic Cod (Boreogadus saida). Photo credit: Claude Nozères, DFO.

Larval and juvenile Arctic Cod concentrate mainly in the upper water column, taking advantage of the zooplankton (Copepoda) food base (Geoffroy et al. 2016). Upon reaching a certain age and length (age 1+, approx. 60 mm; Walkusz et al. 2013.) individuals descend to deeper depths and remain demersal for the rest of their life (Majewski et al. 2016). In benthic habitats, larger Arctic Cod feed on Amphipods and small fishes (Walkusz et al. 2013). Since younger and older individuals occur in both pelagic and benthic realms (Figure 2), it is difficult to study an entire Arctic Cod population as doing so would require the simultaneous use of pelagic and demersal fishing gear. Recently, hydroacoustic methods have proven useful for studying Arctic Cod populations; however, hydroacoustic signals still require ground-truthing to validate the remote observations.

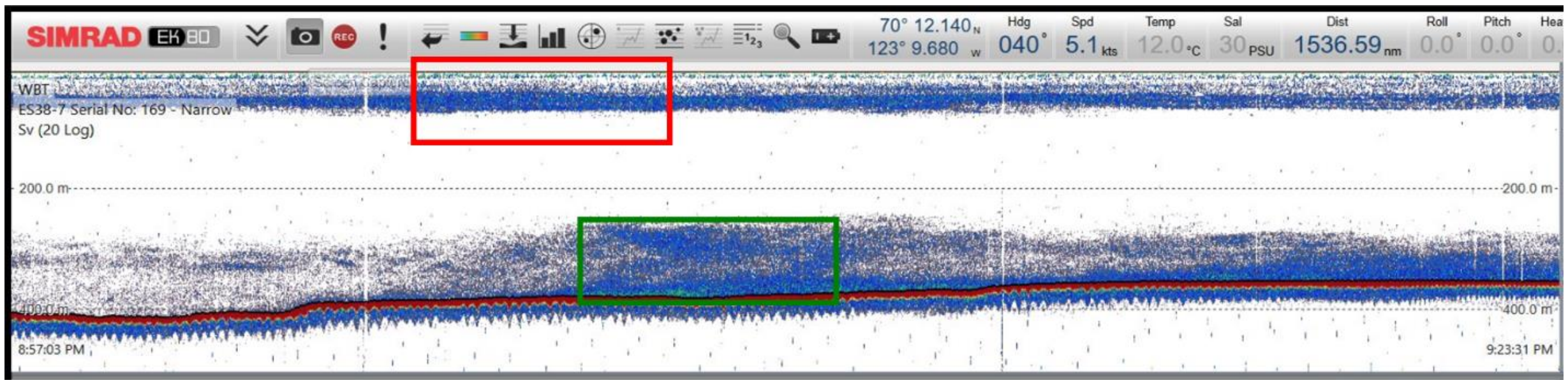

Figure 2. Echogram recorded with SIMRAD EK-80 acoustic system (38 kHz) at a 353 m station in the Amundsen Gulf. The red rectangle (top) indicates a subsurface aggregation of young-of-the year fish, while the green rectangle (bottom) indicates a benthic aggregation of larger individuals. Note the vertical extension (thickness, 80 – 100 m) of each of the aggregations in contrast to the sampling capacity of fishing gear (few meters vertical opening). Courtesy of Andy Majewski (DFO, data unpublished).

Arctic Cod is extremely important in Arctic marine ecosystems as food for numerous marine animals (seals, whales, birds, and fishes) and as an important consumer of secondary production (zooplankton). Due to its key linking role in food webs, Arctic Cod is also of interest to Indigenous Peoples who directly profit from healthy populations of marine resources, through subsistence harvests and/or commercial fishing. The intermediary position of Arctic Cod in Arctic marine food webs is reflected in the relatively large number of scientific projects devoted to understanding its distribution, feeding, and life cycle. Through these observations, Arctic Cod has been found in dense aggregations offshore (Majewski et al. 2016) and in dense nearshore schools (Welch et al. 1996). This patchy distribution pattern might increase the risk to Arctic Cod populations from commercial fishing activities when fishing locations overlap with areas of high Arctic Cod density.

Since 2017, shrimp fishing vessels operating in Shrimp Fishing Areas (SFA) 1 (Baffin Bay) and 3 (Hudson Strait), have occasionally reported large amounts (400–2300 kg per tow) of Arctic Cod bycatch. In Eastern Canada, Arctic Cod is listed as a groundfish species (Atlantic Fishery Regulations 1985), which means that elevated amounts of Arctic Cod bycatch can trigger a standard “move away” licence provision, as per the Conditions of Licence (DFO 2018), which states: “*In the event that the total incidental catch of all groundfish species in any set exceeds the greater of 2.5% or 100 kg total weight, the licence holder/operator must immediately change the vessel’s fishing area by a minimum of 10 nautical miles from any coordinate during the last tow*”. High occurrences of Arctic Cod in bycatch, while not common, pose a significant burden on the fishing industry and presently unknown ecological consequences. With limited time to harvest the allotted shrimp catch each year (because of a relatively short open-water period and long transit times from southern ports of origin), the fishing industry in the Eastern Arctic has asked Resource Management for increased flexibility for Arctic Cod bycatch, with move away provisions triggered based on amounts caught averaged over a number of consecutive tows.

As a result, DFO Resource Management approached DFO Science seeking advice on ecologically and biologically-responsible Arctic Cod removal levels in individual SFAs.

Given the absence of a comprehensive Arctic Cod stock assessment, the purpose of this report is to discuss ecologically and biologically tolerable levels for Arctic Cod removals in SFAs 1-3 and if it is possible to create a “cap’’ system for the total annual bycatch level.

REVIEW OF ARCTIC COD BIOLOGY AND ECOLOGY

Arctic Cod is a relatively small fish (maximum size: 400 mm, mean: 140 mm; Matley et al. 2013) with a maximum life span of seven years. It sometimes co-occurs with Polar Cod (*Arctogadus glacialis*), which is similar in appearance, and the two species can be mistakenly identified for each other. Arctic Cod spawns in winter (Hop et al. 1995) and the larvae hatch between April and June depending on geographical location (Bouchard and Fortier 2011). Larval Arctic Cod feed initially on smaller prey items (e.g., Copepoda nauplii, Rotifers), advancing to larger prey items as they grow (e.g., *Calanus* copepods; Walkusz et al. 2011). Juvenile fish (approx. 35 mm in length) continue feeding on Copepods. After reaching the size of descent (approx. 50 mm; Falk-Petersen et al. 1986, Majewski et al. 2016) Arctic Cod adopt a demersal life and in addition to *Calanus* copepods start feeding on Amphipods and fishes, including cannibalism. Arctic Cod is considered a schooling fish (Hop et al. 1997), however, “aggregating fish” seems a more appropriate term considering the dense aggregations of different size/age individuals and non-unidirectional movement observed by Geoffroy et al. (2011, 2016).

DISTRIBUTIONAL PATTERNS AND BIOMASS INDICES

Arctic Cod is widely distributed in the Arctic. It is often dispersed in the water column (Figure 2) and is therefore hard to properly quantify using any one type of direct sampling gear (either demersal or pelagic). Walkusz et al. (2019) calculated Arctic Cod biomass indices for SFAs 1, 2, and 3 based on biomass estimates from demersal scientific surveys only (2005–2017). These biomass estimates (maximum 138 t, 47,000 t, and 30,000 t in SFA 1, 2, and 3, respectively) were certainly underestimated as Arctic Cod can essentially occupy the entire water column and its distribution is extremely patchy. Arctic Cod has been observed in large nearshore schools in Barrow Strait (Welch et al. 1996), with aggregations being estimated to have a biomass of 20,000 t. Also, Welch et al. (1992) claimed that nearshore Arctic Cod aggregations along the Canadian Arctic Archipelago are common and were estimated to be approximately 75,000 t. Using acoustic methods that integrate biomass in the water column and near the bottom, Benoit et al. (2008) recorded large aggregations of Arctic Cod in Franklin Bay, with average biomass being 11.2 kg m^{-2} (equal to 11,200 t km^{-2} assuming continuous distribution) from February to April, with the maximum reaching 55 kg m^{-2} (equal to 55,000 t km^{-2} assuming continuous distribution). These high densities were assumed to be localized. Using similar methods, Geoffroy et al. (2011) detected a large winter aggregation in the Amundsen Gulf. They calculated that in February the biomass peaked at 0.732 kg m^{-2} (equal to 732 t km^{-2} assuming continuous distribution); however, the aggregation was most likely confined to the northern portion of the Amundsen Gulf.

ECOSYSTEM REQUIREMENTS

Using predator populations to estimate food base requirements has been used in marine research. For example Stenson (2013) estimated the energy requirements of individual prey populations required to sustain Harp Seal population. Walkusz et al. (2013) showed that for the Canadian Beaufort Shelf (area of 63,000 km^2), biomass calculated from demersal trawl surveys only accounts for a small fraction of all Arctic Cod biomass needed to meet the bio-energetic requirements of the ecosystem (i.e., feeding by seals, whales, birds, and fishes). Similar conclusions were presented by Welch et al. (1992) who claimed that biomass estimates from ‘dispersed’ fish produce significantly underestimated values. Walkusz et al. (2013) estimated that using the conservative assumption of approximately 20,000 beluga whales that consume a total of 440 t of fish per day and 500,000 ringed/bearded seals that consume a total of 2,500 t of fish per day require a total of 3,000 t of Arctic cod daily to sustain their predators' needs in the Beaufort Sea. It means that 500,000–1,000,000 t of fish are consumed over the course of the year (whales and birds are absent from the area after freeze-up). This amount, while high, would not be exceptional, considering Welch et al. (1992) estimated that 148,000 t of Arctic Cod is consumed annually in Lancaster Sound (area of 98,000 km^2).

Based on recent estimates for fish, bird, seal, and whale populations in Baffin Bay/Davis Strait (Table 1), Arctic Cod biomass requirement for ecosystem maintenance is similar (or higher) than the Beaufort Sea (i.e., > 500,000 t Arctic Cod annually, assuming 10% of all Northwest Atlantic marine mammal populations utilizing the area of interest). While this approach most likely puts the estimate of Arctic Cod biomass required to sustain their predators on the conservative side, it provides a general estimate as to the order of magnitude of the Arctic Cod biomass held in the ecosystem.

Table 1. Species and abundances of known Arctic Cod predators present in the Baffin Bay/Davis Strait area (source: Treble 2017, NIRB 2018).

Species	Abundance
Fishes (t)	
Greenland Halibut	200,000
Birds (individuals)	
Thick-billed Murre	860,000
Little Auk (dovekie)	30,000,000
Northern Fulmar	Not quantified but sizeable
Seals (individuals)	
Ringed seal	1,200,000
Bearded seal	Not quantified, but considered very abundant
Harp seal	7,400,000 in the Northeast Atlantic
Whales (individuals)	
Beluga whale	20,000
Narwhal	45,000

ANALYSIS OF HISTORICAL BYCATCHES

Arctic Cod, which is similar in size to shrimp, is a common bycatch species in the Eastern Canadian Arctic shrimp fishery. While the amount of Arctic Cod bycatch in a single tow is usually low, large catches are occasionally reported. Arctic Cod catches have no economic value and are discarded at sea.

Historical records for Arctic Cod bycatch in SFA 1 ranging between zero in years with no fishing to 143 t in 1993 (Figure 3; Walkusz et al. 2019). In SFA 2, the peak Arctic Cod bycatch was 31 t in 2004/05 (Figure 4).

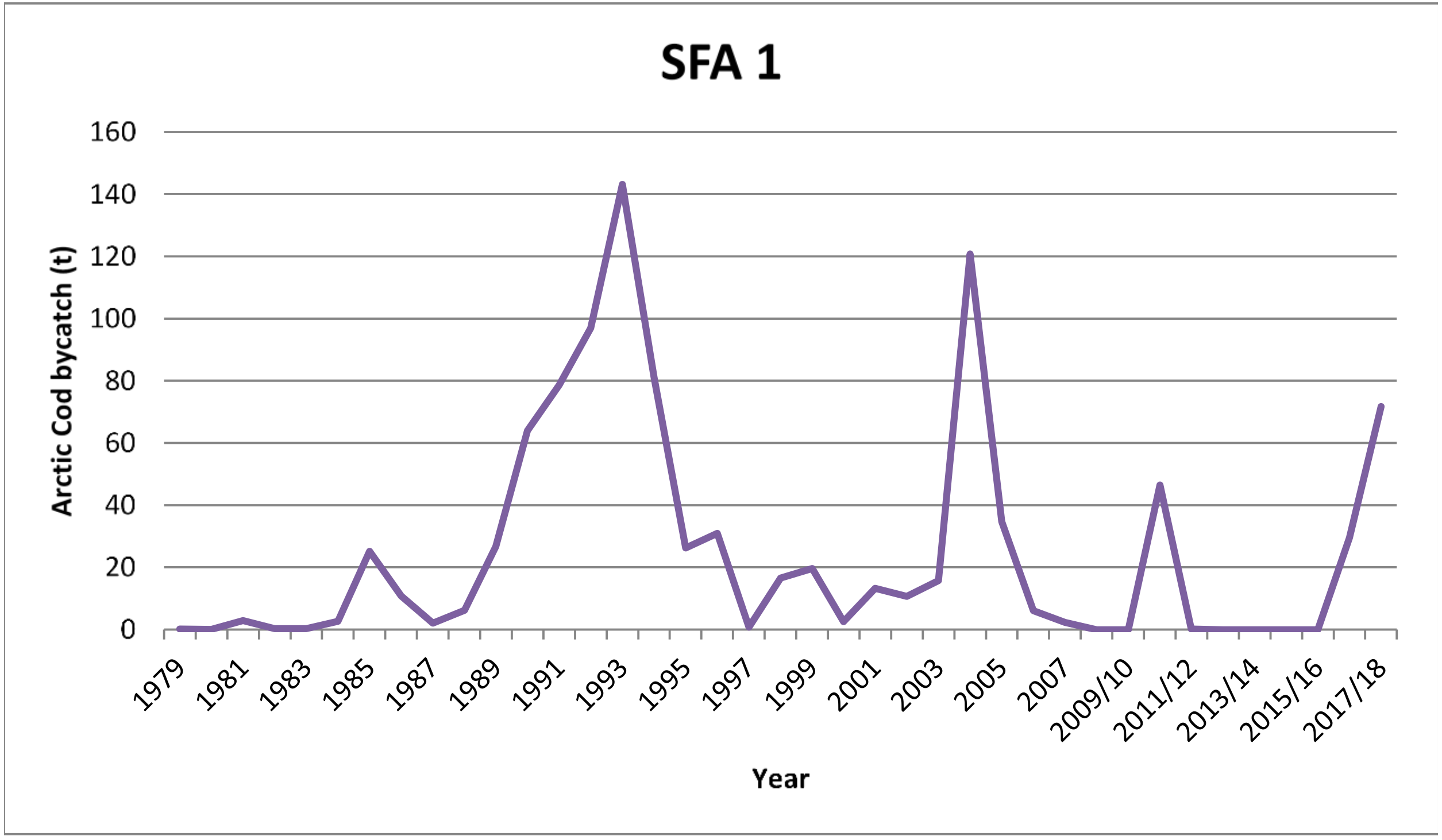

Figure 3. Arctic Cod bycatch in SFA 1 for 1979–2018 (Walkusz et al. 2019).

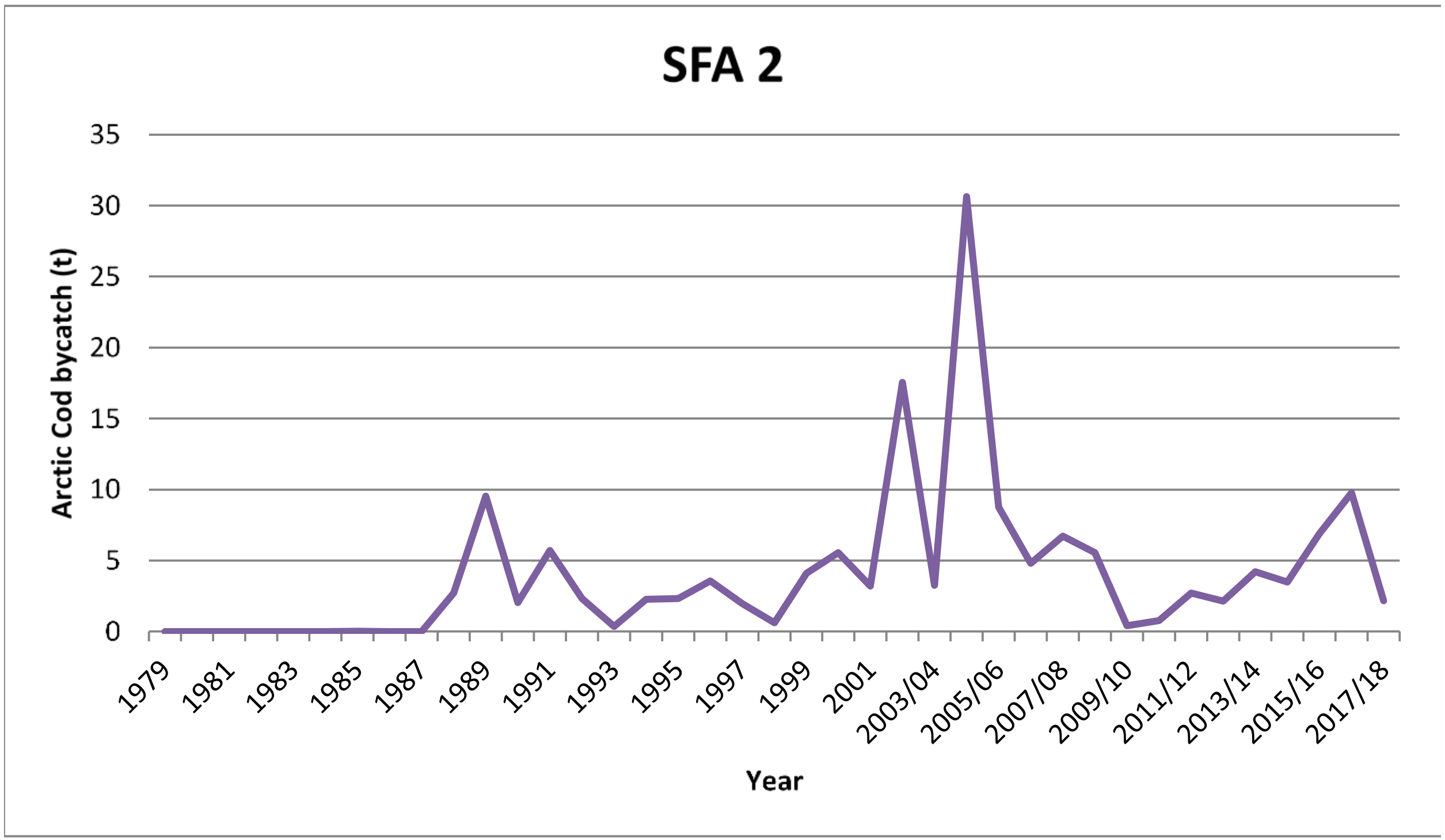

Figure 4. Arctic Cod bycatch in SFA 2 for 1979-2018. Shrimp fishery management cycle changed from calendar year to fiscal year starting in 2003.

In SFA 3, incidental catches of Arctic Cod were low until recent years, when 47 t was caught in 2018 (Figure 5). The size of Arctic Cod catches is heavily related to aggregating processes, therefore incidental catches will reflect fluctuations in these processes.

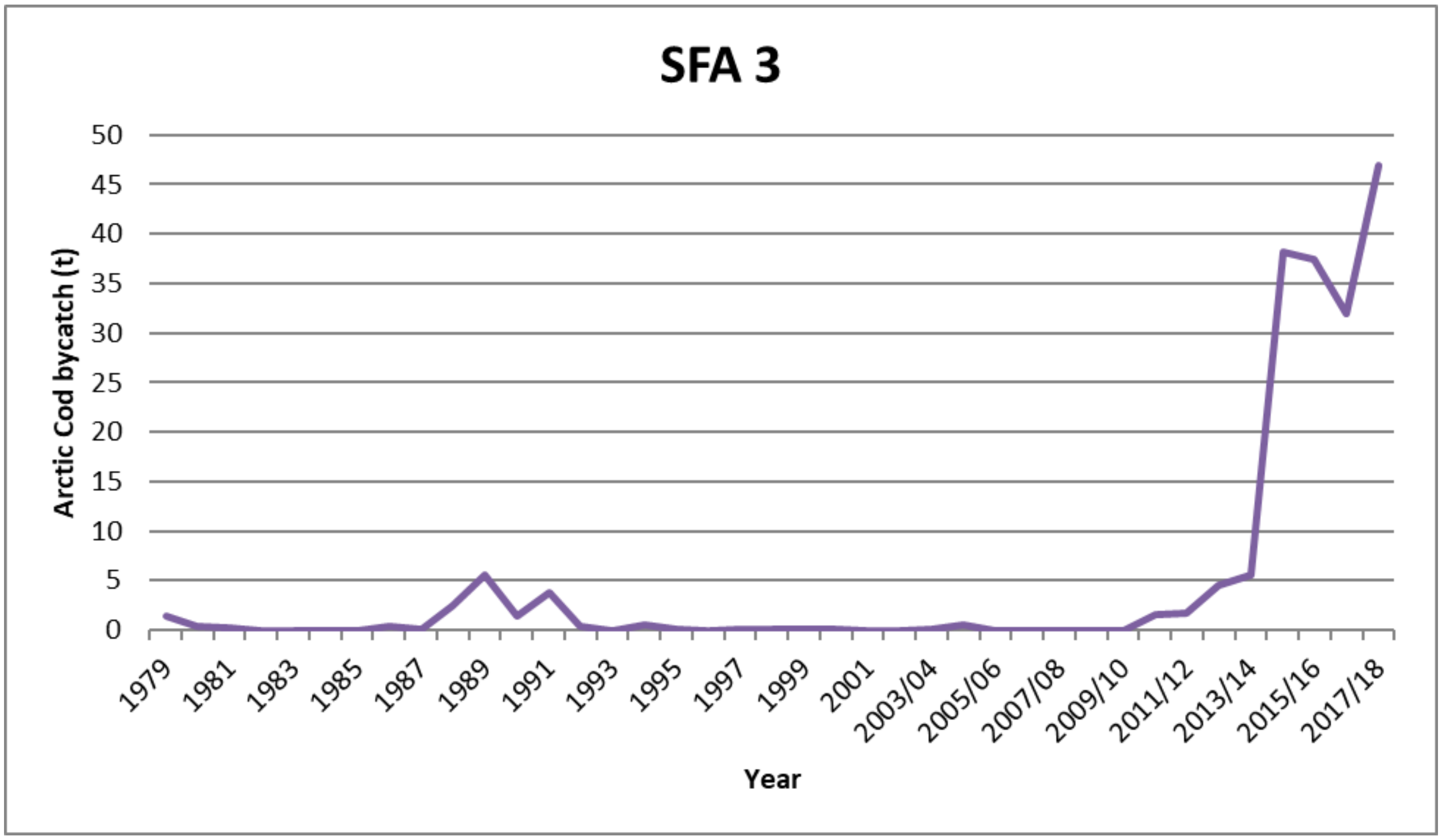

Figure 5. Arctic Cod bycatch in SFA3 for 1979–2018. Shrimp fishery management cycle changed from calendar year to fiscal year starting in 2003.

UNCERTAINTIES OF ANALYSIS

Overall lack of knowledge of Arctic Cod biology in the studied area.

While general biology of Arctic Cod has been studied extensively in various Arctic locations, its biology is poorly understood in the geographic area considered in this review. That limitation applies to the timing of descent of juvenile Arctic Cod from pelagic to benthic habitats (i.e., when they become susceptible to mortality due to the shrimp fishery). Multi-seasonal sampling along with length analyses of individuals caught would provide insight into the ontogenetic vertical migrations of Arctic Cod.

Insufficient data collection for the proper biomass index analysis.

In this analysis, the biomass index was based solely on the benthic catches; however, Arctic Cod is considered a pelago-benthic dweller. The lack of information on the pelagic portion of the population can lead to significant underestimates of the biomass. Application of acoustic methods along with pelagic trawl sampling would address this knowledge gap.

Insufficient data on distribution and abundance of Arctic Cod predators.

Analysis of predation pressure on Arctic Cod was done using published abundances of predators with the assumption that a portion of the predator population (i.e., 10%) would be present in the area of interest. Using this assumption, the biomass of Arctic Cod required to sustain its predators was estimated. While this generalization provides some insight into Arctic

Cod abundance, it is not a direct measure of fish biomass and the uncertainty associated with this approach can be significant.

Potential observer data bias

All offshore vessels operating in the area of interest are obliged by the Conditions of Licence, to have an At Sea Observer (ASO) onboard. The data collected by the ASO is meant to be fishery independent; however, it can be expected that there are times when particular tows are not monitored due to the limitations of having only one ASO onboard, which may create bias in the information reported.

DISCUSSION

Considering the relatively small total mortality (less than 0.1% of the stock annually as proposed above based on predators' requirements) of Arctic Cod stemming from the Eastern Canadian Arctic shrimp fishery, it can be assumed that the impact of shrimp trawling on the Arctic Cod population is minimal. It should also be noted that the Arctic Cod bycatch is not retained by fishing vessels and gets discarded, thus, the biomass is not removed from the ecosystem.

With a limited scope of the Arctic Cod biomass data and a high degree of uncertainty surrounding the biomass indices, ecologically and biologically-responsible Arctic Cod removal levels in individual Shrimp Fishing Areas (SFAs) cannot be established at present. Therefore, when amending the conditions of licence in response to elevated Arctic Cod bycatch which would result in increased removals, caution is advised.

In order to answer the question of the ecologically and biologically-responsible Arctic Cod removal levels in individual SFAs, the following would have to take place:

- Study of Arctic Cod biology/ecology including migratory patterns, aggregating events, and vertical distribution patterns (population split between pelagic and benthic habitats); this could be achieved by a dedicated survey that would combine acoustic survey with pelagic and benthic trawl sampling to ground truth the acoustic data; and,
- Study of Arctic Cod role in the ecosystem, including its role as a consumer (of zooplankton) and food for higher trophic levels (fish, seals ,whales, birds); this could be achieved by studies of Arctic Cod stomach contents and biomarkers (stable isotopes and fatty acids), and through a better assessment of the marine mammals and bird populations in the area.

REFERENCES CITED

Atlantic Fishery Regulations, 1985. Canada Gazette Part II, 120 (1), SOR 86-21.

Benoit, D., Simard, Y., and Fortier, L. 2008. Hydroacoustic detection of large winter aggregations of Arctic cod (*Boreogadus saida*) at depth in ice-covered Franklin Bay (Beaufort Sea). J. Geophys. Res. 113: C06S90. doi:10.1029/2007JC004276

Bouchard, C., and Fortier, L. 2011. Circum-arctic comparison of the hatching season of polar cod *Boreogadus saida*: a test of the freshwater winter refuge hypothesis. Prog. Oceanogr. 90: 105–116.

Bradstreet, M.S.W., Finley, K.J., Sekerak, A.D., Griffiths, W.B., Evans, C.R., Fabijan, M.F., and Stallard, H.E. 1986. Aspects of the biology of arctic cod (*Boreogadus saida*) and its importance in arctic marine food chains. Can. Tech. Rep. Fish. Aquat. Sci. 1491: 193 pp.

DFO. 2018. Integrated Fisheries Management Plan (IFMP): Northern shrimp and striped shrimp – Shrimp fishing areas 0, 1, 4-7, the Eastern and Western Assessment Zones and North Atlantic Fisheries Organization (NAFO) Division 3M. Fisheries and Oceans Canada, Ottawa, ON. 84 p.

Falk-Petersen, I.B., Frivoll, V., Gulliksen, B., and Haug, T. 1986. Occurrence and size/age relations of polar cod, *Boreogadus saida* (Lepechin), in Spitsbergen coastal waters. Sarsia 71: 235–245.

Geoffroy, M., Majewski, A., LeBlanc, M., Gauthier, S., Walkusz, W., Reist, J.D., and Fortier, L. 2016. Vertical segregation of age-0 and age-1+ polar cod (*Boreogadus saida*) over the annual cycle in the Canadian Beaufort Sea. Polar Biol. 39: 1023–1037.

Geoffroy, M., Robert, D., Darnis, G., and Fortier, L. 2011. The aggregation of polar cod (*Boreogadus saida*) in the deep Atlantic layer of ice-covered Amundsen Gulf (Beaufort Sea) in winter. Polar Biol. 34: 1959–1971.

Hop, H., Graham, M. and Wordeau, V.L., 1995. Spawning energetics of Arctic cod (*Boreogadus saida*) in relation to seasonal development of the ovary and plasma sex steroid levels. Can. J. Fish. Aquat. Sci. 52: 541–550.

Hop, H., Welch, H., and Crawford, R., 1997. Population structure and feeding ecology of Arctic cod schools in the Canadian High Arctic. American Fisheries Society Symposium 19: 68–80.

Majewski, A.R., Walkusz, W., Lynn, B.R., Atchison, S., Eert, J., and Reist, J.D., 2016. Distribution and diet of demersal Arctic Cod, *Boreogadus saida*, in relation to habitat characteristics in the Canadian Beaufort Sea. Polar Biol. 39: 1087–1098.

Matley, J.K., Fisk, A.T., and Dick, T.A. 2013. The foraging ecology of Arctic cod (*Boreogadus saida*) during open water (July–August) in Allen Bay, Arctic Canada. Mar. Biol. 160: 2993–3004.

NIRB (Nunavut Impact Review Board). 2018. Strategic Environmental Assessment for Baffin Bay and Davis Strait: Environmental Setting and Review of Potential Effects of Oil and Gas Activities. Nunami Stantec. 584 pp.

Stenson, G.B. 2013. Estimating consumption of prey by Harp Seals, (*Pagophilus groenlandicus*) in NAFO Divisions 2J3KL. DFO Can. Sci. Advis. Sec. Res. Doc. 2012/156. iii + 26 p.

Treble, M. 2017. Report on Greenland halibut caught during the 2016 trawl survey in Divisions 0A and 0B. NAFO SCR Doc. 17-028: 30 p.

Walkusz, W., Hedges, K., Atchison, S., and Deslauriers, D. 2019. Arctic Cod (*Boreogadus saida*) Bycatch in Shrimp Fishing Areas 1-3: 1979-2018. Can. Tech. Rep. Fish. Aquat. Sci. 3340: v + 16 p.

Walkusz, W., Majewski, A.R., and Reist, J.D. 2013. Distribution and diet of the bottom dwelling Arctic cod in the Canadian Beaufort Sea. J. Mar. Syst. 127: 65–75.

Walkusz, W., Paulic, J.E., Williams, W.J., Kwasniewski, S., and Papst, M.H. 2011. Distribution and diet of larval and juvenile Arctic cod (*Boreogadus saida*) in the shallow Canadian Beaufort Sea. J. Mar. Syst. 84: 78–84.

Welch, H.E., Bergmann, M.A., Siferd, T.D., Martin, K.A., Curtis, M.F., Crawford, R.E., Conover R.J., and Hop, H. 1992. Energy flow through the marine ecosystem of the Lancaster Sound Region, Arctic Canada. Arctic 45: 343–357.

Welch, H.E., Crawford, R.E., and Hop, H. 1996. Occurrence of Arctic Cod *(Boreogadus saida)* schools and their vulnerability to predation in the Canadian High Arctic. Arctic 46: 331–339.

Fisheries and Oceans Canada
Ecosystems and Oceans Science

Pêches et Océans Canada
Sciences des écosystèmes et des océans

Central and Arctic Region

Canadian Science Advisory Secretariat
Science Advisory Report 2020/007

REVIEW OF ARCTIC COD (*BOREOGADUS SAIDA*) BYCATCH IN CANADIAN ARCTIC SHRIMP FISHERIES

Paamiut 2017-___ stn.: 57
sp.:
0 1 2 3 4 5
cm

*Arctic Cod (*Boreogadus saida*).*

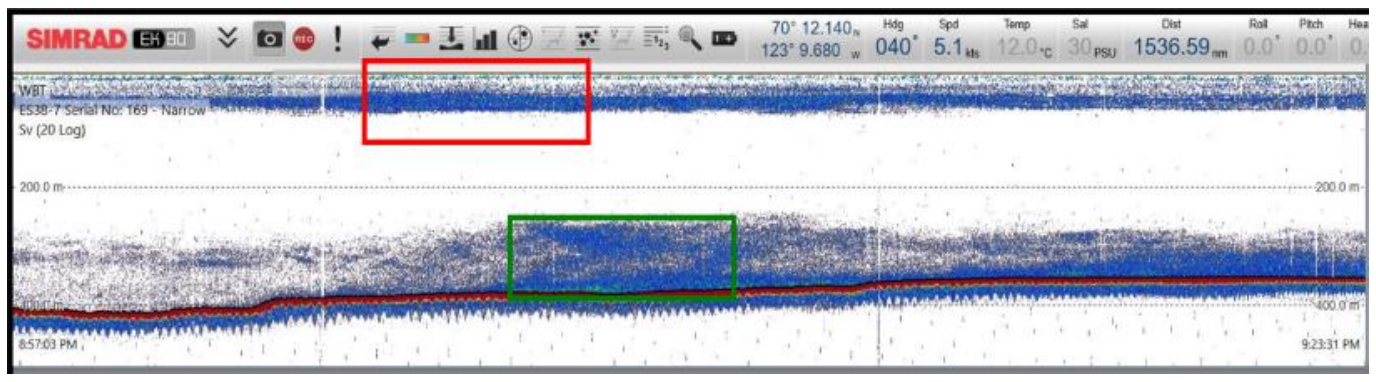

Figure 1. Echogram recorded with SIMRAD EK-80 acoustic system (38 kHz) at a 353 m station in the Amundsen Gulf. The red rectangle (top) indicates a subsurface aggregation of young-of-the-year fish, while the green rectangle (bottom) indicates a benthic aggregation of larger individuals. Note the vertical extension (thickness, 80–100 m) of each of the aggregations in contrast to the sampling capacity of fishing gear (few meters vertical opening). Courtesy of Andy Majewski (DFO, data unpublished).

Context:

*Incidental bycatch and discard of non-targeted species occur in many fisheries. An objective of an Ecosystem Approach to Fisheries Management is to control incidental mortality of non-targeted species. Arctic Cod (*Boreogadus saida*) is a ubiquitous species occurring in a wide range of habitats in the Arctic. Given this widespread distribution and tendency to form large aggregations, it is a common bycatch species in various northern fisheries including the Northern and Striped Shrimp fisheries in the Eastern Canadian Arctic.*

Fisheries and Oceans Canada (DFO) Resource Management requested that DFO Science provide advice on a sustainable overall bycatch limit of Arctic Cod (in tonnes) for Shrimp Fishing Area 1 and the Eastern and Western Assessment Zones (EAZ and WAZ) as well as establishing suitable references to indicate when that mortality is unacceptable. In providing the requested advice, DFO Science was asked to consider the current “move away” provision on commercial licences.

*This Science Advisory Report is from the July 3–4, 2019 meeting on Advice on Arctic Cod (*Boreogadus saida*) Bycatch Limits in Northern Shrimp Fisheries in the Canadian Arctic. Additional publications from this meeting will be posted on the Fisheries and Oceans Canada (DFO) Science Advisory Schedule as they become available.*

SUMMARY

- The shrimp fishery in the Canadian Arctic is an important resource for Inuit of Nunavut and Nunavik and the commercial shrimp industry in Shrimp Fishing Area 1 (SFA 1) and the Eastern and Western Assessment Zones (EAZ/WAZ). In general, a positive correlation between the total shrimp catch and Arctic Cod (*Boreogadus saida*) bycatch has been observed.
- Due to insufficient data, Science Advice could not be provided in regards to a “cap” for Arctic Cod removal and specifications of the “move away” provision.
- Due to the scarcity of data and the patchy spatial and temporal distribution of Arctic Cod, there is high uncertainty in the biomass index estimates obtained from the surveys that are not designed to target Arctic Cod. This uncertainty leads to low confidence in determining the impacts of Arctic Cod removal by the shrimp fishery. If the biomass index estimates are considered accurate, then the percentage of Arctic Cod removed from the total biomass is likely very low but given the high uncertainty, precaution is advised.
- The absence of a dedicated survey and the limited data on life history of Arctic Cod preclude the use of the Guidance Related to Bycatch and Discards in Canadian Commercial Fisheries (DFO 2012) to determine a sustainable catch limit.
- Canada is committed domestically and internationally to implementing conservation and management measures to address incidental bycatch, including Arctic Cod in the Northern and Striped Shrimp fisheries in the Eastern Canadian Arctic.
- Arctic Cod is a small bodied, short-lived forage fish with an atypical life history for gadoids as it occupies the pelagic zone for a portion of its life beyond the larval and juvenile stages. Despite these characteristics, Arctic Cod is specified as groundfish in the Atlantic Fishery Regulations and therefore “move away” provisions in the offshore Northern shrimp Conditions of Licence apply.
- Arctic Cod transfers energy from lower to higher trophic levels and thus is considered a pivotal species in the Arctic marine ecosystem, providing food for numerous species of seabirds, marine mammals, and fishes. A substantial total biomass of Arctic Cod is required for ecosystem maintenance.
- Arctic Cod have a circumpolar distribution and are considered seasonal migrants that use different habitats throughout the year (e.g., summer aggregations, under-ice habitat use).
- Continued reporting of both target and bycatch species from the At-Sea Observer program and vessel logbooks will be necessary to provide future Science Advice regarding any species caught in this fishery.
- Dedicated research is needed on Arctic Cod biology, ecology, population dynamics, and ecosystem modelling to better understand their pivotal role in the food web. This would also allow for greater certainty in biomass index estimates to improve Science Advice on sustainable bycatch removals by the shrimp fishery.

INTRODUCTION

The shrimp fishery in the Eastern Arctic operates in Shrimp Fishing Areas 1–3 (SFA 1–3; Figure 2). SFA 1 is located in Northwest Atlantic Fisheries Organization (NAFO) Division 0A within Baffin Bay and SFA 2 falls within Davis Strait. For the purpose of the shrimp stock assessment process, SFA 2 is analogous to the EAZ (Eastern Assessment Zone) (DFO 2017). SFA 3 is located in Hudson Strait and is analogous to the WAZ (Western Assessment Zone). The fishery in SFA 1 operates on a calendar year basis (i.e., January 1 to December 31). Historically, SFAs 2 and 3 were also managed on a calendar year basis, however, a new policy was adopted in 2003 that implemented a fiscal year management cycle (i.e., April 1 to March 31).

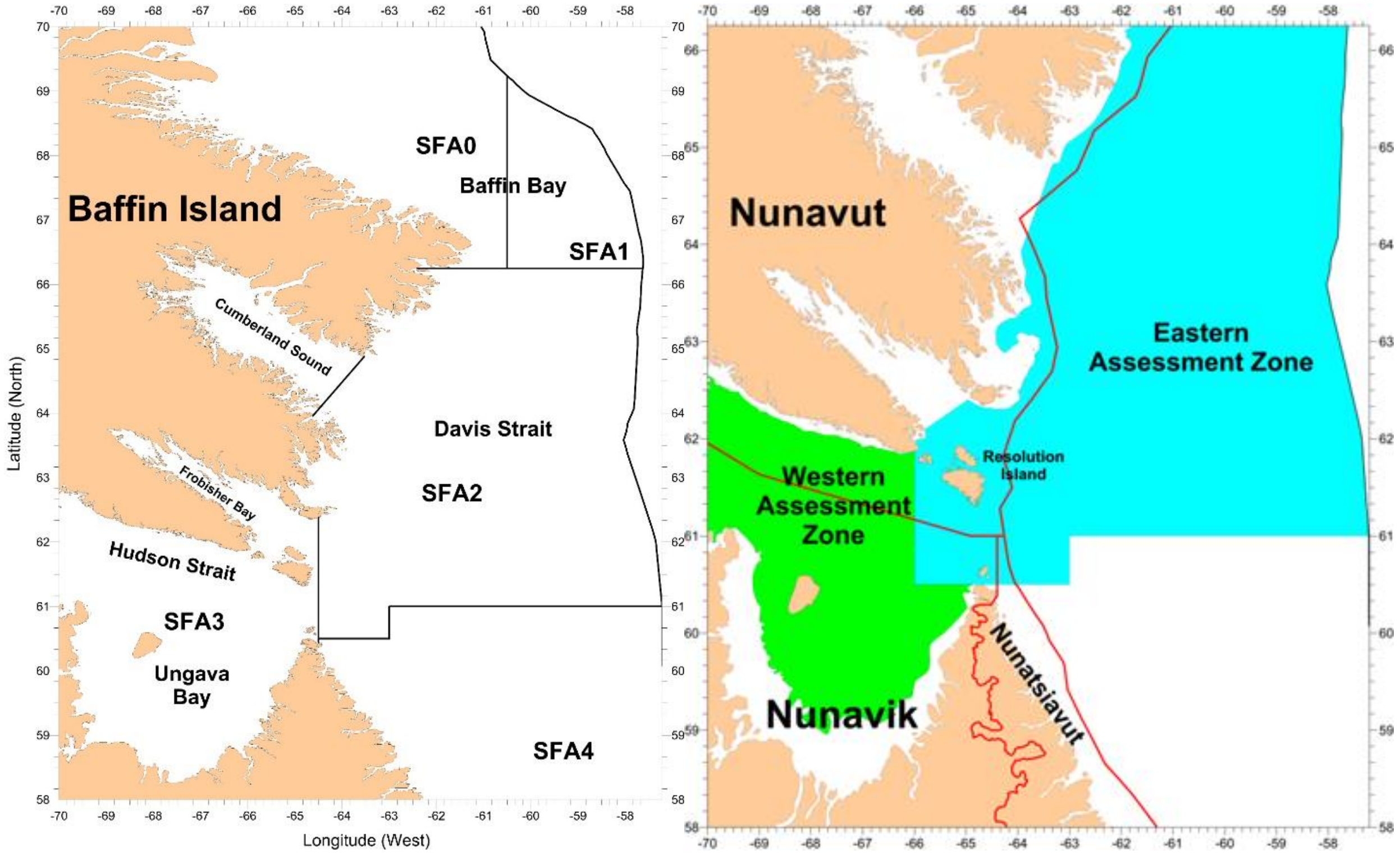
Baffin Island
SFA0
Baffin Bay
SFA1
Cumberland Sound
Davis Strait
SFA2
Frobisher Bay
Hudson Strait
SFA3
Ungava Bay
SFA4
Latitude (North)
Longitude (West)
Nunavut
Eastern Assessment Zone
Resolution Island
Western Assessment Zone
Nunavik
Nunatsiavut

Figure 2. Location of Shrimp Fishing Areas (SFAs) used until 2013 and Western and Eastern Assessment Zones used since 2013.

Since 2017, shrimp fishing vessels operating in Shrimp Fishing Areas 1 (Baffin Bay) and 3 (Hudson Strait), have occasionally reported large amounts (400–2,300 kg per tow) of Arctic Cod bycatch. In Eastern Canada, Arctic Cod is listed as a groundfish species (Atlantic Fishery Regulations 1985), which means that elevated amounts of Arctic Cod bycatch can trigger a standard "move away" provision, as per the Northern and Striped Shrimp Conditions of Licence, which states: "*In the event that the total incidental catch of all groundfish species in any set exceeds the greater of 2.5% or 100 kg total weight, the licence holder/operator must immediately change the vessel's fishing area by a minimum of 10 nautical miles from any coordinate during the last tow*".

High occurrences of Arctic Cod bycatch, while not common, pose a significant burden on the fishing industry and have unknown ecological consequences. With limited time to harvest the allotted shrimp catch each year due to the relatively short open-water period and long transit times from southern ports of origin, the fishing industry in the Eastern Arctic has asked DFO Resource Management for increased flexibility in Arctic Cod bycatch, with “move away” provisions triggered by the amount of Arctic Cod bycatch averaged over a number of consecutive tows rather than triggered by the amount of bycatch in one tow.

As a result, DFO Resource Management approached DFO Science seeking Science Advice on ecologically and biologically-responsible Arctic Cod removal levels in individual Shrimp Fishing Areas (SFAs). Given the absence of a comprehensive Arctic Cod stock assessment, the purpose of this process is to discuss ecologically and biologically acceptable levels for Arctic Cod removals in SFA 1, EAZ, and WAZ and whether it is possible to identify a “cap’’ for the total annual bycatch level of Arctic Cod for the three areas.

Arctic Cod Biology

Arctic Cod is a relatively small fish (mean size: 140 mm, maximum size: 400 mm; Matley et al. 2013) with a maximum life span of seven years. Arctic Cod spawns in winter (Hop et al. 1995) and the larvae hatch between April and June depending on geographical location (Bouchard and Fortier 2011). Larval Arctic Cod feed initially on smaller prey items (e.g., *Copepoda nauplii*, Rotifers) and prey on larger items as they grow (e.g., *Calanus copepods*; Walkusz et al. 2011). Juvenile fish (~35 mm in length) feed on copepods. After reaching the size of descent (~50 mm; Falk-Petersen et al. 1986, Majewski et al. 2016), Arctic Cod adopts a demersal life and, in addition to *Calanus* copepods, starts feeding on amphipods and fishes, including cannibalism. Once associated with the bottom, Arctic Cod becomes part of the demersal community, along with Northern and Striped Shrimp, and is incidentally caught in the shrimp fishery.

ASSESSMENT AND ANALYSIS

Arctic Cod Historical Catches

All vessels fishing for shrimp in the Eastern Canadian Arctic are required, as a condition of their licence, to have an At-Sea Observer (ASO) present on board at all times (i.e., 100% observer coverage). Data on bycatch (e.g., species caught, total weight caught for each species, measurements from individual animals) are collected by dedicated personnel (ASO) during shrimp fishing trips. Data collected by ASO are independent from the fishery records (logbooks) kept by the vessel’s captain and include information about both the target and bycatch species. Based on the data collected by ASO, Walkusz et al. (2020a) found a positive correlation (with the exception of SFA 2 where no correlation was established) between the amount of shrimp caught and the amount of Arctic Cod bycatch.

The fishery does not retain the incidentally caught Arctic Cod, thus, contrary to other fisheries in which bycatch is landed, the shrimp fishery returns the biomass to the sea. However, since the commercially executed fishing tows are 2–3 h in duration, the survival of released Arctic Cod is expected to be low.

Arctic Cod Population Biomass Estimates

Arctic Cod is considered a schooling fish (Hop et al. 1997), however, “aggregating fish” seems a more appropriate term considering the dense aggregations of different size/age individuals and non-unidirectional movement observed by Geoffroy et al. (2011, 2016; Figure 1). Arctic Cod is often dispersed throughout the water column and is therefore hard to properly quantify using any one type of directed sampling gear (either demersal or pelagic).

A biomass index of bottom-dwelling Arctic Cod was estimated using data from scientific surveys. Available data were combined from surveys targeting Northern and Striped Shrimp (200–600 m depth range) and groundfish, in particular Greenland Halibut (400–1,500 m depth range). The groundfish surveys conducted by DFO in Div. 0A (SFA 1) and Div. 0B (SFA 2) used an Alfredo III trawl with 20 mm cod-end mesh. Groundfish surveys are not conducted in SFA 3. Initial stock assessment (2006–2013) surveys for Northern and Striped Shrimp in SFA 3 were conducted by DFO with a Cosmos trawl with 12.8 mm cod end mesh. Since 2006 in SFA 2 and 2014 in SFA 3, surveys were designed by DFO and conducted by the Northern Shrimp Research Foundation (NSRF) using a Campelen 1800 trawl with 12.8 mm cod end mesh. All of the aforementioned surveys are strictly demersal and lack information on pelagic zone.

The results of these demersal surveys were used to quantify Arctic Cod biomass in SFAs 1–3, which resulted in an estimated biomass index that does not exceed 70,000 t in all SFAs combined (Walkusz et al. 2020b; Figures 3–5). This estimate likely represents a greatly underestimated index because of the scarcity of data, the patchiness of Arctic Cod occurrence, and the fact that only the demersal component of the ecosystem was sampled during the surveys.

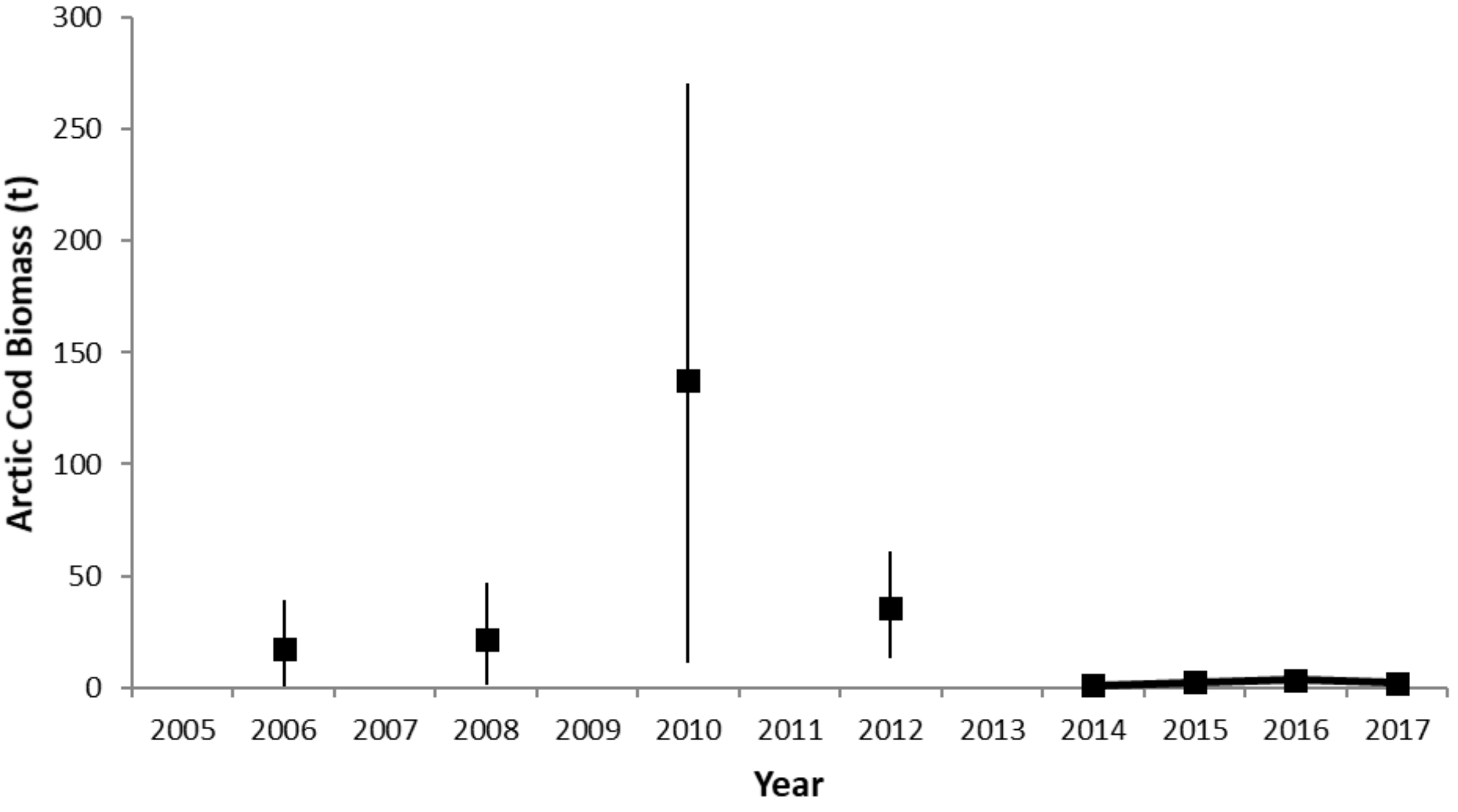

Figure 3. Biomass index of bottom-dwelling Arctic Cod from the DFO Groundfish Survey in Div. 0A (SFA 1) for 2005–2017. Bars indicate standard deviation of the Arctic Cod biomass index. Note that the scale of Arctic Cod Biomass differs between SFAs (i.e., Figures 3–5).

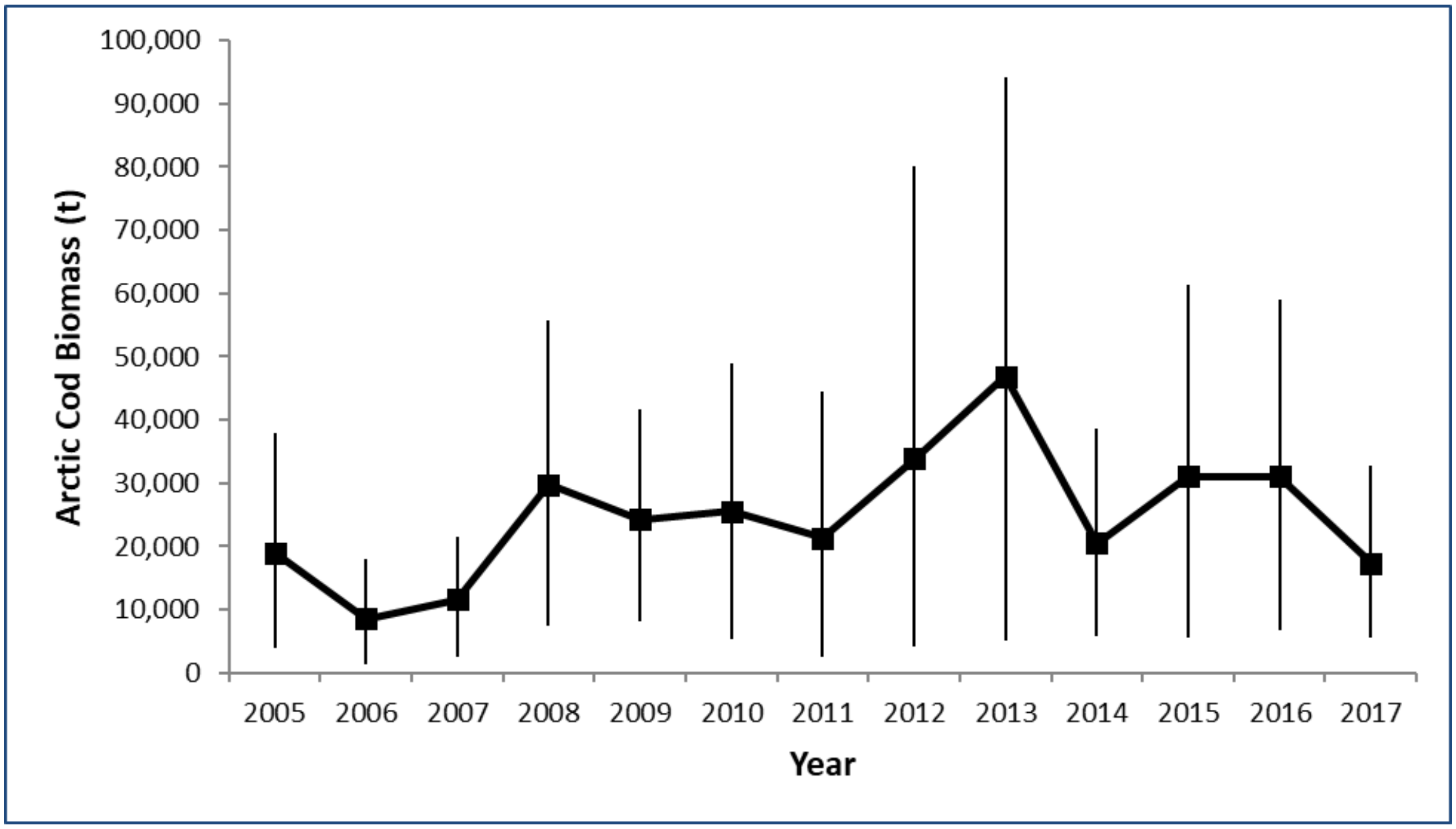

Figure 4. Biomass index of bottom-dwelling Arctic Cod from the Northern Shrimp Research Foundation (NSRF) survey in SFA 2 for 2005–2017. Bars indicate standard deviation of the Arctic Cod biomass index. Note that the scale of Arctic Cod Biomass differs between SFAs (i.e., Figures 3–5).

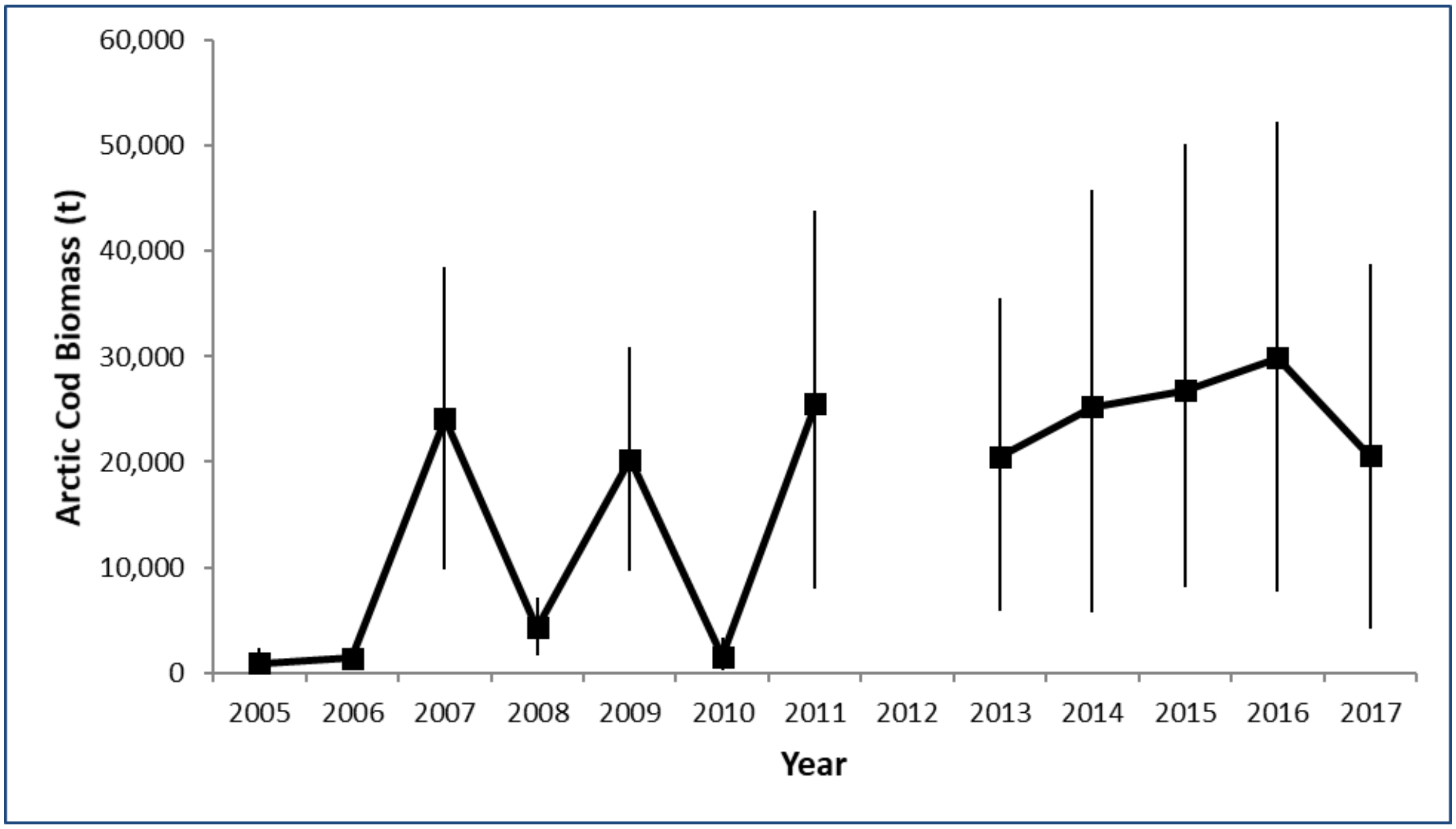

Figure 5. Biomass index of bottom-dwelling Arctic Cod in SFA 3 from the NSRF survey for 2005–2017. Bars indicate standard deviation of the Arctic cod biomass index. Note that the scale of Arctic Cod Biomass differs between SFAs (i.e., Figures 3–5).

This underestimation most likely stems from the fact that Arctic Cod is a pelago-benthic fish and an unknown portion of its population may reside in the water column during the survey. Since Arctic Cod tend to aggregate, the surveys may not detect the aggregations because a given survey is a ‘’snap-shot’’ of fish biomass at a specific time as opposed to an active tracking approach. Finally, Arctic Cod migrations are poorly understood in the Canadian Eastern Arctic, which can lead to surveys missing large cohorts of fish at certain times of the year.

By using recent estimates for fish, bird, seal, and whale populations in Baffin Bay/Davis Strait, Walkusz et al. (2020b) found that the Arctic Cod biomass requirement for ecosystem maintenance is > 500,000 t Arctic Cod annually. While this approach most likely produced a conservative estimate of the Arctic Cod biomass required to sustain its predators, it provides a general estimate of the order of magnitude of the Arctic Cod biomass required by the ecosystem.

Sources of Uncertainty

Overall lack of knowledge of Arctic Cod biology in the areas of interest.

While the general biology of Arctic Cod has been studied extensively in various Arctic locations, its biology is poorly understood in the geographic areas considered in this review. The lack of information on the timing of descent of juvenile Arctic Cod from pelagic to benthic habitats (i.e., when they become susceptible to fishing mortality in the shrimp fishery) represents therefore a significant knowledge gap. Multi-seasonal sampling along with length analyses of individuals caught would provide an insight into the ontogenetic timing of vertical migrations of Arctic Cod.

Insufficient data collection for biomass index analysis.

In this analysis, the biomass index was based solely on the benthic catches; however, Arctic Cod is considered a pelago-benthic species. Consequently, the lack of information on the pelagic portion of the population likely leads to significant underestimates of the Arctic Cod biomass. Application of acoustic methods (e.g., echosounder) along with pelagic trawl sampling would address this knowledge gap.

Insufficient data on distribution and abundance of Arctic Cod predators.

Analysis of predation pressure on Arctic Cod was conducted using published abundances of predators with the assumption that a portion of the predator population (i.e., 10%) would be present in the areas of interest. Using this assumption, the biomass of Arctic Cod required to sustain its predators was estimated. While this generalization provides some insight into Arctic Cod abundance, it is not a direct measure of fish biomass and the uncertainty associated with this approach is significant.

Potential observer data bias.

All offshore vessels operating in the areas of interest are obliged by the Conditions of Licence to have an At-Sea Observer (ASO) onboard. The data collected by the ASO is meant to be fishery independent; however, it can be expected that particular tows are not monitored due to the limitations of having only one ASO onboard, which may create an underestimation bias in the information reported.

CONCLUSIONS AND ADVICE

Considering the relatively small total fishing mortality of Arctic Cod stemming from the bycatch of the Northern shrimp fishery in the Eastern Canadian Arctic, i.e., less than 0.1% of the estimated Arctic Cod stock annually as estimated using predators’ requirements, it can be assumed that the impact of the shrimp fishery on the Arctic Cod population is minimal in each of the three areas.

Consequently, bycatch mortality is unlikely to result in negative ecosystem impacts (i.e., predator requirements). However, given the high uncertainty in the Arctic Cod biomass index estimates, precaution is advised. Given the scarcity of data, Science cannot currently provide an ecologically and biologically acceptable Arctic Cod bycatch removal limit for the areas of interest.

Considering the methods used in shrimp fishery (e.g., length of the tow, characteristics of the fishing gear, processing of the catch), the probability of survival for incidentally caught Arctic Cod is low.

A dedicated sampling program to learn more about the species' biology and an acoustic survey to study the spatial and temporal distribution of Arctic Cod is strongly recommended to better inform future management decisions.

LIST OF MEETING PARTICIPANTS

All participants at this science peer review meeting are expected to participate as objective and knowledgeable individuals on the subject matter under review; not advocates or representatives of any interest group.

Name	Organization/Affiliation
Eva Enders (Chair)	DFO – Science, Central and Arctic Region
Joclyn Paulic	DFO – Science, Central and Arctic Region
Shelia Atchison	DFO – Science, Central and Arctic Region
Sheri Friesen	DFO – Resource Management, Central and Arctic Region
Hannah Murphy	DFO – Science, Newfoundland and Labrador Region
David Deslauriers	DFO – Science, Central and Arctic Region
Susan Thompson	DFO – Science, National Capital Region
Robert Moshenko	Nunavik Marine Region Wildlife Board
Amber Giles	Nunavut Wildlife Management Board
Leigh Edgar	DFO – Resource Management, National Capital Region
Ross Tallman	DFO – Science, Central and Arctic Region
Wojciech Walkusz	DFO – Science, Central and Arctic Region

SOURCES OF INFORMATION

This Science Advisory Report is from the July 3–4, 2019 meeting on Advice on Arctic Cod (*Boreogadus saida*) Bycatch Limits in Northern Shrimp Fisheries in the Canadian Arctic. Additional publications from this meeting will be posted on the Fisheries and Oceans Canada (DFO) Science Advisory Schedule as they become available.

Bouchard, C., and Fortier, L. 2011. Circum-arctic comparison of the hatching season of polar cod *Boreogadus saida*: a test of the freshwater winter refuge hypothesis. Prog. Oceanogr. 90: 105–116.

DFO. 2012. Guidance related to bycatch and discards in Canadian commercial fisheries. DFO Sci. Advis. Sec. Sci. Advis. Rep. 2012/022.

DFO. 2017. Assessment of Northern Shrimp, *Pandalus borealis*, and Striped Shrimp, *Pandalus montagui*, in the Eastern and Western Assessment Zones, February 2017. DFO Can. Sci. Advis. Sec. Sci. Advis. Rep. 2017/010. (Erratum: April 2017)

Falk-Petersen, I.B., Frivoll, V., Gulliksen, B., and Haug, T. 1986. Occurrence and size/age relations of Polar Cod, *Boreogadus saida* (Lepechin), in Spitsbergen coastal waters. Sarsia. 71: 235–245.

Geoffroy, M., Robert, D., Darnis, G., and Fortier, L. 2011. The aggregation of Polar Cod (*Boreogadus saida*) in the deep Atlantic layer of ice-covered Amundsen Gulf (Beaufort Sea) in winter. Polar Biol. 34: 1959–1971.

Geoffroy, M., Majewski, A., LeBlanc, M., Gauthier, S., Walkusz, W., Reist, J.D., and Fortier, L. 2016. Vertical segregation of age-0 and age-1+ Polar Cod (*Boreogadus saida*) over the annual cycle in the Canadian Beaufort Sea. Polar Biol. 39(6): 1023–1037.

Hop, H., Graham, M. and Wordeau, V.L. 1995. Spawning energetics of Arctic Cod (*Boreogadus saida*) in relation to seasonal development of the ovary and plasma sex steroid levels. Can. J. Fish. Aquat. Sci. 52: 541–550.

Hop, H., Welch, H., and Crawford, R. 1997. Population structure and feeding ecology of Arctic cod schools in the Canadian High Arctic. Am. Fish. Soc. Symp. 19: 68–80.

Majewski, A.R., Walkusz, W., Lynn, B.R., Atchison, S., Eert, J., and Reist, J.D. 2016. Distribution and diet of demersal Arctic Cod, *Boreogadus saida*, in relation to habitat characteristics in the Canadian Beaufort Sea. Polar Biol. 39: 1087–1098.

Matley, J.K., Fisk, A.T., and Dick, T.A. 2013. The foraging ecology of Arctic Cod (*Boreogadus saida*) during open water (July–August) in Allen Bay, Arctic Canada. Mar. Biol. 160: 2993–3004.

Walkusz, W., Paulic, J.E., Williams, W.J., Kwasniewski, S., and Papst, M.H. 2011. Distribution and diet of larval and juvenile Arctic Cod (*Boreogadus saida*) in the shallow Canadian Beaufort Sea. J. Mar. Syst. 84(3–4): 78–84.

Walkusz, W., Hedges, K., Atchison, S., and Deslauriers. D. 2020a. Arctic Cod (*Boreogadus saida*) bycatch in Shrimp Fishing Areas 1-3: 1979–2018. Can. Tech. Rep. Fish. Aquat. Sci. 3340: v + 16 p.

Walkusz, W., Atchison, S., Hedges, K., and Deslauriers, D. 2020b. Assessment of potential impacts of bycatch mortality on the Arctic Cod (*Boreogadus saida*) populations from the Northern (*Pandalus borealis*) and Striped (*Pandalus montagui*) Shrimp fisheries in Shrimp Fishing Areas 1, 2, and 3. DFO Can. Sci. Advis. Sec. Res. Doc. 2019/073. iv + 8 p.

THIS REPORT IS AVAILABLE FROM THE:

Center for Science Advice (CSA)
Central and Arctic Region
Fisheries and Oceans Canada
501 University Crescent
Winnipeg, Manitoba R3T 2N6

Telephone: 204-983-5131
E-Mail: xcna-csa-cas@dfo-mpo.gc.ca
Internet address: www.dfo-mpo.gc.ca/csas-sccs/

ISSN 1919-5087
© Her Majesty the Queen in Right of Canada, 2020

Correct Citation for this Publication:

DFO. 2020. Review of Arctic Cod (*Boreogadus saida*) bycatch in Canadian Arctic Shrimp Fisheries. DFO Can. Sci. Advis. Sec. Sci. Advis. Rep. 2020/007.

Aussi disponible en français :

MPO. 2020. Examen des prises accessoires de morue arctique (Boreogadus saida) dans les pêches à la crevette de l’Arctique canadien. Secr. can. de consult. sci. du MPO, Avis sci. 2020/007.

ᑐᓂᔭᐅᔪᑦ ᐅᕗᖓ
ᓄᓇᕗᒻᒥ ᐆᒪᔪᓕᕆᔨᕐᔪᐊᒃᑯᑦ ᑲᑎᒪᔨᖏᑦ ᐊᒻᒪ ᓄᓇᕕᒃ ᐃᒪᖓᓂ ᐆᒪᔪᓂᑦ ᑲᑎᒪᔩᑦ
ᐆᒍᖓ

ᑐᑭᓯᒋᐊᕈᑏᑦ: **ᐃᓱᒪᓕᐅᕐᓂᖅ:** X **ᐊᑐᓕᕐᑯᔭᐅᔪᖅ:**

ᐱᔾᔪᑎᖓ: **ᐲᖅᑕᐅᓂᖏᑦ ᐃᖅᑲᓗᑦᑕᐅᒥᐊᖏᑦᑐᑦ ᐃᖅᑲᓗᑦᑕᐅᔪᑦ ᓇᓗᓇᐃᖅᑕᐅᓂᖏᑦ ᐅᑯᓄᖓ**
Pandalus borealis **ᓄᓇᕗᒻᒥ ᐊᒻᒪ ᓄᓇᕕᒃ ᑲᓇᓐᓇᖓ**

ᓄᓇᖑᐊᖅ:
ᑐᖑᔪᖅᑐᐃᑦ – ᑲᓇᓐᓇᖓᓂ ᖃᐅᔨᓴᖅᑕᐅᓂᖅᒍᑦ ᑭᓪᓕᖓ
ᑐᖑᔪᕈᔪᑦᑐᐃᑦ – ᐱᖓᓐᓇᖓᓂ ᖃᐅᔨᓴᖅᑕᐅᓂᖅᒍᑦ ᑭᓪᓕᖓ

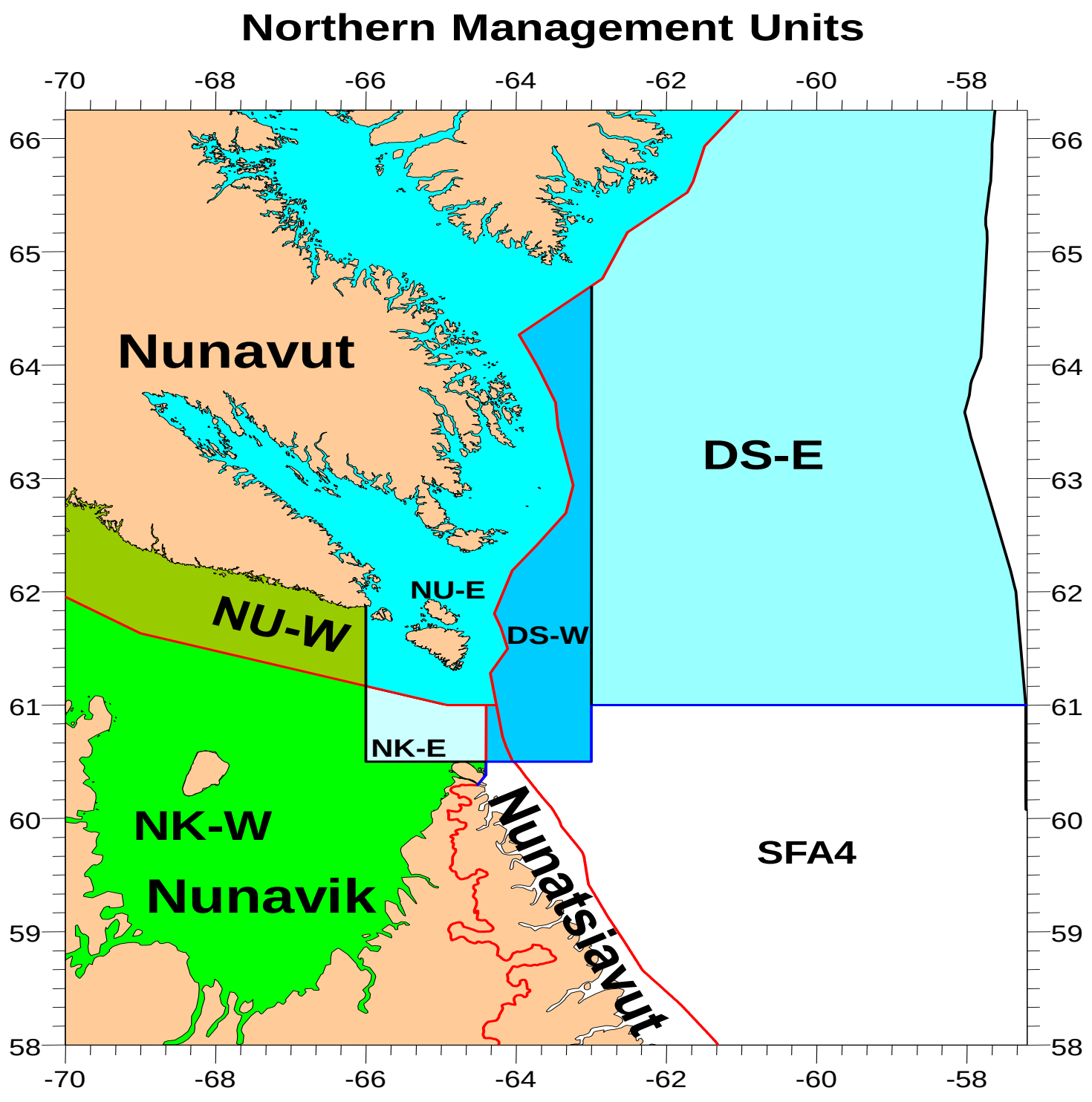
Northern Management Units
-70
-68
-66
-64
-62
-60
-58
66
65
64
63
62
61
60
59
58
Nunavut
DS-E
NU-E
DS-W
NU-W
NK-E
NK-W
Nunavik
Nunatsiavut
SFA4

ᐅᑭᐅᑕᖅᑐᒥ ᑭᖑᑉᐸᐃᑦ (*Pandalus borealis*)

ᓇᓗᓇᐃᔭᖅᓯᒪᓂᖏᑦ

ᒪᕐᑰᒃ ᑭᖑᐸᐃᑦ (*Pandalus montagui* ᐊᒻᒪ *Pandalus borealis*) ᓴᖅᑭᖃᑦᑕᖅᑐᑦ ᐅᑭᐅᑕᖅᑐᒥ ᑭᖑᐸᓂ ᐃᖃᓗᓕᕆᓂᕐᒥᑦ ᑭᖑᐸᓐᓂᐊᖃᑦᑕᖅᑐᑦ ᖃᑭᖅᑖᕈᑉ ᐊᑯᑭᑦᑐᓪᓗ ᓄᓇᖓᑕ ᐃᑭᕋᓴᖓᓂ ᐊᒻᒪ ᑲᓇᓐᓇᖓᓂ ᓱᓪᓕᐊᕈᒃ, ᐱᖃᓯᐅᔾᔨᔪᖅ ᐃᓚᖏᓐᓂ ᓄᓇᕗᒻᒧ ᓇᔪᖅᑕᐅᔪᒥᑦ (NSA) ᐊᒻᒪ ᓄᓇᕕᒃ ᐃᒪᖓ ᐊᕙᑦᑐᖅᓯᒪᔪᖅ (NMR). ᑲᑎᑦᑐᒋᑦ ᐃᖃᓗᑦᑕᐅᔫᓐᓇᖅᑐᑦ ᐊᑐᓂ ᐊᔾᔨᒋᖏᑦᑐᓄᑦ ᐋᖅᑭᔅᓯᒪᔪᑦ ᒪᕐᑰᓐᓄᒃ ᖃᐅᔨᓴᓂᕐᒧᑦ ᖃᐅᔨᓴᕐᕕᐅᔪᑦ ᑭᓪᓕᖏᑦ, ᐱᖓᓐᓇᖓᓂ ᖃᐅᔨᓴᓂᕐᒧᑦ ᑭᓪᓕᖓ (WAZ) ᐊᒻᒪ ᑲᓇᓐᓇᖓᓂ ᖃᐅᔨᓴᓂᕐᒧᑦ ᑭᓪᓕᖓ (EAZ) (ᑕᑯᒃ ᓄᓈᖑᐊᖅ).

ᑭᓪᓕᖓ ᐊᕕᑦᑎᑦᑎᔪᖅ ᓄᓇᕗᑦ / ᓄᓇᕕᒃ ᑲᓇᓐᓇᖓ (NU/NK E), ᐊᒻᒪ ᖃᑭᖅᑖᕈᑉ ᐊᑯᑭᑦᑐᓪᓗ ᐃᑭᕋᓴᖓ ᐱᖓᓐᓇᖓ (DSW) ᐊᐅᓚᑕᐅᔪᒥᑦ ᐅᕙᓂ EAZ ᐊᐅᓚᓂᖏᑦ ᓇᓗᓇᐃᑎᐊᕐᓗᒋᑦ NSA ᐊᒻᒪ NMR ᐃᒪᖏᑦ ᐃᒪᐃᓐᓇᕐᒥᑦ ᖃᑭᖅᑖᕈᑉ ᐊᑯᑭᑦᑐᓪᓗ ᐃᑭᕋᓴᖓᓂ (ᑕᑯᒃ ᓄᓇᖑᐊᖅ). ᓄᓇᕗᑦ ᐊᒻᒪ ᓄᓇᕕᒃ ᑭᖑᐸᓄᑦ ᐃᓕᐅᖅᑲᖅᑕᐅᓯᒪᔪᑦ ᑕᒪᒃᑭᓐᓂ ᐊᕙᑎᒃᑭᖏᓐᓂ ᑭᓪᓕᖏᓐᓂ ᑭᓪᓕᖓ. ᐱᔾᔪᑎᒋᓪᓗᒋᑦ ᐃᖃᓗᑦᑕᐅᔪᑦ ᓄᓇᕗᒻᒧᑦ ᐊᒻᒪ ᓄᓇᕕᒃᐃᓕᐅᖅᑲᖅᑕᐅᔪᑦ ᑎᑎᕋᖅᑕᐅᓯᒪᔪᑦ ᐊᐅᓚᑦᑎᕕᒋᔭᐅᔪᒥᑦ ᒪᕐᑰᒃ ᐱᒋᐊᕐᕕᒋᓚᐅᖅᑕᖏᑦ, ᑕᒪᒃᑭ ᑐᑭᒨᐊᖅᑎᑦᑎᓯᒪᔪᑦ ᐊᒻᒪ ᐃᖃᓗᑦᑕᐅᒋᐊᖏᑦᑐᓂᑦ ᐃᖃᓗᑦᑕᐅᔪᓂᑦ ᓇᓗᓇᐃᖅᑕᐅᓂᖏᓐᓄᑦ ᐊᔾᔨᒌᓪᓗᑎ ᐊᑲᐅᖏᓕᐅᕈᑕᐅᔪᖅ.

ᐱᓕᕆᕕᐅᔪᖅ ᐅᐸᑦᑕᐅᓯᒪᔪᑦ ᐃᖃᓗ;ᓕᕆᓂᖃᖅᑐᓄᑦ ᐅᐊᑎᐊᕈ ᐊᒻᒪ ᑐᔅᓯᕋᖅᑐᑎᑦ ᑖᒃᑯᐊ ᑭᖑᐸᐃᑦ Borealis ᐱᔭᐅᖕᑰᖃᑦᑕᖅᑐᑦ ᐱᔭᐅᒋᐊᖏᑦᑐᑦ ᓇᓗᓇᐃᖅᑕᐅᓂᖓ ᐃᓱᒪᓕᐅᕈᑕᐅᒋᐊᓐᖓᓚᐅᖅᓯᒪᔪᖅ ᓄᓇᕗᒻᒥ ᐆᒪᔪᓕᕆᔩᔅᔪᐊᒃᑯᑦ ᑲᑎᒪᔨᖏᓐᓄᑦ ᐊᒻᒪ ᓄᓇᕕᒃ ᑕᕆᐅᖓᓂ ᐆᒪᔪᓕᕆᔩᑦ ᑲᑎᒪᔨᖏᑦ (ᑲᑎᒪᔩᑦ) 2012−ᒥ ᓇᓕᒧᒋᐊᖅᑐᓂ ᐊᐅᓚᑦᑎᓂᕐᒧᑦ ᑎᒥᐅᔪᒥᑦ ᓯᕗᓂᐊᒍᑦ 2013 ᑭᓪᓕᖓ ᐊᓯᔾᔨᖅᑕᐅᓂᖓ (Borealis ᑭᖑᐸᐃᑦ ᐃᓱᒪᒋᔭᐅᓚᐅᖅᑎᓪᓗᒋᑦ ᐃᖃᓗᑦᑕᐅᒋᐊᕐᓇᑎ ᐃᖃᓗᑦᑕᐅᔪᑦ ᐃᖃᓗᓕᕆᓂᕐᒥᑦ ᐅᓇᐅᓚᐅᖅᑐᒥᑦ SFA 3, ᒫᓐᓇ WAZ). ᐱᔾᔪᑎᒋᔭᖓ ᑭᖑᐸᓄᑦ Borealis ᐅᕙᓂ NU/NK E ᓴᓗᒪᑎᑦᑎᓂᖅᓴᐅᓚᔭᖅᑐᖅ ᐱᖃᓯᐅᑎᓪᓗᒋᑦ ᐃᖃᓗᑦᑕᐅᔪᑦ ᐊᒻᒪ ᐊᔾᔨᕐᖃᑦᑕᕐᓂᖏᓐᓄᑦ ᑐᓴᖅᑎᑦᑎᓂᕐᒥᑦ ᐊᐅᓚᑦᑎᕕᒋᔭᐅᔪᓂᑦ ᐅᕙᓂ EAZ.

ᖃᐅᔨᓴᓂᕐᒧᑦ ᑐᑭᓯᒋᐊᕈᑎᑦ

ᑭᖑᐸᐃᑦ ᐊᒥᓲᓂᖏᑦ ᖃᐅᔨᓴᖅᑕᐅᓂᖏᑦ ᑭᖑᐸᓄᑦ Borealis ᐊᒻᒪ Montagui ᐱᓕᕆᔭᐅᔪᖅ ᐊᒡᒍᑐᖅᓯᒪᔪᓂᑦ EAZ, ᐊᐅᓚᑦᑎᕕᒋᔭᐅᖏᑦᑐᖅ, ᐊᒻᒪ ᐊᔾᔨᒋᖏᑎᑦᑎᖏᑦᑐᑦ ᑐᕌᖅᑕᐅᔪᓂᑦ ᐊᒻᒪ ᐃᖃᓗᑦᑕᐅᒋᐊᖏᑦᑐᓂᑦ ᐃᖃᓗᑦᑕᐅᔪᓂᑦ ᐃᖃᓗᓕᕆᓂᕐᒥᑦ. ᐃᖃᓗᓕᕆᓂᐅᔪᓄᑦ ᖃᐅᔨᓴᖅᑎᓄᑦ ᐃᓱᒪᒋᔭᐅᔪᓂᑦ, ᐆᒪᔪᐃᑦ ᐲᖅᑕᐅᒍᑎ ᑐᕌᖅᑕᐅᔪᓂᑦ ᐊᒻᒪ ᐃᖃᓗᑦᑕᐅᒋᐊᖏᑦᑐᓂᑦ ᐃᖃᓗᑦᑕᐅᔪᓂᑦ ᐊᑦᑐᐊᓂᖃᖏᑦᑐᖅ; ᑕᒪᒃᑭ ᑕᑰᓇᖅᑕᐅᑐᐃᓐᓇᖅᑐᑦ ᐲᖅᑕᐅᓂᖏᓐᓄᑦ ᐊᑐᖅᑕᐅᔪᒥᑦ. ᑕᐃᒪᐃᓐᓂᖓᓄᑦ, ᐊᓯᔾᔨᕆᐊᓕ ᐃᖃᓗᑦᑕᐅᒋᐊᖏᑦᑐᓂᑦ ᐃᖃᓗᑦᑕᐅᔪᓂᑦ ᓇᓗᓇᐃᖅᑕᐅᓂᖏᑦ ᓇᓪᓕᐊᓄᑐᐃᓐᓇᖅ Borealis ᐅᕝᕙᓘᓐᓃᑦ Montagui ᐊᐅᓚᑕᐅᓂᑐᐃᓐᓇᖓᓅᖃᔭᖅᑐᖅ, ᐊᒻᒪ ᐊᑦᑐᐃᓂᖃᖏᑦᑐᖅ ᑭᖑᐸᓂᑦ ᐅᕙᓂ EAZ.

ᑐᓴᖅᑎᑦᑎᓂᕐᒧᑦ ᓇᓗᓇᐃᔭᖅᓯᒪᓂᖏᑦ

ᐱᓕᕆᕕᐅᔪᖅ ᐅᐸᔅᓯᕋᑖᓚᐅᖅᑐᑦ ᓄᓇᕗᒻᒥ ᐊᒻᒪ ᓄᓇᕕᒃ ᐃᖃᓗᓕᕆᔪᓂᑦ ᓇᓗᓇᐃᖅᑕᐅᓪᓗᓂ ᐃᑲᔪᕐᓂᖏᓐᓄᑦ ᐊᓯᔾᔩᓗᑎ ᓇᓗᓇᐃᖅᑕᐅᓂᖏᓐᓄᑦ Borealis ᐅᕙᓂ NU/NK E ᐃᖃᓗᑦᑕᐅᒋᐊᖏᑦᑐᓂᑦ ᐃᖃᓗᑦᑕᐅᔪᓂᑦ ᑐᕌᖅᑕᐅᔪᓄᑦ ᐊᔾᔨᖏᑦ.

ᓇᓗᓇᐃᔭᖅᓯᒪᓂᖏᑦ ᑐᔅᓯᕋᐅᒻᒧᑦ

ᐱᓕᕆᕚᐅᔪᖅ ᕿᓂᖅᑐᖅ ᑲᑎᒪᔩᓂᑦ:

1) ᐃᓱᒪᓕᐅᓂᕐᒥᑦ ᐊᓯᔾᔨᖅᑕᐅᓗᓂ ᓇᓗᓇᐃᖅᑕᐅᓂᖏᓐᓄᑦ Borealis ᐃᖃᓗᑦᑕᐅᑎᐊᖏᑦᑐᓂᑦ ᐃᖃᓗᑦᑕᐅᔪᓂᑦ ᑐᕌᖅᑕᐅᔪᓄᑦ ᐊᔾᔨᖏᑦ ᐅᑯᓂ NU/NK E.

ᑎᑎᕋᖅᑐᖅ: ᐃᖃᓗᓕᕆᓂᕐᒧᑦ ᐊᐅᓚᑦᑎᓂᕐᒧᑦ, ᐃᒪᕐᒥᐅᑕᓕᕆᔨᒃᑯᑦ ᑲᓇᑕᒥ

ᐅᓪᓗᖓ: ᕕᕝᕗᐊᕆ 7, 2020

ᐃᓚᖏᓕᐅᑎᓯᒪᔪᑦ

ᐃᓚᒍᑕᖓ 1- ᑐᓴᖅᑎᑦᑎᓂᕐᒧᑦ ᓇᓗᓇᐃᔭᖅᓯᒪᓂᖏᑦ (ᔮᓐᓄᐊᕆ 2020)

ᐃᓚᒍᑕᖓ 1

ᑐᓴᖅᑎᑦᑎᓂᕐᒧᑦ ᓇᓗᓇᐃᔭᖅᓯᒪᓂᖏᑦ (ᔫᓐᓄᐊᕆ 2020)

ᐱᓕᕆᕝᕕᐅᔪᖅ ᐊᐅᓪᓚᑦᑎᑦᑎᓚᐅᖅᑐᖅ ᖃᕋᓴᐅᔭᒃᑯᑦ ᐃᖅᑲᓗᓕᕆᖃᑦᑕᖅᑐᓂᑦ ᐃᑲᔪᕐᓂᖏᓐᓄᑦ ᐊᓯᔾᔩᒍᑎ ᓇᓗᓇᐃᖅᑕᐅᓂᖏᑦ ᐃᖅᑲᓗᑦᑕᐅᒥᐊᖏᑦᑐᓂᑦ ᐃᖅᑲᓗᑦᑕᐅᔪᓂᑦ ᑐᖂᖅᑕᐅᔪᓄᑦ ᐊᔾᔨᖏᑦ ᐅᕙᓂ NU/NK E.

ᐊᖏᖅᑐᐃᓐᓇᐅᓚᐅᖅᑐᑦ ᐃᑲᔪᓱᖅᑐᑎ ᑖᔅᓱᒥᖓ ᐊᓯᔾᔩᒍᑎ, ᑭᐅᔾᔪᑏᑦ ᐱᔭᐅᓪᓗᑎ ᐅᑯᓇᖓᑦ ᑎᒍᒥᐊᖅᑎᐅᖃᑕᐅᔪᓂᑦ:

- ᐲᑕ ᕉᔅ – ᒪᑭᕝᕕᒃ ᑯᐊᐸᕇᓴᓐ
- ᐸᕋᐃᔭᓐ ᐹᖅ, ᖑᐅᑭᐅᑕᖅᑐᒥᑦ ᑲᑐᔾᔨᖃᑎᒌᖏᑦ (ᑭᒡᒐᑐᖅᑐᒥᑦ ᕿᑭᖅᑖᓗᒃ ᑯᐊᐸᕇᓴᓐ ᐊᒻᒪ ᕿᑭᖅᑖᓗᒻᒥ ᐃᖅᑲᓗᓕᕆᓂᕐᒧᑦ ᑲᑐᔾᔨᖃᑎᒌᖏᑦ)

ᑐᓴᕐᐅᔪᑦ ᐅᓄᖅᑲ
ᓄᓇᕗᒻᒥ ᐆᒪᔪᓕᕆᔨᖏᔪᐊᒃᑯᑦ ᑲᑎᒪᔨᖏᑦ
ᐆᑐᖅᑲ

ᑐᑭᓯᒋᐊᕈᑏᑦ: **ᐃᓱᒪᓕᐅᕐᓂᖅ:** X **ᐊᑐᓕᖅᑯᔭᐅᔪᖅ:** X

ᐱᔾᔪᑎᖓ: ᑲᑎᑦᑐᒋᑦ ᐃᖃᓗᑦᑕᐅᔪᓐᓇᖅᑐᑦ ᖁᕝᕙᓯᓐᓂᖏᑦ ᐅᑭᐅᑕᖅᑐᒧᑦ (*Pandalus borealis*) 2020 ᑯᖑᐸᓂᐊᓂᕐᒥᑦ ᑭᖑᐸᓂᐊᕐᕕᐅᔪᒥᑦ 0

ᐅᑭᐅᑕᖅᑐᒥ ᑯᖑᐸᖅ (*Pandalus borealis*)

ᓇᓗᓇᐃᔭᖅᓯᒪᓂᖏᑦ

ᐃᖃᓗᓕᕆᓂᐅᔪᖅ ᐅᑭᐅᑕᖅᑐᒥ ᑭᖑᐸᓄᑦ (*Pandalus borealis*) ᐱᑕᖃᖅᑐᖅ ᑭᖑᐸᓂᐊᕐᕕᐅᔪᒥᑦ (SFA) 0, ᕿᑭᖅᑖᓗᐸ ᐊᑯᑭᑦᑐᐃᓪᓗ ᐃᑭᕋᓴᖓᓃᑦᑐᖅ. SFA 0 ᐃᓚᒋᔭᖓᓃᑦᑕᐅᑎᒋᔪᖅ ᐊᒻᒪ ᐃᓚᖓ ᐃᓗᐊᓃᑦᑐᓂ ᓄᓇᕗᑦ ᐃᓂᒋᔭᖓᓂ (NSA) (ᑕᑯᒃ ᓄᓇᙳᐊᖅ ᐱᖃᓯᐅᑎᓯᒪᔪᖅ 1).

ᐱᔾᔪᑎᒋᓪᓗᒍ ᓇᒦᓐᓂᕆᔭᖓ ᐃᖃᓗᓕᕆᓂᐅᔪᖅ, ᐃᓱᒪᓕᐅᖅᑕᐅᔪᑦ ᐊᒻᒪ ᐊᑐᓕᖅᑯᔭᐅᔪᑦ ᑲᑎᑐᒋᑦ ᐃᖃᓗᑦᑕᐅᔪᓐᓇᖅᑐᑦ (TAC) ᐊᒻᒪ ᑭᖑᐸᑦᑕᐅᑦᑐᑦ ᖁᕝᕙᓯᓐᓂᖏᑦ Borealis ᐅᕙᓂ SFA 0 ᑐᔅᓯᕖᙳᔪᑦ ᓄᓇᕗᒻᒥ ᐆᒪᔪᓕᕆᔨᖏᔪᐊᒃᑯᑦ ᑲᑎᒪᔨᖏᓐᓂᑦ (NWMB). ᓄᓇᕗᒻᒥ ᐆᒪᔪᓕᕆᔨᖏᔪᐊᒃᑯᑦ ᑲᑎᒪᔨᖏᑦ ᐋᖅᑭᔅᓯᕙᑦᑐᑦ ᐃᖃᓗᑦᑕᐅᔪᓐᓇᖅᑐᓂᑦ ᖁᕝᕙᓯᓐᓂᖏᓐᓂ ᐃᓗᐊᓂ ᓄᓇᕗᑦ ᓇᔪᖅᑕᖓᓂᑦ ᐊᒻᒪ ᐅᖃᐅᔾᔨᒋᐊᖃᑦᑕᖅᑐᑦ ᐊᑕᖏᖅᑐᒋᑦ TAC.

TAC ᐅᕙᓂ SFA 0 ᐅᓇᐅᓯᒪᔪᖅ 500 t 1996−ᒥᓂᑦ, ᐊᑐᐃᓐᓇᐅᔪᑦ ᐃᒪᐃᓐᓇᕐᒥ ᐅᒥᐊᕐᔪᐊᓄᑦ. ᐃᖃᓗᑦᑕᐅᔪᓂᑦ ᑎᑎᕋᖅᑕᐅᓯᒪᔪᖅᑕᒃᖏᑦᑐᖅ ᑖᕙᓂ ᐃᖃᓗᓕᕆᓂᐅᔪᒥᑦ. ᓄᓇᕗᒻᒥ ᐃᓄᐃᑦ ᐱᔪᓐᓇᖅᑐᑦ SFA 0 ᐃᖃᓗᓕᕆᓂᕐᒥᑦ ᕿᑭᖅᑖᓗᒃ ᑯᐊᐳᓅᓴᒃᑯᑦ ᐃᒪᐃᓐᓇᕐᒥᑦ ᓚᐃᓴᓐᓯᖏᑎᒍᑦ, ᐊᒻᒪ ᐅᑯᑎᒎᓇ 50% ᓇᒻᒥᓂᖃᓂᕐᒧᑦ ᐃᒪᐃᓐᓇᕐᒥ ᐅᓈᖅ ᓚᐃᓴᓐᓯᒥᑦ. ᓄᓇᕗᑦ ᓇᓗᓇᐃᖅᓯᓯᒪᖏᑦᑐᑦ ᐱᔪᒪᓂᖃᓂᕐᒥᑦ ᑐᓂᓯᔭᐅᓂᕐᒧᑦ ᑕᕝᕗᖓᑦᑕᐅᑎᒋ ᐱᔭᔅᓴᐅᓂᖏᓐᓄᑦ ᑖᒪᓂ ᐱᔾᔪᑎᒋᓪᓗᒍ ᒥᑭᖔᓂᖓᓄ ᐱᑕᖃᕐᓂᖓᓄᑦ ᓇᒦᓐᓂᖓ ᐊᒻᒪ ᐃᖃᓗᑦᑕᐅᓚᐅᖅᓯᒪᖏᓐᓂᖏᓐᓄᑦ ᐃᖃᓗᓕᕆᓂᖅ ᐱᒋᐊᔫᒪᓂᑦ.

ᓄᓇᕗᒻᒥ ᐆᒪᔪᓕᕆᔨᖏᔪᐊᒃᑯᑦ ᑲᑎᒪᔨᖏᑦ ᐃᖅᑲᓇᐃᔭᖅᑎᖏᑦ ᑐᔅᓯᕋᖅᓯᒪᔪᑦ ᑖᒃᑯᐊ ᐃᒪᕐᒥᐅᑕᓕᕆᔨᒃᑯᑦ ᐱᓕᕆᖃᑎᖃᕐᓗᑎ ᑲᑎᒪᔨᓂᑦ TAC ᐃᓱᒪᓕᐅᕐᓂᐅᔪᓂᑦ ᐅᕙᓂ SFA 0 2020−ᒧᑦ ᑎᑭᓪᓗᒍ ᒫᑦᓯ ᑲᑎᒪᔩᑦ ᑲᑎᒪᓂᖓᓄᑦ.

ᖃᐅᔨᓴᖅᑎᓂᑦ ᑐᑭᓯᒋᐊᕈᑏᑦ

ᐱᑕᖃᕐᓂᖏᓐᓄᑦ ᖃᐅᔨᓴᖅᑕᐅᓂᖏᑦ ᐅᑭᐅᑕᖅᑐᒥ ᑭᖑᑉᐸᓄᑦ ᖃᐅᔨᓴᖅᑕᐅᓯᒪᖏᑦᑐᑦ ᐅᕙᓂ SFA 0 ᐃᖅᑲᓗᓕᕆᔪᖃᓚᐅᖅᓯᒪᖏᓐᓂᖓᓄᑦ SFA 0 ᑭᖑᓪᓕᖅᐹᒥ ᖃᐅᔨᓴᖅᑕᐅᔪᖅ 2010 ᑐᓐᖓᓂᖃᖅᑐᑦ 2006 ᐊᒻᒪ 2008 (ᑲᓇᑕᒥ ᐅᖃᐅᔾᔨᒋᐊᖅᑏᑦ ᐅᓂᒃᑳ 2010/024) (ᓇᓗᓇᐃᔭᖅᓯᒪᓂᖏᑦ ᐃᓚᒍᑕᖓᓂ 2).

ᑖᒃᑯᐊ ᖃᐅᔨᓴᕐᓂᐅᔪᑦ ᓇᓗᓇᐃᖅᓯᓯᒪᔪᑦ ᑲᑎᑦᑐᒋᑦ ᐊᒥᓲᓂᖏᑦ ᓇᒦᓐᓂᖏᑦ ᐊᑦᑎᑦᑐᑦ. ᐃᖅᑲᓗᑦᑕᐅᔪᓐᓇᖅᑐᑦ ᑲᑎᑦᑐᒋᑦ ᐊᒥᓲᓂᖏᑦ ᓇᒦᓐᓂᖏᑦ ᐅᓇᐅᓚᐅᖅᑐᖅ 750 t (2006) ᐊᒻᒪ 1,100 t (2008) ᐊᕐᓇᐃᑦ ᓱᕙᐃᔭᖅᑐᑎᑦ ᐅᑯᓇᓂ 580 t (2006) ᐊᒻᒪ 800 t (2008). ᐊᑭᑦᑐᖅᑲᐅᑎᔪᖅ TAC ᐅᑯᓇᓂ 500 t, ᐱᔭᐅᓇᐃᒍᑎ, ᓴᖅᑭᑎᑦᑎᐸᓚᔭᖅᑐᖅ ᐊᑐᓂᕐᒥᑦ ᖁᕙᓯᓐᓂᖏᑦ 40% (2008) ᑎᑭᑦᑐᒍ 70% (2006) ᑐᓐᖓᓂᖃᖅᑐᑦ ᖃᐅᔨᔭᐅᔪᓂᑦ ᑲᑎᑦᑐᒋᑦ ᐊᒥᓲᓂᖏᑦ ᓇᒦᓐᓂᖏᑦ ᑕᐃᔅᓯᒪᓂᐅᔪᒥᑦ.

ᒪᕐᕈᐃᓇᐅᓪᓗᑎ ᖃᐅᔨᓴᕐᓂᐅᔫᒃ, ᑲᑎᑦᑐᒋᑦ ᐊᒥᓲᓂᖏᑦ ᐊᓯᔾᔨᖃᑦᑕᕐᓂᖏᑦ ᓇᓗᓇᐃᖅᑕᐅᔪᓐᓇᖏᑦᑐᑦ ᐊᒻᒪ ᒫᓐᓇᐅᔪᒥᑦ ᑲᑎᑦᑐᒋᑦ ᐊᒥᓲᓂᖏᑦ ᖁᕙᓯᓐᓂᖏᑦ ᐊᒻᒪ ᐱᓯᒪᔭᐅᓂᖏᓐᓄᑦ ᖃᓄᐃᓕᖓᓂᖏᑦ ᓱᓕ ᓇᓗᓇᖅᑐᑦ. ᓇᒦᓐᓂᖓ ᒫᓐᓇᐅᔪᒥᑦ ᐃᖅᑲᓗᒐᓱᕝᕕᐅᖏᑦᑐᖅ ᐊᒻᒪ ᑐᓐᖓᕕᒋᓪᓗᒋᑦ ᖃᐅᔨᔭᐅᓯᒪᔪᓂᑦ ᑲᑎᑦᑐᒋᑦ ᐊᒥᓲᓂᖏᑦ, ᓯᕗᓂᒃᓴᒥ ᐱᔪᒪᔭᐅᔪᓐᓇᖅᑐᑦ ᐃᖅᑲᓗᓕᕆᓂᕐᒧᑦ ᑭᓪᓕᖃᖅᑐᑦ. ᐃᖅᑲᓗᓕᕆᖃᑦᑕᖅᑐᑦ ᐱᔪᒪᓂᖃᕐᓂᖃᑕ ᑕᒫᓂ, ᖃᐅᔨᓴᖅᑎᓄᑦ ᖃᐅᔨᓴᖅᑕᐅᓂᖓᓄᑦ ᑐᔅᓯᕌᖑᔪᓐᓇᖅᑐᖅ. ᐸᕐᓇᐅᑎᑕᖃᖏᑦᑐᖅ ᓯᕗᓂᒃᓴᒥ ᖃᐅᔨᓴᕐᓂᐊᕐᓗᓂ ᒫᓐᓇᐅᔪᒥᑦ.

ᐊᑐᓕᖁᔭᐅᔪᖅ

ᐊᑐᓕᖁᔭᐅᔪᖅ ᑖᒃᑯᐊ TAC ᐅᕗᖓ SFA 0 ᐊᕐᕌᒍᒧᑦ ᐊᓯᐊᓅᖅᑕᐅᓗᓂ 500 t 2020–ᒧᑦ ᐊᓯᔾᔨᖏᓪᓗᑎ ᐱᔭᔅᓴᐅᓂᖏᓐᓄᑦ.

ᓇᓗᓇᐃᔭᖅᓯᒪᓂᖏᑦ ᑐᔅᓯᖅᑲᐅᑦ

ᐱᓕᕆᑯᐅᔪᖅ ᑐᔅᓯᕋᖅᑐᑦ ᑲᑎᒪᔨᓂᑦ:

1) ᐃᓱᒪᓕᐅᕈᑎᓂᑦ ᐃᖅᑲᓗᑦᑕᐅᔪᓐᓇᖅᑐᓂᑦ ᖁᕙᓯᓐᓂᖏᑦ ᐃᓗᐊᓂ NSA ᐊᒻᒪ ᐊᑐᓕᖁᔭᐅᔪᒥᑦ ᐅᑯᓄᖓ TAC ᐆᒧᖓ SFA 0.

ᑎᑎᕋᖅᑐᖅ: ᐃᖅᑲᓗᓕᕆᓂᕐᒧᑦ ᐊᐅᓚᑦᑎᓂᕐᒧᑦ, ᐃᒪᕐᒥᐅᑕᓕᕆᔨᒃᑯᑦ ᑲᓇᑕᒥ

ᐅᓪᓗᖓ: ᕕᕝᕗᐊᕆ 7, 2020

ᐃᓚᒍᑕᖏᑦ

ᐃᓚᒍᑕᖓ 1 - ᓄᓇᖑᐊᖅ ᐃᖅᑲᒥᐅᑕᓄᑦ ᐃᖅᑲᓗᓐᓄᑦ ᐊᒻᒪ ᑭᖑᑉᐸᓂᑦ ᐊᐅᓚᑦᑎᕙᐅᔪᓂᑦ ᐊᑦᓛᓐᑎᒃ ᑲᓇᑕᒥ (ᐱᖃᓯᐅᑎᓪᓗᑎ ᑭᖑᑉᐸᓂᐊᕐᕕᐅᔪᖅ 0)

ᐃᓚᒍᑕᖓ 2 - ᓇᓗᓇᐃᔭᖅᓯᒪᓂᖏᑦ: ᖃᐅᔨᓴᖅᑕᐅᓂᖏᑦ ᐅᑭᐅᑕᖅᑐᒥ ᑭᖑᑉᐸᐃᑦ (*Pandalus borealis*) ᐅᕙᓂ SFA 0, 2, 3 ᐊᒻᒪ ᖁᑯᖅᑕᓖᑦ ᑭᖑᑉᐸᐃᑦ (*Pandalus montagui*) ᐅᕙᓂ SFA 2, 3 ᐊᒻᒪ 4 ᐱᖓᓐᓇᖓᓂ 63°W (ᖃᐅᔨᓴᖅᑎᓂᑦ ᐅᖃᐅᔾᔨᒋᐊᕈᑏᑦ ᐅᓂᒃᑳ 2010/024)

ᐃᓚᒍᑕᖅᑲ 1

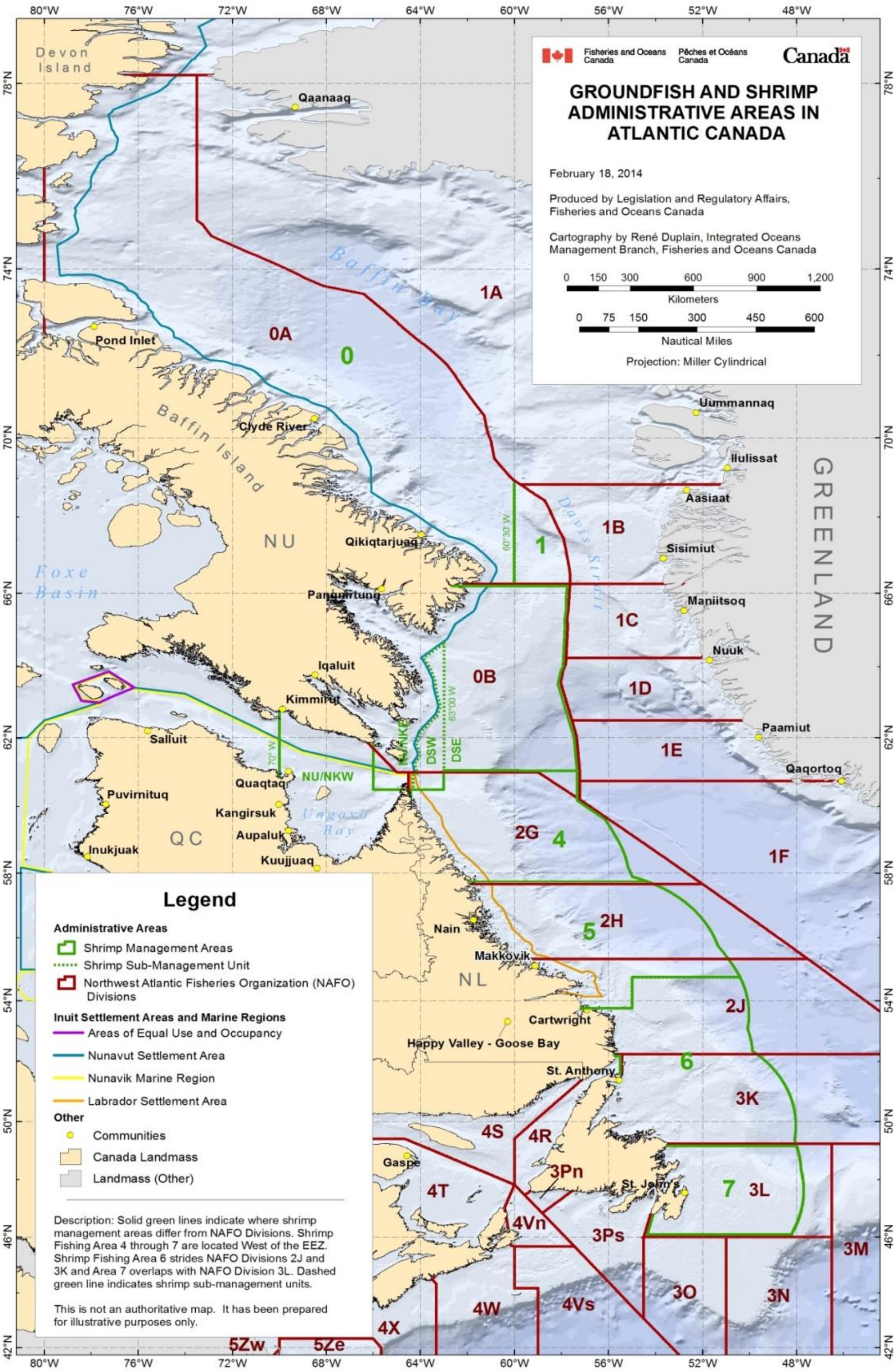

Fisheries and Oceans Canada
Pêches et Océans Canada
Canada
GROUNDFISH AND SHRIMP ADMINISTRATIVE AREAS IN ATLANTIC CANADA
February 18, 2014
Produced by Legislation and Regulatory Affairs, Fisheries and Oceans Canada
Cartography by René Duplain, Integrated Oceans Management Branch, Fisheries and Oceans Canada
0 150 300 600 900 1,200
Kilometers
0 75 150 300 450 600
Nautical Miles
Projection: Miller Cylindrical
Legend
Administrative Areas
Shrimp Management Areas
Shrimp Sub-Management Unit
Northwest Atlantic Fisheries Organization (NAFO) Divisions
Inuit Settlement Areas and Marine Regions
Areas of Equal Use and Occupancy
Nunavut Settlement Area
Nunavik Marine Region
Labrador Settlement Area
Other
Communities
Canada Landmass
Landmass (Other)
Description: Solid green lines indicate where shrimp management areas differ from NAFO Divisions. Shrimp Fishing Area 4 through 7 are located West of the EEZ. Shrimp Fishing Area 6 strides NAFO Divisions 2J and 3K and Area 7 overlaps with NAFO Division 3L. Dashed green line indicates shrimp sub-management units.
This is not an authoritative map. It has been prepared for illustrative purposes only.
80°W
76°W
72°W
68°W
64°W
60°W
56°W
52°W
48°W
78°N
74°N
70°N
66°N
62°N
58°N
54°N
50°N
46°N
42°N
Devon Island
Qaanaaq
Baffin Bay
1A
0A
0
Pond Inlet
Uummannaq
Clyde River
Baffin Island
Ilulissat
GREENLAND
Aasiaat
Davis Strait
1B
NU
Qikiqtarjuaq
60°30' W
1
Sisimiut
Foxe Basin
Pangnirtung
1C
Maniitsoq
Nuuk
Iqaluit
0B
1D
Kimmirut
63°00' W
Paamiut
Salluit
70° W
NU/NKE
DSW
DSE
1E
Qaqortoq
NU/NKW
Quaqtaq
Puvirnituq
Kangirsuk
Ungava Bay
2G
4
QC
Aupaluk
Inukjuak
Kuujjuaq
1F
Nain
2H
5
Makkovik
NL
2J
Cartwright
Happy Valley - Goose Bay
6
St. Anthony
3K
4S
4R
Gaspe
3Pn
4T
St. John's
7
3L
4Vn
3Ps
3M
3O
3N
4W
4Vs
4X
5Zw
5Ze

ᖃᐅᔨᓴᖅᑎᓂᑦ ᐅᖃᐅᔾᔨᒋᐊᕈᑏᑦ ᐅᓂᒃᑳᑦ 2010/024

ᓇᓗᓇᐃᔭᖅᓯᒪᓂᖏᑦ: ᖃᐅᔨᓴᖅᑕᐅᓂᖏᑦ ᐅᑭᐅᑕᖅᑐᒥ ᑭᖑᑉᐸᐃᑦ (*Pandalus borealis*) ᐅᕙᓂ SFA 0, 2, 3 ᐊᒻᒪ ᖃᑯᖅᑕᓈᑦ ᑭᖑᑉᐸᐃᑦ (*Pandalus montagui*) ᐅᕙᓂ SFA 2, 3 ᐊᒻᒪ 4 ᐱᖓᓐᓇᖓᓂ 63°W

SFA 0 – *ᐅᑭᐅᑕᖅᑐᒥ ᑭᖑᑉᐸᐃᑦ (Pandalus borealis)*

ᐃᖅᑲᓕᕆᓂᖅ

- ᐃᖅᑲᓕᕆᓯᒪᖏᑦᑐᑦ ᐊᕐᒍᕋᑖᖅᓯᒪᔪᓂᑦ.

ᑲᑎᑦᑐᒋᑦ ᐊᒥᓲᓂᖏᑦ ᓇᒦᓐᓂᖏᑦ

- ᑭᓲᓂᖏᑦ ᑐᑭᓯᒋᐊᕈᑏᑦ ᑐᓐᖓᓂᖅᑐᑦ ᒪᕐᕿᓐᓂᒃ ᖃᐅᔨᓴᕐᓂᐅᔫᓐᓂᒃ 2006 ᐊᒻᒪ 2008.
- ᐃᖅᑲᑦᑕᐅᔫᓐᓇᖅᑐᑦ ᑲᑎᑦᑐᒋᑦ ᐊᒥᓲᓂᖏᑦ ᓇᒦᓐᓂᖏᑦ ᐅᓇᐅᓚᐅᖅᑐᖅ 750 t (2006) ᐊᒻᒪ 1,100 t (2008).
- ᐊᕐᓇᐃᑦ ᓲᕙᐃᔭᖅᑐᑦ ᐊᒥᓲᓂᖏᑦ ᑲᑎᑦᑐᒋᑦ ᐊᒥᓲᓂᖏᑦ ᓇᒦᓐᓂᖏᑦ ᐅᓇᐅᓚᐅᖅᑐᖅ 580 t (2006) ᐊᒻᒪ 800 t (2008).

ᓄᑖᓂᑦ ᓇᓂᓯᓂᖅ

- ᓄᑖᓂᑦ ᓇᓂᓯᓂᖅ ᓇᓗᓇᖅᑐᖅ

ᑐᖁᖃᑦᑕᕐᓂᖏᑦ

- ᐊᑭᑦᑐᕋᐅᑎᔪᒥᑦ TAC 500 t ᓴᖅᑭᑎᑦᑎᔫᓐᓇᖅᑐᖅ ᐊᑐᖅᑕᐅᓂᖏᓐᓄᑦ ᖁᕝᕙᓯᓐᓂᖏᑦ 40%-70% ᑐᓐᖓᓂᖅᑐᑦ ᖃᐅᔨᔭᐅᓯᒪᔪᓂᑦ ᐊᔾᔨᒌᖏᑦᑑᑎᓂᑦ ᐆᒪᔪᓂᑦ. ᐊᑦᑎᓂᖅᓴᒥᑦ TAC ᐊᑐᓕᖁᔭᐅᔪᖅ.

ᒫᓐᓇᐅᔪᒥᑦ ᑕᑯᓐᓇᖅᑕᐅᔪᑦ ᐊᒻᒪ ᓯᕗᓂᒃᓴᒥ ᓴᖅᑭᕈᓐᓇᑐᐃᓐᓇᕆᐊᓖᑦ

- ᓯᕗᓂᒃᓴᒥᑦ ᓴᖅᑭᕈᓐᓇᑐᐃᓐᓇᕆᐊᓖᑦ ᐃᖅᑲᓕᕆᓂᕐᒥᑦ ᑭᒡᓕᖅᑎᖅᑕᐅᔪᑦ.
- ᐸᕐᓇᐅᑎᑕᖃᖏᑦᑐᖅ ᓯᕗᓂᒃᓴᒥᑦ ᖃᐅᔨᓴᕐᓂᐅᔪᓂᑦ ᑕᒫᓂ.

ᑐᓂᔭᐅᔪᑦ ᐅᕗᖓ
ᓄᓇᕗᒻᒥ ᐆᒪᔪᓕᕆᔩᑦᔪᐊᒃᑯᑦ ᑲᑎᒪᔨᖏᑦ
ᒫᑦᓯ 2020

ᐆᒧᖓ

ᑐᑭᓯᒋᐊᕈᑎᑦ: X ᐃᓱᒪᓕᐅᕐᓂᖅ:

ᐱᔾᔪᑎᖓ: ᐃᖃᓗᑦᑑᑦᑎᐊᖅ ᐃᖃᓗᐃᑦ

ᓕᐊᔅ Hᐃᐅᓇᔅ – ᖃᐅᔨᓴᕐᓂᖅ
ᑕᐃᓗ ᒡᕙᓐ ᐊᒻᒪ ᑕᐃᓚᓐ ᑑᕐᓯᓐ – ᓄᓇᒦᙯᖅᑐᓂᑦ ᐊᐅᓚᑦᑎᓂᖅ

ᐃᖃᓗᓕᕆᓂᕐᒧᑦ ᐊᐅᓚᑦᑎᓂᕐᒧᑦ ᑐᑭᓯᒋᐊᕈᑏᑦ:

- ᑮᓇᐅᔭᓕᐅᕋᓱᓐᓂᕐᒧᑦ ᐃᖃᓗᓕᕆᓂᕐᒧᑦ ᓴᖏᓚᐅᖅᑐᑦ 5 ᓇᔪᖅᑕᐅᔪᓂᑦ [ᐃᖃᓗᒃᑑᒃ, ᐸᓕᕐᔪᐊᖅ (Surrey), Hᐊᓚᒃᕕᒃ (Thirty-Mile), ᔭᐃᑯ, ᐊᒻᒪ ᑖᓭᓐ (Byron Bay) ᑑᖏᑦ]. ᒪᓕᑦᑐᒍ ᐊᐅᓚᑦᑎᓂᕐᒧᑦ ᐊᑐᖅᑕᐅᔪᑦ ᓇᓗᓇᐃᔭᖅᓯᒪᔪᑦ ᐃᓚᓕᐅᑎᓯᒪᔪᓂᑦ ᐃᖃᓗᓕᕆᓂᕐᒧᑦ ᐊᐅᓚᑦᑎᓂᕐᒧᑦ ᐸᕐᓇᐅᑦ (ᐊᖏᖅᑕᐅᔪᖅ 2014), ᖃᐅᑕᒫᑦ ᑐᓴᖅᑎᑦᑎᖃᑦᑕᕐᓂᖅ ᐊᒻᒪ ᑰᑕᖓ ᐊᐅᓚᑕᐅᓂᖓ ᐱᓕᕆᐊᖑᔪᑦ ᕿᑎᕐᒥᐅᑦ ᓂᕿᑦ ᐃᖃᓗᓗᐊᖅᑐᖃᕐᑯᓇᒍ, ᐃᖃᓗᓕᕆᕕᒻᒥ ᖃᐅᔨᓴᓂᕐᒧᑦ ᐱᓕᕆᐊᖅ ᓄᐊᑦᑎᔪᑦ ᐃᖃᓗᓕᕆᓂᕐᒧᑦ ᑐᓐᖓᕕᖃᖅᑐᑦ ᖃᐅᔨᓴᓂᕐᒧᑦ ᑐᑭᓯᒋᐊᕈᑏᑦ; ᐊᒻᒪ ᐃᖃᓗᒐᓱᑦᑏᑦ ᐃᖃᓗᖃᑦᑕᕆᐊᓖᑦ ᐃᖃᓗᑦᑕᐅᔪᓂ ᐊᑐᓂ ᐱᓇᓱᐊᓂᕐᒥᑦ, ᐃᖃᓗᑦᑕᐅᒋᐊᖏᑦᑐᑦ ᐃᖃᓗᑦᑕᐅᔪᑦ ᐊᒻᒪ ᐃᒋᑕᐅᔪᑦ ᑐᑭᓯᒋᐊᕈᑎᖏᑦ ᐊᑐᖅᑐᑎ ᐱᓕᕆᕝᒧᑦ ᑎᑎᕋᕐᕕᖏᑦ.

2019 ᑮᓇᐅᔭᓕᐅᕋᓱᓐᓂᒃᑯᑦ ᐃᖃᓗᑦᑕᐅᔪᓂᑦ ᑭᒡᓕᓯᓂᐊᖅᑕᐅᓯᒪᔪᑦ

ᐃᖃᓗᓕᕆᓂᖅ ᓇᒦᓐᓂᖓ (ᐊᑎᐅᓚᔪᑦᑐᖅ)	ᑮᓇᐅᔭᓕᐅᕋᓱᓐᓂᕐᒧᑦ ᑰᑕᖓ ᑭᓗᒍᕌᒻ, ᖃᓂᒋᔭᖓᓗ ᐅᕐᑯᒪᐃᓐᓂᖓ	2019 ᑮᓇᐅᔭᓕᐅᕋᓱᓐᓂᕐᒧᑦ ᐃᖃᓗᑦᑕᐅᔪᑦ ᑭᓗᒍᕌᒻ, ᖃᓂᒋᔭᖓᓗ ᐅᕐᑯᒪᐃᓐᓂᖓ	2019 % ᓄᓈᖅᑕᐅᔪᑦ ᓴᓂᐊᓂ ᑰᑕᖓ
ᐃᖃᓗᒃ ᑰᖓ (ᕗᐃᓕᖕᑕᓐ)	20,000	16,699	83
HᐊᓗᕕᒃHᐊᓗᕕᒃ (Thirty-Mile)	5,000	5,061	101
ᔭᐃᑯ	17,000	12,481	73
ᐸᓕᕐᔪᐊᖅ (Surrey ᑰᖓ)	9,100	8,884	98
ᑖᓭᓐ ᑰᖓ (Byron Bay	9,100 (*5,000)	5,061	101
ᑲᑎᓕᒫᖅᑐᒋᑦ	**56,100**	**48,186**	**86**

*ᑐᕌᖅᑕᐅᔪᖅ ᑰᑕᖓ

- ᑖᓭᓐ ᑰᖓ ᒫᓐᓇᐅᔪᒥᑦ ᐃᖃᓗᒐᓱᑰᐅᔪᖅ ᐊᑎᓪᓕᒋᐊᖅᓯᒪᔪᓂᑦ, ᑐᕌᖅᑕᐅᔪᓂᑦ, ᑮᓇᐅᔭᓕᐅᕋᓱᓐᓂᕐᒧᑦ ᕙᓯᓐᓂᖓ 5,000 ᑭᓗᕈᒫᒻ. ᑖᓐᓇ ᒪᓕᓐᓂᖃᖅᑐᖅ ᐱᐅᖅᓱᐊᓂᕐᒧᑦ-ᑐᓐᖓᔪᑦ ᐊᐅᓚᑦᑎᓂᕐᒧᑦ ᐊᑐᖅᑕᐅᔪᑦ ᑐᔅᓯᕚᖑᔪᑦ ᐃᖃᓗᑦᑑᑦᑎᐊᖅ ᐃᖃᓗᐃᑦ ᐃᓚᓕᐅᑎᓯᒪᔪᓂᑦ

ᐃᖃᓗᓕᕆᓂᕐᒧᑦ ᐊᐅᓚᑦᑎᓂᕐᒧᑦ ᐸᕐᓇᐅᑦ ᐱᓕᕆᔪᑦ, ᐊᒻᒪ ᐃᑲᔪᖅᓯᑕᐅᓪᓗᓂ ᓄᓇᕗᒻᒥ ᐆᒪᔪᓕᕆᔨᕐᔪᐊᒃᑯᑦ ᑲᑎᒪᔨᖏᓐᓄᑦ ᔫᓂ 6 2017 ᐃᓱᒪᓕᐅᖅᑎᓪᓗᒋᑦ ᑎᑎᕋᖅᓯᒪᔪᓂᑦ ᐃᓄᓐᓂᑦ ᑲᑎᒪᑎᑦᑎᓂᕐᒧᑦ ᐱᔾᔪᑎᖃᖅᑐᑦ ᑮᓇᐅᔭᓕᐅᕋᓱᐊᓂᕐᒧᑦ ᑰᑕᖏᑦ ᓛᔅᓚᓐ ᑰᖓᓂ ᐃᖃᓗᐃᑦ. ᐃᖃᓗᑦᑕᐅᕙᑦᑐᓂ ᖃᐅᔨᓴᕐᓂᖅ ᐊᒻᒪ ᑐᓴᖅᑎᑦᑎᓂᕐᒧᑦ ᐃᓂᖓᓃᑦᑐᖅ, ᐃᑲᔪᓱᖅᑕᐅᔪᖅ ᐱᓕᕆᔪᓄᑦ ᑲᔪᖏᖅᓯᒪᓂᖏᑦ ᑲᑐᑎᑕᐅᔪᓄᑦ ᐊᒻᒪ ᐱᐅᓛᒥᑦ ᐊᐅᓚᑦᑎᓂᕐᒧᑦ ᐊᑐᖅᑕᐅᕗᑦᑐᓂᑦ.

- ᕿᑎᕐᒥᐅᑦ ᓂᖀᑦ ᑎᒥᖓᑦ ᐱᔫᖅᑯᒻᒥᑦ ᐊᑦᑎᓪᓕᒋᐊᖅᑎᑦᑎᓯᒪᔪᑦ ᑐᖄᖅᑕᖏᓐᓂ ᐃᖃᓗᖅᑕᐅᕙᑦᑐᓂᑦ ᐃᑲᓗᒃ ᐊᒻᒪ ᔭᐃᑯ ᐱᔾᔪᑎᒋᓪᓗᒍ ᖁᕝᕙᓇᐊᖅᑕᐅᓂᖓ ᐃᖃᓗᑦᑕᐅᔪᓐᓇᖅᑐᑦ ᓛᔅᓚᓐ ᑰᖓᓂ. ᑕᒪᓐᓇ ᓇᓗᓇᐃᖅᓯᑎᐊᖅᑐᖅ ᐃᖃᓗᓕᕆᑯᐅᔪᖅ ᐅᖓᑕᐅᔾᔨᕝᕕᖏᑦᑐᖅ ᐃᖃᓗᓕᕆᔪᓐᓇᖅᑕᖏᓐᓂᑦ.

- ᐃᖃᓗᑦᑑᑦᑎᐊᒥ IFMP (ᐃᓚᓕᐅᑎᓯᒪᔪᓂᑦ ᐃᖃᓗᓕᕆᓂᕐᒧᑦ ᐊᐅᓚᑦᑎᓂᕐᒧᑦ ᐸᕐᓇᐅᑦ) ᐊᑐᓕᖅᑎᑕᐅᓚᐅᖅᑐᖅ 2014 ᑮᓇᐅᔭᓕᐅᕋᓱᐊᖅᑐᓄᑦ ᐃᖃᓗᑦᑕᐅᔪᓂᑦ ᐃᖃᓗᓐᓂᑦ, ᓯᕗᓪᓕᖅᐹᖑᔪᖅ ᑖᒃᑯᓄᖓ ᐃᖃᓗᓐᓄᑦ ᑲᓇᑕᒥ. ᐃᓚᓕᐅᑎᓯᒪᔪᓂᑦ ᐃᖃᓗᓕᕆᓂᕐᒧᑦ ᐊᐅᓚᑦᑎᓂᕐᒧᑦ ᐸᕐᓇᐅᑦ ᕿᒥᕐᕈᔭᐅᒍᒫᓂᐊᖅᓯᒪᔪᖅ ᐊᒻᒪ ᐅᓪᓗᒥᒎᖓᓕᖅᑎᑕᐅᓗᓂ ᑕᓪᓕᒪᓂᑦ ᐊᕐᕌᒍᓂᑕᒫᑦ ᑕᑯᔅᓴᐅᑎᑦᑎᓗᓂ ᐊᒻᒪ ᐱᓕᕆᐊᖃᕐᓗᓂ ᒫᓐᓇᐅᔪᒥᑦ ᐱᕙᓪᓕᐊᓂᐅᔪᓂᑦ ᐊᒻᒪ ᓄᑖᑦ ᑐᑭᓯᒋᐊᕈᑏᑦ ᖃᐅᔨᓴᕐᓂᐅᔪᓂᑦ ᐊᒻᒪ ᐃᖃᓗᓕᕆᓂᕐᒧᑦ ᑕᑯᓐᓇᖅᑕᖓᓂᑦ. ᒫᓐᓇᐅᔪᒥᑦ ᐃᖅᑲᓇᐃᔮᖑᕝᕙᓪᓚᐊᔪᖅ ᐅᑯᓂᖓ ᐃᖃᓗᑦᑑᑦᑎᐊᖅ ᐃᖃᓗᐃᑦ ᐃᓚᓕᐅᑎᓯᒪᔪᓂᑦ ᐃᖃᓗᓕᕆᓂᕐᒧᑦ ᐊᐅᓚᑦᑎᓂᕐᒧᑦ ᐸᕐᓇᐅᑦ ᐱᓕᕆᔮᑦ ᕿᒥᕐᕈᓗᑎ ᐊᒻᒪ ᐅᓪᓗᒥᒎᖓᓕᖅᑎᑦᑎᓗᑎ ᐃᓚᓕᐅᑎᓯᒪᔪᓂᑦ ᐃᖃᓗᓕᕆᓂᕐᒧᑦ ᐊᐅᓚᑦᑎᓂᕐᒧᑦ ᐸᕐᓇᐅᑎᐅᓚᐅᖅᑐᒧᑦ, ᐊᒻᒪ ᑐᓂᔭᐅᓂᐊᖅᑐᑦ ᓄᓇᕗᒻᒥ ᐆᒪᔪᓕᕆᔨᕐᔪᐊᒃᑯᑦ ᑲᑎᒪᔨᖏᓐᓄᑦ ᕿᒥᕐᕈᔭᐅᓗᑎ ᐊᒻᒪ ᐊᖏᖅᑕᐅᓗᑎ ᐊᑐᓕᖅᑎᑕᐅᓚᐅᖅᑎᓐᓇᒍ ᓯᕗᓂᐊᒍᑦ 2020 ᑮᓇᐅᔭᓕᐅᕋᓱᓐᓂᕐᒧᑦ ᐃᖃᓗᒐᓱᓐᓇᒥ.

ᖃᐅᔨᓴᐃᓂᖅ:

- ᐃᖃᓗᑦᑑᑦᑎᐊᒥ ᑮᓇᐅᔭᓕᐅᕋᓱᓐᓂᕐᒧᑦ ᐃᖃᓗᓕᕆᕕᒃ ᖃᐅᔨᓴᓂᕐᒧᑦ ᐱᓕᕆᐊᖅ (ᐃᖃᓗᓕᕆᓂᕐᒧᑦ ᑐᙵᕕᖃᖅᑐᑦ ᖃᐅᔨᓴᓂᕐᒥᑦ) ᑲᔪᓯᓂᖃᑦᑎᐊᑲᓐᓂᓚᐅᕐᒥᔪᖅ ᐱᑕᖃᖅᑎᑎᓪᓗᑎ ᐃᒪᕐᒥᐅᑕᓕᕆᔨᒃᑯᑦ ᑲᓇᑕᒥ ᑐᑭᓯᒋᐊᕈᑎᓂᑦ ᐊᒻᒪ ᖃᐅᔨᓴᕐᕋᔅᓴᓂᑦ 200 ᐃᖃᓗᓐᓂᑦ ᐊᑐᓂ ᑮᓇᐅᔭᓕᐅᕋᓱᕐᓂᕐᒧᑦ ᐃᖃᓗᕝᕕᐅᔪᓂᑦ ᐃᒪᖏᓐᓂ.

- ᐃᒪᕐᒥᐅᑕᓕᕆᔨᒃᑯᑦ ᑲᓇᑕᒥ (DFO) ᑲᔪᓯᓂᖃᑦᑎᐊᓚᐅᖅᑐᑦ ᐃᖃᓗᓕᕆᓂᕐᒧᑦ ᐃᒻᒥᒃᑯᑦ ᖃᐅᔨᓴᓂᕐᒥᑦ 200 ᐃᖃᓗᓐᓂᑦ ᓛᔅᓚᓐ ᑰᖓᓂ ᐱᒋᐊᕐᓂᖏᓐᓂ ᔪᓚᐃ ᒪᓕᓐᓂᖅᑯᓪᓗᒍ ᑮᓇᐅᔭᓕᐅᕋᓱᓐᓂᕐᒧᑦ ᐃᖃᓗᓐᓂᕐᒧᑦ ᐃᖃᓗᓐᓂᑦ ᐊᑕᐅᓯᕐᒥᑦ ᑕᕝᕙᙵᑦ. ᖃᐅᔨᓴᖅᑕᐅᔪᑦ ᑐᑭᓯᒋᐊᕈᑏᑦ ᑎᑎᕋᖅᑕᐅᓚᐅᖅᑐᑦ ᐊᒻᓴᒪ ᖃᐅᔨᓴᕐᕋᔅᓴᐃᑦ ᓄᐊᑕᐅᓪᓗᑎ ᐊᐅᖏᑎᒍᑦ ᖃᐅᔨᓴᓂᕐᒥᑦ, ᓂᕆᖃᑦᑕᖅᑕᖏᓐᓂ, ᓱᕈᓐᓇᖅᑐᓂᑦ ᐊᒻᒪ ᐃᒪᕐᒥ ᒥᑭᔪᓂᑦ ᐊᐅᑦᑕᔫᓂᑦ ᖃᐅᔨᓴᓂᕐᒧᑦ ᐃᖃᓗᓕᒫᓄᑦ.

- ᖁᓛᓃᑦᑐᑦ ᑐᑭᓯᒋᐊᕈᑏᑦ ᐱᒻᒪᕿᐅᓂᐊᖅᑐᑦ ᖃᐅᔨᓴᐃᓂᕐᒧᑦ ᖃᓄᐃᓐᓂᓇᔭᖓᓂ ᐃᖃᓗᓕᕆᓂᕐᒧᑦ ᐸᕐᓇᑕᐅᓯᒪᔪᑦ 2023−ᒧᑦ (ᐱᑕᖃᓇᐊᖃᖅᑐᑦ ᖃᑦᑮᓐᓇᐅᓛᖑᓗᑎ ᑕᓪᓕᒪᓂᑦ ᐊᕐᕌᒍᓂᑦ ᑐᑭᓯᒋᐊᕈᑎᓂᑦ ᓄᐊᑦᑎᓂᖅ).

- ᐊᑯᓂᐅᔪᒧᑦ ᓇᓗᓇᐃᒃᑯᓯᖅᓯᖃᑦᑕᕐᓂᖅ/ᖃᐅᔨᓴᓂᕐᒧᑦ ᐃᖅᑲᓇᐃᔮᖑᔪᑦ 7−ᖓᓃᓕᖅᑐᖅ ᐊᕐᕌᒍᖓᓂ. ᖃᐅᔨᓴᐅᑎᒋᔭᕗᑦ ᒫᓐᓇ ᐱᖃᓯᐅᔾᔨᓕᖅᑐᖅ ᖃᓂᒋᔭᐸᒍᖏᓐᓂ 150 ᖃᐅᔨᓴᕐᕖᑦ ᐊᒻᒪ ᓇᓗᓇᐃᒃᑯᓯᖅᓯᒪᔪᒍᑦ ᖃᓂᒋᔭᐸᒍᖏᓐᓂ 500 ᐃᖃᓗᓐᓂᑦ ᐊᕕᑦᑐᖅᓯᒪᔪᒥᑦ. ᑕᒪᑐᒪᓂ ᐊᕐᕌᒍᒥ ᐃᒪᕐᒥ ᖃᐅᔨᓴᐅᑏᑦ ᐱᔭᐅᓚᐅᖅᑐᑦ ᐊᒻᒪᓗᑦᑕᐅᖅ ᓱᓇᒃᑯᑖᓕᒫᑦ ᒪᕐᕉᓐᓂᒃ ᐃᒻᒥᑦᑎᐊᕙᓐᓂ ᑕᓯᕐᓂᑦ ᕿᓂᕐᕕᒋᔭᕗᑦ ᐊᒻᒪ ᓇᓗᓇᐃᑦᑎᐊᕐᓗᒋᑦ ᐃᖏᕋᓂᖏᑦ/ᓇᔪᖃᑦᑕᖅᑕᖏᑦ ᐊᑐᖅᑕᖏᑦ.

- 30 ᐃᖃᓗᐃᑦ ᓇᓗᓇᐃᒃᑯᓯᖅᑕᐅᓚᐅᖅᑐᑦ ᓖᔅᓚᓐ ᑰᖓᓂ 2019.

ᓄᓇᓕᒻᒥ ᐱᖃᑕᐅᑎᑦᑎᓂᖅ (ᖃᐅᔨᓴᕐᓂᖅ/ᓄᓇᒦᖔᖅᑐᓂᑦ ᐊᐅᓚᑦᑎᓂᖅ):

- ᐊᒥᓱᒐᓚᐃᑦ ᐳᓚᕋᕐᓂᐅᔪᑦ/ᑲᑎᒪᓂᐅᔪᑦ ᐃᖃᓗᑦᑑᑦᑎᐊᖅ ᐆᒪᔪᕐᓂᐊᑎᒃᑯᑦ ᑲᑎᒪᔨᖏᓪᓗ ᐊᐅᔭᐅᑎᓪᓗᒍ (ᔫᓂ-ᐋᒡᒌᓯ 2019).
- ᐱᔭᕇᖅᓯᒪᔪᑦ ᓇᓗᓇᐃᔭᖅᓯᒪᔪᑦ ᐊᒻᒪ ᕿᒥᕐᕈᔭᐅᓂᖏᑦ ᖃᐅᔨᓴᖅᑎᓄᑦ ᖃᐅᔨᓴᓂᕐᒧᑦ ᐱᓕᕆᐊᑦ ᑐᓂᔭᐅᓚᐅᖅᑐᑦ ᕿᕐᒥᐅᑦ ᐆᒪᔪᓕᕆᔨᒃᑯᑦ ᑲᑎᒪᔨᖏᓐᓄᑦ ᐊᕐᕌᒍᑕᒫᑦ ᑲᑎᒪᕙᔾᔪᐊᑎᓪᓗᒋᑦ (ᓯᑎᐱᕆ 2019).
- ᐱᔭᕇᖅᓯᒪᔪᑦ ᓇᓗᓇᐃᔭᖅᓯᒪᔪᑦ ᐊᒻᒪ ᕿᒥᕐᕈᔭᐅᓂᖏᑦ ᖃᐅᔨᓴᖅᑎᓄᑦ ᖃᐅᔨᓴᓂᕐᒧᑦ ᐱᓕᕆᐊᑦ ᐊᒻᒪ ᐃᖃᓗᓕᕆᓂᕐᒧᑦ ᐊᐅᓚᑦᑎᓂᕐᒧᑦ ᐱᓕᕆᔭᐅᔪᑦ ᑐᓂᔭᐅᓚᐅᖅᑐᑦ ᐃᖃᓗᑦᑑᑦᑎᐊᖅ ᐆᒪᔪᕐᓂᐊᑎᒃᑯᑦ ᑲᑎᒪᔨᖏᑦ ᐊᕐᕌᒍᑕᒫᑦ ᑲᑎᒪᕙᔾᔪᐊᑎᓪᓗᒋᑦ (ᔮᓐᓄᐊᕆ 2020).
- ᐃᖃᓗᒐᓱᓐᓇᐅᓚᐅᖅᑎᓐᓇᒍ ᐱᖃᑕᐅᑎᑦᑎᓂᕐᒧᑦ ᑲᑎᒪᖃᑎᖃᕐᓂᖅ ᐃᖃᓗᑦᑐᑦᑎᐊᖅ ᐅᒪᔪᕐᓂᐊᑎᒃᑯᑦ ᑲᑎᒪᔨᖏᓐᓂ, ᕿᑎᕐᒥᐅᑦ ᓂᕿᑦ, ᐊᒻᒪ ᑮᓇᐅᔭᓕᐅᕋᓱᐊᕐᓂᒃᑯᑦ ᐃᖃᓗᒐᓱᑦᑏᑦ ᐊᒻᒪ ᐃᒪᕐᒥᐅᑕᓕᕆᔨᒃᑯᑦ ᑲᓇᑕᒥ ᑲᑎᒪᓂᖃᓚᐅᖅᑐᑦ ᔪᓚᐃ 2019. ᐅᖃᐅᓯᖃᖅᑐᑦ ᐱᔾᔪᑎᖃᓗᐊᖅᑐᑎᑦ ᐱᒻᒪᕆᐅᓂᖓᓄᑦ ᑕᒻᒪᖅᓯᒪᖏᑦᑐᓂᑦ ᐊᒻᒪ ᐱᔭᕇᖅᓯᒪᔪᓂᑦ ᑮᓇᐅᔭᓕᐅᕋᓱᐊᕐᓂᕐᒧᑦ ᑎᑎᕋᕐᕕᒃ ᑐᑭᓯᒋᐊᕈᑏᑦ, ᐱᖃᓯᐅᑎᓪᓗᑎ ᐃᖃᓗᑦᑕᐅᖏᐊᖏᑦᑐᑦ ᐃᖃᓗᑦᑕᐅᔪᑦ ᐊᒻᒪ ᐃᒋᑕᐅᔪᑦ ᑐᑭᓯᒋᐊᕈᑎᖏᑦ.
- ᐊᕐᕌᒍᑕᒫᑦ ᐃᖃᓗᒐᓱᓐᓇᐅᓚᐅᖅᑎᓪᓗᒍ ᐃᓚᓕᐅᑎᓯᒪᔪᓂᑦ ᐃᖃᓗᓕᕆᓂᕐᒧᑦ ᐊᐅᓚᑦᑎᓂᕐᒧᑦ ᐸᕐᓇᐅᑦ (IFMP) ᐱᓕᕆᔩᑦ ᑲᑎᒪᓂᖃᓚᐅᖅᑐᑦ ᐱᖃᓯᐅᔾᔨᓪᓗᑎ ᐃᖃᓗᑦᑑᑦᑎᐊᖅ ᐆᒪᔪᕐᓂᐊᑎᒃᑯᑦ ᑲᑎᒪᔨ, ᐃᒪᕐᒥᐅᑕᓕᕆᔨᒃᑯᑦ ᑲᓇᑕᒥ, ᕿᑎᕐᒥᐅᑦ ᓂᕿᑦ, ᑮᓇᐅᔭᓕᐅᕋᓱᐊᕐᓂᕐᒧᑦ ᐃᖃᓗᒐᓱᑦᑏᑦ, ᐃᓐᓇᑐᖃᐃᑦ ᐊᒻᒪ ᐊᓯᖏᑦ ᐊᑐᖃᑦᑕᖅᑐᑦ ᑲᑎᒪᓂᖃᓚᐅᖅᑐᑦ ᕕᕝᕗᐊᕆ 2010.

ᑎᑎᕋᖅᑐᖅ: ᓕᐊᔅ Hᐃᐅᕆᔅ – ᐃᒪᕐᒥᐅᑕᓕᕆᔨᒃᑯᑦ ᑲᓇᑕᒥ

ᐅᓪᓗᖓ: ᕕᕝᕗᐊᕆ 7, 2020

ᑐᓂᔭᐅᔪᑦ ᐅᕗᖓ
ᓄᓇᕗᒻᒥ ᐆᒪᔪᓕᕆᔨᕐᔪᐊᒃᑯᑦ ᑲᑎᒪᔨᖏᑦ
ᒫᔅᓯ 2020

ᐆᒧᖓ

ᑐᑭᓯᒋᐊᕈᑏᑦ: X

ᐃᓱᒪᓕᐅᕐᓂᖅ:

ᐱᔾᔪᑎᖓ: ᐃᒪᕐᒥᐅᑕᓕᕆᔩᒃᑯᑦ ᑲᓇᑕᒥ – ᑐᑭᓯᒋᐊᕈᑏᑦ

ᑐᑭᓯᒋᐊᕈᑏᑦ:

ᐃᖅᑲᓇᐃᔭᖅᑏᑦ:

- ᐊᓃᑲ ᐸᐃᓯᒃ ᐃᓚᒋᔭᐅᓕᓚᐅᖅᑐᖅ ᐃᒪᕐᒥᐅᑕᓕᕆᔩᒃᑯᓐᓄᑦ (DFO) ᐅᑭᐅᑕᖅᑐᒥ ᐊᐅᓚᓂᖕᒋᓐᓄᑦ ᓅᕖᐱᕆᒥ 2019 ᐊᖏᔪᖅᑳᖑᓕᓗᓂ ᐃᖅᑲᓗᓕᕆᓂᕐᒧᑦ ᐊᐅᓚᑦᑎᓂᕐᒧᑦ ᐆᒪᔪᓂᑦ ᖃᐅᔨᓴᖅᑎ.

ᐃᒪᕐᒥᐅᑕᐃᑦ ᐆᒪᔪᐃᑦ:

1) ᑑᒑᓖᑦ:

- ᔮᓐᓄᐊᕆᒥ 2020, DFO ᖃᐅᔨᓴᖅᑏᑦ ᑲᑎᖃᑎᖃᓚᐅᖅᑐᑦ ᓄᓇᕗᒻᒥ ᐆᒪᔪᓕᕆᔨᕐᔪᐊᒃᑯᑦ ᑲᑎᒪᔨᖏᓐᓂᑦ (NWMB), ᓄᓇᕗᑦ ᑐᙵᕕᒃ ᑎᒥᖓᑦ (NTI), ᕿᑭᖅᑖᓗᒻᒥ ᐆᒪᔪᓕᕆᔨᒃᑯᑦ ᑲᑎᒪᔨᖏᑦ (QWB), ᐊᒻᒪ ᐊᑦᑐᖅᑕᐅᔪᑦ ᐆᒪᔪᕐᓂᐊᑎᒃᑯᑦ ᑲᑐᔾᔨᖃᑎᒌᖏᑦ (HTOs) ᕗᐃᓂᐸᐃᒡᒥ ᐅᖃᐅᓯᖃᖅᑐᑎ ᓴᓇᓯᒪᓂᖓ ᑐᔅᓯᕌᖑᔪᖅ 2020 ᑲᓇᓐᓇᖓᓄ ᕿᑭᖅᑖᓗᑉ, Admiralty Inlet, and Eclipse Sound ᑑᒑᓕᓐᓂᑦ ᖃᖓᑕᓲᒃᑯᑦ ᖃᐅᔨᓴᕐᓂᕐᒥᑦ.
- ᑑᒑᓕᑦᑕᐅᔪᓂᑦ ᓂᕙᖓᑖᑦ ᐅᑎᖅᑎᑕᐅᔪᑦ ᐊᒻᒪ ᑑᒑᓕᑦᑕᐅᔪᑦ ᐊᒥᓲᓂᖏᑦ ᑐᓂᔭᐅᔭᕆᐊᓖᑦ ᐆᒪᔪᕐᓂᐊᑎᒃᑯᑦ ᑲᑐᔾᔨᖃᑎᒌᒃᑯᖏᓐᓄᑦ ᐃᒪᕐᒥᐅᑕᓕᕆᔩᒃᑯᓐᓄᑦ ᕿᓚᒧᓕᕋᓐᓇᐅᓚᐅᖅᑎᓪᓗᒍ, ᒫᔅᓯ 31, 2020. ᑑᒑᓕᑦᑕᐅᔪᑦ ᑐᑭᓯᒋᐊᕈᑎᖏᑦ Harvest data will be reconciled ᓱᕗᓂᐊᒍᑦ 2020 ᕿᓚᒧᓕᖅᑕᐅᔪᓄᑦᓂᕙᖓᑖᑦ ᐱᔭᐅᔪᑦ ᐊᒻᒪ ᐊᕐᕌᒍᒧᑦ ᐊᓯᐊᓅᖅᑐᑦ ᐋᖅᑭᑦᑦᑕᐅᓂᐊᖅᑐᖅ.

2) ᐊᐃᕚᑦ:

- ᒥᓂᔅᑕᒧᑦ ᐃᓱᒪᓕᐅᕐᓂᖓ ᓂᕆᐅᒋᔭᐅᔪᖅ ᕕᕝᕗᐊᕆ 14, 2020 ᓄᓇᕗᒻᒥ ᐆᒪᔪᓕᕆᔨᕐᔪᐊᒃᑯᑦ ᑲᑎᒪᔨᖏ ᐊᖏᖅᑕᐅᓂᖓᓄᑦ 76 ᐊᐃᕚᑦ ᐊᐃᕝᕙᓯᑐᐃᓐᓇᓂᕐᒧᑦ 2020-ᒧᑦ.
- ᐃᒪᕐᒥᐅᑕᓕᕆᔩᒃᑯᑦ ᑐᓂᓯᔾᔮᖏᑦᑐᑦ ᑐᔅᓯᕋᐅᒥᒃ ᐃᓱᒪᓕᐅᓂᕐᒥᒃ ᓄᓇᕗᒻᒥ ᐆᒪᔪᓕᕆᔨᕐᔪᐊᒃᑯᑦ ᑲᑎᒪᔨᖏᓐᓄᒃ 2020–ᒥᑦ ᓴᖅᑭᑦᑎᑦᑎᓗᑎ ᑲᑎᑦᑐᒥᑦ ᐆᒪᔪᖅᑕᐅᔪᓐᓇᖅᑐᑦ (TAH) ᖁᕝᕙᓯᓐᓂᖓᒥᑦ ᐊᐃᕙᓂᑦ ᐊᐅᓚᑕᐅᔪᓂᑦ ᓄᓇᕗᒻᒥ.
- ᓄᓇᕗᒻᒥ ᐊᐃᕙᓕᕆᔩᑦ ᑲᑎᒪᓂᖏᓐᓄᑦ ᐸᕐᓇᑕᐅᓯᒪᔪᖅ ᒫᔅᓯ 13, 2020 ᐃᖃᓗᖕᓂ ᐅᖃᐅᓯᖃᓗᑎ ᐊᐃ–ᕙᑦᑕᐅᔪᓂᑦ ᑐᓴᖅᑎᑦᑎᖃᑦᑕᓂᕐᒧᑦ ᐊᒻᒪ ᓄᓇᓕᒻᒧᑦ ᐊᐅᓚᑕᐅᔪᑦ ᖃᐅᔨᓴᓂᕐᒧᑦ ᐱᓕᕆᐊᑦ.
- ᐱᓕᕆᖃᑎᖃᖅᑐᑎᑦ ᓴᓂᕋᔭᒻᒥ ᐆᒪᔪᕐᓂᐊᑎᒃᑯᑦ ᑲᑐᔾᔨᖃᑎᒌᖏᓐᓂ, ᓄᓇᓕᒻᒧᑦ ᐊᐅᓚᑕᐅᔪᖅ ᐆᒪᔪᖅᑕᐅᔪᓂᑦ ᖃᐅᔨᓴᓂᕐᒧᑦ ᐱᓕᕆᐊᖅ ᐊᐃᕙᕐᓄᑦ ᓴᓂᕋᔭᒻᒥ ᓂᕆᐅᒋᔭᐅᔪᖅ ᑲᔪᓯᓂᐊᖅᑐᓂ 2020–ᒥᑦ.
- ᐱᓕᕆᖃᑎᖃᖅᑐᑎᑦ ᐊᐃᕚᑦ ᐆᒪᔪᕐᓂᐊᑎᒃᑯᑦ ᑲᑐᔾᔨᖃᑎᒌᖏᓐᓂ, ᓄᓇᓕᒻᒧᑦ ᐊᐅᓚᑕᐅᔪᖅ ᐆᒪᔪᖅᑕᐅᔪᓂᑦ ᖃᐅᔨᓴᓂᕐᒧᑦ ᐱᓕᕆᐊᖅ ᐊᐃᕙᕐᓄᑦ ᓴᓪᓕᓂᑦ ᐱᒋᐊᖅᑎᑕᐅᓂᐊᖅᑐᖅ 2020–ᒥᑦ.
- ᐃᒪᕐᒥᐅᑕᓕᕆᔩᒃᑯᑦ ᐱᓚᐅᖅᑐᑦ ᐊᒥᓱᓚᓐᓂᑦ ᑐᓴᖅᑎᑦᑎᒍᑎᓂᑦ 2019 ᐊᐃᕝᕙᓯᑐᐃᓐᓇᓂᕐᒧᑦ ᐊᒻᒪ ᖃᐅᔨᒋᐊᕐᕕᖃᖃᑕᖅᑐᑦ ᐊᐅᓪᓚᕿᔾᔭᔭᓂᑦ ᑖᒃᑯᐊ ᐱᓗᒥᑦ ᐱᑕᖃᓇᐊᖃᖅᑎᑕᐅᔪᑦ ᐊᑖᓂ ᓚᐃᓴᓐᓯᒥ ᖃᓄᐃᓐᓂᕆᒋᐊᓕᖏᓐᓂ, ᐊᒻᒪ ᑐᖀᓚᖃᖅᑐᓂ ᐱᐅᓯᑎᐱᐊᕐᓗᒍ ᑐᓴᖅᑎᑦᑎᖃᑦᑕᕐᓂᖅ ᐊᐅᓚᓯᒪᓐᓇᐅᓂᐊᖅᑐᒥᑦ.

3) ᐸᖕᓂᖅᑑᖅ ᐃᑭᖕᒐᑕ ᕿᓚᓗᒐᖏᑦ:

- ᑲᑎᑦᑐᒥᑦ 41 ᕿᓚᓗᒐᖅᑕᐅᔪᑦ ᑐᓴᖅᑎᑦᑎᒍᑕᐅᓚᐅᖅᑐᑦ ᐸᖕᓂᑑᒥ ᐊᐅᔭᖓᓂ 2019.
- ᒪᐃᖑᑎᓪᓗᒍ 14, 2019, ᑲᑎᒪᓂᖃᓚᐅᖅᑐᑦ ᐸᖕᓂᖅᑑᒥ ᕿᒻᒪᖅᑐᐃᔭᖃᖅᑐᑎᑦ ᐸᖕᓂᖅᑑᖅ ᐆᒪᔪᕐᓂᐊᑎᒃᑯᑦ

ᑲᑐᔾᔨᖃᑎᒌᖏᑦ, ᓄᓇᕗᑦ ᑐᓐᖓᕕᒃ ᑎᒥᖓᑦ, ᓄᓇᕗᒻᒥ ᐆᒪᔪᓕᕆᔨᕐᔪᐊᒃᑯᑦ ᑲᑎᒪᔨᖏᑦ, ᐃᒪᕐᒥᐅᑕᓕᕆᔨᒃᑯᑦ ᐊᒻᒪ ᕿᑭᖅᑖᓗᒻᒥ ᐆᒪᔪᓕᕆᔨᒃᑯᑦ ᑲᑎᒪᔨᖏᑦ. ᐃᒪᕐᒥᐅᑕᓕᕆᔨᒃᑯᑦ ᑐᔅᓯᕋᓚᐅᖅᑐᑦ ᐸᓐᓂᖅᑑᖅ ᐃᑭᖓᓂ ᕿᓚᓗᒐᖏᓐᓄᑦ ᕿᓚᓗᒐᓕᕆᔩᑦ ᐱᒋᐊᒃᑲᓐᓂᓛᖅᑐᑦ ᐊᐅᓚᑦᑎᖃᑎᒌᓐᓂᕐᒧᑦ ᐱᓕᕆᖃᑎᖏᓐᓂ ᕿᒥᕐᕈᓗᑎ ᒫᓐᓇᐅᔪᒥᑦ ᓱᓇᒃᑯᑖᑦ, ᓇᓗᓇᐃᕐᓗᒋᑦ ᖃᐅᔨᒪᔭᐅᖏᑦᑐᑦ, ᐊᒻᒪ ᓇᓗᓇᐃᕐᓗᒍ ᓯᕗᒧᑦ ᐊᖅᑯᑎᒋᓂᐊᖅᑕᖓ ᓄᖑᔭᐃᖏᑦᑐᓂᑦ ᐊᐅᓚᑦᑎᓂᕐᒧᑦ ᑖᒃᑯᓄᖓ ᕿᓚᓗᒐᖏᓐᓄᑦ.

- ᕿᓚᓗᒐᓕᕆᔩᑦ ᑲᑎᒪᓚᐅᖅᑐᑦ ᐅᑦᑑᐱᕆ 9, 2019 ᐊᒻᒪ ᔮᓐᓄᐊᕆ 29, 2020. ᓄᓇᓕᒻᒥᑦ ᑲᑎᒪᑎᑦᑎᓚᐅᕐᒥᔪᑦ ᐸᓐᓂᖅᑑᒥᑦ ᔮᓐᓄᐊᕆ 29. ᑭᖑᓪᓕᕐᒥᑦ ᑲᑎᒪᓂᕆᓚᖅᑕᖏᑦ ᐋᖅᑭᑦᑕᐅᓯᒪᔪᑦ ᔫᓂ 2020.

4) ᐊᕐᕖᑦ:
- ᐃᒪᕐᒥᐅᑕᓕᕆᔩᒃᑯᑦ ᐱᓯᒪᔪᑦ ᑐᓴᖅᑎᑦᑎᓂᕐᒧᑦ ᑐᑭᓯᒋᐊᕈᑎᓂᑦ 2019–ᒧᑦ ᐊᕐᕕᒐᓯᓐᓂᐅᔪᓄᑦ ᓴᓪᓕᓂᑦ, ᓇᐅᔾᔮᑦ, ᐊᒻᒪ ᐃᒡᓗᓕᒃ ᐃᒪᕐᒥᐅᑕᓕᕆᔩᒃᑯᑦ ᓱᓕ ᐅᑦᑕᖅᑭᔪᑦ ᑭᖑᓪᓕᖅᐹᒥ ᐅᓂᒃᑳᓂᑦ 2019–ᒥᑦ ᐊᕐᕕᓂᕐᒧᑦ ᒥᑦᑎᒪᑕᓕᒻᒥ.
- ᐃᒪᕐᒥᐅᑕᓕᕆᔩᒃᑯᑦ ᐅᖃᐅᔾᔭᐅᓯᒪᔪᑦ ᓄᓇᓕᐅᔪᑦ 2020 ᐊᕐᕕᒐᓯᕝᕕᐅᓂᐊᖅᑐᑦ ᕿᑭᖅᑖᓗᒻᒥ ᕿᑭᖅᑕᖅᔪᐊᖅ ᐊᒻᒪ ᓴᓂᕋᔭᒃ.

5) ᐆᒪᔪᖅᑕᐅᔪᓂᑦ ᑐᓴᖅᑎᑦᑎᖃᑦᑕᕐᓂᖅ:
- ᐃᒪᕐᒥᐅᑕᓕᕆᔩᒃᑯᑦ ᑐᔅᓯᕋᖅᓯᒪᔪᑦ ᐆᒪᔪᖅᑕᐅᔪᓂᑦ ᐅᓪᓗᒥᒨᖓᔪᓂᑦ ᕿᓚᓗᒐᕐᓄᑦ, ᐊᐃᕖᑦ, ᐊᕐᕕᒃ ᐊᒻᒪ ᑐᒑᓖᑦ ᐆᒪᔪᕐᓂᐊᑎᒃᑯᑦ ᑲᑐᔾᔨᖃᑎᒌᖏᓐᓂ 2019 ᐆᒪᔪᕋᓯᓐᓇᒥ. ᑐᑭᓯᒋᐊᕈᑏᑦ ᐱᑕᖃᖅᑎᑕᐅᔪᑦ ᐆᒪᔪᕐᓂᐊᑎᒃᑯᑦ ᑲᑐᔾᔨᖃᑎᒌᖏᓐᓄᑦ ᐊᑐᖅᑕᐅᓂᐊᖅᑐᑦ ᑭᖑᓪᓕᖅᐹᒥ ᐋᖅᑭᑦᑕᐅᓗᑎ ᐆᒪᔪᖅᑕᐅᓯᒪᔪᓂᑦ ᑐᑭᓯᒋᐊᕈᑎᖏᑦ ᓄᖑᖓᓂ ᐊᕐᕋᒍ. ᐅᓂᒃᑳᑦ ᑲᑎᑦᑐᒋᐸᑦ ᐃᒪᕐᒥᐅᑕᐃᑦ ᐆᒪᔪᐃᑦ ᐊᖑᓇᓱᑦᑕᐅᓂᖏᓐᓄᑦ ᑐᖁᔪᑦ (ᓄᓈᖅᑕᐅᔪᑦ ᐊᒻᒪ ᔭᒐᐃᔭᐅᔪᑦ) ᐱᑕᖃᓇᐊᖃᓪᓚᓇᑦᑐᑦ ᓴᖅᑭᑎᑦᑎᓗᓂ ᑐᓐᖓᕕᒋᔭᔅᓴᐅᔪᓂᑦ ᐅᖃᐅᔾᔨᒋᐊᕈᑎᓂᑦ ᓄᖑᓴᐃᖏᓂᕐᒧᑦ ᐆᒪᔪᖃᑦᑕᕐᓂᕐᒧᑦ.
- ᐃᒪᕐᒥᐅᑕᓕᕆᔩᒃᑯᑦ ᑲᔪᖏᖅᓴᐃᔪᑦ ᑲᔪᓯᑎᑦᑎᓗᑎ ᑐᓴᖅᑎᑦᑎᖃᑦᑕᕐᓂᐅᔪ ᐊᔾᔨᐅᖏᑦᑐᓂᑦ ᐃᒪᕐᒥᐅᑕᓂᑦ ᐆᒪᔪᓂᑦ ᓴᖅᑭᖅᑐᓂᑦ ᐊᒻᒪ ᖃᓄᐃᓘᕐᓂᖅᑐᓂᑦ ᓱᕐᓗ, ᐆᒪᔪᒥᓃᑦ ᓄᓈᖅᓯᒪᔪᑦ, ᓯᒃᑯᔾᔭᐅᔪᑦ, ᐊᓯᖏᓪᓗ.
- ᑭᖑᕙᖏᑦᑐᓂᑦ ᐊᒻᒪ ᑕᒻᒪᖅᓯᒪᖏᑦᑐᓂᑦ ᑐᓴᖅᑎᑦᑎᓂᒥᕐᒧᑦ ᐱᑕᖃᓇᐊᖅᑎᑕᐅᔪᖅ ᐊᑖᓂ ᐃᖃᓗᓕᕆᓂᕐᒧᑦ ᐱᖁᔭᕐᒥᑦ, ᐃᒪᕐᒥᐅᑕᓄᑦ ᐆᒪᔪᓄᑦ ᒪᓕᒃᑕᐅᔭᕆᐊᓖᑦ, ᓄᓇᕗᒻᒧᑦ ᐊᖏᕈᑦ. ᐊᑐᓕᖁᔭᐅᔪᖅ ᐊᐅᓚᑦᑎᖃᑎᒌᓐᓂᕐᒧᑦ ᑲᑐᔾᔨᖃᑎᒌᑦ ᓇᓗᓇᐃᖅᓯᓗᑎ ᐱᒻᒪᕆᐅᓂᖓᓄᑦ ᐆᒪᔪᖅᑕᐅᔪᓂᑦ ᑐᓴᖅᑎᑦᑎᖃᑦᑕᓂᕐᒧᑦ ᐊᒻᒪ ᖃᐅᔨᓴᓂᕐᒧᑦ.

ᐃᖃᓗᐃᑦ:

1) ᑭᕙᓪᓕᖅ:
- ᕕᕝᕗᐊᕆᒥ 2019, ᐃᓕᓐᓂᐊᓯᓐᓈᕐᓂᖅᑲᓚᐅᖅᑐᑦ ᑲᖏᖅᖠᓂᕐᒥᑦᖃᐅᔨᓴᖅᑐᑎ ᐱᔪᒪᓂᖃᕐᓂᐅᔪᓂᑦ ᐊᒻᒪ ᑮᓇᐅᔭᓕᐅᖅᓇᖅᓂᒃᑯᑦ ᐃᖃᓗᓕᕆᓂᕐᒥᑦ ᐱᕝᕙᓕᐊᑎᑦᑎᓂᕐᒧᑦ ᓯᕗᓪᓕᐅᔾᔭᐅᔭᓇᐊᖅᑕᓂᑦ ᐊᑐᓂ ᑭᕙᓪᓕᕐᒥ ᓄᓇᓖᑦ. ᑲᑎᒪᖃᑕᐅᓚᐅᖅᑐᑦ ᑲᑎᒪᓂᐅᔪᒥᑦ ᑭᒡᒐᖅᑐᐃᔪᑦ ᑭᕙᓪᓕᕐᒥᑦ ᓄᓇᓕᓕᒫᓂᑦ ᐆᒪᔪᕐᓂᐊᑎᒃᑯᑦ ᑲᑐᔾᔨᖃᑎᒌᖏᑦ, ᓄᓇᕗᑦ ᒐᕙᒪᒃᑯᑦ, ᑭᕙᓪᓕᖅ ᐆᒪᔪᓕᕆᔨᒃᑯᑦ ᑲᑎᒪᔨᖏᑦ, ᓄᓇᕗᒻᒥ ᐆᒪᔪᓕᕆᔨᕐᔪᐊᒃᑯᑦ ᑲᑎᒪᔨᖏᑦ, ᑭᕙᓪᓕᖅ ᐅᑭᐅᑕᖅᑐᒥ ᓂᕿᑦ, ᓄᓇᕗᑦ ᑐᓐᖓᕕᒃ ᑎᒥᖓᑦ, ᐃᒪᕐᒥᐅᑕᓕᕆᔨᒃᑯᑦ ᓄᓇᒥᖓᓪᓗᖅᑐᓂ ᐊᐅᓚᑦᑎᓂᕐᒧᑦ, ᐊᒻᒪ ᐃᒪᕐᒥᐅᑕᓕᕆᔨᒃᑯᑦ ᖃᐅᔨᓴᖅᑎᖏᑦ.
- ᑲᑎᒪᓂᐅᔪᒥᑦ ᓇᓗᓇᐃᖅᑕᐅᓚᐅᖅᑐᑦ ᐱᔪᒪᓂᖃᖅᑐᑦ ᓄᓇᓖᑦ ᐋᖅᑭᑦᑕᐅᓗᓂᐃᖃᓗᐃᑦ ᓂᕆᔭᐅᕙᒃᑐᑦ ᑭᕙᓪᓕᕐᒥ ᐃᖃᓗᖅᓯᖏᓐᓂ.ᓄᓇᓕᓪᒧᑦ ᐊᐅᓚᑕᐅᔪᖅ ᖃᐅᔨᓴᐃᓂᖏᑦ ᑐᔅᓯᕋᖅᑐᓕᐅᖅᑐᖅ ᖃᐅᔨᓴᖅᓯᓴᐃᑦ ᓄᐊᑕᐅᓯᒪᔪᑦ ᓂᕈᐊᖅᑕᐅᓯᒪᔪᑦ ᐃᒪᖏᓂᑦ ᐊᑐᓂ ᓄᓇᓕᖕᓂ. ᑲᑎᑦᑐᒋᐸᑦ 341 ᖃᐅᔨᓴᖅᓯᓴᐃᑦ ᓄᐊᑕᐅᓚᐅᖅᑐᑦ ᐊᒻᒪ ᐊᐅᓪᓚᖅᑎᑕᐅᓗᑎ ᐃᒪᕐᒥᐅᑕᓕᕆᔨᖕᓄᑦ ᖃᐅᔨᓴᖅᑕᐅᓪᓗᑎ. ᓂᕆᖅᑕᖅᑕᖏᓐᓂ ᖃᐅᔨᓴᐃᓂᖅᐸᓪᓕᐊᔪᑦ ᒫᓐᓇ.
- 2019 ᑮᓇᐅᔭᓕᐅᖅᓯᓐᓇᖅᓂᖏᓐᓄᑦ ᐃᖃᓗᑦᑐᑕᐅᓚᐅᖅᑐᑦ ᖃᓂᒋᔭᖅᓗᓂ 6,500 lbs ᐊᒻᒪ ᐊᒥᓱᖏᑦᑐᓂᑦ ᐃᒪᖏᓐᓂ. ᐱᔾᔪᑎᒋᑦᑐᒍ ᐊᑦᑎᑦᑐᓂᑦ ᐃᖃᓗᖅᑕᖅᑕᐅᓂᖏᓐᓄᑦ, ᑭᕙᓪᓕᖅ ᐅᑭᐅᑕᖅᑐᒥ ᓂᕿᑦ ᓂᐅᕕᕐᓂᐊᖅᓯᒪᔪᑦ ᐃᖃᓗᖕᓂᑦ ᐅᕙᓐᓄᖓ ᕿᑎᕐᒥᐅᑦ ᓂᕿᑦ ᑎᒥᖓᑦ ᐃᖃᓗᒃᑑᑦᑎᐊᕐᒥ.
- ᑲᑎᒪᒃᑲᓐᓂᕐᓂᐊᕐᓂᖏᑦ ᐸᕐᓇᑕᐅᔪᖅ 2020 ᐃᒪᕐᒥᐅᑕᓕᕆᔨᓐᓄᑦ ᐊᒻᒪ ᑭᕙᓪᓕᕐᒥᑦ ᓄᓇᓕᓕᒫᑦ ᐊᒻᒪ ᑎᒍᒥᐊᖅᑎᐅᖃᑕᐅᔪᑦ ᐅᖃᐅᓯᖅᓯᐊᖅᑐᓂ ᑎᑭᑕᐅᓯᒪᓕᑦᑎᐊᖅᑐᑦ 2019 ᐊᒻᒪ ᓴᖅᑭᑎᑦᑎᓗᓂ ᐱᓕᕆᖃᑎᒌᓐᓂᖏᑦ ᐸᕐᓇᐅᒻᒥᑦ ᓯᕗᒧᐊᕐᓗᓂ.

2) ᐸᓐᓂᖅᑑᖅ:

- 22,426 kg ᐃᖃᓗᐃᑦ ᑐᓴᖅᑎᑦᑎᒍᑕᐅᓚᐅᖅᑐᑦ ᐃᖃᓗᑦᑕᐅᔪᓂᑦ 2019 ᐊᐅᔭᒃᑯᑦ ᐃᖃᓗᓕᕆᓂᕐᒥᑦ, 20,607 kg ᖃᐅᔨᓴᕝᕕᐅᔪᓃᖖᖅᑐᑦ ᐃᒪᖏᓐᓂ ᐊᒻᒪ 1,819 kg ᑮᓇᐅᔭᓕᐅᕋᓱᓐᓂᒃᑯᑦ ᐃᒪᖏᓐᓂ.
- ᐸᓐᓂᖅᑑᖅ ᐆᒪᔪᕐᓂᐊᑎᒃᑯᑦ ᑲᑐᔾᔨᖃᑎᒌᖏᑦ ᐅᖃᐅᔾᔨᒋᐊᓚᐅᖅᑐᑦ ᐃᒪᕐᒥᐅᑕᓕᕆᔨᒃᑯᓐᓂᑦ ᑐᓂᓯᖃᑦᑕᕐᓂᐊᓕᖅᑐᑎ ᓚᐃᓴᓐᓯᓂᑦ 2019-20 ᐅᑭᐅᐅᒃᑯᑦ ᐃᖃᓗᓕᕆᓂᕐᒥᑦ ᐱᒋᐊᖅᓯᒪᓪᓗᓂ ᔫᓐᓄᐊᕆ y 21, 2020.

ᐊᑯᑭᑦᑐ ᖃᓕᕋᓕᖏᑦ (ᓇᑖᕐᓇᐃᕐ):

1) ᐸᓐᓂᖅᑑᖅ ᐃᑭᖓᓂ ᖃᓕᕋᓕᓐᓂᑦ ᐃᖃᓗᓕᕆᓂᖅ:

- ᐸᓐᓂᖅᑑᖅ ᐆᒪᔪᕐᓂᐊᑎᒃᑯᑦ ᑲᑐᔾᔨᖃᑎᒌᖏᑦ ᑐᔅᓯᕋᓚᐅᖅᑐᑦ ᑮᓇᐅᔭᓕᐅᕋᓱᓐᓂᕐᒧᑦ ᓚᐃᓴᓐᓯᒥᑦ 2020 ᐅᑭᐅᒃᑯᑦ ᖃᓕᕋᓕᓐᓂᑦ ᐃᖃᓗᓕᕆᓂᕐᒥᑦ ᑐᓂᔭᐅᓗᓂ ᔫᓐᓄᐊᕆ 21, 2020.
- ᐃᒪᕐᒥᐅᑕᓕᕆᔨᒃᑯᑦ ᑲᑎᖃᑎᖃᓚᐅᖅᑐᑦ ᐱᔪᒪᓂᖃᖅᑐᓂᑦ ᐸᓐᓂᖅᑑᒥ ᖃᓕᕋᓕᓐᓂᐊᖅᑎᓂᑦ ᔫᓐᓄᐊᕆ 28, 2020 ᐅᖃᐅᓯᖃᖅᑐᑎ ᑎᑎᕋᕝᕕᑦ ᐊᒻᒪ ᓚᐃᓴᓐᓯᒥ ᖃᓄᐃᓐᓂᕆᒋᐊᓕᖏᑦ, ᐊᒻᒪ ᑭᐅᓗᑕ ᐃᖃᓗᒐᑏᑦ ᐊᐱᖅᑯᑎᖏᓐᓂ.

2) 2019 ᐃᒪᐃᓐᓇᕐᒥᑦ ᐃᖃᓗᓕᕆᓂᖅ:

- ᑲᑎᑦᑐᒥᑦ 9,551 mt ᐃᖃᓗᑦᑕᐅᓚᐅᖅᑐᑦ ᐅᐊᓐᓇᖓᑕ ᐱᖓᓐᓇᖓᓂ ᐊᑦᓛᓐᑎᒃ ᐃᖃᓗᓕᕆᓂᕐᒧᑦ ᑲᑐᔾᔨᖃᑎᒌᖓ (NAFO) Division 0A.
- ᑲᑎᑦᑐᒥᑦ 4,944 mt ᐃᖃᓗᑦᑕᐅᓚᐅᖅᑐᑦ NAFO ᐊᒡᒍᖅᓯᒪᓂᖓ 0B ᓄᓇᕗᒻᒥ ᓚᐃᓴᖅᓯᓂᑦ ᑎᒍᒥᐊᖅᑎᓄᑦ.

3) ᑲᓇᓐᓇᖓᓂ ᐅᑭᐅᑕᖅᑐᒥ ᐃᖅᑲᒥᐅᑕᓂ ᐃᖃᓗᓐᓂᑦ ᐅᖃᐅᔾᔨᒋᐊᖅᑏᑦ ᑲᑎᒪᔨᕋᓛᖏᑦ:

- ᐊᕐᕌᒍᑕᒫᑦ ᑲᑎᒪᓂᖓ ᑲᓇᓐᓇᖓᓂ ᐅᑭᐅᑕᖅᑐᒥ ᐃᖅᑲᒥᐅᑕᓂ ᐃᖃᓗᓐᓂᑦ ᐅᖃᐅᔾᔨᒋᐊᖅᑏᑦ ᑲᑎᒪᔨᕋᓛᖏᑦ (EAGSAC) ᐃᖃᓗᓐᓃᓛᖅᑐᑦ ᕕᕗᐊᕆ 25-26, 2020.

4) ᐃᒪᕐᒥ ᐅᒥᐊᖅᑐᖅᑎᐅᓂᕐᒧᑦ ᑲᑎᒪᔩᑦ ᓇᓗᓇᐃᒃᑯᓯᖃᓂᕐᒧᑦ:

- ᑎᓯᐱᕆᐅᑎᓪᓗᒍ 2019, SA0 ᑲᓕᕋᓕᓐᓂ ᐃᖃᓗᓕᕆᓂᕐᒧᑦ ᐱᓚᐅᖅᑐᑦ ᐃᒪᕐᒥ ᐅᒥᐊᖅᑐᖅᑎᐅᓂᕐᒧᑦ ᑲᑎᒪᔩᑦ (MSC) ᒪᑭᒪᑎᑦᑎᓂᕐᒧᑦ ᓇᓗᓇᐃᒃᑯᑕᖃᖅᓂᖅ.

ᐅᑭᐅᑕᖅᑐᒥ ᑭᖑᑉᐸᐃᑦ:

1) ᓄᓇᕗᒻᒧᑦ ᐃᖃᓗᓕᕆᓂᐅᔪᖅ ᑯᖏᑉᐸᓂᑦ ᐃᖃᓗᒐᓐᓂᐊᔪᓂᑦ ᐊᑦᑐᐊᓂᓖᑦ ᓄᓇᕗᒻᒧᑦ (2019/20):

- ᑲᑎᑦᑐᒥᑦ 2.1 mt ᐃᖃᓗᑦᑕᐅᓚᐅᖅᑐᑦ ᕿᑭᖅᑖᓗᑉ ᐊᑯᑭᑦᑐᐃᓪᓗ ᓄᓇᖓᑕ ᐃᑭᖅᓴᖓᓂ ᑲᓇᓐᓇᖓᓂ.
- ᑲᑎᑦᑐᒥᑦ 1,619 mt ᐃᖃᓗᑦᑕᐅᓚᐅᖅᑐᑦ ᕿᑭᖅᑖᓗᑉ ᐊᑯᑭᑦᑐᐃᓪᓗ ᓄᓇᖓᑕ ᐃᑭᖅᓴᖓᓂ ᐱᖓᓐᓇᖓᐊᓂ.
- ᐃᖃᓗᒐᓯᑦᑐᖃᓚᐅᖏᑦᑐᖅ ᑭᖑᑉᐸᓂᐊᕝᕕᐅᔪᒥᑦ 1.
- ᑲᑎᑦᑐᒥᑦ 34 mt ᐃᖃᓗᑦᑕᐅᓚᐅᖅᑐᑦ ᑲᓇᓐᓇᖓᓂ ᖃᐅᔨᓴᖅᑕᐅᔪᒥᑦ ᑭᓪᓕᖓ.
- ᑲᑎᑦᑐᒥᑦ 4,556 mt ᐃᖃᓗᑦᑕᐅᓚᐅᖅᑐᑦ ᐱᖓᓐᓇᖓᓂᖃᐅᔨᓴᖅᑕᐅᔪᒥᑦ ᑭᓪᓕᖓᓂ.

2) ᐅᑭᐅᑕᖅᑐᒥ ᑭᖑᑉᐸᓂ ᐅᖃᐅᔾᔨᒋᐊᖅᑏᑦ ᑲᑎᒪᔨᕋᓛᖏᑦ:

- ᐊᕐᕌᒍᑕᒫᑦ ᑲᑎᒪᓂᖓ ᐅᑭᐅᑕᖅᑐᒥ ᑭᖑᑉᐸᓂ ᐅᖃᐅᔾᔨᒋᐊᖅᑏᑦ ᑲᑎᒪᔨᕋᓛᖏᑦ (NSAC) ᑲᑎᒪᓛᖅᑐᑦ Hᐊᓕᐹᒃᔅᒥ ᒫᔅᓯ 4-5, 2020.

ᑎᑎᕋᖅᑐᖅ: ᐃᖃᓗᐃᑦ ᐊᓪᓚᕙᖓ – ᐃᒪᕐᒥᐅᑕᓕᕆᔨᒃᑯᑦ ᑲᓇᑕᒥ

ᐅᓪᓗᖓ: ᕕᕗᐊᕆ 7, 2020

ᐃᕐᓂᐅᕐᕖᑦ
ᐊᐅᓚᑦᑎᔨᐅᖃᑕᐅᓂᕐᒧᑦ
ᑲᑎᒪᔨᕋᓛᑦ

IRNIURVIIT AREA
CO-MANAGEMENT
COMMITTEE

7 ᕕᕗᐊᕆ 2020

ᓄᓇᕗᒻᒥ ᐆᒪᔪᓕᕆᔨᕐᔪᐊᒃᑯᑦ ᑲᑎᒪᔨᖏᑦ
ᐱᖓᔪᐊᓐᓂ ᖁᓖᓂ ᓇᑎᕐᒥ, ᐊᓪᓚᕕᒃᑯᑦ ᐃᒡᓗᖁᑎᖓᓂ
ᑎᑎᖃᕐᓂᐊᕐᕕᒃ 1379
ᐃᖃᓗᐃᑦ, ᓄᓇᕗᑦ X0A 0H0
ᖃᕆᑕᐅᔭᒃᑯᑦ ᑎᑎᖃᖅᑖᕕᖓᓄᑦ: tsataa@nwmb.com

ᓄᓇᕗᒻᒥ ᐆᒪᔪᓕᕆᔨᕐᔪᐊᒃᑯᑦ ᑲᑎᒪᓂᓈᓐᓇᓲᖓᓐᓂᒃ ᑲᑎᒪᓂᖓ, ᓈᓴᐅᑎᓕᒃ RM 001-2020: ᑭᖑᓪᓕᖅᐹᒥᒃ ᑎᑎᕋᖅᓯᒪᓕᖅᑐᑦ ᐊᐅᓚᑦᑎᓂᕐᒧᑦ ᐸᕐᓇᐅᑎᒃᓴᐃᑦ ᖃᖅᓴᐅᖅᑑᕐᒥᒃ ᐊᒻᒪᓗ ᐃᒃᑲᑦᑐᐊᕐᒥᒃ ᑎᖕᒥᐊᕐᕖᒃ, ᐆᒪᔪᓕᕆᔨᕐᔪᐊᒃᑯᓐᓄᑦ ᐊᖏᖅᑕᐅᔪᒃᓴᒫᑕᐅᓗᑎᒃ

ᖃᖅᓴᐅᖅᑑᕐᒥ (ᖃᓪᓗᓈᑎᑐᑦ East Bay-ᒥ) ᐊᒻᒪᓗ ᐃᑲᑦᑐᐊᑉ (Hᐃᐅᕆ ᑭᐸᓐᔅ) ᑎᖕᒥᖃᕐᕖᒃ ᓄᓇᒦᑦᑐᑦ ᓴᓪᓛᑦ ᕿᑭᖅᑖᓗᐊᓂ ᐱᓐᖑᖅᑎᑕᐅᓚᐅᖅᓯᒪᔫᑦ ᑕᒫᓂ 1959-ᖑᑎᓪᓗᒍ. ᒪᓕᒐᖅᑎᑕᐅᓂᖏᓐᓄᑦ ᑕᐃᑰᓇ ᓄᓇᕗᒻᒥ *ᓄᓇᑖᕈᑎᓂᒃ ᐊᖏᕈᑎᑎᒍᑦ, ᐃᓄᐃᑦ ᐊᒃᑐᖅᑕᐅᓯᒪᓂᖏᓐᓄᑦ ᐃᑲᔫᓯᐊᖅᑖᕈᑎᒃᓴᖏᓐᓄᑦ ᐊᖏᕈᑏᑦ ᑲᓇᑕᒥ ᐆᒪᔪᖃᕐᕕᓕᐊᕆᔭᐅᓯᒪᔪᓄᑦ ᑎᖕᒥᐊᖃᕐᕕᒋᖅᑎᑕᐅᓯᒪᔪᓂᓪᓗ ᓄᓇᕗᒻᒥ ᐃᓄᐃᑦ ᓄᓇᖏᓐᓂ (ᐃᓄᐃᑦ ᐃᑲᔫᓯᐊᒃᓴᖏᓐᓄᑦ ᐊᖏᕈᑏᑦ)* ᓯᕗᓪᓕᕐᒥ ᓴᕿᑎᑕᐅᖄᓚᐅᖅᓯᒪᔫᑦ 2006-ᖑᑎᓪᓗᒍ>, ᐊᒻᒪᓗ ᐊᖏᖃᑎᒌᒍᑕᐅᑦᑎᐊᒃᑲᓐᓂᓇᐊᓕᓚᐅᖅᓱᑎᒃ ᑕᒫᓂ 2016-ᒥ. ᓄᓇᕗᑦ ᑐᓐᖓᕕᒃᑯᑦ. ᐱᖓᓱᓂᒡᓗ ᐊᕕᒃᑐᖅᓯᒪᓂᔪᓂ ᐃᓄᐃᑦ ᑲᑐᔾᔨᖃᑎᒌᖏᑦ ᐊᒻᒪᓗ ᑲᓇᑕᐅᑉ ᒥᓂᔅᑕᖓ ᐊᕙᑎᓕᕆᔨᕐᔪᐊᑯᓐᓄᑦ (ᐊᕙᑎᓕᕆᔨᕐᔪᐊᒃᑯᑦ ᓯᓚᐅᓪᓗ ᐊᓯᔾᔨᖅᐸᓪᓕᐊᓂᖓᓄᑦ ᑲᒪᒋᔭᐅᕝᕕᖓᓂ) ᐊᑎᓕᐅᓕᓚᐅᖅᑐᑦ *ᐃᓄᐃᑦ ᐊᒃᑐᖅᑕᐅᓯᒪᓂᖏᓐᓄᑦ ᐃᑲᔫᓯᐊᖅᑖᕈᑎᒃᓴᖏᓐᓄᑦ ᐊᖏᕈᑎᓂᒃ*. ᑕᐃᒃᑯᐊ *ᐃᓄᐃᑦ ᐊᒃᑐᖅᑕᐅᓂᖏᓐᓄᑦ ᐃᑲᔫᑎᒃᓴᐃᑦ ᐊᖏᕈᑏᑦ* ᓴᕿᑎᑦᑎᓗᑕᐅᓚᐅᓇᕗᑦ ᐊᐅᓚᑦᑎᔨᐅᖃᑕᐅᔭᕆᐊᖃᕐᓂᖏᓐᓂᒃ ᐃᓄᐃᑦ ᑲᑎᒪᔨᕋᓛᑦ ᓄᓇᕗᒻᒥ ᓴᐳᓐᓂᐊᖅᑕᐅᕝᕕᒃᓴᕈᖅᑎᑕᐅᓯᒪᓂᖏᓐᓄᑦ ᓄᓇᐃᑦ.

ᐃᓄᐃᑦ ᓴᓪᓕᕐᒥᐅᑕᐃᑦ, ᑕᐃᒃᑯᐊᓗ ᐊᕙᑎᓕᕆᔨᕐᔪᐊᒃᑯᓐᓂᒃ ᓯᓚᐅᓪᓗ ᐊᓯᔾᔨᖅᐸᓪᓕᐊᓂᖓᓂ ᑲᓇᑕᒥ ᑲᒪᔨᐅᖃᑕᐅᕙᒃᑐᑦ ᐊᐅᓚᑦᑎᔨᐅᖃᑎᒌᒃᐳᑦ ᖃᖅᓴᐅᖅᑑᑉ ᐃᑲᑦᑐᐊᑉᓗ ᑎᖕᒥᐊᖃᕐᕕᖏᓂᒃ, ᑕᐃᔭᐅᓪᓗᑎᒃ ᐃᕐᓂᐅᕐᕕᒃᑯᑦ ᐊᕕᒃᑐᖅᓯᒪᓂᖏᓐᓂ ᐊᐅᓚᑦᑎᔨᐅᖃᑎᒌᖕᓂᕐᒧᑦ ᑲᑎᒪᔨᕋᓛᖏᓐᓂᒃ.

ᐃᓚᖓᓂ ᐃᕐᓂᐅᕐᕕᒃᑯᑦ ᐊᐅᓚᑦᑎᔨᐅᖃᑎᒌᒃᑐᑦ ᑲᑎᒪᔨᕋᓛᖏᑦ ᑎᓕᔭᐅᓯᒪᕗᑦ ᑎᑎᕋᖃᑦᑕᓇᐊᖅᑲᖅᑎᑕᐅᓪᓗᑎᒃ ᐊᐅᓚᑦᑎᔨᐅᓂᕐᒧᑦ ᐸᕐᓇᐅᑎᒃᓴᓇᓂᐊᖅᑕᖏᓐᓂᒃ ᑎᖕᒥᐊᖃᕐᕕᖕᓂᒃ *(ᐃᓄᐃᑦ ᐃᑲᔫᓯᐊᒃᓴᖏᓐᓄᑦ ᐊᖏᕈᑏᑦ ᒪᓕᒃᑕᐅᓗᑎᒃ ᐃᓗᓕᖏᑦ .3.2.3(b A) ᐊᒻᒪᓗ 3.5-ᒥ)*. ᐃᕐᓂᐅᕐᕕᒃᑯᑦ ᐊᐅᓚᑦᑎᔩᑦ ᑲᑎᒪᔨᕋᓛᖏᑦ ᑎᑎᕋᓚᐅᖅᑐᑦ ᑎᑎᕋᖅᐸᓪᓕᐊᓕᓴᓚᐅᖅᑕᖏᓐᓂᒃ ᐊᐅᓚᑦᑎᓂᕐᒧᑦ ᐸᕐᓇᐅᑎᒃᓴᖏᓐᓂᒃ, ᑐᑭᓯᓂᐊᖅᑕᐅᓚᐅᖅᓯᑎᒃ ᐃᓄᖕᓂᒃ ᓄᓇᓕᖕᓂ ᓴᓪᓕᓂ ᐊᓯᖏᓐᓂᓗ ᐃᓄᖕᓂᒃ ᐃᓚᒋᓯᐅᓯᐊᖅᑐᓂᒃ ᑎᑎᕋᖅᑕᐅᕙᓪᓕᐊᓂᖏᓐᓂ *(ᒪᓕᒃᑕᐅᓗᑎᒃ ᐃᓄᐃᑦ ᐃᑲᔫᓯᐊᒃᓴᖏᓐᓄᑦ ᐊᖏᕈᑎᑦ ᐃᓗᓕᖏᑦ 3.5.6)*.

ᐃᕐᓂᐅᕐᕕᒃᑯᑦ ᐊᐅᓚᑦᑎᔩᑦ ᑲᑎᒪᔨᕋᓛᖏᑦ ᑕᐃᒪᐃᑦ ᐊᑐᓕᖁᓕᖅᐳᑦ ᓄᓇᕗᒻᒥ ᐆᒪᔪᓕᕆᔨᕐᔪᐊᒃᑯᑦ ᑲᑎᒪᔨᖏᓐᓄᑦ ᐊᖏᖅᑕᐅᖁᓪᓗᒋᑦ ᑎᑎᕋᖅᓯᒪᓂᖏᑦ ᑭᖑᓪᓕᖅᐹᓇᓕᖅᑕᖅᒋᑦ ᐊᐅᓚᑦᑎᓂᕐᒧᑦ ᐸᕐᓇᐅᓯᐊᓇᓯᒪᔭᖏᓐᓂᒃ ᖃᖅᓴᐅᖅᑑᕐᒧᑦ ᐃᑲᑦᑐᐊᕐᒧᑦ ᑎᖕᒥᐊᖃᕐᕕᖕᓄᑦ, ᒪᓕᒃᑕᐅᓗᑎᒃ ᓄᓇᕗᒻᒥ

ᐆᒪᔪᓕᕆᔨᕐᔪᐊᒃᑯᑦ ᐃᓱᒪᓕᐅᖅᑎᐅᕙᖕᓂᖏᑦ ᓴᐳᓐᓂᐊᖅᑕᐅᕕᒃᓴᓂᒃᑕᐅᓯᒪᔪᓄᑦ ᑐᕌᖓᔪᓂᒃ ᐊᐅᓚᑦᑎᓂᕐᒧᑦ ᐸᕐᓇᐅᑎᓕᐊᕆᔭᐅᓯᒪᕙᒃᑐᓂᒃ (*ᐃᓄᐃᑦ ᐃᑲᔫᓯᐊᒃᓴᖏᓐᓄᑦ ᐊᖏᕈᑎᑦ ᐃᓗᓕᖏᑦ ᒪᓕᒃᑕᐅᓪᓗᑎᒃ 3.6.1*).

ᑎᑎᕋᖅᑐᖅ,,

ᓄᐊ ᑲᓪᓚᒃ
ᐃᒃᓯᕙᐅᑕᖅ, ᐃᕐᓂᐅᕐᕕᒃᑯᑦ ᐊᐅᓚᑦᑎᔨᐅᖅᑲᑎᒋᖕᓂᕐᒧᑦ ᑲᑎᒪᔨᕋᓛᖏᓐᓄᑦ

ᓇᒃᓯᐅᑎᔭᐅᓯᒪᓗᑎᒃ ᒪᑯᓂᖓ:

1. ᑎᑎᖅᑲᖏᑦ “ᖃᖅᓴᐅᖅᑑᖅᒥ ᑎᖕᒥᐊᖅᑲᕐᕕᖕᒥᒃ ᐊᐅᓚᑦᑎᓂᕐᒧᑦ ᐸᕐᓇᐅᑏᑦ: ᑭᖑᓪᓕᕐᒥ ᑎᑎᕋᖅᓯᒪᓂᖏᑦ, ᔭᓄᐊᕆ 2020”
2. ᑎᑎᖅᑲᖏᑦ “ᐃᑲᑦᑐᐊᕐᒥ ᑎᖕᒥᐊᖅᑲᕐᕕᖕᒥᒃ ᐊᐅᓚᑦᑎᓂᕐᒧᑦ ᐸᕐᓇᐅᑎᑦ: ᑭᖑᓪᓕᕐᒥ ᑎᑎᕋᖅᓯᒪᓂᖏᑦ, ᔭᓄᐊᕆ 2020”
3. ᐅᓂᒃᑳᓕᐊᑦ “ᖃᖅᓴᐅᖅᑑᖅᒥ (East Bay-ᒥ) ᐊᒻᒪᓗ ᐃᑲᑦᑐᐊᕐᒥ (Hᐃᐅᓇ ᑭᐸᓐᔅ) ᑎᖕᒥᐊᖅᑲᕐᕕᖏᓐᓂᒃ - ᑭᖑᓪᓕᖅᐸᖏᑦ ᑎᑎᕋᖅᓯᒪᓂᖏᑦ ᐊᐅᓚᑦᑎᓂᕐᒧᑦ ᐸᕐᓇᐅᑏᒃ ᓄᓇᕗᒻᒥ ᐆᒪᔪᓕᕆᔨᕐᔪᐊᒃᑯᑦ ᑲᑎᒪᔨᖏᓐᓄᑦ ᐊᖏᕈᑎᒃᓴᒫᑕᐅᓂᕐᒧᑦ”
4. ᑎᑎᖅᑲᖏᑦ “2016-ᒥᒃ 2023-ᒧᑦ ᐃᓄᐃᑦ ᐊᒃᑐᖅᑕᐅᓯᒪᓂᖏᓐᓄᑦ ᐃᑲᔫᓯᐊᖅᑖᕈᑎᒃᓴᖏᓐᓄᓪᓗ ᐊᖏᕈᑏᑦ ᑲᓇᑕᒥ ᐆᒪᔪᖅᑲᕐᕕᕈᖅᑎᑕᐅᓯᒪᓂᖏᓐᓄᑦ ᐊᒻᒪᓗ ᑎᖕᒥᐊᖅᑲᕐᕕᖑᖅᑎᑕᐅᓯᒪᔪᓄᑦ ᓄᓇᕗᒻᒥ ᐃᓄᐃᑦ ᓄᓇᑖᕐᕕᒋᓯᒪᔭᖏᓂᑦᑐᑦ”
5. ᑎᑎᖅᑲᖅᑯᑎᖏᑦ “ᑎᖕᒥᐊᖅᑲᕐᕖᖕᓂᒃ ᐊᐅᓚᑦᑎᓂᕐᒧᑦ ᐸᕐᓇᐅᑎᓂᒃ ᕿᒥᕐᕈᐊᕐᓂᕐᒧᑦ ᐅᖅᑲᐅᓯᒃᓴᖅᑲᕐᕕᐅᓂᖏᑦ ᐊᒻᒪᓗ ᑐᑭᓯᓂᐊᕈᑕᐅᓂᖏᓐᓄᑦ ᑎᑎᕋᖅᑕᐅᓯᒪᓂᖏᑦ”

ᐊᔾᔨᖏᓐᓂᒃ ᑐᔪᖅᑕᐅᓗᑎᒃ:

ᓄᓇᕗᑦ ᑐᓐᖓᕕᒃᑯᑦ ᑎᒥᖁᑎᖓᑦ: ᕿᓪᓚᒃ ᑯᓯᒐᖅ ᐊᒻᒪᓗ ᐸᑰᓪ ᓗᐃᑦ
ᑭᕙᓪᓕᕐᒥ ᐃᓄᐃᑦ ᑲᑐᔾᔨᖃᑎᒌᖏᑦ: ᒫᑎᓐ ᖃᓗᔾᔭᖅ ᐊᒻᒪᓗ ᒪᐃᑯᓪ ᑕᖅᑐ

Environment and Climate Change Canada
Environnement et Changement climatique Canada

2020

ᖃᖅᓴᐅᖅᑑᕐᒥ ᑎᖕᒥᐊᖃᕐᕕᖕᒧᑦ ᐸᕐᓇᐅᑎᑦ

[ᔭᓄᐊᕆ 2020]

ᐃᓕᑕᕆᓴᐅᔪᑦ:

ᒫᓐᓇᐅᓕᖅᑐᖅ ᓯᕗᓂᐊᒍᓪᓗ ᑲᑎᒪᔩᑦ ᑲᑎᒪᔨᐅᓚᐅᖅᑐᑦ, ᑲᑎᒪᔨᐅᓚᐅᖅᑐᓪᓗ ᐃᕐᓂᐅᕙᒃᑯᑦ ᐊᕙᒃᑐᖅᓯᒪᓂᖏᓐᓂ ᐊᐅᓚᑦᑎᔨᐅᖃᑕᐅᓂᕐᒧᑦ ᑲᑎᒪᔨᕋᓛᖏᑦ (ᐃᕐᓂᐅᕙᒃᑯᑦ ᐊᐅᓚᑦᑎᔨᐅᖃᑎᒌᑦ) ᓴᕿᑎᑦᑎᓚᐅᖅᐳᑦ ᐅᑯᓂᖓ ᐊᐅᓚᑦᑎᓂᕐᒧᑦ ᐸᕐᓇᐅᑎᒃᓴᓂᒃ. ᑲᑎᒪᔨᓕᖅᑎᓪᓗᒋᑦ ᐅᑯᐊ, ᓘᐊ ᑳᓚᒃ, ᑭᐊᕆᓐ ᐊᖑᑎᐊᓗᒃ, ᔅᔭᓐ-ᔫᕌᓐᓯᐊ ᑐᔫᐊᕐ, ᐅᐃᓕ ᐋᑕᒡᓵ, ᐋᓂ ᓂᖏᐅᖓᓐ, ᓘᐃᓴ ᑳᓚᒃ, ᐊᕐᒪᑦ ᐊᖑᑎᐊᓗᒃ, ᑎᐅᕈᓪ ᓇᑯᓛᒃ, ᐅᐃᓕ ᐃᑦᑐᖅ ᐊᒻᒪᓗ ᕋᓐᑎ ᑲᑕᓗᒃ.

ᑯᕆᔅ ᒍᕈᓯᐊᑦ Chris Grosset (ᐋᕐᓗᒃᑯᑦ ᑐᑭᓯᓂᐊᖅᑏ ᓕᒥᑎᑦ ᑲᒻᐸᓂᖓᑦ) ᐊᒻᒪᓗ ᑭᒻ ᒃᓚᒃᓴᒃ Kim Klaczek ᓴᓇᓚᐅᖅᑑᒃ ᖃᓄᐃᓕᖓᓂᖏᓐᓂᒃ ᐅᓂᒃᑳᓕᐊᑦ, ᑎᑎᕋᖅᑕᐅᓂᐊᖅᑐᓂᒡᓗ ᐃᓗᓕᕆᔭᐅᓂᐊᖅᑐᓂᒃ ᐊᒻᒪᓗ ᑎᑎᕋᖅᑕᐅᕙᓪᓕᐊᓕᕆᕐᓂᖏᓐᓂᒃ. ᓯᓴᓐ ᒥ. ᔅᑏᕙᓐᓴᓐ Susan M. Stephenson (ᑲᓇᑕᐅᑉ ᐆᒪᔪᓕᕆᔨᒃᑯᑦ) ᐊᒻᒪᓗ ᑭᐊᕙᓐ ᔾ. ᒪᑯᐊᒥᒃ Kevin J. McCormick (ᑲᓇᑕᒥ ᐆᒪᔪᓕᕆᔨᒃᑯᑦ) ᑎᑎᕋᖅᐸᓪᓕᐊᓚᐅᖅᑑᒃ ᓯᕗᓪᓕᐅᓂᖅᓴᓂᒃ ᐊᐅᓚᑦᑎᓂᕐᒧᑦ ᐸᕐᓇᐅᑎᒃᓴᓂᒃ ᑕᐃᑲᓂ ᐊᕐᕌᒍᒥ 1986. ᕌᓐ ᓂᖏᐅᖓᑦ (ᑭᕙᓪᓕᕐᒥ ᐃᓄᐃᑦ ᑲᑐᔾᔨᖃᑎᒌᑦ, ᓄᓇᓕᖓᓂ ᐃᑲᔪᖅᑎᐅᕙᒃᑐᖅ) ᐊᒻᒪᓗ ᓯᓐᑎ ᓂᖏᐅᖓᓐ (ᑑᓴᔨᒋᔭᐅᔪᖅ) ᐃᑲᔪᖃᑦᑕᓚᐅᖅᑑᒃ ᑲᔪᓯᑎᐊᕈᓐᓇᕐᓂᖏᓐᓄᑦ ᐊᐅᓚᑦᑎᔪᓐᓇᕐᓂᖏᓪᓄᓪᓗ ᐃᕐᓂᐅᕙᒃᑯᑦ ᐊᐅᓚᑦᑎᔨᐅᖃᑎᒌᖏᑦ. ᓵᓯ ᓇᐸᔪᖅ (ᑑᓵᔩᑦ ᐃᓄᒃᑎᑑᓕᖅᑐᐃᔨᖏᓐᓂᒃ) ᐃᓄᒃᑎᑑᓕᖅᑐᐃᓚᐅᖅᑐᖅ ᑕᒪᐃᓐᓂᒃ ᐃᕐᓂᐅᕙᒃᑯᑦ ᐊᐅᓚᑦᑎᔨᐅᖃᑎᒌᒃᑐᑦ ᑎᑎᖅᑯᑎᖏᓐᓂᒃ ᑕᒪᐅᖓ ᑎᑭᐅᑎᔪᓂᒃ, ᑖᒃᑯᓂᖓᓗ ᐊᐅᓚᑦᑎᓂᕐᒧᑦ ᐸᕐᓇᐅᑎᓕᐊᖑᓯᒪᔪᓂᒃ. ᔾᔨᒻ ᓕᕝᓗᐊᕐ Jim Leafloor (ᑲᓇᑕᒥ ᐆᒪᔪᓕᕆᔨᒃᑯᑦ) ᐊᒻᒪᓗ ᐹᓪ ᓴᒥᑦᓗ Paul Smith (ᐊᕙᑎᓕᕆᔨᕐᔪᐊᒃᑯᑦ ᓯᓚᐅᑉᓗ ᐊᓯᔾᔨᖅᐸᓪᓕᐊᓂᖓᓂᒃ) ᒋᐅᑦ ᑯᕆᔅᑎᓗ Grant Gilchrist (ᐊᕙᑎᓕᕆᔨᕐᔪᐊᒃᑯᑦ ᓯᓚᐅᑉᓗ ᐊᓯᔾᔨᖅᐸᓪᓕᐊᓂᖓᓄᑦ) ᖃᐅᔨᒪᔭᐅᔭᕆᐊᖃᖅᑐᓂᒃ ᑲᒪᔨᐅᕙᓚᐅᖅᑐᑦ ᐊᒻᒪᓗ ᖃᐅᔨᒪᔨᑎᑕᕆᔭᐅᓗᑎᒃ ᕿᒥᕐᕈᐊᖅᑎᒋᔭᐅᕙᓚᐅᖅᑑᒃ ᑕᒪᐃᓐᓂᒃ ᐊᐅᓚᑦᑎᔾᔪᑎᒃᓴᐃᑦ ᐸᕐᓇᐅᓯᐊᕆᔭᐅᕙᓪᓕᐊᓂᐊᖅᑐᑦ ᑲᒪᒋᔭᐅᕙᓪᓕᐊᓂᖏᓐᓂ. ᐃᕐᓂᐅᕙᒃᑯᑦ ᐊᐅᓚᑦᑎᔨᐅᖃᑎᒌᒃᑐᑦ ᐊᒻᒪᓗ ᐱᓕᕆᕙᖕᓂᑦ ᑲᓇᑕᒥ ᐆᒪᔪᓕᕆᔨᒃᑯᑦ ᖁᔭᓕᔪᒪᔪᑦ ᓄᓇᓕᖕᓂ ᓴᓪᓕᓂ ᑕᒪᐃᓐᓂᑦᑎᐊᕐᓗ ᑲᑐᔾᔨᖃᑎᒌᖑᔪᓂᒃ ᐃᓄᖕᓂᒡᓗ ᕿᒥᕐᕈᐊᖃᑦᑕᓚᐅᖅᑐᓂᒃ ᑖᒃᑯᓂᖓ ᑎᑎᕋᖅᓯᒪᓂᖏᓐᓂᒃ ᐃᓚᒋᐅᓗᑎᒃ ᐊᐅᓚᑦᑎᓂᕐᒥᒃ ᐸᕐᓇᐅᑎᓕᕆᓂᕐᒥᒃ ᑲᒪᒋᔭᐅᕙᓚᐅᖅᑐᓂᒃ.

ᐊᔾᔨᖏᑦ ᑖᒃᑯᐊ ᐸᕐᓇᐅᑏᑦ ᐊᑐᐃᓐᓇᐅᕗᑦ ᐅᕙᖓᑦ ᑐᕋᕈᒥᒃ ᖃᓪᓗᓈᑎᑐᑦ:
Environment and Climate Change Canada
Public Inquiries Centre
Fontaine Building 12th floor
200 Sacré-Coeur Blvd
Gatineau, QC. K1A 0H3
Telephone: 819-938-3860
Toll-free: 1-800-668-6767 (in Canada only)
Email: ec.enviroinfo.ec@Canada.ca

ᐊᕙᑎᓕᕆᔨᕐᔪᐊᒃᑯᑦ ᓯᓚᐅᑉᓗ ᐊᓯᔾᔨᖅᐸᓪᓕᐊᓂᖓᓄᑦ ᑲᓇᑕᒥ – ᑲᓇᑕᒥᐅᑕᓂ ᐆᒪᔪᓕᕆᔩᑦ ᐱᔨᑦᑎᕋᐃᔨᖏᑦ
ᐅᑭᐅᖅᑕᖅᑑᑉ ᐊᕙᒃᑐᖅᓯᒪᓂᖓᓂ
ᐱᖓᔪᐊᓐᓂ ᖁᓛᓂ ᓇᑎᕐᒥ, 933 ᒥᒃᕙᒃ ᐊᖅᑯᑎᖓᓂ
ᑎᑎᕐᑲᕐᓂᐊᕐᕙᒃ 1870
ᐃᖃᓗᐃᑦ, ᓄᓇᕗᑦ X0A 0H0
ᐅᖄᓚᐅᑦ: 867-975-4642

ᐊᕙᑎᓕᕆᔨᕐᔪᐊᒃᑯᑦ ᓯᓚᐅᑉᓗ ᐊᓯᔾᔨᖅᐸᓪᓕᐊᓂᖓᓄᑦ ᑲᓇᑕᐅᑉ ᓴᐳᓐᓂᐊᖅᑕᐅᓯᒪᓂᖏᑦ ᓄᓇᐃᑦ ᖃᕆᑕᐅᔭᒃᑯᑦ ᑕᑯᓂᐊᖅᑕᐅᕝᕙᖓᑦ:
https://www.Canada.ca/en/environment-climate-change/services/ᓄnational-wildlife-areas.html

ISBN ᓴᓇᔭᐅᓯᒪᓂᖓᓄᑦ ᐱᕐᑯᑏᑦ ᓈᓴᐅᑎᖓ: [ᑭᖑᓪᓕᕆᔭᐅᓕᕈᒫᖅᑐᓂ ᑭᓯᐊᓂ ᐸᕐᓇᐅᑎᒃᓴᓄᑦ ᐃᓕᔭᐅᔫᒃᓴᒦᖅ]
ᑎᑭᓴᐃᓂᕐᒧᑦ ᐊᑐᒐᒃᓴᖅ ᓈᓴᐅᑦ: [ᑭᖑᓪᓕᕆᔭᒧᑦ ᑭᓯᐊᓂ ᐃᓕᔭᐅᔫᒃᓴᒦᖅ]

ᖃᓄᖅ ᑕᐃᔭᐅᔪᓐᓇᕐᓂᖅ ᑖᒃᑯᐊ ᐅᖃᓕᒪᒐᐃᑦ:
ᐊᕙᑎᓕᕆᔨᕐᔪᐊᒃᑯᑦ ᓯᓚᐅᑉᓗ ᐊᓯᔾᔨᖅᐸᓪᓕᐊᓂᖓ ᑲᓇᑕᒥ. 2020. ᖃᖅᓴᐅᖅᑑᒥ ᑎᖕᒥᐊᖃᕐᕙᖕᒥᒃ ᐊᐅᓚᑦᑎᓂᕐᒧᑦ ᐸᕐᓇᐅᑏᑦ [ᐱᒋᐊᖅᑎᑕᐅᔪᒪᔪᕐ]. ᐊᕙᑎᓕᕆᔨᕐᔪᐊᒃᑯᑦ ᓯᓚᐅᑉᓗ ᐊᓯᔾᔨᖅᐸᓪᓕᐊᔪᓕᕆᔨᖏᑦ ᑲᓇᑕᒥ, ᑲᓇᑕᒥᐅ ᐆᒪᔪᓕᕆᔨᑦ ᐱᔨᑦᑎᕋᐃᔨᖏᑦ, ᐅᑭᐅᖅᑕᖅᑑᑉ ᐊᕙᒃᑐᖅᓯᒪᓂᖓᓂ, [ᒪᒃᐱᒐᐃᑦ ᐊᒥᓱᓂᖏᑦ] ᒪᒃᐱᒐᖅᑎᒧᑦ.

ᐊᓯᐊᒍᑦ ᑭᓯᐊᓂ ᐅᖃᐅᓯᐅᓯᒪᑦᑎᐊᕈᓂ, ᐊᔾᔨᓕᐅᕆᔪᓐᓇᖏᓚᑎᓐ ᑎᑎᖃᖁᑎᖏᓐᓂᒃ ᑖᒃᑯᓇᖓᑦ, ᑕᒪᐃᓐᓃᓪᓗᓐᓃᑦ, ᐃᓚᐃᓐᓇᖏᓐᓂᓪᓗᓐᓃᑦ, ᐱᔪᑕᐅᓂᐊᖅᑐᓂᒃ ᕿᓇᐅᔭᓕᐅᕈᑕᐅᔪᓐᓇᕐᓂᕐᒧᑦ, ᐊᒥᓯᓕᐅᕈᒪᕐᓂᕐᒧᑦ, ᓯᕗᓂᐊᒍᑦ ᑎᑎᕋᖅᓯᒪᔪᖅᑲᖏᑎᓪᓗᒍ ᐊᖏᕈᑕᐅᔪᓂᒃ, ᑕᒃᑯᓇᖓᑦ ᐊᕙᑎᓕᕆᔨᕐᔪᐊᒃᑯᑦ ᓯᓚᐅᑉᓗ ᐊᓯᔾᔨᖅᐸᓪᓕᐊᓂᖓᓂᒃ ᑲᓇᑕᒥ ᓇᖕᒥᓂᖅ ᑎᑎᕐᑯᑎᖅᑲᕐᓂᖏᓐᓄᑦ ᐊᐅᓚᑦᑎᕙᖓᓐᓂᒃ. ᐊᖏᖅᑕᐅᔪᒪᒍᕙᑦ ᐊᔾᔨᖏᓐᓂᒃ ᓴᓇᔭᐅᑎᑦᑎᔪᓐᓇᕈᒪᓂᖅ ᑲᓇᑕᐅᑉ ᒐᕙᒪᐃᑦ ᐱᕐᑎᖏᓐᓂᒃ, ᑮᓇᐅᔭᓕᐅᕈᑎᒋᔪᓪᓗᒋᑦ, ᐆᒃᑐᕈᓐᓇᖅᑐᑎᑦ ᑯᐃᓐ ᑮᒡᖅᑐᐃᔨᖓᓄᑦ ᐱᓕᕆᕙᖓ ᑎᑎᕐᑯᑎᖏᓐᓂᒃ ᐊᖏᖅᑕᐅᓯᒪᕝᕕᐅᕙᒃᑐᒥ, ᐅᖃᕐᕕᒋᓗᒋᑦ ᐅᑯᐊ ᐅᕙᓂ ᑐᕋᕈᑎᓖᑦ ᐊᕙᑎᓕᕆᔨᒃᑯᑦ, ᐃᓄᓕᒫᓂᒃ ᖃᐅᔨᒋᐊᕐᕕᐅᕐᑲᑦᑐᓂᖏᑦ, ᑯᐸᐃᒃᒥ:

Environment and Climate Change Canada
Public inquiries centre
Fontaine Building 12th floor
200 Sacré-Coeur Blvd
Gatineau, QC. K1A 0H3
Telephone: 819-938-3860
Toll-free: 1-800-668-6767 (in Canada only)
Email: ec.enviroinfo.ec@canada.ca

ᖃᖓᓃᕐᑐᖅ ᐊᔾᔨᖁᑎᖓ: © ᐊᕙᑎᓕᕆᔨᕐᔪᐊᒃᑯᑦ ᓯᓚᐅᓪᓗ ᐊᓯᔾᔨᖅᐸᓪᓕᐊᓂᖓ ᑲᓇᑕᒥ, ᔾᔮᓐ-ᕗᕌᓐᓯᐊ ᑐᕗᐊᕐ
© ᑯᐃᓐᒋᓴᖅ, ᐱᔪᓐᓇᐅᑎᖃᕐᓂᖓᓄᑦ ᑲᓇᑕᒥ, ᑭᒡᒐᖅᑐᖅᑕᐅᓪᓗᓂ ᒥᓂᔅᑕᖓᓄᑦ ᐊᕙᑎᓕᕆᔨᕐᔪᐊᒃᑯᑦ ᓯᓚᐅᓪᓗ ᐊᓯᔾᔨᖅᐸᓪᓕᐊᓂᖓᓄᕐ, 2020

Aussi disponible en français
ᐊᑐᐃᓐᓇᐅᖕᒥᔪᑦ ᐅᐃᕖᖅᑎᑐᑦ

ᐱᔾᔪᑎᒋᓪᓗᒋᑦ ᐊᕙᑎᓕᕆᔾᔪᐊᒃᑯᑦ ᓯᓚᐅᓪᓗ ᐊᓯᔾᔨᖅᐸᓪᓕᐊᓂᖓᓄᑦ ᑲᓇᑕᐅᑉ ᓴᐳᓐᓂᐊᖅᑕᐅᓯᒪᓂᖏᑦ ᓄᓇᐃᑦ ᐊᒻᒪᓗ ᐊᐅᓚᑕᐅᓂᖏᓐᓄᑦ ᐸᕐᓇᐅᑏᑦ

ᓲᓇᐅᖕᒪᑕ ᐊᕙᑎᓕᕆᔾᔪᐊᒃᑯᑦ ᓯᓚᐅᓪᓗ ᐊᓯᔾᔨᖅᐸᓪᓕᐊᓂᖓᓂᒃ ᑲᓇᑕᒥ ᓄᓇᐃᑦ ᓴᐳᓐᓂᐊᖅᑕᐅᑎᓯᒪᔭᖏᑦ?

ᑎᖕᒥᐊᖅᑲᖅᕕᐅᓕᖅᑐᑦ ᓴᐳᓐᓂᐊᖅᑕᐅᓯᒪᕗᑦ ᓴᖅᑭᑎᑕᐅᓚᐅᖅᓯᒪᔪᑦ ᒪᓕᒃᑕᐅᓪᓗᑎᒃ ᒪᓕᒐᖅᔪᐊᑦ ᑕᐃᔭᐅᔪᑦ *ᑎᖕᒥᐊᑦ ᓂᖅᑭᒃᓴᕆᔭᐅᕙᒃᑐᑦ ᑲᑎᒪᖅᔪᐊᕈᑕᐅᓂᖏᓐᓄᑦ ᒪᓕᒐᓕᐊᑦ, 1994-ᒥ,* ᐃᓂᒃᓴᖅᑲᕈᑕᐅᓪᓗᑎ ᑎᖕᒥᐊᖅᓄᑦ ᐅᑎᖅᐸᒃᑐᓄᑦ ᐊᕐᕌᒍᑕᒫᖅ ᐃᒪᕐᓄᑦ ᓄᓇᒧᓪᓗ ᓇᔪᖅᐸᒃᑕᑐᖅᑲᓇᔭᖏᓐᓄᑦ. ᐊᕙᑎᓕᕆᔾᔪᐊᒃᑯᑦ ᓯᓚᐅᓪᓗ ᐊᓯᔾᔨᖅᐸᓪᓕᐊᔪᓕᕆᔩᑦ ᑲᓇᑕᒥ ᓴᖅᑭᑎᑦᑎᕙᒃᐳᖅ ᑕᕆᐅᕐᒥ ᐃᒪᕐᒥ ᐊᒻᒪᓗ ᓄᓇᒥ ᑲᓇᑕᓕᒫᒥ ᐆᒪᔪᖅᑲᖅᕕᖕᓂᒃ ᐱᔾᔪᑕᐅᓂᕐᒧᑦ ᓴᐳᓐᓂᐊᖅᑕᐅᕝᕙᒃᓴᐃᑦ ᐃᓂᒃᓴᕆᓂᐊᖅᑕᖏᓐᓂᒃ, ᖃᐅᔨᓴᕐᕕᐅᔭᓐᓇᕐᓂᖏᓄᑦ ᐊᒻᒪᓗ ᑐᑭᓯᓇᖅᓯᑎᑕᐅᔭᓐᓇᕐᓂᖏᓐᓄᑦ ᑕᒪᒃᑯᐊ. ᑲᓇᑕᓕᒫᒥ ᐆᒪᔪᖅᑲᖅᕕᐅᑎᑕᐅᔪᑦ ᐋᖅᑮᕝᕕᐅᕙᒃᑐᑦ ᓴᐳᓐᓂᐊᖅᑕᐅᓯᒪᕝᕕᒃᓴᐅᓂᕐᒧᑦ ᑎᖕᒥᐊᖅᓄᑦ, ᐆᒪᔪᓄᑦ, ᐊᒥᓲᖏᓗᐊᓕᖅᑐᓄᑦ ᐆᒪᔪᓄᑦ, ᐱᕈᖅᑐᓄᓪᓗ, ᐊᒻᒪᓗ ᐊᓯᖏᓐᓂᒃ ᐆᒪᔪᖅᑲᖅᕕᐅᕙᒃᑐᓂᒃ, ᓇᔪᖅᑕᐅᕙᒃᑐᓂ. ᑲᓇᑕᓕᒫᒥ ᐆᒪᔪᖅᑲᖅᕕᐅᑎᑕᐅᔪᑦ ᓴᖅᑭᑎᑕᐅᓯᒪᕙᒃᑐᑦ ᒪᓕᒃᑕᐅᓪᓗᑎᒃ ᑕᐃᒃᑯᐊ ᐊᐅᓚᑦᑎᔪᓐᓇᑕᐅᔪᑦ, *ᑲᓇᑕᒥ ᐆᒪᔪᓕᕆᓂᕐᒧᑦ ᒪᓕᒐᐃᑦ* ᐊᒻᒪᓗ ᓯᕗᓕᒻᒪᕆᖕᒥ, ᐱᒻᒪᕆᐅᓂᖅᐹᖑᕙᒃᑐᒥᒡᓗ, ᓴᐳᓐᓂᐊᖅᑕᐅᓯᒪᕝᕕᒃᓴᐅᓂᕐᒧᑦ, ᐃᓂᒃᓴᕆᔭᐅᓗᑎᒃ ᐆᒪᔪᓄᑦ/ᓂᕐᔪᑎᓄᑦ.

ᖃᓄᑎᒋ ᑲᓇᑕᐅᑉ ᒐᕙᒪᒃᑯᖏᓐᓄᑦ ᐊᕙᑎᓕᕆᔾᔪᐊᒃᑯᓐᓄᑦ ᓯᓚᐅᓪᓗ ᐊᓯᔾᔨᖅᐸᓪᓕᐊᔪᓕᕆᔨᖏᓐᓄᑦ ᑲᓇᑕᒥ ᑮᓇᐅᔭᒃᓴᓂᒃᑕᐅᖅᑲᑦᑕᖅᓯᒪᓕᖅᐸᑦ ᑕᐃᒪᙵᑦ 2018-ᒥ ᐊᐅᓚᑦᑎᓂᕐᒧᑦ, ᐊᖏᒡᓕᒋᐊᖅᑕᐅᔪᓐᓇᕐᓂᖏᓐᓄᓪᓘᓐᓃᑦ ᑲᓇᑕᒥ ᐆᒪᔪᖅᑲᖅᕖᑦ, ᑎᖕᒥᐊᖅᑲᖅᕕᓗ?

ᐊᕙᑎᒥᐅᑕᓂᒃ ᐱᐅᓯᑐᖅᑲᖅᓂᒃ ᕿᒪᐃᓯᒪᑦᑎᐊᕋᓱᐊᕐᓂᖅ ᐃᓚᖅᑲᖅᐳᖅ ᑮᓇᐅᔭᒃᓴᓂᒃᑕᐅᖅᑲᑕᕐᓂᖏᓐᓂᒃ ᑕᓪᓕᒪᓄᑦ ᐊᕐᕌᒍᓄᑦ ᓅᔭᓂᑦ, $1.3 ᐱᓕᔭᓐᖏᓃᑦᑐᓂᒃ ᐃᑲᔫᑕᐅᔪᓂᒃ ᐊᕙᑎᓕᕆᔾᔪᐊᒃᑯᑦ ᐅᖓᕙᕆᐊᖅᑎᑦᑎᔪᓐᓇᕐᓂᖏᓐᓄᑦ ᓄᓇᖏᓐᓂ ᐆᒪᔪᖅᑲᖅᕕᑦ ᐊᒻᒪᓗ ᑎᖕᒥᐊᖅᑲᖅᕕᑦ ᑲᓇᑕᐅᑉ ᐊᔾᔨᒋᖏᑦᑑᑎᐅᔪᓂᒃ ᐆᒪᔪᖅᑲᖅᕕᐅᓂᕐᒧᑦ ᑐᕌᒐᕆᔪᒪᔭᖏᓂᒃ, ᐊᕙᑎᓕᕆᔾᔪᐊᒃᑯᓪᓗ ᐊᐅᓚᑦᑎᑦᑎᐊᕐᓂᖅᓴᐅᔪᒪᓂᖏᓐᓄᑦ ᓴᐳᓐᓂᐊᖅᑕᐅᓯᒪᕝᕕᒃᓴᓂᒃ.

ᐊᕙᑎᓕᕆᔾᔪᐊᒃᑯᑦ ᓴᐳᓐᓂᐊᕈᓇᕐᓂᐊᓕᖅᑐᑦ ᐊᒥᓲᓂᖅᓴᓂᒃ ᓇᔪᖅᑕᐅᔫᒃᓴᓂᒃ, ᐊᑐᒐᒃᓴᖅᓂᖅᓴᐅᓕᕐᓗᑎᒡᓗ, ᐊᑑᑎᖅᑲᑦᑎᐊᖅᑐᓂᒃ ᐊᐅᓚᑦᑎᔪᓐᓇᕐᓂᖅ ᐊᒻᒪᓗ ᓇᐅᑦᑎᖅᑐᐃᖅᑲᑕᒋᓐᓇᕐᓂᖅ ᓇᔪᒐᕆᔭᐅᓂᖏᓂᒃ ᐆᒪᔪᖅᑲᖅᕕᐅᓂᖏᓐᓂᓗ ᑕᒪᒃᑯᐊ ᓴᐳᓐᓂᐊᖅᑕᐅᓯᒪᕝᕖᑦ.

ᖃᓄᖅ ᐊᖏᑎᒋᕙᑦ ᐊᕙᑎᓕᕆᔩᒃᑯᑦ ᓯᓚᐅᓪᓗ ᐊᓯᔾᔨᖅᐸᓪᓕᐊᖓᓄᑦ ᑲᓇᑕᒥ ᓴᐳᓐᓂᐊᖅᑕᐅᓯᒪᕕᖏᑦ?

ᒫᓐᓇᐅᔪᖅ ᓴᐳᓐᓂᐊᖅᑕᐅᓯᒪᕖᑦ ᐱᓕᕆᕖᐅᔪᑦ 55-ᖏᓃᓕᖅᑐᑦ ᑲᓇᑕᓕᒫᒥ ᐆᒪᔪᖃᕐᕕᐅᑎᑕᐅᔪᓂ ᐊᒻᒪᓗ 92-ᖑᓪᓗᑎᒃ ᑎᖏᐊᖃᕐᕕᐅᔪᑦ, ᐊᖏᓂᖃᖅᑎᒋᓪᓗᑎᒃ ᓄᓇᖏᑦ ᐅᖓᑕᓃ 14 ᒥᓕᔭᓂᒃ Hᐃᐊᒃᑕᓂᒃ ᐆᒃᑐᕋᐅᑎᓕᖕᓂᒃ ᑲᓇᑕᒥ ᓇᓂᑐᐃᓐᓇᖅ.

ᓱᓇᐅᖅᒪᑕ ᐊᐅᓚᑦᑎᔾᔪᑎᒃᓴᐃᑦ ᐸᕐᓇᐅᑏᑦ?

ᐊᐅᓚᑦᑎᔪᒪᓂᕐᒧᑦ ᐸᕐᓇᐅᑏᑦ ᐱᑕᕐᑲᕐᕕᐅᕙᒃᑐᑦ ᐱᓕᕆᓗᑕᐅᔪᓐᓇᕐᓂᕐᒧᑦ, ᐊᐅᓚᑦᑎᔾᐅᔪᓄᑦ ᐃᓱᒪᓕᐅᕈᑕᐅᔭᕆᐊᓕᖕᓄᑦ. ᑐᕌᖓᕗᑦ ᐊᑐᖅᑕᐅᓂᕐᒧᑦ ᐊᕙᑎᓕᕆᔾᔪᐊᒃᑯᑦ ᓯᓚᐅᓪᓗ ᐊᓯᔾᔨᖅᐸᓪᓕᐊᓂᖓᑕ ᑲᓇᑕᐅᑉ ᐱᓕᕆᔾᖏᓐᓄᑦ ᓇᓗᓇᐃᒃᑯᑕᕆᔭᐅᓂᖅ ᐃᓱᒪᓕᐅᕈᑎᒋᔭᕆᐊᖃᕐᓂᐊᖅᑕᖏᓐᓄᑦ, ᐱᓗᐊᖅᑐᒥᒃ ᐱᔾᔪᑎᖃᖅᑐᓂᒃ ᐱᔪᓐᓇᐅᑎᑖᕐᓯᐊᕈᒪᔪᓂᒃ ᑲᒪᒋᔭᐅᕙᒃᑐᓂᒃ. ᐊᐅᓚᑦᑎᕙᖕᓂᖅ ᑐᕋᖓᕗᖅ ᐋᕿᐅᒪᑦᑎᐊᖁᓗᒋᑦ ᓴᐳᓐᓂᐊᖅᑕᐅᓯᒪᕖᑦ ᐱᓂᕐᓗᒃᑲᐅᑦᑕᐃᓕᒪᖁᓪᓗᒋᑦ ᐊᒻᒪᓗ ᐋᕿᐅᒪᑎᐊᖁᓪᓗᒋᑦ ᐱᐅᔾᔨᓂᖏᑦ ᓴᐳᓐᓂᐊᕈᑕᐅᒋᐊᓕᓚᐅᖅᑐᑦ.
ᐊᕙᑎᓕᕆᔾᔪᐊᒃᑯᑦ ᓯᓚᐅᓪᓗ ᐊᓯᔾᔨᖅᐸᓪᓕᐊᓂᖓᓄᑦ ᑲᓇᑕᒥ ᑎᑎᕋᖅᑲᑦᑕᖅᐳᑦ ᐊᐅᓚᑦᑎᓂᕐᒧᑦ ᐸᕐᓇᐅᑎᓂᒃ ᑕᒪᐃᓐᓄᒃ ᓴᐳᓐᓂᐊᖅᑕᐅᓯᒪᕖᑦᑐᓄᑦ, ᑐᑭᓯᓂᐊᕐᕕᐅᖃᑦᑕᖅᓯᑎᒃ ᐅᕙᓗᓐᓃᑦ ᓄᓇᖃᖅᑐᖃᑦ ᐃᓄᐃᑦ ᑎᑎᕋᖃᑎᒋᔭᐅᕙᒃᓯᑎᒃ ᖃᓄᐃᓕᖓᓕᖕᖓᓂᖏᓐᓂᒃ, ᐊᒻᒪᓗ ᑐᑭᓯᓂᐊᕐᕕᐅᖃᑦᑕᖅᓯᑎᒃ ᐃᓄᖁᑎᒋᔭᐅᔪᑦ ᐊᓯᖏᓪᓗ ᐃᓚᐅᖃᑦᑕᓇᐊᖅᑐᑦ. ᓄᓇᕗᒻᒥ ᓄᓇᑖᕐᕕᐅᓯᒪᓂᕐᒥ, ᐊᐅᓚᑦᑎᓂᕐᒧᑦ ᐸᕐᓇᐅᑏᑦ ᑎᑎᕋᖅᑕᐅᖃᑦᑕᖅᐳᑦ ᐃᓚᒋᔭᐅᓗᑎᒃ ᓄᓇᕗᒻᒥᐅᑦ ᐃᓄᐃᑦ.

ᐊᐅᓚᑦᑎᓂᕐᒧᑦ ᐸᕐᓇᐅᑏᑦ ᐅᓂᒃᑳᖅᓯᒪᓪᓕᑎᐊᖅᐳᑦ ᐱᓕᕆᐊᖑᔪᓐᓇᕐᓂᐊᖅᑐᓂᒃ ᐊᒻᒪᓗ ᐃᓕᑕᕆᔭᐅᓯᒪᔪᑦ ᐊᓯᖏᑦ ᐱᓕᕆᐊᖑᔪᓐᓇᖅᑐᑦ ᑭᓯᐊᓂ ᐊᑐᕐᓗᑎᒃ ᐸᕐᓇᐅᑎᓂᒃ. ᐅᓂᒃᑳᕈᓐᓇᖅᑐᑦ ᐱᐅᓯᑎᐊᖅᑕᐅᖁᔭᖏᓐᓂᒃ ᓴᐳᓐᓂᐊᖅᑕᐅᓯᒪᕖᑦ, ᐅᓂᒃᑳᖅᓯᒪᓪᓗᑎᒃ ᓇᐅᒃᑯᑦ ᐊᒻᒪᓗ ᖃᖓ ᑕᒪᒃᑯᐊ ᐱᐅᓯᑎᐊᖅᑕᐅᔭᕆᐊᓕᖕᓂᒃ ᐱᓕᕆᐊᖑᔪᓐᓇᖅᑐᑦ ᐱᓕᕆᐊᖑᒐᓱᐊᕐᒪᖔᑕ. ᐊᐅᓚᑦᑎᓂᕐᒧᑦ ᐸᕐᓇᐅᑏᑦ ᐃᓕᑕᖅᓯᓯᒪᔫᑦ ᓄᓇᖃᖅᑐᖃᑦ ᐃᓕᖅᑯᓯᖏᓐᓂᒃ ᐱᕙᓪᓕᐊᑎᑦᑎᓂᕐᒧᑦ ᐊᒻᒪᓗ ᐊᔪᖅᓴᕐᓂᖏᓐᓂᒃ ᐊᑐᖅᑕᐅᔪᓐᓇᖅᑐᓂᒃ ᐱᔭᕆᐊᖃᕐᓂᖅ. ᐊᒻᒪᑕᐅᖅ ᓯᓕ, ᖃᓄᐃᓕᐅᕈᑎᒃᓴᐃᑦ ᓴᐳᓐᓂᐊᕈᑕᐅᓂᖏᓐᓄᑦ ᐆᒪᔪᓂᒃ ᒪᓕᑦᑎᐊᓇᐊᖅᑕᒥᔪᑦ ᖃᓄᐃᑦᑐᐃᓐᓇᖅᑎᒥᒃ ᒪᓕᒍᓂᒃ ᐱᔾᔪᑎᖃᖅᑐᓂᒃ ᐆᒪᔪᓕᕆᓂᕐᒥᒃ ᑲᓇᑕᐅᑉ ᐊᕙᒃᑐᖅᓯᒪᓂᖓᓂ, ᐅᑭᐅᖅᑕᖅᑐᑉᐸᓯᐅᑉᐳᓐᓃᑦ ᐊᕙᒃᑐᖅᓯᒪᓂᖓᓂ, ᓇᓂᑲᓗᐊᖅᐸᑦ ᓴᐳᓐᓂᐊᖅᑕᐅᓯᒪᕖᒃ.

ᖃᓄᐃᑦᑑᖕᒪᑕ ᓴᐳᓐᓂᐊᖅᑕᐅᓯᒪᔪᑦ ᓄᓇᐃᑦ ᐊᐅᓚᑕᐅᕙᒃᑐᑦ?

ᐊᐅᓚᑦᑎᔾᔪᑎᑦ ᐊᑐᖅᑕᐅᕙᒃᑐᑦ ᒪᑯᓄᖓ ᓲᕐᓗ ᑐᕌᖓᓂᕐᒧᑦ, ᓇᐅᑦᑎᖅᑐᐃᕙᓪᓕᐊᖃᑦᑕᐃᓐᓇᕈᓐᓇᕐᓂᕐᒧᑦ, ᐋᕿᐅᒪᑎᑦᑎᑦᑎᐊᕈᒪᓂᕐᒧᑦ, ᐱᐅᓯᒋᐊᖅᑎᑦᑎᔪᓐᓇᕐᓂᕐᒧᑦ ᐆᒪᔪᖃᕐᕕᐅᔪᓂᒃ, ᓇᔪᖅᑕᐅᕙᖕᓂᖏᓐᓂᒡᓗ, ᐃᓛᓂᒃᑯᓪᓗ ᖃᐅᔨᓴᖅᑕᐅᖃᑕᕐᓂᖏᓐᓂᒃ, ᒪᓕᒐᕐᓂᒡᓗ ᒪᓕᒃᑕᐅᕝᕕᐅᔭᕆᐊᖃᕐᓂᖏᓐᓂᒃ ᐊᒻᒪ ᐱᖁᑎᖏᓐᓂᒃ ᐃᒡᓗᖁᑎᖏᓪᓗ ᐋᕿᐅᒪᑎᐊᕆᐊᖃᕐᓂᖏᓐᓄᑦ. ᖃᐅᔨᓴᖅᑕᐅᖃᑕᕐᓂᖏᑦᑕᐅᖅ ᐱᒻᒪᕆᐊᓘᒋᕗᑦ ᓴᐳᓐᓂᐊᖅᑕᐅᓯᒪᕝᕕᐅᔪᓂ; ᑕᐃᒪᐃᓂᖓᓄᑦ, ᐊᕙᑎᓕᕆᔨᕐᔪᐊᒃᑯᑦ ᓯᓚᐅᓪᓗ ᐊᓯᔾᔨᖅᐸᓪᓕᐊᔪᓕᕆᔩᒃᑯᑦ ᑲᓇᑕᒥ ᐱᓕᕆᔨᖏᑦ ᐱᓕᕆᐊᖅᓲᖑᕗᑦ ᐅᕝᕙᓗᓐᓃᑦ ᑐᑭᓕᐅᖅᑎᐅᕙᒃᐳᑦ ᖃᐅᔨᓴᖅᑕᐅᖃᑦᑕᕆᐊᖃᖅᑐᓂᒃ ᐃᓚᖏᓐᓂᒃ ᑕᒪᑯᐊ.

ᑎᑎᕋᖅᑕᐅᓯᒪᕙᖕᓂᖏᑦ ᑭᖑᓕᓅᒃᐸᒃᑐᑦ

ᐊᕙᑎᓕᕆᔨᕐᔪᐊᒃᑯᑦ ᓯᓚᐅᓪᓗ ᐊᓯᔾᔨᖅᐸᓪᓕᐊᔪᓕᕆᔩᒃᑯᑦ ᑲᓇᑕᒥ ᑎᑎᕋᖃᑦᑕᖅᐳᑦ ᐊᐅᓚᑦᑎᓂᕐᒧᑦ ᐸᕐᓇᐅᑎᒃᓴᓂᒃ ᑕᒪᐃᓐᓄᑦ ᑎᖕᒥᐊᖃᕐᕕᖕᓄᑦ, ᐊᐅᓚᑕᐅᔪᓂᒃ. ᑕᒪᒃᑯᐊ ᐋᕿᐅᒪᓂᖏᑦ ᐊᑐᖅᑕᐅᖃᑦᑕᕈᓐᓇᕐᒥᔪᑦ ᐊᓯᖏᓐᓄᑦ ᐱᓕᕆᕝᕕᐅᔪᓄᑦ ᒐᕙᒪᒃᑯᑦ ᓴᐳᒻᒥᑦᑎᕝᕕᖏᓐᓄᑦ ᑎᑎᕋᖃᑦᑕᕆᐊᓯᓐᓂᒃ ᐊᑐᕆᐊᖃᖅᑕᖏᑦ ᐊᐅᓚᑦᑎᓂᕐᒧᑦ ᐸᕐᓇᐅᑎᓂᒃᓴᓂᒃ, ᓯᕗᓪᓕᕐᒥ ᒪᓕᒐᖅᑎᒍᑦ ᕿᒥᕐᕈᐊᖅᑕᐅᖃᑦᑕᖅᓯᑎᒃ ᑕᓪᓕᒪᑕᒫᑦ ᐊᕐᕌᒍᐃᑦ ᓈᓴᕐᕈᖕᒪᒥᒃ, ᐊᖏᕈᑕᐅᓚᐅᖅᑎᓪᓗᒋᑦ ᓯᕗᓪᓕᕆᔭᐅᔪᑦ ᐸᕐᓇᐅᑏᑦ, ᑭᖑᓂᐊᒍᑦ ᕿᒥᕐᕈᐊᖅᑕᐅᑲᓐᓂᕈᓐᓇᖅᓯᓰᑦ ᖁᓛᑦ 10 ᐊᕐᕌᒍᐃᑦ ᓈᓴᕐᕈᖕᒪᒥ.

ᖃᐅᔨᒋᐊᑎᐊᒃᑲᓐᓂᕈᒪᔪᓄᑦ

ᖃᐅᔨᑦᑎᐊᒃᑲᓐᓂᕈᒪᒍᕕᑦ ᐱᔾᔪᑎᖃᖅᑐᓂᒃ ᐊᕙᑎᓕᕆᔨᕐᔪᐊᒃᑯᑦ ᓯᓚᐅᓪᓗ ᐊᓯᔾᔨᖅᐸᓪᓕᐊᔪᓕᕆᔩᒃᑯᑦ ᑲᓇᑕᒥ ᓴᐳᓐᓂᐊᖅᑕᐅᓯᒪᕙᖁᑎᖏᓐᓂᒃ, ᐊᑏᑐᖅ ᑕᑯᒋᐊᕐᓂᐊᖅᐸᐃᑦ ᖃᕆᑕᐅᔭᒃᑯᑦ ᑕᑯᓂᐊᖅᑕᐅᕙᖕᒪᑦ ᐅᕙᓂ https://www.Canada.ca/en/environment-climate-change/services/ᓄnational-wildlife-areas.html ᐅᕝᕙᓗᓐᓃᑦ ᐅᖃᕐᕕᒋᓗᒋᑦ ᑲᓇᑕᒥ ᐆᒪᔪᓕᕆᔨᒃᑯᑦ ᐱᔨᑦᑎᕋᐃᔨᖏ.

ᖃᖅᓴᐅᖅᑑᕐᒥ ᑎᖕᒥᐊᖃᕐᕕᒃ

ᖃᖅᓴᐅᖅᑑᕐᒥ ᑎᖕᒥᐊᖃᕐᕕᒃ (ᖃᖅᓴᐅᖅᑑᖅ) ᐃᓂᓕᒃ ᑕᐅᕙᓂ ᑲᓇᖕᓇᖅᐸᓯᖓᓂ ᓴᓪᓕᐅᑉ ᕿᑭᖅᑖᓗᐊᓂ, 35 ᑭᓛᒥᑕᓂᒃ ᐅᖓᓯᖕᓂᓕᖕᒥ, ᑭᕙᓪᓕᐅᑉ ᐊᕕᒃᑐᖅᓯᒪᓂᖓᓂ, ᓄᓇᕗᒻᒥ. ᖃᖅᓴᐅᖅᑐᕐᒥ ᑎᖕᒥᐊᖃᕐᕕᐅᓂᖅ ᐊᑕᖏᖅ, ᐃᒪᕐᒧᑦ ᑕᕆᐅᖑᓂᖓᓄᑦ 50 ᑭᓛᒥᑕᓕᖕᒧᑦ ᑕᑭᓂᓕᖕᒧᑦ, ᐊᒻᒪᓗ ᑕᒪᐃᓐᓂᑲᓴᒃ ᐊᑕᒋᓪᓗᓂ ᑕᐅᕗᖓ ᐊᑦᑎᒃᑑᑎᑕᐅᓂᖏᓐᓄᑦ ᐱᖓᖕᓇᖅᐸᓯᖓᓃᑦᑐᓄᑦ ᓄᓇᒧᑦ ᑎᑭᐅᔪᓄᑦ, ᑐᓂᕐᒥᐅᑦ ᓯᒡᔭᖅᐱᖓᑕ ᑲᖏᖅᑐᖓᓄᑦ. ᑕᒪᓐᓇ ᑎᖕᒥᐊᖃᕐᕕᐅᓂᖓ ᐃᓚᖃᕆᕗᖅ ᐅᔭᕋᑦᑖᖑᓂᕐᔪᐊᕋᑑᖕᒥᒃ (ᖃᓪᓗᓈᑎᑐᑦ Boothia Fox Shield-ᒥᒃ ᑕᐃᔭᐅᔪᓂ ᐅᔭᕋᑐᖄᓗᖏᓐᓄᑦ), ᓄᓇᒥᐅᑕᓕᐊᓘᖕᓄᑦ ᐅᒃᑯᓯᒃᓴᔭᕐᓂᒃ ᖃᑯᕐᓂᖅᓴᓂᒃ ᐅᔭᕋᕐᓂᒃ. ᐃᒪᐃᔭᓗᐊᓲᖑᖏᔅᓯᓂᓗ ᑕᒪᓐᓇ, ᖃᖃᔮᖃᕐᕕᐅᑦᑎᐊᖏᓐᓂᖓ, ᐱᕈᖅᕕᐅᓯᒪᔪᖅ ᑭᓕᕐᓇᖕᓂᒃ ᐊᑦᑎᒃᑑᑕᐅᓂᖏᓐᓂ ᓄᓇᒥ, ᐊᒥᓱᒐᓴᐅᓪᓗᑎᒃ ᐃᑲᑦᑑᑏᑦ ᑕᓯᒐᓴᐃᑦ ᑕᒫᓂ, ᐊᒻᒪᓗ ᖁᑦᑎᖕᓂᖅᓴᐅᓂᕐᑏᒪᑦ ᓯᒡᔭᐅᓂᖓ ᖃᖅᓴᐅᖅᑑᑉ ᑲᖏᖅᓱᖓ ᐱᓗᐊᖅᑐᒥᒃ ᐱᕈᖅᕕᐅᓯᒪᔪᖅ ᑭᓕᕐᓇᖕᓂᒃ ᑕᒪᓐᓇ, ᑲᖒᔭᕐᓄᓗᒃ, ᐊᒻᒪᓗ ᐊᓯᔾᔨᖏᖏᑦᑑᑎᐅᔪᓄᑦ ᑲᑭᓚᓇᖅᑯᑎᓕᒐᓴᖕᓄᑦ, ᐊᔾᔩᖏᑦᑑᑕᐅᕙᖕᒥᔪᓄᑦ. ᑕᒪᒃᑯᐊ ᑭᓕᕐᓇᐃᓐᓇᐅᓂᖏᑦ, ᐅᒃᐱᒐᖃᐅᕐᓂᖏᑦᑐ ᓄᓇᖏᑦ ᐱᑕᓕᐊᓘᕗᑦ ᑭᓕᕐᓇᖕᓂᒃ, ᑲᖒᔭᕐᓂᒃ, ᐃᕕᖕᓂᒃ ᐊᒻᒪᓗ ᓲᐳᑎᓕᖕᓂᒃ, ᕿᔪᒃᓴᔭᓕᖕᓂᒡᓗ ᐊᕙᓗᐊᓂ ᑕᓰᑦ. ᓱᕋᖅᑎᖅᓯᒪᔪᓂᒃ ᐅᒃᑯᓯᒃᓴᔭᓂᒃ ᐅᔭᕋᓂᒃ ᖃᑯᕐᓂᖅᓴᓂᒃ ᐱᑕᖃᖅᐳᖅ ᐊᑦᑎᒃᑑᑕᐅᓂᖏᓐᓂ ᓄᓇᒥ, ᑕᒪᑯᐊ ᓄᓇᐃᑦ ᖃᑭᕙᑦᑕᐊᓯᒪᓂᖏᓐᓂ ᑕᐅᕗᖓ ᖃᓂᒡᓕᕙᑦᑐᐊᔪᒥᒃ ᑐᓂᕐᒥᐅᓄᑦ. ᖃᐃᖅᑐᕐᒥᒃ ᓯᐅᕋᕕᓂᐊᓗᐃᑦ ᐊᐅᐸᔫᖅᑐᖃᖅᑐᑦᓯᑦ ᐅᔭᕋᖏᑦ (Granite ᖃᓪᓗᓈᑎᑐᑦ) ᑕᐅᕙᓂ ᑎᖕᒥᐊᖃᕕᐅᑉ ᐅᐊᖕᓇᖅᐸᓯᖓᓃᓲᖑᕗᑦ. ᒥᑭᔪᒥᒃ ᐅᔭᕋᑦᑖᖑᓃᖕᓇᕐᒥᒃ ᕿᑭᖅᑕᓕᒃ, ᑕᐃᔭᐅᔪᖅ ᕿᑭᖅᑕᑯᓗᖕᒥᒃ, ᖃᖅᓴᐅᖅᑑᑉ ᑕᓯᐅᔭᕐᔪᐊᖓᑕ ᐃᓚᖓᓂᑦᑐᖅ 5 ᑭᓛᒥᑕᓂᒃ ᐅᖓᓯᖕᓂᓕᖕᒥ ᓂᑭᐊᓂ ᓯᒡᔭᖅᐸᓯᐅᓂᕐᒥ.

1957-ᖑᑎᓪᓗᒍ, ᐊᕙᑎᓕᕆᔨᕐᔪᐊᒃᑯᑦ ᓯᓚᐅᓪᓗ ᐊᓯᔾᔨᖅᐸᓪᓕᐊᔪᓕᕆᔨᖏᑦ ᑲᓇᑕᒥ ᐅᒪᔪᓕᕆᔩᑦ, ᓴᕿᑎᑦᑎᔪᒪᓕᓚᐅᖅᑐᑦ ᑎᖕᒥᐊᖃᕐᕕᖕᒥᒃ ᖃᖅᓴᐅᖅᑑᕐᒥ ᓴᐳᓐᓂᐊᖅᑕᐅᖁᔨᓪᓗᑎᒃ ᐅᓪᓗᖃᕐᕕᐅᕙᖕᓂᖏᓐᓂᒃ/ᒪᓐᓂᖃᕐᕕᐅᕙᖕᓂᖏᓐᓂᒃ ᑲᖑᕐᓄᑦ, ᑕᐃᔅᓯᒪᓂ ᐃᓄᒋᐊᖃᑦᑕᓚᐅᖅᑎᓪᓗᒍ ᑕᐅᕙᓂ ᐅᔭᕋᕐᓂᐊᒐᒃᓴᖅᓯᐅᖅᐸᓚᐅᖅᑐᓂᒃ, ᓂᐅᕿᐊᖃᖃᑦᑕᓚᐅᕐᓂᖏᓐᓗ ᓴᓪᓕᓂ. ᐆᒪᔪᓕᕆᔩᒃᑯᑦ ᓴᕿᑎᑦᑎᓚᐅᖅᐳᑦ ᖃᖅᓴᐅᖅᑑᕐᒥ ᑎᖕᒥᐊᖃᕐᕕᖕᒥᒃ ᑕᒫᓂ 1959-ᒥ. ᓴᓪᓕᕐᒥᐅᑦ ᐃᓄᐃᑦ ᐅᓪᓗᒥᐅᓕᖅᑐᖅ ᑕᐃᒍᐃᔪᑐᖅᑲᐅᒐᒥᒃ ᑕᐅᕙᑦᓯᒥᖓ ᓄᓇᒥᒃ “ᖃᖅᓴᐅᖅᑑᕐᒥ” ᑐᑭᓕᖕᒥᒃ “ᒪᕐᕉᖕᓂᒃ ᖃᖅᓴᐅᖅᑕᖃᓚᐅᕐᓂᖓᓂᒃ” ᐊᒥᓲᖃᑦᑕᕐᓂᖏᓐᓄᑦ ᖃᖅᓴᐅᑦ ᐅᓪᓗᖃᓲᖑᓂᖏᑦ, ᐅᐊᖕᓇᖅᐸᓯᐅᓂᖓᓂ ᑎᖕᒥᐊᖃᕐᕕᐅᑉ. ᐃᕐᓂᐅᕐᕕᒃᑯᑦ ᐊᐅᓚᑦᑎᔩᐅᖅᑕᐅᓂᕐᒧᑦ ᑲᑎᒪᔨᕋᓛᖏᑦ ᐱᒋᐊᖅᑎᑦᑎᓚᐅᖅᑐᑦ ᐃᓕᑕᕆᔭᐅᖁᔨᓂᖅ ᑕᐃᔭᐅᓂᖓᓂᒃ ᐊᑐᓕᖁᔨᓪᓗᑎᒃ ᑎᖕᒥᐊᖃᕐᕕᖕᒥᒃ 2015-ᒥ ᐊᑐᕈᒪᓪᓗᑎᒃ ᐃᓄᐃᑦ ᐱᐅᓯᑐᖃᕐᒥᒍᑦ ᑕᐃᖃᑦᑕᐃᓐᓇᖅᑕᖏᓐᓂᒃ ᓄᓇᒥᒃ ᑎᖕᒥᐊᖃᕐᕕᖕᒥ ᖃᖅᓴᐅᖅᑑᒥᒃ.

ᐱᒻᒪᕆᐅᓂᖓ ᖃᖅᓴᐅᖅᑰᑉ ᑎᖕᒥᐊᖃᕐᕕᖓᑕ

ᒫᓐᓇᓵᖅ ᑎᖕᒥᓲᒃᑯᑦ ᖁᓚᐅᑦᑕᐅᓗᑎᒃ ᐊᔾᔨᓕᐅᖅᑕᐅᓵᓚᐅᕐᓂᖏᑦ ᓄᓇᖏᑦ ᑕᐅᕙᓂ ᖃᓂᒋᔭᖏᓂᓪᓗ ᑐᑭᓕᐅᕈᑕᐅᓚᐅᖅᑐᑦ ᓇᓚᐅᑦᑖᖅᑕᐅᓂᖏᑦ ᑎᖕᒥᐊᖃᕐᕕᐅᓂᖏᑦ, ᐅᓪᓗᖃᕐᕕᐅᓂᖏᓐᓂᓪᓗ ᐊᒥᓲᓂᖃᕐᓂᖅ ᑕᒫᓂ 234,000-ᓂᒃ ᑲᖑᕐᓂᒃ (ᖃᓂᒋᔭᖏᓃᑦᑐᓂᒃ ᑕᒫᓂ ~2% ᐳᓴᓐᑎᓂᒃ ᒥᑭᔫᑎᐅᓂᖅᓴᐃᑦ ᑲᖑᐃᑦ ᓇᓂᑐᐃᓐᓇᑦᑎᐊᖅ ᐱᑕᖃᓲᖑᓂᖏᓐᓂᒃ ᑲᓇᑕᐅᓪᓗ ᓄᓈᓗᐊᑕ ᕿᑎᖅᐸᓯᐊᓃᖃᑕᕐᒥᔪᓂᒃ). ᓇᓚᐅᑖᖅᑕᐅᓯᒪᒋᕚᑦ ᑕᒫᓃᓐᓂᖅ 5,000 ᐅᓪᓗᖃᓲᖑᓂᖏᑦ ᓂᕐᓕᕐᓇᐃᑦ Atlantic brant (3% ᐳᓴᓐᑎᖏᓃᑦᑐᓂᒃ ᐱᑕᖃᖅᐸᓚᐅᖅᑐᓂᒃ ᑭᓯᐊᓂ ᒫᓐᓇᐅᓕᖅᑐᖅ ᖃᐅᔨᒪᔭᐅᔪᓐᓃᖅᑐᑦ ᖃᓄᑎᒋ ᐱᑕᖃᓲᖑᓕᕐᒪᖔᑕ. ᐊᑕᐅᓯᖅ ᑕᐃᒪ ᒥᑎᖅᑕᖃᕐᓂᖅᐹᑦᑎᐊᖑᔪᖅ ᑲᓇᑕᐅᑉ ᐅᑭᐅᖅᑕᖅᑐᖅᐸᓯᖓ, ᕿᑭᖅᑕᑯᓗᖕᒥ. ᐊᕐᕋᒍᒐᓴᐅᓕᖅᑐᓂ, ᐃᑰᓂᒃᑯᑦ ᑕᒫᓃᖃᑦᑕᖅᓯᒪᔪᑦ 8,000-ᖏᓐᓂ ᒥᑏᑦ ᕿᑭᖅᑕᑯᓗᖕᒥ, ᐊᒥᓲᓂᖅᐹᕆᔭᐅᕙᒃᑐᓂᒃ 5% ᐳᓴᓐᑎᖏᓃᑦᑐᑦ *ᐅᑭᐅᖅᑕᖅᑐᕐᒥᐅᑦ* ᒥᑎᑦ ᑕᐅᕙᓂ. ᓄᓇᐃᑦ ᖃᖃᔮᖃᖏᓂᖏᑦ ᑎᖕᒥᐊᖃᕐᕕᖕᒥ ᑕᐃᔅᓯᒪᓂ ᐊᒥᔅᓲᓂᖅᐸᑦᑎᐊᕐᓂᒃ ᓯᒡᔭᕆᐊᕐᔪᖃᕐᕕᐅᕙᓚᐅᖅᑐᖅ, ᑎᑎᕋᖅᑕᐅᓯᒪᔪᓂᒃ ᖃᐅᔨᒪᔭᐅᓗᑎᒃ ᑲᓇᑕᓕᒫᑦ ᐅᑭᐅᖅᑕᖅᑐᖅᐸᓯᐅᓂᖓ (ᓲᕐᓗ ᑕᒪᒃᑯᓂᖓ, ᓴᐅᕐᕋᕐᓂᒃ, /ᑐᕝᕕᑎᑎᓂᒃ/ /ᓯᒡᔭᕆᐊᕐᔪᖕᓂᒃ ᐊᒻᒪᓗ ᓯᒡᔭᕆᐊᕐᔪᐊᕐᓂᒃ).

ᐅᖓᑕᓃᑉᐸᒃᑐᑦ 90ᑦ ᐊᔾᔨᒌᖏᑦᑑᑏᑦ ᑎᖕᒥᐊᒐᓴᐅᖃᑕᖅᑐᑦ ᑕᑯᔭᐅᖃᑕᖅᑐᑦ ᑎᑎᕋᖅᑕᐅᖃᑦᑕᖅᓯᒪᔪᓪᓗ ᑎᖕᒥᐊᖃᕐᕕᖓᑕ ᑕᒫᓂ. ᐱᑕᖃᕋᒃᐳᑦ ᑕᒪᒃᑯᐊ ᖃᖅᓴᐅᑦ ᐊᒻᒪᓗ ᖃᖅᓴᐅᑐᑦ (ᐱᖃᑎᖏᑦ ᐸᓯFᐃᒃᒥᑕᐅᓂᕋᖅᑕᐅᕙᒃᑐᑦ), ᓂᕐᓕᕐᓇᐃᓪᓗ (Cackling goose-ᖑᓂᕋᖅᑕᐅᔪᑦ), ᐃᕿᒡᒐᒋᐊᕐᔪᐃᓪᓗ, ᓇᐅᔭᕐᔪᐊᓪᓗ, ᐃᔅᓱᖓᐃᑦ ᓂᐸᖏᐊᑦ, ᐱᖃᑎᖏᓪᓗ ᐃᔅᓱᖓᐃᑦ, ᓯᒡᔭᕆᐊᓪᓗ, ᓴᕐᕙᕐᔪᐊᓪᓗ, ᒥᑏᓪᓗ ᕿᖓᓖᑦ, ᐊᒡᒌᓪᓗ, ᖁᒡᔪᐃᓪᓗ ᐊᒻᒪᓗ ᐃᒥᖅᑯᑕᐃᓚᐃᑦ. ᐅᑭᐅᖅᑕᖅᑰᓂᕐᒥ ᐅᓪᓗᖃᓲᖑᓂᖏᑦ ᓯᒃᓯᖅᐸᓯᐅᓂᕐᒦᓯᑦ ᑎᖕᒥᐊᖃᕐᕕᒧᐊᖅᑕᖅ, ᐅᐊᖕᓇᖅᐸᓯᖕᒧᖓᐅᕙᓪᓕᐊᓂᖏᓐᓂ ᐊᒻᒪᓗ ᐅᑎᖅᐸᓪᓕᐊᓕᕌᖓᒥᒃ ᓂᒋᐊᓄᑦ.

ᐆᒪᔪᐃᑦ ᐊᒥᓲᖏᓗᐊᓕᖅᑐᑦ 22-ᖑᔪᑦ (ᑎᑎᕋᖅᑕᐅᓯᒪᓕᖅᑐᑦ ᐊᑐᖅᑕᐅᓗᑎᑦ *ᐆᒪᔪᐃᑦ ᐊᒥᓲᖏᓗᐊᓕᕐᓂᖏᓐᓄᑦ ᒪᓕᒐᐃᑦ* ᐅᕝᕙᓗᓐᓃᑦ ᖃᐅᔨᓴᖅᑕᐅᓯᒪᓂᖏᓐᓄᑦ COSEWIC-ᑯᓐᓄᑦ-ᑲᓇᑕᒥ ᑲᑎᒪᔨᕋᓛᓄᑦ ᖃᓄᐃᓕᖓᓂᖏᓐᓄᑦ ᐊᒥᓲᔪᓐᓃᖅᐸᓪᓕᐊᓂᕋᖅᑕᐅᓯᒪᔪᑦ ᐆᒪᔪᐃᑦ, ᖃᐅᔨᒪᔭᐅᓪᓗᑎᒃ ᐱᑕᖃᕋᓱᒋᔭᐅᓪᓗᑎᒡᓗᓐᓃᑦ ᖃᖅᓴᐅᖅᑰᑉ ᑎᖕᒥᐊᖃᕐᕕᖓᓂᒋᔭᖏᓐᓂ, ᐊᕐᕋᒎᑉᐸᓐᓂ ᐃᓚᐃᓐᓇᕋᒍᐊᖓᓂ. ᑎᖕᒥᐊᖅᕝᕕᒃᑕᐅᖅ ᐱᒻᒪᕆᐅᔫᒐᖅ ᑎᑭᓯᒪᕝᕕᐅᕙᖕᓂᖓᓄᑦ ᓇᓄᕐᓄᑦ, ᓇᐹᖅᑐᖃᑦᑐᕐᒥᐅᑕᐅᔪᓄᑦ ᑐᒃᑐᓄᑦ, ᕿᓇᓗᒐᓕᕐᓗᓐᓂ, ᐊᐃᕕᕐᓄᓪᓗ.

ᐊᑯᓂᐊᓗᒃ ᑕᒪᓐᓇ ᐃᓄᖕᓄᑦ ᓄᓇᖓᑦ ᐊᑐᖅᑕᐃᖃᑦᑕᐃᓐᓇᖅᑐᖅ ᑎᖕᒥᐊᕐᕕᒃ. ᐱᐅᓯᑐᖃᕐᒥᒍᑦ ᐃᓄᐃᑦ ᑕᒪᐅᖓᐅᖏᓐᓇᖅᐳᑦ ᓇᑦᑎᖅᓯᐅᕐᓂᕐᒧᑦ, ᐊᐃᕝᕙᖕᓂᐊᕐᓂᕐᒧᑦ, ᕿᓇᓗᒐᖅᓯᐅᕐᓂᕐᒧᑦ, ᒥᑭᒋᐊᕐᓂᐊᖃᑦᑕᕐᓂᕐᒧᓗ ᑎᓇᒐᓂᐊᕐᓂᖅ. ᐊᒥᓱᒐᓴᐅᖕᒥᔪᑦ ᖃᐅᔨᓴᖅᑏᑦ ᐃᓄᕐᓇᐃᕋᓂᐊᐃᑦ ᐊᒻᒪᓗ ᐃᓕᖅᑯᓯᑐᖃᕐᒥᓂᒃ ᕿᒪᕝᕕᐅᓯᒪᔪᑦ ᐱᖁᑎᕕᓂᑐᖃᕐᓂᖏᑦ ᑎᖕᒥᐊᖃᕐᕕᖕᒥ, ᑭᓯᐊᓂ ᐊᑕᐅᓯᕐᒧᑦ ᐃᓕᑕᕆᔭᐅᓯᒪᔪᑎᒍᑦ ᑎᑎᖅᑯᑎᖃᖅᐳᖅ

ᑕᒪᒃᑯᓇᖓᑦ. ᖃᖅᓴᐅᖅᑑᕐᒥ ᑎᖕᒥᐊᖃᕐᕕᒃᑕᐅᖅ ᑎᑭᑕᐅᓴᕋᐃᓐᓂᖅᓴᐅᕙᒃᑐᖅ ᐅᑭᐅᒃᑯᑦ, ᓴᓪᓕᕐᒥᐅᓪᓗ ᖃᑯᑎᒃᑯᑦ ᑕᐅᕗᖓ ᓇᓐᓂᐊᖃᑦᑕᖅᓯᒪᓪᓗᑎᒃ ᐊᒻᒪᓗ ᐊᐅᓛᕈᔾᔨᖃᑦᑕᖅᓱᑎᒃ ᐊᖑᓇᓱᒋᐊᕈᔾᔭᐅᖅᑕᖅᑐᓂᒃ ᐊᑭᓖᕙᒃᑐᓂᒃ ᑕᐅᕗᖓ.

ᐊᐅᓚᑦᑎᔨᐅᖃᑕᐅᓂᖏᑦ ᐊᒻᒪᓗ ᐊᖏᕈᑕᐅᔭᕆᐊᓖᑦ ᑲᒪᒋᔭᐅᕙᖕᓂᖏᑦ

ᒪᓕᒃᑕᐅᔭᕆᐊᖃᕐᓂᖏᓐᓄᑦ ᓄᓇᕗᒻᒥ ᐊᖏᕈᑏᑦ, ᐃᓄᐃᑦ ᐊᒃᑐᖅᑕᐅᓯᒪᓂᖏᓐᓄᑦ ᐃᑲᔫᓯᐊᖅᑖᕈᑎᒃᓴᖏᓐᓄᓪᓗ ᐊᖏᕈᑎᑦ ᑲᓇᑕᓕᒫᒥ ᐆᒪᔪᖃᕐᕕᖕᓄᑦ ᐊᒻᒪᓗ ᑎᖕᒥᐊᖃᕐᕕᓕᖅᑐᓄᑦ ᓄᓇᕗᑦ ᐃᓗᐊᓂ ᓄᓇᑖᕐᕕᐅᓯᒪᓂᕐᒥ, (ᐃᓄᐃᑦ ᐃᑲᔫᓯᐊᒃᓴᖏᓐᓄᑦ ᐊᖏᕈᑏᑦ) ᓯᕗᓪᓕᕐᒥ ᐱᔭᕇᖅᑕᐅᖄᓚᐅᖅᑐᑦ 2006-ᖑᑎᓪᓗᒍ, ᐊᑐᖅᑕᐅᓚᐅᖅᑐᓂᒃ 7-ᓄᑦ ᐊᕐᕌᒍᓄᑦ, ᐊᖏᖃᑎᒌᑦᑎᐊᒃᑲᓐᓂᕋᓱᓕᓚᐅᓇᑦᑐᑎᒃ 7-ᑲᓐᓂᐅᓂᐊᓕᕐᒥᔪᓄᑦ ᐊᕐᕋᒍᓄᑦ. ᒪᓕᒐᐃᑦ ᐊᕕᒃᑐᖅᓯᒪᓂᖏᑦ 3-ᖑᓃᑦᑐᑦ (ᐱᔾᔪᑎᖃᖅᑐᑦ ᐊᐅᓚᑦᑎᔨᐅᖃᑕᐅᔪᓂᒃ) ᑕᒪᒃᑯᓂᖓ ᐃᓄᐃᑦ ᐃᑲᔫᓯᐊᒃᓴᖏᓐᓄᑦ ᐊᖏᕈᑎᑦ ᑎᑎᖅᑲᐃ ᐅᖃᖅᓯᒪᔪᖃᖅᐳᑦ ᒪᑯᓂᖓ ᑐᕌᒐᖃᕐᓂᖏᓐᓂᒃ:

a) ᐋᕿᐅᒪᑦᑎᐊᖅᑐᓂᒃ ᐊᐅᓚᑦᑎᔨᐅᖃᑎᖃᖅᑐᑎᒃ ᓄᓇᕗᒻᒥ ᐆᒪᔪᖃᕐᕕᐅᔪᓂᒃ ᑎᖕᒥᐊᖃᕐᕕᖕᓂ; ᑖᒃᑯᐊ ᐃᓅᖅᑯᑎᖏᑦ ᐊᒻᒪᓗ ᐆᒪᔪᓕᕆᔨᒃᑯᑦ, ᒪᓕᒃᑕᐅᑦᑎᐊᕐᓗᑎᒃ ᓄᓇᕗᒻᒥ ᓄᓇᑖᕈᑏᑦ ᐊᖏᕈᑎᖏᑦ ᐊᒻᒪᓗ ᐱᓗᐊᖅᑐᒥᒃ ᑎᑎᕋᖅᓯᒪᓂᖏᑦ ᑕᐃᑲᓂ 9-ᒥ, 5-ᒥᓗ;
b) ᐃᓱᒪᓕᐅᖅᑎᐅᖃᑕᕐᓗᑎᒃ ᓄᓇᕗᒻᒥ ᐆᒪᔪᖃᕐᕕᖕᓄᑦ ᑎᖕᒥᐊᖃᕐᕕᖕᓄᓪᓗ ᐱᒻᒪᕆᐅᔪᓂᒃ ᑐᑭᐅᓯᒪᑦᑎᐊᖃᑦᑕᕐᓗᑎᒃ ᐊᑐᕈᓐᓇᕐᓗᑎᒃ ᐃᓄᐃᑦ ᖃᐅᔨᒪᔭᑐᖃᖏᓐᓂᒃ; ᐊᒻᒪᓗ
c) ᓄᓇᓖᑦ ᐃᓄᐃᑦ ᐃᓚᒋᔭᐅᖃᑕᕐᓗᑎᒃ ᐸᕐᓇᐃᕙᖕᓂᕐᒧᑦ ᐊᐅᓚᑦᑎᔨᐅᖃᑕᐅᓂᕐᒧᓪᓗ ᓄᓇᕗᒻᒥ ᐆᒪᔪᖃᕐᕕᖕᓂᒃ ᐊᒻᒪᓗ ᑎᖕᒥᐊᖃᕐᕕᖕᓂᒃ.

ᑲᓇᑕᒥ ᐆᒪᔪᓕᕆᔨᒃᑯᑦ ᐊᐅᓚᑦᑎᕙᒃᑐᑦ ᖃᖅᓴᐅᖅᑑᕐᒥ ᑎᖕᒥᐊᖃᕐᕕᖕᒥᒃ ᐃᓚᒋᑦᑐᓂᒋᑦ ᐃᕐᓂᐅᕕᒃᑯᑦ ᐊᕕᒃᑐᖅᓯᒪᓂᖏᓐᓄᑦ ᐊᐅᓚᑦᑎᔨᐅᖃᑕᐅᓂᕐᒧᑦ ᑲᑎᒪᔨᕌᖓᓂ (ᐃᕐᓂᐅᕕᒃᑯᑦ ᐊᐅᓚᑦᑎᔨᐅᖃᑕᐅᓂᕐᒧᑦ ᑲᑎᒪᔨᕌᑦ) ᓴᓪᓕᓂ, ᓄᓇᕗᑦ. ᐊᕕᒃᑐᖅᓯᒪᓂᖏᓐᓄᑦ ᐊᐅᓚᑦᑎᔨᐅᖃᑕᐅᔪᑦ ᑲᑎᒪᔨᕌᑦ ᐅᖃᐅᔾᔨᒋᐊᖅᑎᐅᕙᒃᑐᑦ ᑕᒪᐃᓐᓂᑦᑎᐊᖅ ᐱᔾᔪᑎᖃᖅᑐᓂᒃ ᑎᖕᒥᐊᖃᕐᕕᐅᑉ ᐊᐅᓚᑕᐅᓂᖓᓂᒃ, ᑕᒪᐃᓐᓂᓪᓗ ᐱᒻᒪᕆᐅᔪᓂᒃ ᐊᑐᐊᒐᓕᕆᓂᕐᒥᒃ ᐃᓱᒪᓕᐅᕈᑕᐅᔭᕆᐊᖃᖅᑐᓂᒃ ᐊᑐᐃᓐᓇᐅᑎᑦᑎᓂᕐᒥᒃ ᑎᖕᒥᐊᖃᕐᕕᖕᒥᒃ. ᑕᒪᓐᓇ ᐱᖅᓯᐅᔾᔨᕙᖅ ᐅᖃᐅᔾᔨᒋᐊᖅᑎᐅᖃᑕᐅᓂᖏᓐᓂᒃ ᐊᐅᓚᑦᑎᓂᕐᒧᑦ ᐸᕐᓇᐅᑎᓕᕆᓂᕐᒥᒃ, ᑲᒪᐃᓂᕐᒥᒃ ᐱᔪᓐᓇᐅᑎᑖᕋᓱᒃᑐᓂᒃ ᐆᒃᑐᕈᑎᓂᒃ, ᖃᓄᑐᐃᓐᓇᖅ ᖃᐅᔨᓴᖅᑕᐅᓂᖏᑦ ᑎᖕᒥᐊᖃᕐᕕᖕᒥᒃ, ᐊᐅᓚᑕᐅᓂᖓᓄᑦ ᓴᐳᓐᓂᐊᖅᑕᐅᓂᖓᓂᓗ ᐆᒪᔪᐃᑦ, ᐆᒪᔪᖃᕐᕕᐅᓂᖓᓂᓗ, ᐊᒻᒪᓗ ᓄᓇᐃᑦ ᐊᑐᖅᑕᐅᕙᖕᓂᖏᓐᓂᒃ ᑎᑭᓯᒪᔪᓄᑦ. ᐃᕐᓂᐅᕕᒃᑯᑦ ᐱᖓᓲᔪᖅᑐᓂᒃ 6-ᓂᒃ ᑲᑎᒪᔨᖃᖅᐳᑦ, ᐱᖓᓱᑦ ᑎᒃᑯᐊᖅᑕᐅᓯᒪᓪᓗᑎᒃ ᑭᕙᓪᓕᕐᒥ ᐃᓄᐃᑦ ᑲᑐᔾᔨᖅᑎᖏᓐᓄᑦ, ᐱᖓᓱᓪᓗ ᑎᒃᑯᐊᖅᑕᐅᓯᒪᓪᓗᑎᒃ ᑲᓇᑕᐅᑉ ᒥᓂᔅᑕᖓᓄᑦ ᐊᕙᑎᓕᕆᓂᕐᒧᑦ. ᑕᓪᓕᒪᐃᑦ ᑲᑎᒪᔩᑦ ᓴᓪᓕᕐᒥᐅᑕᐅᕗᑦ ᐊᔪᖅᓇᖏᑦᑕᕆᐊᖏᓪᓗ ᑎᒃᑯᐊᖅᑕᐅᓯᒪᔪᖃᖅᐸᒃᑐᖅ ᓄᓇᓕᖕᓂ ᓄᓇᓕᓐᓂᒃ ᓄᓇᒥᐅᑕᓕᓐᓂᒃᓗ ᑲᑎᒪᔨᕋᓂᒃ; ᐊᒥᐊᒃᑯᖓᑦ ᑲᑎᒪᔨᐅᔪᖅ ᐆᒪᔪᓕᕆᔨᒃᑯᓐᓂᒃ ᐱᓕᕆᐅᕙᒃᑐᖅ.

ᒪᓕᒃᑕᐅᓪᓗᑎᒃ ᐃᓄᐃᑦ ᐃᑲᔫᓯᐊᒃᓴᖏᓐᓄᑦ ᐊᖏᕈᑏᑦ, ᐃᕐᓂᐅᕐᕕᒃᑯᑦ ᐊᐅᓚᑦᑎᔨᐅᖃᑕᐅᔪᑦ ᑎᑎᕋᓚᐅᖅᑐᑦ ᐊᐅᓚᑦᑎᓂᕐᒧᑦ ᐸᕐᓇᐅᑎᓂᒃ ᖃᖅᓴᐅᖅᑑᑉ ᑎᖕᒥᐊᖃᕐᕕᖓᓂᒃ, ᐃᓄᐃᑦ ᑐᑭᓯᓂᐊᕐᕕᐅᖃᑕᖅᓱᑎᒃ, ᐊᒻᒪᓗ ᑭᕙᓪᓕᕐᒥᐅᑦ ᐃᓄᐃᑦ ᑲᑐᔾᔨᖃᑎᒌᖏᑦ, ᑐᓐᖓᕕᒃᑯᓐᓂᓪᓗ ᐊᒻᒪᓗ ᓄᓇᓕᖕᓂᒃ ᐃᓄᖕᓂᒃ ᐃᓚᐅᔪᒪᔪᓂᒃ ᓴᓪᓕᓂ. ᐊᐅᓚᑦᑎᔨᐅᖃᑕᐅᔪᑦ ᑲᑎᒪᔨᕋᓛᖏᑦ ᐊᑐᓕᖁᔭᓕᐅᕐᓂᐊᖅᐳᑦ ᐱᔭᕇᖅᑕᐅᓯᒪᓕᖅᑐᓂᒃ ᐊᐅᓚᑦᑎᓂᕐᒧᑦ ᐸᕐᓇᐅᑎᓂᒃ ᑕᐃᒃᑯᓄᖓ ᓄᓇᕗᒻᒥ ᐆᒪᔪᓕᕆᔨᕐᔪᐊᒃᑯᑦ ᑲᑎᒪᔨᖏᓐᓄᑦ (ᐆᒪᔪᓕᕆᔨᕐᔪᐊᒃᑯᑦ) ᐊᖏᖅᑕᐅᖁᓗᒋᑦ ᐊᑐᕐᓗᑎᒃ ᐃᓗᓕᖏᓐᓃᑦᑐᓂᒃ *5.2.34(c)-ᒥ* ᐊᒻᒪᓗ *5.3.16-ᖓᓂ ᓄᓇᕗᒻᒥ ᓄᓇᑖᕈᑎᓂᒃ ᐊᖏᕈᑎᓂᒃ.* ᐊᐅᓚᑦᑎᔨᐅᖃᑕᐅᓂᕐᒧᑦ ᑲᑎᒪᔨᕋᓛᑦ ᑐᓂᓯᓂᐊᖅᐳᑦ ᑭᕙᓪᓕᕐᒥ ᐃᓄᐃᑦ ᑲᑐᔾᔨᖃᑎᒌᖏᓐᓄᑦ, ᑐᓐᖓᕕᒃᑯᓐᓄᓪᓗ, ᐊᔾᔨᖏᓐᓂᒃ ᐱᔭᕇᖅᑕᐅᓯᒪᔪᓂᒃ ᐊᐅᓚᑦᑎᓂᕐᒧᑦ ᐸᕐᓇᐅᑎᓂᒃ, ᑐᔪᐃᓂᐊᓕᕈᑎᒃ ᐸᕐᓇᐅᑎᓕᐊᕆᔭᒥᓂᒃ ᓄᓇᕗᒻᒥ ᐆᒪᔪᓕᕆᔨᕐᔪᐊᒃᑯᓐᓄᑦ (ᐊᑐᕐᓗᑎᒃ ᐃᓄᐃᑦ *ᐃᑲᔫᓯᐊᓴᖏᓐᓄᑦ ᐊᖏᕈᑏᑦ 3.6.2).* ᒪᓕᒡᓗᑎᒃ ᐃᓱᒪᓕᐅᖅᑎᐅᔪᓐᓈᕐᓂᖏᓐᓂᒃ ᐱᔪᓐᓇᕐᓂᖏᑦ ᐊᑖᒍᑦ ᓄᓇᕗᒻᒥ *ᓄᓇᑖᕈᑎᑎᒍᑦ ᐊᖏᕈᑎᒃᑯᑦ*, ᐆᒪᔪᓕᕆᔨᕐᔪᐊᒃᑯᑦ ᐅᕝᕙᓗᓐᓃᑦ ᒥᓂᔅᑕᐅᔪᖅ ᐊᖏᕈᑎᖃᖏᑉᐸᑦ, ᑕᒪᐃᓐᓂᒃ, ᐃᓚᐃᓐᓇᖏᓐᓂᓪᓗᓐᓃᑦ, ᑕᐃᒃᑯᓂᖓ ᐸᕐᓇᐅᓯᐊᓂᒃ, ᐊᒻᒪᓗ ᐅᑎᖅᑎᑕᐅᒍᑎᒃ ᐊᐅᓚᑦᑎᔨᖃᑕᐅᔪᑦ ᑲᑎᒪᔨᕋᓛᖏᓐᓄᑦ, ᐃᓱᒪᒃᓴᖅᓯᐅᕈᑕᐅᑦᑎᐊᑲᓐᓂᖁᔭᐅᓗᑎᒃ, ᐃᓱᒪᒃᓴᖅᓯᐅᕈᑎᐊᒃᑲᓐᓂᓇᐊᖃᕐᓂᐊᖅᑐᑦ ᐊᐅᓚᑦᑎᓂᕐᒧᑦ ᐸᕐᓇᐅᓯᐊᑦ ᑐᓂᔭᐅᒃᑲᓐᓂᓇᐊᖃᕐᓂᐊᕐᒪᑕ ᑭᖑᓪᓕᕐᒥᒃ ᐃᓱᒪᓕᐅᕈᑕᐅᑲᓂᓇᐊᖃᕐᓂᕐᒧᑦ ᐆᒪᔪᓕᕆᔨᕐᔪᐊᒃᑯᓐᓄᑦ ᐊᖏᖅᑕᐅᔪᓐᓇᕐᓂᖅ. ᒥᓂᔅᑕᐅᔪᖅ ᐊᖏᕈᑎᖃᖅᐸᑦ ᐊᐅᓚᑦᑎᔨᖃᑕᐅᔪᑦ ᐸᕐᓇᐅᑎᒃᓴᓕᐊᕆᓯᒪᔭᖏᓂᒃ, ᒥᓂᔅᑕᐅᔪᖅ ᑲᔪᓯᑎᑦᑎᒋᐊᕈᓐᓇᖅᐳᖅ ᑕᒪᐃᓐᓂᒃ ᐃᓗᓕᖏᓐᓂᒃ ᐱᔭᒃᓴᓂᒃᑕᐅᓯᒪᔪᓂᒃ, ᐊᑐᓕᖅᑎᑦᑎᕙᓪᓕᐊᔪᓂᓗ.

ᑐᑭᓯᓇᑦᑎᐊᒃᑲᓐᓂᖁᓗᒍ, ᖃᐅᔨᒪᔭᐅᓕ ᐱᑕᖃᖅᑐᖃᓐᖏᒪᑦ ᑖᒃᑯᓇᓂ ᐊᐅᓚᑦᑎᓂᕐᒧᑦ ᐸᕐᓇᐅᑎᓃᑦᑐᓂᒃ ᑎᑎᕋᖅᓯᒪᔪᖃᕐᓂᖅ, ᐊᑐᓕᖅᑎᑦᑎᑕᐃᓕᒪᓂᕋᐃᔪᒥᒃ, ᖁᔭᓈᖅᓯᔾᔪᑕᐅᓂᕋᐃᔪᒥᓪᓗᓐᓃᑦ ᑕᐃᒃᑯᓂᖓ ᓴᐳᓐᓂᐊᕈᑕᐅᕚᓂᒃᓯᒪᔪᓂᒃ ᐃᓕᑕᕆᔭᐅᓯᒪᔪᓂ ᒫᓐᓇᐅᔪᖅ ᓄᓇᖃᖅᑐᑐᖃᐅᔪᓄᑦ ᓄᓇᑖᕈᑎᖃᖅᑐᓄᓪᓗ ᐱᔪᓐᓇᐅᑎᖃᕐᕕᐅᔪᓂᒃ ᐃᓄᖁᑎᖏᓐᓄᑦ ᑲᓇᑕᒥ ᐃᓕᑕᕆᔭᐅᓯᒫᓂᖕᒪᑕ, ᐊᖏᕈᑕᐅᓯᒪᑦᑎᐊᖅᓱᑎᒃ ᐱᔪᓐᓇᐅᑎᒋᔭᖏᑦ *ᒪᓕᒐᕐᔪᐊᖅᑎᒍᑦ ᑲᓇᑕᒥ ᐃᓗᓕᖏᓐᓂᒃ 35-ᒥ ᑲᓇᑕᐅᑉ ᒪᓕᒐᕐᔪᐊᖁᑎᖏᓐᓂ, 1982-ᒥ.*

ᒪᒃᐱᒐᐃᑦ ᖃᓄᐃᓕᖓᓂᖏᑦ

ᑎᑎᕋᖅᑕᐅᓂᖏᑦ ᐊᕙᒃᑐᓯᒪᔪᓂᒃ ᑕᑯᑎᑦᑎᔾᔪᑎᑦ xi
ᑎᑎᕋᖅᓯᒪᓂᖏᑦ ᑕᑯᔭᒃᓴᐃᑦ xi
ᑎᑎᕋᖅᓯᒪᓂᖏᑦ ᓇᐃᓪᓕᒋᐊᖅᑕᐅᓯᒪᔪᑦ ᑎᑎᖅᑲᐃᑦ ᖃᓪᓗᓈᑎᑐᑦ xii
1 ᐅᖃᐅᓯᐅᑦᑎᐊᖅᓂᖏᑦ ᓴᐳᓐᓂᐊᖅᑕᐅᓯᒪᔪᑦ ᓄᓇᐃᑦ 1
1.1 ᐊᕙᒃᑐᖅᓯᒪᓂᖓᑕ ᖃᓄᐃᓕᖓᓂᖓ 9
1.2 ᖃᓄᖅ ᐱᕙᓪᓕᐊᓚᐅᖅᒪᖔᑦ 10
1.3 ᓄᓇᖅᑯᑎᒋᔭᐅᓂᖏᑦ ᐊᒻᒪᓗ ᐊᑐᖅᑕᐅᔪᓐᓇᖅᓂᖏᑦ 11
1.4 ᐃᓪᓗᖅᑯᑎᒋᔭᐅᔪᑦ ᐱᖅᑯᑏᓪᓗ 13
2 ᐊᕕᑎᖏᑦ ᐊᕕᑎᒥᐅᑕᖃᖅᓂᖏᓪᓗ 15
2.1 ᓄᓇᒥᐅᑕᐃᓪᓗ ᑕᕆᐅᖅᒥᓗ ᐃᒪᖅᒥᐅᑕᐃᑦ ᐆᒪᔪᖃᖅᕚᑦ 15
2.2 ᑎᖕᒥᐊᑦ 17
2.2.1 ᑲᖑᐃᑦ 17
2.2.2 ᒥᑏᓐ 21
2.2.3 ᓯᓪᔭᖅᐸᓯᖕᒥᐅᑕᐃᑦ ᓯᓪᔭᕿᓇᐊᒐᓚᐃᑦ 22
2.2.4 ᐊᓯᖏᑦ ᐃᒪᐅᓂᖅᒦᓲᑦ ᑎᖕᒥᐊᑦ 22
2.3 ᐊᓯᖏᑦ ᐆᒪᔪᐃᑦ 23
2.3.1 ᓄᓇᒥᐅᑕᐃᑦ ᐆᒪᔪᐃᑦ ᓂᖅᔪᑏᑦ ᐊᒫᒪᒃᑎᑦᑎᓲᑦ ᐱᐊᕋᖅᒥᓂᒃ 23
2.3.2 ᑕᕆᐅᖅᒥᐅᑕᐃᑦ ᐆᒪᔪᐃᑦ 24
2.3.3 ᑕᕆᐅᖑᖏᓐᓂᖅᒥ ᑕᓯᖅᒥᐅᑕᐃᑦ ᑕᕆᐅᖅᒥᐅᑕᐃᓪᓗ ᐃᖅᑲᓗᑲᓴᐃᑦ 24
2.4 ᐱᕈᖅᑐᖃᖅᓂᖓ ᓄᓇ 25
2.5 ᐆᒪᔪᐃᑦ ᐊᒥᓲᖏᓗᐊᓕᖅᑐᑦ 25
2.6 ᑕᒫᓂᖅᒥᐅᑕᑐᖃᐅᓐᖏᑦᑐᑦ ᐆᒪᔪᐃᑦ/ᖁᑉᐱᕐᕈᐃᓗᓐᓈᑦ, ᐱᕈᖅᑐᓪᓗᓐᓈᑦ ᐱᑕᖃᖅᓂᖏᑦ 29
3 ᐃᓕᖅᑯᓯᑐᖃᒥᒍᑦ ᐊᑐᓚᕆᔭᐅᕙᖕᓂᖏᑦ ᓄᓇᒥᐅᑦᑕᐃ 30
3.1 ᐃᓕᖅᑯᓯᑐᖃᒥᒍᑦ ᓄᓇᒥ ᐱᖅᑯᑎᕗᓃᑦ ᐊᑐᖅᑕᐅᕙᓚᐅᖅᓂᖏᑦ ᑐᑭᖃᖅᓂᖏᓄᓪᓗ ᖃᐅᔨᓴᖅᑕᐅᓯᒪᔪᑦ 30
3.2 ᑕᐃᒪᖓᓂᒃ ᐃᓄᐃᑦ ᐊᑐᖃᑦᑕᖅᓂᖏᑦ ᓄᓇᒥᒃ 31
3.3 ᒫᓐᓇᐅᓕᖅᑐᖅ ᐃᓄᐃᑦ ᐊᑐᖃᑦᑕᖅᓂᖏᑦ ᓄᓇᒥᒃ 36
4 ᑐᕌᒐᕆᔭᐅᔪᑦ ᐊᒻᒪᓗ ᐱᔭᕇᖅᑕᐅᔪᒪᔪᑦ 38
4.1 ᑕᐅᑐᒐᕆᔭᐅᔪᑦ 38
4.2 ᑐᕌᒐᕆᔭᐅᔪᑦ ᐊᒻᒪᓗ ᐱᔭᕇᖅᑕᐅᔪᒪᔪᑦ 38
5 ᐊᐅᓚᑦᑎᓂᖅᒥᒃ ᐃᓯᒪᒃᓴᖅᓯᐅᕈᑎᒃᓴᐃᑦ 42
6 ᐊᐅᓚᑦᑎᔨᐅᓂᖅᒧᑦ ᖃᓄᐃᓕᐅᕈᑎᒃᓴᐃᑦ 49
6.1 ᐱᐅᓯᑐᖃᒥᒍᑦ ᓄᓇᒥᐅᑕᓂᒃ ᐊᐅᓚᑦᑎᓂᖅ 49
6.1.1 ᐱᐅᓯᕆᔭᒥᒍᑦ ᐊᒻᒪᓗ ᐃᓄᖅᑯᑎᖏᓄᑦ ᐊᑐᖅᑕᐅᖃᐃᓐᓇᖅᓂᖏᑦ 49
6.1.2 ᐆᒪᔪᖃᖅᕚᑦ ᐱᒻᒪᕆᐅᔪᑦ ᐃᓄᖕᓄᑦ 50
6.1.3 ᐃᓄᐃᑦ ᑕᐅᕙᓂ ᑕᐃᒎᓯᑐᖃᖏᑦ ᓄᓇᒧᑦ ᐃᒪᖅᓄᓪᓗ 51
6.2 ᐆᒪᔪᓕᕆᓂᖅᒥᒃ ᐊᒻᒪᓗ ᐆᒪᔪᖃᖅᕕᐅᕙᖕᓂᖏᓐᓂᒃ ᐊᐅᓚᑦᑎᓂᖅ 51

6.2.1 ᐊᓯᔾᔨᖅᑕᐅᓂᖓ ᐃᓕᑕᕆᔭᐅᓯᒪᔪᖅ ᖃᓄᐃᑦᑑᓂᖓᓂ ᓴᐳᓐᓂᐊᖅᓯᒪᕝᕕᐅᓂᖅ 51
6.2.2 ᐊᒥᓲᓗᐊᓕᕐᓂᖏᑦ ᑲᖑᐃᑦ 52
6.2.3 ᒥᑎᖃᕐᕚᑦ 53
6.2.4 ᐆᒪᔪᐃᑦ ᐊᒥᓲᖏᓗᐊᓕᕐᓂᖏᑦ 53
6.2.5 ᑕᒫᓂᕐᒥᐅᑕᑐᖃᐅᓐᖏᑦᑐᑦ ᐆᒪᔪᐃᑦ/ᖁᑉᐱᕐᕈᐃᑦᑐᓐᓃᑦ ᐱᕈᖅᑐᑦᑐᓐᓃᑦ ᐱᑕᖃᕐᓂᖏᑦ 53
6.2.6 ᐊᖑᓇᓱᒃᐸᖕᓂᖅ 54
6.2.7 ᑎᖕᒥᓲᑦ ᐃᖏᕐᕋᕙᖕᓂᖏᑦ ᑕᐅᕙᓂ 54
6.2.8 ᑕᓇᐅᕐᒥ ᐅᒥᐊᖅᑐᕐᓂᖅ/ᐅᒥᐊᕐᔪᐊᖃᕐᓂᖅ 55
6.3 ᓇᐅᑦᑎᖅᑐᐃᔭᖅᑐᕐᕕᐅᖃᑦᑕᓂᖏᑦ ᖃᐅᔨᓴᕐᕕᐅᕙᖕᓂᖏᓪᓗ 56
6.4 ᐃᓄᖁᑎᒋᔭᐅᔪᓂᒃ ᖃᐅᔨᒪᑎᑦᑎᓂᖅᓴᐅᔭᕆᐊᖃᕐᓂᖅ ᐊᒻᒪᓗ ᖃᐅᒪᔭᐅᔭᕆᐊᓕᖕᓂᒃ ᐊᐅᓚᑦᑎᕙᖕᓂᖅ 57
6.4.1 ᓄᓇᓖᑦ ᐅᔾᔨᕈᓱᖕᓂᖅᓴᐅᔪᓐᓇᕐᓂᖏᑦ ᑐᑭᓯᐅᒪᔭᕆᐊᖃᕐᓂᖏᓪᓗ 57
6.4.2 ᐃᓄᖁᑎᒋᔭᐅᔪᑦ ᐅᔾᔨᕈᓱᖕᓂᖅᓴᐅᖅᑕᐅᔪᓐᓇᕐᓂᖏᑦ 58
6.4.3 ᐃᓕᓐᓂᐊᖅᑐᓄᑦ ᑐᕋᖓᔪᑦ ᐱᓕᕆᐊᒃᓴᐃᑦ 59
6.4.4 ᓂᐅᕿᐊᕐᓂᒃ ᐳᓚᕋᑦᑐᓕᕆᓂᕐᒥᒃ ᐱᓕᕆᐊᖃᕐᓂᖅ 60
6.4.5 ᓄᓇᒥᑕᖅᑐᖅᓯᒪᕙᖕᓂᖏᑦ ᑕᕐᒫᕐᕕᖕᓂ 60
6.4.6 ᐃᓄᖕᓄᑦ ᐱᖁᑎᒋᔭᐅᔪᑦ ᓄᓇᐃᑦ 61
6.4.7 ᒪᓕᒐᓕᔭᐅᔪᓂᒃ ᒪᓕᒃᑕᐅᑲᐃᖃᑦᑕᕐᓂᖏᑦ 62
6.4.8 ᐊᕕᒃᑐᖅᓯᒪᓂᖏᓐᓂ ᖃᓄᐃᓕᐅᕈᑕᐅᕙᒃᑐᑦ ᐱᒋᐊᖅᑎᑕᐅᓯᒪᓕᖅᑐᓪᓗ 63
7 ᐊᖏᕈᑕᐅᓯᒪᔭᕆᐊᓖᑦ ᐱᓕᕆᐊᒃᓴᐃᑦ, ᐊᔪᕐᓇᖅᑎᑕᐅᔪᑦ ᐱᓕᕆᐊᕕᐅᔪᓐᓇᕐᓂᕐᒧᑦ ᐊᒻᒪᓗ ᐊᔪᖅᑎᑕᐅᔪᑦ ᑎᑭᓯᒪᕕᐅᔪᓐᓇᕐᓂᖏᓐᓄᑦ 64
7.1 ᐊᐅᓚᑦᑎᔨᓄᑦ ᐊᖏᖅᑕᐅᓯᒪᔭᕆᐊᓖᑦ 65
7.1.1 ᐊᖏᖅᑕᐅᖃᑦᑕᕐᓂᖏᑦ ᐱᔪᓐᓇᐅᑏᑦ 65
7.1.2 ᓄᓇᕗᒻᒥ ᐃᓄᐃᑦ ᐱᓕᕆᔪᓐᓇᕐᓂᖏᑦ ᐱᔪᓐᓇᐅᑎᖃᖏᓪᓗᑎᒃ 66
7.1.3 ᓄᓇᕗᒻᒥᐅᑦ ᐃᓄᐃᑦ ᐱᓕᕆᐊᕆᔪᓐᓇᖅᑕᖏᑦ ᑭᓯᐊᓂ ᐱᔪᓐᓇᐅᑎᖃᕈᑎᒃ 67
7.1.4 ᐃᓄᓪᓚᕆᐅᖏᑦᑐᓄᑦ ᐱᓕᕆᐊᖃᕈᓐᓇᕐᓂᖏᑦ ᐱᔪᓐᓇᐅᑎᖃᖏᓗᑎᒃ 67
7.1.5 ᐃᓄᓪᓚᕆᐅᖏᑦᑐᑦ ᐱᓕᕆᔪᓐᓇᕐᓂᖏᑦ ᐊᖏᖅᑕᐅᔪᓐᓇᖅᑐᑦ ᑭᓯᐊᓂ ᐱᔪᓐᓇᐅᑎᖃᕐᓗᑎᒃ 67
7.1.6 ᐱᓕᕆᔪᓐᓇᕐᓂᖅ ᐊᖏᖅᑕᐅᓯᒪᔪᑦ ᐱᔪᓐᓇᐅᑎᖃᕐᓗᑎᒃ ᐃᓄᖕᓄᑦ ᐱᖁᑎᒋᔭᐅᔪᓂ ᓄᓇᓂ 68
7.1.7 ᑲᓇᑕᒥ ᐱᔪᓐᓇᐅᑎᓂᒃ ᐱᓇᓱᐊᖃᑦᑕᕈᓐᓇᕐᓂᕐᒧᑦ ᐱᐅᓯᕆᔭᐅᕙᒃᑐᑦ ᐊᑐᖅᑕᐅᔭᕆᐊᓖᑦ..68
7.2 ᐊᓯᖏᑦ ᑲᓇᑕᐅᑉ ᒐᕙᒪᒃᑯᖏᓐᓄᑦ ᐊᒻᒪᓗ ᓄᓇᕗᑦ ᒐᕙᒪᖏᓐᓄᑦ ᐊᖏᕈᑕᐅᕙᒃᑐᑦ ᐊᒻᒪᓗ ᐱᔪᓐᓇᐅᑎᐅᕙᖕᒥᔪᑦ 69
8 ᓄᓇᖏᑦ ᑎᖕᒥᐊᖃᕐᕕᐅᑉ ᖃᓄᐃᓕᐅᕐᕕᐅᓂᖏᓐᓄᑦ ᑕᐃᔭᐅᓂᖏᑦ ᐃᓕᑕᕆᔭᐅᓯᒪᓂᖏᓪᓗ 71
9 ᐋᓂᖅᑕᐅᑦᑕᐃᓕᒪᑎᑦᑎᓂᖅ, ᐋᓂᐊᖅᑐᓕᕆᓂᖅ ᐊᒻᒪᓗ ᐅᓗᕆᐊᓇᖅᑐᓕᕆᓂᖅ 77
9.1 ᓄᕙᖕᓈᓘᔭᖅᑐᖅ ᐋᓂᐊᓕᕈᑕᐅᕙᖕᓂᖅ ᒥᑎᕐᓄᑦ 78
9.2 ᓇᓄᐃᑦ ᑐᖅᑯᑕᐅᕙᖕᓂᖏᑦ 78
10 ᐊᑐᓕᖅᑎᑦᑎᕙᓪᓕᐊᓂᖅ 79
11 ᐸᕐᓇᐅᑏᑦ ᐊᑐᓕᖅᑎᑕᐅᓂᖏᑦ 81
11.1 ᐊᐅᓚᑦᑎᓂᕐᒧᑦ ᐸᕐᓇᐅᑏᑦ ᐋᕿᒋᐊᖅᑕᐅᔭᕆᐊᖃᕐᓂᖏᑦ 84
11.2 ᐊᐅᓚᑦᑎᔨᐅᔪᓐᓇᕐᓂᕐᒧᑦ ᑎᓕᔭᐅᓯᒪᔪᑦ 84
12 ᐱᓕᕆᖃᑎᒌᑦᑎᐊᕈᓐᓇᕐᓂᖅ 85
12.1 ᐃᓄᐃᑦ ᐊᒻᒪᓗ ᒐᕙᒪᐃᑦ ᐱᓕᕆᖃᑎᒌᒍᓐᓇᕐᓂᖏᑦ 85

12.2 ᓄᓇᕗᑦ ᒐᕙᒪᐃᑦ.....85
13 ᐅᖃᓕᒫᒐᓕᐊᕆᓯᒪᔭᖏᓐᓂᒃ ᑐᑭᓯᓂᐊᕐᕕᐅᓯᒪᔪᑦ.....87
ᑎᑎᖅᑲᐃᑦ ᐃᓚᒃᑲᓐᓂᖏᑦ.....92
ᑎᑎᖅᑲᐃᑦ ᐃᓚᒃᑲᓐᓂᖏᑦ A: ᒪᓕᒐᖅᑎᒍᑦ ᐅᓂᒃᑳᖅᑕᐅᑦᑎᐊᕐᓂᖏᑦ ᓄᓇᐃᑦ ᓇᓈᓐᓂᖏᑦ.....93

ᑎᑎᕋᖅᑕᐅᓂᖏᑦ ᐊᑲᒃᑐᓯᒪᔪᓂᒃ ᑕᑯᑎᑦᑎᔾᔪᑏᑦ

ᐊᑲᒃᑐᖅᓯᒪᔪᓂᒃ ᑕᑯᑎᑦᑎᔾᔪᑦ 1: ᖃᖅᓴᐅᖅᑑᕐᒥ ᑎᖕᒥᐊᖃᕐᕕᖕᒥᒃ ᓇᐃᓈᖅᓯᒪᔪᓂᒃ ᖃᐅᔨᒪᑎᑦᑎᒋᐊᕈᑏᑦ 3

ᐊᑲᒃᑐᖅᓯᒪᔪᓂᒃ ᑕᑯᑎᑦᑎᔾᔪᑦ 2: ᐊᑲᒃᑐᖅᓯᒪᓂᖕᖓᑕ ᖃᓄᐃᓕᖕᖓᓂᖏᑦ ᐊᒻᒪ ᐆᒪᔪᖃᕐᓂᖏᑦ ᐊᕙᓗᐊᓂ ᓇᓗᓇᐃᒃᑯᑦᑎᖅᑕᐅᓯᒪᓂᖏᑦ ᑎᖕᒥᐊᖃᕐᕕᖕᒥ 10

ᐊᑲᒃᑐᖅᓯᒪᔪᓂᒃ ᑕᑯᑎᑦᑎᔾᔪᑦ 3: ᐃᒡᓗᕐᑯᑎᒋᔭᐅᔪᑦ ᐱᕐᑯᑏᓪᓗ ᑎᖕᒥᐊᖃᕐᕕᖕᒥ 13

ᐊᑲᒃᑐᖅᓯᒪᔪᓂᒃ ᑕᑯᑎᑦᑎᔾᔪᑦ 4: ᐆᒪᔪᐃᑦ ᐊᒥᓲᖕᒋᓗᐊᓕᕐᓂᖏᑦ ᑎᖕᒥᐊᖃᕐᕕᖕᒥ 26

ᐊᑲᒃᑐᖅᓯᒪᔪᓂᒃ ᑕᑯᑎᑦᑎᔾᔪᑦ 5: ᐃᓄᐃᑦ ᐃᓕᖅᑯᓯᑐᖃᖏᓐᓂᒃ ᑕᐃᒎᓯᑦ ᓄᓇᓂᒃ ᐃᒪᕐᓂᓗᓐᓃᑦ ᑎᖕᒥᐊᖃᕐᕕᖕᒥ (ᐋᕿᒋᐊᖅᑕᐅᑦᑎᐊᖅᑲᓐᓂᖅᑐᑦ ᐃᓄᐃᑦ ᐱᐅᓯᑐᖃᖏᓐᓂᒃ ᐸᐸᑦᑎᔨᒃᑯᑦ ᑎᑎᖃᕐᑯᑎᖏᓐᓂᒃ) 33

ᐊᑲᒃᑐᖅᓯᒪᔪᓂᒃ ᑕᑯᑎᑦᑎᔾᔪᑦ 6: ᐊᐅᓚᑦᑎᓂᕐᒧᑦ ᑐᕌᒐᕆᔭᐅᔪᑦ ᐊᒻᒪ ᐱᔭᕇᖅᑕᐅᔪᒪᔪᑦ 39

ᐊᑲᒃᑐᖅᓯᒪᔪᓂᒃ ᑕᑯᑎᑦᑎᔾᔪᑦ 7: ᓇᐃᓈᖅᑕᐅᓯᒪᔪᑦ ᐊᐅᓚᑦᑎᓂᖏᓐᓂᒃ ᐃᓱᒪᒃᓴᖅᐅᓯᕈᑎᒃᓴᐃᓪᓗ ᐊᒻᒪ ᖃᓄᐃᓕᐅᕈᑎᒃᓴᖏᓂᒃ 46

ᐊᑲᒃᑐᖅᓯᒪᔪᓂᒃ ᑕᑯᑎᑦᑎᔾᔪᑦ 8: ᒪᓕᒐᕆᔭᐅᔪᑦ ᖃᓄᐃᓕᖕᖓᔭᕆᐊᖃᕐᓂᖏᓐᓄᑦ ᑎᒃᑯᐊᖅᑕᐅᔪᓐᓇᕐᓂᐊᕈᓂ ᖃᖅᓴᐅᖅᑑᖅ ᑲᓇᑕᓕᒫᒥ ᐆᒪᔪᖃᕐᕕᐅᓂᕐᒧᑦ 72

ᐊᑲᒃᑐᖅᓯᒪᔪᓂᒃ ᑕᑯᑎᑦᑎᔾᔪᑦ 9: ᓇᐃᓈᖅᑕᐅᓯᒪᔪᑦ ᖃᐅᔨᓴᖅᑎᐅᓚᐅᖅᑐᑦ ᓇᐅᑦᑎᖅᑐᐃᔭᖅᑐᖃᑦᑕᖅᓯᒪᔪᓪᓗ ᑎᖕᒥᐊᖃᕐᕕᖕᒥᒃ 74

ᐊᑲᒃᑐᖅᓯᒪᔪᓂᒃ ᑕᑯᑎᑦᑎᔾᔪᑦ 10: ᑕᓪᓕᒪᓄᑦ ᐊᕐᕌᒍᓄᑦ ᐊᐅᓚᑦᑎᓂᕐᒧᑦ ᐸᕐᓇᐅᑎᒃᓴᓂᒃ ᐊᑐᓕᖅᑎᑦᑎᕙᓪᓕᐊᓂᖅ .. 82

ᑎᑎᕋᖅᓯᒪᓂᖏᑦ ᑕᑯᔭᒃᓴᐃᑦ

ᑕᑯᔭᒃᓴᖅ 1: ᐃᓂᖓ ᑎᖕᒥᐊᖃᕐᕕᐅᑉ ᐊᒻᒪ ᐃᓄᐃᑦ ᐅᖃᐅᓯᑐᖄᒧᑦ ᓄᓇᐃᑦ ᑕᐃᔭᐅᓂᖏᑦ (ᐱᔭᐅᓯᒪᔪᑦ ᐃᓄᐃᑦ ᐱᐅᓯᑐᖃᖏᓐᓂᒃ ᐸᐸᑦᑎᔩᑦ ᑎᑎᖃᕐᑯᑎᖏᓐᓂᒃ). 8

ᑕᑯᔭᒃᓴᖅ 2: ᐃᓄᐃᑦ ᓄᓇᕐᑯᑎᒋᔭᖏᑦ ᐃᓗᐊᓂ ᑎᖕᒥᐊᖃᕐᕕᐅᑉ. 12

ᑕᑯᔭᒃᓴᖅ 3: ᓇᔪᒐᕆᔭᐅᓗᐊᑕᖃᑕᕐᓂᖏᓐᓂᒃ ᐊᑲᒃᑐᖅᑕᐅᓯᒪᓂᖏᑦ ᑎᖕᒥᐊᖃᕐᕕᐅᑉ (ᒪᓕᒃᑕᐅᓯᒪᓪᓗᑎᒃ ᐱᓕᕆᓚᐅᖅᑐᑦ Fᐋᓐᑏᓐ ᐊᒻᒪ ᒫᓗᕆ-Fontaine and Mallory, 2011). 16

ᑕᑯᔭᒃᓴᖅ 4: ᐃᓄᐃᑦ ᖃᐅᔨᒪᔭᑐᖃᖏᑦ ᓇᓃᓲᖑᓂᖏᓐᓄᑦ ᑲᖑᐃᑦ ᑎᖕᒥᐊᖃᕐᕕᐅᓂᕐᒥᒃ (ᒪᓕᒃᑐᑦ ᑳᑕᐸ, ᐱᓕᕆᖃᑎᖏᓪᓗ-Carter et al. 2018-ᒥ ᖃᐅᔨᓴᕐᓂᕕᓂᖏᓐᓂᒃ). ᐱᑕᖃᕐᕕᐅᓂᖏᑦ ᓴᕿᐅᒪᔪᑦ ᑕᒪᐃᓐᓂᒃ ᐃᓄᐃᑦ ᖃᐅᔨᒪᔭᑐᖏᓐᓂᒃ ᒪᓕᒃᓯᑎᒃ 21-ᓂᒃ ᐃᓄᖕᓂᒃ ᐃᓚᖃᓚᐅᕐᒪᑕ. 19

ᑕᑯᔭᒃᓴᖅ 5: ᑲᖑᐃᑦ ᐅᓪᓗᖃᕐᕕᖏᑦᑕ ᓇᓅᓐᓂᖏᑦ ᑐᑭᓕᐅᖅᑕᐅᓗᑎᒃ 2014-ᒥ ᓴᓪᓕᐅᑉ ᖁᑭᖅᑕᓗᐊᓂᒃ ᖁᓚᐅᑦᑎᓪᓗᑎᒃ ᖃᐅᔨᓴᖅᑕᐅᓂᖏᓐᓂ ᐊᔾᔨᓕᐅᖅᑕᐅᓚᐅᖅᑐᓂᒃ. 20

ᑕᑯᔭᒃᓴᖅ 6: ᑕᐃᒪᖓᓂᒃ ᐃᓄᐃᑦ ᐊᑐᖃᑦᑕᕐᓂᖏᑦ ᓄᓇᒥᒃ ᓴᓪᓕᐅᑉ ᖁᑭᖅᑖᓗᐊᓂᒃ. 35

ᑕᑯᔭᒃᓴᖅ 7: ᑕᐃᒪᖓᓂᒃ ᓛᓐᓇᐅᓕᖅᑐᖅ ᐃᓅᔾᔪᑎᒃᓴᓂᒃ ᐊᖑᓇᓱᒃᐸᖕᓂᖏᑦ ᓴᓪᓕᕐᒥᐅᑦ ᖁᑭᖅᑖᓗᐊᓂ. 37

ᑕᑯᔭᒃᓴᖅ 8: ᑎᖕᒥᐊᖃᕐᕕᖕᒥ ᐱᔪᓐᓇᐅᑎᑖᕋᓯᐊᕐᓂᕐᒧᑦ ᐆᒃᑐᕈᑏᑦ ᖃᓄᐃᓕᐅᕈᑕᐅᕙᖕᓂᖏᑦ. 70

ᑎᑎᕋᖅᓯᒪᓂᖏᑦ ᓇᐃᒡᓕᒋᐊᖅᑕᐅᓯᒪᔪᑦ ᑎᑎᖃᐃᑦ ᖃᑦᓗᓈᑎᑐᑦ

ACMC	**ᐊᕙᒃᑐᖅᓯᒪᓂᖏᓐᓄᑦ ᐊᐅᓚᑦᑎᔨᐅᖃᑕᐅᓂᕐᒧᑦ ᑲᑎᒪᔨᕋᓛᑦ**
COSEWIC	ᑲᓇᑕᒥ ᑲᑎᒪᔨᕋᓛᖏᓐᓄᑦ ᖃᓄᐃᓕᖓᓂᖏᓐᓄᑦ ᐊᒥᓲᓐᓃᖅᐸᓪᓕᐊᓂᕋᖅᑕᐅᓯᒪᓂᖏᓐᓄᑦ ᐆᒪᔪᐃᑦ
CWA	*ᑲᓇᑕᒥ ᐆᒫᔪᓕᕆᓂᕐᒧᑦ ᒪᓕᒐᐃᑦ*
CWS	ᑲᓇᑕᒥ ᐆᒪᔪᓕᕆᔩᑦ ᐱᔨᑦᑎᕋᐃᔨᖏᑦ
IIBA	*ᐃᓄᐃᑦ ᐊᒃᑐᖅᑕᐅᓯᒪᓂᖏᓐᓄᑦ ᐃᑲᔫᓯᐊᖅᑖᕈᑎᒃᓴᖏᓄᑦ ᐊᖏᕈᑏᑦ ᑲᓇᑕᓕᒫᒥ ᐆᒪᔪᖃᕕᓐᖑᖅᑎᑕᐅᓯᒪᔪᓄᑦ ᐊᒻᒪᓗ ᑎᖕᒥᐊᖃᕐᕕᓐᖑᖅᑎᑕᐅᓯᒪᔪᓄᑦ ᓄᓇᕗᒻᒥ ᓄᓇᑖᕐᕕᐅᓯᒪᔪᓂ ᓄᓇᕐᑯᑎᖏᑦ (ᐃᓄᐃᑦ ᐊᒃᑐᖅᑕᐅᓯᒪᓂᖏᓐᓄᑦ ᐊᖏᕈᑏᑦ)*
CIRNAC	ᑲᓇᑕᐅᑉ-ᓄᓇᖃᖅᑐᑐᖃᐃᓪᓗ ᐱᓕᕆᖃᑎᒌᖕᓂᖏᑦ ᐅᑭᐅᖅᑕᖅᑐᒥᓗ ᐱᕙᓪᓕᐊᔪᓕᕆᔪᑦ ᑲᓇᑕᒥ
DFO	ᐃᖃᓗᓕᕆᔨᕐᔪᐊᒃᑯᑦ ᑕᕆᐅᕐᒥᐅᑕᓕᕆᔩᓪᓗ ᑲᓇᑕᒥ
ECCC	ᐊᕙᑎᓕᕆᔨᕐᔪᐊᒃᑯᑦ ᓯᓚᐅᓪᓗ ᐊᓯᔨᖅᐸᓪᓕᖓᓂᖓᓄᑦ ᑲᓇᑕᒥ
GN	ᓄᓇᕗᑦ ᒐᕙᒪᐃᑦ
HTO	ᐊᖑᓇᓱᒃᑏᑦ/ᒪᖃᐃᑏᑦ ᒥᑭᒋᐊᕐᓂᐊᖅᑎᓪᓗ ᑲᑐᔾᔨᖃᑎᒌᖏᑦ
IHT	ᐃᓄᐃᑦ ᐱᐅᓯᑐᖃᖏᓐᓂᒃ ᐸᐸᑦᑎᔩᑦ
IOL	ᐃᖕᓄᖕᓄᑦ ᐱᖁᑎᒋᔭᐅᔪᑦ ᓄᓇᐃᑦ
IQ	ᐃᓄᐃᑦ ᖃᐅᔨᒪᔭᑐᖃᖏᑦ
KivIA	ᑭᕙᓪᓕᕐᒥ ᐃᓄᐃᑦ ᑲᑐᔾᔨᖃᑎᒌᑦ
MBCA	*ᑎᖕᒥᐊᕐᓂᒃ ᐅᑎᖅᐸᒃᑐᓂᒃ ᑲᑎᒻᒪᐅᑕᐅᓗᑎᒃ ᒪᓕᒐᓕᐊᖑᓯᒪᔪᑦ*
MBS	ᑎᖕᒥᐊᖃᕐᕖᑦ
MBSR	*ᑎᖕᒥᐊᖃᕐᕕᖕᓄᑦ ᒪᓕᒐᓪᓗᑐᐃᑦ*
NIRB	ᓄᓇᕗᒻᒥ ᐊᕙᑏᑉ ᐊᒃᑐᖅᑕᐅᔪᓐᓇᕐᓂᖏᓄᑦ ᑲᑎᒪᔩᑦ
NA	*ᐊᖏᕈᑕᐅᓯᒪᔪᑦ ᐃᓄᖕᓄᑦ ᓄᓇᑖᖅᑕᐅᓯᒪᔪᓄᑦ ᓄᓇᕗᒻᒥ ᑯᐃᓐᒧᓪᓗ ᐱᔪᓐᓇᐅᑎᖃᕐᓂᖓᓄᑦ ᑲᓇᑕᒥ, ᑕᐃᔭᐅᕙᖕᒥᔪᖅ ᓄᓇᕗᒻᒥ ᐊᖏᕈᑎᓂᒃ*
NPC	ᓄᓇᕗᒻᒥ ᓄᓇᐃᑦ ᐊᑑᑎᒃᓴᖏᓐᓂᒃ ᐸᕐᓇᐃᔩᑦ ᑲᒥᓯᓇᐃᑦ
NTI	ᓄᓇᕗᑦ ᑐᓐᖓᕕᒃᑯᑦ ᑎᒥᕐᑯᑎᖓᑦ
NuPPAA	*ᓄᓇᕗᒻᒥ ᐸᕐᓇᐃᓂᕐᒧᑦ ᐱᓕᕆᐊᒃᓴᓂᓪᓗ ᖃᐅᔨᓴᕈᓐᓇᕐᓂᕐᒧᑦ ᒪᓕᒐᐃᑦ*
NWA	ᑲᓇᑕᓕᒫᒥ ᐆᒪᔪᖃᕐᕖᐅᔪᖅ
NWMB	ᓄᓇᕗᒻᒥ ᐆᒪᔪᓕᕆᔨᕐᔪᐊᒃᑯᑦ ᑲᑎᒪᔨᖏᑦ
SARA	*ᐆᒪᔪᐃᑦ ᐊᒥᓲᖏᓗᓕᕐᓂᖏᓐᓄᑦ ᒪᓕᒐᐃᑦ*

1 ᐅᖃᐅᓯᐅᑦᑎᐊᕐᓂᖏᑦ ᓴᐳᓐᓂᐊᖅᑕᐅᓯᒪᔪᑦ ᓄᓇᐃᑦ

ᑕᒪᓐᓇ ᖃᖅᓴᐅᖅᑑᕐᒥ ᑎᖕᒥᐊᖃᕐᕕᒃ ᐱᓐᖑᑎᖅᑕᐅᓚᐅᖅᓯᒪᔪᖅ 1959-ᖑᑎᓪᓗᒍ, ᑲᓇᑕᓕᒫᒥ ᑎᖕᒥᐊᑦ ᓂᕿᒃᓴᕆᔭᐅᕙᒃᑐᑦ ᑎᑭᑉᐸᒃᑐᑦ ᑲᑎᒪᕐᔪᐊᕈᑕᐅᓂᖏᓐᓄᑦ ᒪᓕᒐᓕᐊᖑᓪᓗᓂ, 1994-ᒥ (MBCA-ᒪᓕᒐᓕᐊᖅᑎᒍᑦ) ᓴᐳᓐᓂᐊᖅᑕᐅᕆᐊᖅᓯᑎᒃ ᐊᒥᓱᕈᖅᓯᐊᕆᔭᐅᔪᒪᓪᓗᑎᒡᓗ ᑎᑭᑉᐸᒃᑐᑦ ᐊᕐᕋᒍᑕᒫᖅ ᑎᖕᒥᐊᑦ. ᑎᖕᒥᐊᖃᕐᕕᒃ ᑕᒫᓂ ᑭᑉᐹᕇᒃᑐᓂᒃ 1,124 km^2 ᑭᓛᒥᑕᓂᒃ ᐊᖏᓂᓕᒃ, ᓄᓇᖓ ᐊᒻᒪᓗ ᑕᕆᐅᖑᓂᖓ, ᐃᒪᖓ, ᓴᓪᓕᐅᑉ ᕿᑭᖅᑖᓗᐊᓃᑦᑐᖅ, ᓄᓇᕗᒻᒥ (ᑕᑯᔭᒃᓴᖅ 1). ᑲᓇᖕᓇᖅᐸᓯᖓ ᑎᒥᐊᖃᕐᕕᐅᑉ ᑭᒡᓕᖃᕐᕕᖓᓂ ᑕᒫᓃᑦᑐᑦ ᐊᑕᖕᒪᑕ ᖃᖅᓴᐅᖅᑑᑉ ᑕᕆᐅᖓᓄᑦ ᐊᒻᒪᓗ ᐊᒥᑦᑑᑉ ᑕᕆᐅᖓᓄᑦ ᑭᒡᓕᖏᑦ Fᐋᒃᓯᐅᑉ ᑕᕆᐅᖓᓂ-Foxe Channel-ᒧᑦ ᑎᕐᒥᐊᖃᕐᕕᐅᑉ ᐅᒐᕙᓇᐊᖅᓯᒪᔪᖅ 60 ᑭᓛᒥᑕᓂᒃ ᓄᓇᖅᐱᐅᓂᕐᒧᑦ, ᐃᓚᒋᔭᐅᓗᑎᒃ ᖃᖄᔭᖃᖏᓂᖏᑦ ᑭᓕᕐᓇᐃᓐᓇᕐᓂᒃ ᐱᕈᖅᕕᐅᓯᒪᓂᖏᑦ ᓄᓇᐃᑦ ᐊᒻᒪᓗ ᖁᑦᑎᖕᓂᖅᓴᐅᓂᖏᑦ ᓯᒡᔭᖅᐸᓯᐅᓂᕐᒥ ᐊᕙᓗᐊᓃᑦᑐᑦ ᖃᖅᓴᐅᖅᑑᑉ ᑲᖏᖅᓱᖓᓂ. ᑕᑯᔭᒃᓴᖅ 1-ᒦᑦᑐᖅᑕᐅᖅ ᑕᑯᒃᓴᐅᑎᑦᑎᒋᕗᖅ ᒫᓐᓇᐅᔪᖅ ᑭᒡᓕᖃᕐᕕᐅᓂᖓᓂᒃ ᑕᒻᒪᖅᑕᖅᑕᐅᓯᒪᓂᖓᓂᒃ ᓴᓇᔭᐅᓚᒥᒃ, ᐅᖃᐅᓯᐅᑦᑎᐊᒃᑲᓂᖅᓯᓂᓗ ᑕᒪᓐᓇ ᑎᑎᖃᐃᑦ ᐃᓚᒃᑲᓐᓂᖏᓐᓂ 1-ᒥ. ᓴᓇᔭᐅᕙᓪᓕᐊᓕᖅᑎᓪᓗᒋᑦ ᐊᐅᓚᑦᑎᔾᔪᑎᒃᓴᓄᑦ ᐸᕐᓇᐅᑎᒃᓴᐃᑦ, ᑭᖑᓂᐊᒍᑦ ᑕᑯᔭᒃᓴᐃᑦ ᑕᒻᒪᖅᓯᒪᖏᖗᖅᑐᑦ ᑕᑯᔭᒃᓴᓂᒃᑕᐅᓚᐅᖅᑐᑦ ᑎᖕᒥᐊᖃᕐᕕᐅᑉ ᑭᒡᓕᖃᕐᕕᖏᓐᓂ.

ᑎᖕᒥᐊᖃᕐᕕᒃ ᓄᓕᐊᕐᕕᐅᕙᔪᒃᐳᖅ ᐊᔾᔩᖏᑦᑑᑎᐅᔪᓄᑦ (ᑐᑭᓕᐅᖅᑕᐅᓯᒪᔪᓂᒃ ᐅᖓᑕᓃᑦᑐᓂᒃ 1% ᐳᓴᓐᑎᓂᒃ ᒥᑭᓐᓂᖅᓴᐅᔪᓂᒃ ᑲᖑᕐᓂᒃ, ᓂᕐᓕᕐᓇᖕᓂᒃ Atlantic brant-ᓂᒃ ᐊᒻᒪᓗ ᒥᑎᕐᓂᒃ (ᐅᖓᑖᓐᓂᕋᖅᑕᐅᓗᑎᒃ ᐊᒥᓲᓂᖏᑦ ᑎᑎᕋᕈᑕᐅᖃᓯᒪᔪᑦ 90-ᖏᓃᑦᑐᑦ ᑎᖕᒥᐊᑦ, ᑕᐃᒃᑯᐊᓗ 9-ᖑᔪᑦ ᐆᒪᔪᐃᑦ ᐊᒥᓲᖏᓗᐊᓕᖅᑐᑦ (ᒪᓕᒐᕐᔪᐊᖅᑎᒍᑦ *ᐆᒪᔪᐃᑦ ᐊᒥᓲᖏᓗᐊᓕᕐᓂᖏᓐᓄᑦ ᒪᓕᒐᖅᑎᒍᑦ* ᐃᓕᔭᐅᓯᒪᔪᑦ ᐅᕝᕙᓗᓐᓃᑦ COSEWIC-ᑯᑦ ᑲᑎᒪᔨᖏᓐᓄᑦ-ᑲᓇᑕᒥ ᑲᑎᒪᔨᕋᓛᖏᓐᓄᑦ ᖃᓄᐃᓕᖓᓂᖏᓐᓄᑦ ᐊᒥᓲᔫᓐᓃᖅᐸᓪᓕᐊᓂᕋᖅᑕᐅᓯᒪᓂᖏᓐᓄᑦ ᐆᒪᔪᐃᑦ). ᖃᖅᓴᐅᖅᑑᕐᒥ ᑎᖕᒥᐊᖃᕐᕕᒃᑕᐅᖅ ᐊᑐᖅᑕᐅᕙᖕᒥᔪᖅ ᐊᕐᕋᒍᓕᒫᖅ ᐅᕝᕙᓗᓐᓃᑦ ᐃᓚᐃᓐᓇᖑᓂᒃ ᐊᕐᕋᒎᑉ, 13-ᖑᔪᓄᑦ ᐆᒪᔪᕐᓄᑦ ᐱᐊᕋᖏᓐᓂᒃ ᐊᒫᒪᒃᑎᑦᑎᕙᒃᑐᓂᒃ ᐊᒻᒪᓗ ᐃᖃᓗᒐᓴᐅᕙᒃᑐᓂᒃ ᐊᒥᓲᔫᓐᓃᖅᓯᒪᔪᓂᒃ.

ᑕᐃᒪᖓᓂᒃ 2000-ᒦᖕ, ᖃᐅᔨᓴᖅᑕᐅᓯᒪᔪᒻᒪᕆᐊᓘᓕᖅᑐᖅ ᐃᒪᐅᓂᕐᒦᓲᖑᓂᖏᑦ ᑎᖕᒥᐊᑦ, ᓇᐅᔮᐃᓪᓗ, ᒥᑏᓪᓗ ᐊᒥᓱᓪᓗ ᐊᓯᖏᔅᔨᑦ ᓯᒡᔭᕆᐊᕐᔪᓕᓚᐃᑦ ᖃᐅᖅᓴᖅᑑᕐᒥ. ᒪᕐᕈᖕᓂᒃ ᖃᐅᔨᓴᕐᕕᖃᖅᐳᒃ ᑕᐅᕙᓂ ᑎᖕᒥᐊᖃᕐᕕᖕᒥ ᐱᒻᒪᕆᐅᔪᓂᒃ ᓇᐅᑦᑎᖅᑐᕆᐊᖅᑐᕐᕕᐅᕙᖕᓂᕐᒧᑦ ᐊᑯᓂᐅᔪᑎᒍᑦ ᐊᓯᔾᔨᖅᐸᓪᓕᐊᖕᒪᖔᑕ ᐊᒥᓲᓂᖏᑦ ᐱᑕᖃᕐᓂᖏᓪᓗ ᑎᑭᑉᐸᒃᑐᑦ ᑎᖕᒥᐊᑦ. ᖃᖅᓴᐅᖅᑑᕐᒥ ᑎᖕᒥᐊᖃᕐᕕᒃ ᐱᒻᒪᕆᐊᓘᖕᒥᔪᖅ ᐊᓯᖏᓄᑦ ᑕᕆᐅᕐᒥᐅᑕᓄᑦ ᐆᒪᔪᓄᑦ, ᐱᓗᐊᖅᑐᒥᒃ ᕿᓇᓗᒐᕐᓄᑦ, ᐅᒡᔪᖕᓄᑦ, ᓇᑦᑎᕐᓄᑦ, ᐊᐃᕕᕐᓄᓪᓗ.

ᑕᐃᒃᑯᐊ *ᑎᖕᒥᐊᕐᓂᒃ ᐅᑎᖅᐸᒃᑐᓂᒃ ᑲᑎᒻᒪᐅᑕᐅᓗᑎᒃ ᒪᓕᒐᓕᐊᖑᓯᒪᔪᑦ* ᐊᒻᒪᓗ *ᑎᖕᒥᐊᖃᕐᕕᖕᓄᑦ ᒪᓕᒐᓪᓗᑐᓇᔭᐃᑦ* ᑎᑭᓯᒪᕕᐅᔪᓐᓇᖅᑎᑦᑎᖏᑦ ᖃᖅᓴᐅᖅᑑᑉ ᑎᖕᒥᐊᖃᕐᕕᖓᓄᑦ. ᓄᓇᕗᒻᒥᑕᐃᓐᓇᐃᑦ ᐃᓄᐃᑦ ᐱᔪᓐᓇᐅᑎᖃᖅᐳᑦ ᑎᑭᓯᒪᖃᑕᕈᓇᕐᓂᕐᓂᖅ ᐊᖑᓇᓯᒥᐊᕈᓇᕐᓂᕐᓂᖅ, ᐱᔪᓐᓇᐅᑎᖃᓇᐊᖅᑲᓇᐊᖅᑕᐅᓗᑎᒃ ᐱᓕᕆᔪᓐᓇᕐᓂᕐᒥᒃ ᐊᖑᓇᓱᖕᓂᕐᒥᒃ. ᐊᓯᓕᒫᖏᑦ ᑭᓇᒃᑯᑐᐃᓐᓇᐃᑦ (ᐃᓄᐃᓐᓇᐅᖏᑦᑐᑦ), ᒪᓕᒐᖅᑲᐅᖏᑦᑕᓄᑦ ᐊᔪᖅᑎᑕᐅᓂᖅ, ᐊᑐᕐᓂᖏᓪᓗ

ᑎᖕᒥᐊᖃᕐᕕᖕᓄᑦ ᒪᓕᒐᓪᓗᑐᓇᔭᐃᕐ, ᑕᐅᕙᓃᑦᑐᓐᓇᖅᓱᑎᒡᓗ ᑭᓯᐊᓂ ᐱᔪᓐᓇᐅᑎᓂᒃ ᑐᓂᔭᐅᓯᒪᒍᑎᒃ ᐊᕙᑎᓕᕆᔨᕐᔪᐊᒃᑯᓐᓄᑦ ᓯᓚᐅᑦᑐ ᐊᓯᔾᔨᖅᐸᓪᓕᐊᔪᓕᕆᔨᖅᑭᓐᓄᑦ ᑲᓇᑕᒥ, ᐆᒪᔪᓕᕆᔨᖅᑭᓐᓂᒃ. ᒪᑯᓂᖓ ᐊᔪᖅᑎᑕᐅᒋᕗᑦ ᐊᑐᕈᓐᓇᕐᓂᖅ ᒪᓕᒐᖅᑎᒍᑦ 1) ᑎᖕᒥᐊᖅᓯᐅᕈᓐᓇᕐᓂᖅ, 2) ᐸᒡᕕᓴᐃᔪᓐᓇᕐᓂᖅ, ᓱᕋᖅᑎᕆᔪᓐᓇᕐᓂᕐᓗᓐᓃᑦ ᑎᖕᒥᐊᑦ ᒪᓐᓂᖕᒋᓐᓂᒃ, 3) ᐱᓯᒪᔪᓐᓇᕐᓂᖅ ᐆᒪᔪᓂᒃ ᑎᖕᒥᐊᕐᓂᒃ, ᑎᒥᖕᒋᓂᒡᓗᓐᓃᑦ, ᐊᒥᖕᒋᓐᓂᒡᓗ, ᐅᑦᓗᖕᒋᓐᓂᒃ, ᒪᓐᓂᖕᒋᓐᓂᒡᓗᓐᓃᑦ ᑎᖕᒥᐊᕐ, 4) ᖁᑭᐅᓯᔭᕈᓐᓇᕐᓂᖅ ᐊᓯᖕᒋᓐᓂᓗᓐᓃᑦ ᐊᖑᓇᓱᒃᑐᖅᓯᐅᑎᓂᒃ ᐊᑐᕈᓐᓇᕐᓂᖅ.

ᐊᕙᒃᑐᖅᓯᒪᔪᓂᒃ ᑕᑯᑎᑦᑎᔾᔪᑦ 1: ᖃᖅᓵᖅᑑᕐᒥ ᑎᖕᒥᐊᖃᕐᕕᖕᒥᒃ ᓇᐃᓈᖅᓯᒪᔪᓂᒃ ᖃᐅᔾᒪᑎᑦᑎᒋᐊᕈᑏᑦ

ᓴᐳᓂᐊᖅᑕᐅᓯᒪᕚᖓᓂ ᑎᒃᑯᐊᖅᑕᐅᓯᒪᓂᖏᑦ	ᑎᖕᒥᐊᖃᕐᕕᒃ ᓴᐳᓐᓂᐊᖅᑕᐅᓯᒪᕕᒃ
ᒪᓕᒐᕐᓂᒃ ᒪᓕᒍᑕᐅᔪᑦ ᑎᒃᑯᐊᖅᑕᐅᓯᒪᓂᖓᓄᑦ ᓴᐳᓐᓂᐊᖅᑕᐅᕙᐅᓂᕐᒧᑦ	ᐃᓂᖃᕐᕕᐅᔪᑦ ᐃᓱᒪᒋᔭᐅᓂᐊᖅᐳᑦ ᓈᒻᒪᖕᓂᕐᒥᒃ ᓴᕿᑎᑦᑎᕙᐅᔪᓐᓇᕐᓂᖅ ᓴᐳᓐᓂᐊᖅᑕᐅᓯᒪᕚᖕᒥᒃ ᑎᖕᒥᐊᖃᕐᕕᐅᓂᕐᒥᒃ ᒪᑯᓂᖓ ᒪᓕᒃᓯᒪᑐᐊᕈᑎᒃ ᐊᑕᐅᓯᕐᒥᒃ ᐊᒥᓲᓂᖅᓴᐅᔪᓂᒡᒎᓐᓃᑦ: 1. ᐱᑕᖃᕐᕕᐅᒍᑎᒃ ᐊᒥᓱᓂᒃ, ᖃᖓᑐᐃᓐᓇᖅ ᐊᕐᕌᒍᒥ, ᒪᓕᒍᒪᓂᕐᒧᑦ ᐊᑕᐅᓯᕐᒥᒃ ᐊᒥᓲᓂᖅᓴᐅᔪᓂᒡᒎᓐᓃᑦ ᐱᑕᖃᓇᐊᖃᓕᕐᓂᖏᓂᒃ; ᑕᐃᒪᐃᓐᓂᖏᓄᑦᑐ, ᓄᓇᐃᑦ ᐊᑑᑎᓕᒻᒪᓇᐅᒍᑎᒃ ᐱᑕᖃᓇᐊᖃᖅᑐᓂᒃ ᐊᐅᓚᑦᑎᔪᓐᓇᕐᓂᖅ ᐊᕙᒃᑐᖅᓯᒪᓂᖏᓐᓂ ᐊᒥᓱᓂᒃ ᐱᑕᖃᕐᕕᐅᕙᒃᑯᑎᒃ ᑎᖕᒥᐊᕐᓂᒃ ᐅᑎᖅᐸᒃᑐᓂᒃ. 2. ᓄᓇᒥ ᐃᓂᖃᕐᕕᒃ ᐊᒃᑐᖅᑕᐅᓴᕋᐃᓐᓂᕐᒦᒃᑯᓂ. ᐱᒻᒪᕆᐅᔪᒥᒃ ᐆᒪᔪᖏᑦ ᐊᒃᑐᖅᑕᐅᓯᒪᔪᓐᓇᕈᑎᒃ, ᐅᑐᕋᐊᓇᖅᑐᖃᕈᓐᓇᖅᑐᓂᒃ ᐊᒥᓲᑐᐊᖅᑐᓄᑦ ᐊᖑᓇᓱᙵᐅᔪᓐᓇᕐᓂᖅ, ᕿᓂᕙᐅᔪᓐᓇᕐᓂᖅ ᐱᕗᑦᑕᐊᔾᔪᑕᐅᔪᓐᓇᕐᓂᕐᒧᑦᑐᓐᓃᑦ, ᐊᓯᖏᓐᓂᒡᒎ. ᑕᒪᒃᑯᐊ ᐱᒻᒪᕆᐅᔪᑦ ᓇᔪᖅᑕᐅᕙᒃᑐᑦ ᐃᓚᖃᕈᓐᓇᕐᒥᔪᑦ ᐃᕙᕙᐅᕙᖕᓂᖏᓐᓂᒃ ᐅᑦᑐᖃᕐᕕᐅᕙᖕᓂᕐᒧᑦ, ᑎᖏᔪᓇᐃᓕᓯᒪᕙᐅᖃᑦᑕᕐᓂᖏᓄᑦᑐ, ᐃᕆᓴᕐᕕᐅᕙᖕᓂᖏᓄᑐᓐᓃᑦ, ᐅᑮᕙᐅᕙᖕᓂᖏᓄᑦᑐᓐᓃᑦ, ᐅᕝᕙᑐᓐᓃᑦ ᐆᒪᔪᕐᓄᑦ ᓇᒧᖓᐅᕙᑦᑕᐊᓂᖏᓐᓂ ᓄᖃᓐᖓᕝᕕᒋᑲᐃᓇᖃᑦᑕᕐᓂᖏᓐᓄᑦ. 3. ᐃᓂᖃᕐᕕᐅᕙᒃᑯᑎᒃ ᐅᒪᔪᕐᓄᑦ ᐃᓚᐃᓐᓇᖏᑦᑐᓐᓃᑦ ᓄᓇᖏᑦ ᐊᒻᒪᑐ ᐊᒃᑐᖅᑕᐅᓴᕋᐃᑦᑐᓐᓇᖅᓯᑎᒃ ᐃᓄᖕᓄᑦ ᐸᒡᕙᓴᒃᑕᐅᔪᓐᓇᕐᓂᕐᒧᖅ. ᓄᓇᐃᑦ, ᐃᑲᔪᕐᓂᖃᕈᑎᒃ, ᐅᑐᕋᐊᓇᖅᑑᓕᖅᑐᓄᑦ, ᓄᖑᓕᖅᑐᓄᑦ, ᐱᑕᖃᕈᓐᓂᓕᖅᑐᓄᑦᑐᓐᓃᑦ ᐆᒪᔪᓂᒃ, ᐆᒃᑑᑎᒋᑐᐃᓐᓇᐅᑐᒋᑦ. 4. ᐃᑲᔪᖅᓯᐃᕙᐅᒍᑎᒃ ᑕᒪᓂᑐᓐᓃᑦ 1% ᐳᓴᓐᑎᖏᓐᑦᑐᓂᒃ ᐆᒪᔪᕐᓂᒃ ᐊᑕᐅᓯᐅᔪᕐᒥᒃ (ᐊᔾᔨᒌᒃᑐᓂᒃ) ᐊᓯᖏᓐᓂᒡᒎᓐᓃᑦ, ᐱᑕᖃᓲᖑᖕᒥᔪᓂᒃ ᐊᔾᔨᑲᓴᒋᕙᖕᒥᔅᖏᓐᓂᒃᑕᐅᖅ. ᓄᓇᕗᒻᒥ, ᓄᓇᑦᓯᐊᕐᒥᑐ, ᔫᑳᓐᒥᑐ (ᐅᐊᖕᓇᖅᐸᓯᐅᓂᖓᓂ ᔪᑳᓐᒥᐅᑕᐅᓂᒃ, ᓄᓇᖑᐊᑎᒍᑦ), ᑲᓇᑕᓖᒪᒥ ᑲᑎᑦᑐᒋᑦ ᑕᒪᕐᒥᒃ ᐊᒥᓲᓂᖏᑦ (ᖃᐅᔨᒪᔭᐅᔭᕌᖓᒥᒃ) ᐊᑐᖅᑕᐅᕙᖕᓂᐊᖅᐳᑦ ᓯᕗᑦᑕᖕᔭᐅᔪᑎᑐᑦ ᐱᒋᐊᕈᑕᐅᓂᕐᒧᑦ. ᓂᒋᐊᓂᑦᑐᓂᒃ ᐅᑭᐅᖅᑕᖅᑐᖅᐸᓯᐅᑉ ᐊᕙᓗᐊᓂᒃ (ᑕᐃᒃᑯᐊ ᐱᖃᓯᐅᔾᔨᐅᓗᑎᒃ ᔫᑳᓐᒥᐅᑦ ᓂᒋᐊᓂ), ᑲᓇᑕᐅᑉ ᐊᕙᒃᑐᖅᓯᒪᓂᖏᓐᓂ ᐊᒻᒪᑐ ᐅᑭᐅᖅᑕᖅᑐᒥ ᐊᕙᒃᑐᖅᓯᒪᓂᖓᓂ ᖃᓄᐃᓕᖓᓂᖏᓐᓂ ᐱᔾᔪᑕᐅᓂᖏᑦ ᐆᒪᔪᐃᑦ, ᐊᑐᖅᑕᐅᑐᑎᒃ.
ᒪᓕᒐᖅᓴᐅᔪᑦ ᒪᓕᒃᑕᐅᓂᖏᑦ ᐊᒥᓱᓃᖏᑦ ᓴᐳᓐᓂᐊᖅᑕᐅᓯᒪᕕᐅᓂᖓᓄᑦ	1, 2, 3, 4
ᑲᓇᑕᐅᑉ ᐊᕙᒃᑐᖅᓯᒪᓂᖓ ᐅᕝᕙᓗᓐᓃᑦ ᑲᓇᑕᐅᑉ	ᓄᓇᕗᑦ

ᐅᑭᐅᖅᑕᖅᑐᖅᐸᓯᐅᓂᖓᑕ ᐊᕕᒃᑐᖅᓯᒪᓂᖓ	
ᐊᕕᒃᑐᖅᓯᒪᓂᖏᓃᑦᑐᑦ	ᑭᕙᓪᓕᖅ
ᐃᓚᐅᒋᔭᐅᓂᖏᑦ ᖃᓂᑦᑐᒦᑦᑐᑦ ᐊᒃᑐᖅᑕᐅᓯᒪᔪᑦ ᓄᓇᓖᑦ	ᓴᓪᓕᖅ
ᓄᓇᖑᐊᑎᒍ ᓴᓂᒧᑦ ᐊᒻᒪᓗ ᑐᑭᒧᑦ ᓈᓴᐅᑎᖏᑦ	64°00’ N/82° 00’ W
ᐊᖏᓂᖓ	1,124 km2,ᑭᑉᐹᕆᒃᑐᓂᒃ ᑭᓚᒦᑕᓂᒃ, ᐃᒪᖃᖅᓱᑎᒃ 286 km2 ᑭᑉᐹᕆᒃᑐᓂᒃ ᑭᓚᒦᑕᓂᒃ ᑕᕆᐅᕐᒥ ᐃᒪᕐᓂᒃ ᐆᒪᔪᖃᕐᕕᐅᓂᖓᓂ
ᐳᖅᑐᓂᖃᖅᑎᒋᓂᖓ (m ᒦᑕᒃᑯᑦ)	ᑕᕆᐅᑉ ᓇᑎᐊᓂᒃ ᑕᒪᐅᖓ ᖁᒻᒧᑦ ᐃᒪᖓᑕ ᐳᖅᑐᓂᖅᐹᕆᔭᖓᓄᑦ ᑎᑭᐅᒪᓂᖅ ᖃᓂᒋᔭᖓᓄᑦ 122 m ᒦᑕᓕᖕᓄᑦ
ᐊᕐᕌᒍᒥ ᓴᕿᑎᑕᐅᓯᒪᔪᑦ ᒪᓕᒐᓕᐊᑦ ᐅᖃᓕᒫᒐᖅᑎᒍᑦ ᒐᓯᐊᑦᑯᑦ-Gazette-ᑯᑦ)	1959
ᖃᓄᐃᓕᖓᓂᖓᓄᑦ ᓴᐳᓐᓂᐊᖅᑕᐅᓯᒪᕝᕕᖕᒥᒃ ᑎᒃᑯᐊᖅᑕᐅᓕᓚᐅᖅᐳᖅ	ᑕᐃᒪᖓᓂᒃ: ᓴᕿᑎᑕᐅᓕᓚᐅᖅᐳᖅ ᓴᐳᓐᓂᐊᖅᑕᐅᖁᓪᓗᒋᑦ ᐃᕙᕝᕕᐅᕙᖕᓂᖓᓄᑦ, ᐅᓪᓗᖃᕐᕕᐅᕙᖕᓂᕐᒧᑦ ᓄᓇᐃᑦ ᑲᖑᖃᓰ ᒥᑭᔫᑎᐅᓂᖅᓴᐅᓂᕋᖅᑕᐅᕙᒃᑐᓂᒃ (3% ᐳᓴᓐᑎᖏᓃᑦᑐᓂᒃ ᓄᓇᕐᔪᐊᓕᒫᒥ ᑲᖑᕆᔭᐅᔪᓂᒃ) ᑕᒪᑯᓄᖓ ᐊᑐᖅᑕᐅᕙᖕᓂᖓᓄᑦ, ᑕᒪᒃᑯᓄᖓᓗ ᓂᕐᓕᕐᓇᖃᓰᖑᓂᖓᓄᑦ Atlantic brant-ᓂᒃ (3% ᐳᓴᓐᑎᖏᓃᑦᑐᓂᒃ ᓄᓇᕐᔪᐊᓕᒫᒥ) ᒫᓐᓇᐅᓕᖅᑐᖅ: ᓄᓇᖓ ᐱᑕᖃᕐᕕᐅᔪᖅ 2% ᐳᓴᓐᑎᖏᓐᓃᑦᑐᓂᒃ ᑲᓇᑕᐅᑉ ᓄᓈᓗᐊᑕ ᕿᑎᖅᐸᓯᐊᓃᖔᖃᑦᑕᖅᑐᓂᒃ ᒥᑭᓐᓂᖅᓴᐅᓂᕋᖅᑕᐅᔪᓂᒃ ᑲᖑᕐᓂᒃ ᐊᑐᖅᑕᐅᕙᖕᓂᖓᓄᑦ, 1% ᐳᓴᓐᑎᖏᓐᓃᑦᑐᓄᓪᓗ ᓂᕐᓕᕐᓇᕐᓄᑦ Atlantic brant-ᓄᑦ) (ᑕᐃᒪᐃᓇᓯᒋᔭᐅᑐᐃᓐᓇᖅᑐᓂᒃ) ᐊᒻᒪᓗ 5% ᐳᓴᓐᑎᖏᓐᓃᑦᑐᓂᒃ ᒥᑎᕐᓂᒃ ᐅᑭᐅᖅᑕᖅᑐᒥ ᐱᑕᖃᓰᖑᓂᖏᓐᓂᒃ
ᓴᐳᓐᓂᐊᖅᑕᐅᓯᒪᓂᖏᓐᓄᑦ ᓇᓗᓇᐃᔭᖅᑕᐅᓯᒪᔾᔪᑎᖏᑦ	ᐊᕕᒃᑐᖅᓯᒪᓂᓕᒃ A-ᒥᒃ, ᖁᑦᑎᒃᑐᒥᒃ ᐱᑕᖃᕆᐊᖃᒻᒪᕆᓂᖓᓄᑦ, ᐃᓕᑕᕆᔭᐅᔾᔪᑎᓖᑦ ᐆᒪᔪᖃᕐᓂᖏᓐᓄᑦ ᓇᔪᕐᕕᒃᓴᖃᑦᑎᐊᕆᖃᕐᓂᖏᓄᑦᓗᓐᓃᑦ ᓴᐳᓐᓂᐊᖅᑕᐅᓯᒪᓗᑎᒃ
ᓄᓇᕐᔪᐊᕐᒥ ᓄᓇᓕᒃᔪᐊᑦ ᑕᐱᕆᖏᑦ ᓴᐳᓐᓂᐊᕐᓂᕐᒧᑦ ᐱᐅᓯᑐᖃᕆᔭᐅᔪᓂ IUCN-ᑯᑦ ᐃᓕᑕᕆᔭᐅᑎᑕᖓᑦ	ᐊᕕᒃᑐᖅᓯᒪᓂᓕᒃ 1b (ᐆᒪᔪᖃᕐᕕᐅᖃᑦᑕᐃᓐᓇᕐᓂᖓᓄᑦ)

<table>
<tr><td>**ᒐᕙᒪᐃᑦ ᒥᓂᔅᑕᐃᑦ ᑲᑎᒪᔨᖏᓐᓄᑦ ᒪᓕᒐᓕᐊᖑᓂᕐᒧᑦ ᓈᓴᐅᑖ**</td><td>P.C. 1959-629 (SOR/74-514)</td></tr>
<tr><td>**ᓇᓄᓇᐃᒃᑯᑕᖏᑦ ᑲᓇᑕᐅᑉ ᓄᓇᕐᑯᑎᖏᓐᓂᒃ ᐱᕐᑯᑎᒋᔭᐅᓂᖏᓐᓄᑦ ᓈᓴᐅᑖ**</td><td>ᐊᑐᓐᖏᑦᑐᖅ</td></tr>
<tr><td>**ᐃᓄᖕᓄᑦ ᐱᕐᑯᑎᒋᔭᐅᔪᑦ ᓄᓇᐃᑦ (ᓄᓇᐃᑦ ᐊᕙᒃᑐᖅᓯᒪᓂᖏᑦ ᐃᓕᑕᕆᔭᐅᓂᖏᑦ ᓈᓴᐅᑖ)**</td><td><table>
<tr><th>ᐊᕙᒃᑐᖅᓯᒪᔪᑦ ᓇᓄᓇᐃᑯᑦ</th><th>ᐱᔪᓐᓇᐅᑎᖃᕐᕕᐅᓂᖏᑦ</th><th>ᑲᑎᖦᖢᒋᑦ ᐊᖏᓂᖏᑦ (km2) ᑭᑉᐹᓘᒃᑐᑦ Hᐃᒃᑕᐃᑦ</th></tr>
<tr><td>CH-13</td><td>ᖃᖕᒐᓃᑐᑦ ᓄᓇᐃᑦ</td><td>1,734 km2 ᑭᑉᐹᓘᒃᑐᑦ ᑭᓚᒥᑕᐃᑦ</td></tr>
</table></td></tr>
<tr><td>**ᐊᓯᒃᑲᓐᓂᖏᓐᓂᒃᑕᐅᖅ ᑎᒃᑯᐊᖅᑕᐅᓯᒪᓂᖏᑦ**</td><td>
ᖃᖅᓴᐅᖅᑑᕐᒥ/ᑐᓂᕐᒥᐅᑦ ᑕᕆᐅᖓᓂ ᐱᒻᒪᕆᐅᓂᖅ ᑎᖕᒥᐊᕐᑲᕐᕕᐅᓲᖅ (NU023)
ᐱᒻᒪᕆᐅᓂᖏᑦ ᑎᖕᒥᐊᕐᑲᕐᕖᑦ ᓄᓇᕗᒻᒥ (ᓄᓇᖕᒐ ᓈᓴᐅᑎᓕᒃ 16)
ᐱᒻᒪᕆᐅᓂᖏᑦ ᓄᓇᐃᑦ ᑎᖕᒥᐊᕐᓄᑦ (ᓄᓇᕗᒻᒥ ᓄᓇᖕᒐ ᓈᓴᐅᑎᓕᒃ 44)
ᐱᒻᒪᕆᐅᓂᖏᑦ ᑎᖕᒥᐊᕐᑲᕐᕖᑦ (ᓄᓇᕗᒻᒥ ᓄᓇᖕᒐ ᓈᓴᐅᑎᓕᒃ 24)
</td></tr>
<tr><td>**ᓇᓃᓂᖏᑦ ᐆᒪᔪᕐᑲᓲᑦ ᓄᓇᐃᑦ ᐊᒻᒪᓗ ᐱᕈᖅᕕᐅᔪᕐᑲᖅᑐᑦ ᐱᒻᒪᕆᐅᓂᖏᑦ**</td><td>
ᐊᖑᒪᕗᖅ ᐱᒻᒪᕆᐅᔪᓂᒃ ᑎᖕᒥᐊᕐᑲᕐᕕᐅᔪᓐᓇᕐᓂᖓᓄᑦ ᒪᓕᒐᕐᓂᒃ ᒪᓕᑦᑎᐊᖅᓯᓂ ᓄᓇᕐᔪᐊᕐᒥ: ᐃᒪᐅᓂᕐᒦᓲᑦ ᑎᖕᒥᐊᕐᑲᓲᖑᓂᖓᓄᑦ; ᓄᓇᕐᔪᐊᕐᒥ ᐱᒻᒪᕆᐅᓂᕐᑲᕐᓂᕐᒧᑦ: ᑎᑭᓯᒪᕙᐅᕐᑲᑦᑕᐃᓇᓲᖑᓂᖓᓄᓪᓗ ᐱᒻᒪᕆᐅᓂᕐᒧᑦ ᐆᒪᔪᕐᓄᑦ
5% ᐳᓴᓐᑎᖕᒋᓃᒻᒪᑕ ᐅᑭᐅᖅᑕᖅᑐᖅᐸᓯᖕᒥᐅᑦ ᒥᑏᑦ ᓄᓕᐊᖅᐸᒃᑐᑦ ᑕᒫᓂ
2% ᐳᓴᓐᑎᖕᒋᓃᒻᒪᑕ ᑲᓇᑕᐅᑉ ᓅᓄᐊᑕ ᕿᑎᖅᐸᓯᐊᓃᓲᖑᓂᖏᑦ ᑲᖑᐃᑦ ᑕᒫᓂ ᓄᓕᐊᕐᑕᕐᒪᑕ
3% ᐳᓴᓐᑎᖕᒋᓃᑦᑐᑦ ᓂᕐᓕᕐᓇᐃᑦ Atlantic brant ᑕᒫᓂ ᓄᓕᐊᖅᐸᓚᐅᖅᑐᑦ
ᐱᒻᒪᕆᐅᔪᖅ ᐊᐅᔭᒃᑯᑦ ᕿᓇᓗᒐᐃᑦ ᒫᕋᓛᖅᑖᓲᑦ, ᓄᓕᐊᖅᐸᒃᓯᑎᓪᓗ, ᓂᕿᒃᓴᖅᓯᐅᖅᐸᒃᓯᑎᓪᓗ ᑕᒫᓂ
ᐱᒻᒪᕆᐅᔪᖅ ᓇᓄᕐᓄᑦ ᐃᓪᓗᕐᑲᕐᕕᐅᕙᖕᓂᖅ/ᓯᑎᕐᑲᕐᕕᐅᕙᖕᓂᖅ ᐊᐅᔭᒃᑯᓪᓗ ᓂᕿᒃᓴᖅᓯᐅᕐᕕᐅᕙᖕᓂᕐᒧᑦ ᓇᓄᕐᓄᑦ
ᐱᒻᒪᕆᐊᓘᕗᖅ ᓇᐹᖅᑐᕐᑲᖏᑦᑐᕐᒥᐅᑕᓄᑦ ᑐᒃᑐᓄᑦ ᓄᕐᓇᕕᐅᕙᖕᓂᕐᒧᑦ ᐊᐅᔭᒃᑯᓪᓗ ᓂᕿᒃᓴᖅᓯᐅᕕᕐᕙᖕᓂᕐᒧᑦ
ᐱᒻᒪᕆᐊᓘᕗᖅ ᐊᐃᕙᕐᑲᓲᖑᓂᖓ ᓂᕿᒃᓴᖅᓯᐅᕐᓂᖏᓐᓄ ᑕᒫᓂ
</td></tr>
<tr><td>**ᑕᒪᓂᕐᒥᐅᑕᑐᕐᑲᐅᓐᖏᑦᑐᓄᑦ ᐆᒪᔪᓄᑦ/ᕿᑉᐱᕈᓄᑦ ᐱᑕᕐᑲᕐᕕᐅᕙᓕᕐᓂ ᖃᐅᔨᒪᔭᐅᔪᕐᑲᖏᑦᑐᖅ ᓱᓕ**</td><td>ᖃᐅᔨᒪᔭᐅᔪᕐᑲᖏᑦᑐᖅ ᓱᓕ</td></tr>
<tr><td>**ᐆᒪᔪᐃᑦ ᐊᒥᓲᖏᓗᐊᓕᕐᓂᖏᑦ**</td><td>ᐃᓕᑕᕆᔭᐅᓯᒪᓂᖏᑦ ᑲᓇᑕᒥ ᐆᒪᔪᐃᑦ ᐊᒥᓲᖏᓗᐊᓕᕐᓂᖏᓐᓄᑦ ᒫᓕᒐᖅᑎᒍᑦ ᓄᖑᓕᒫᓕᖅᑐᑦ:</td></tr>
</table>

	ᓇᐅᔭᕚᖅ ᓗᕕᑦᓗᕕᑦᓛᖅ (ᓴᐅᖅᕋᕕᒃ) ᐅᓗᕆᐊᓇᖅᑐᒦᓕᖅᑐᖅ: ᖁᐸᓄᐊᖅᔪᒃ Bank swallow ᑐᖕᒍᔪᖅᑐᖅᑲᕈᓐᓇᖅᑐᑦ ᖁᐸᓄᐊᑦ Barn swallow ᐋᖁᐊᖅ/ᐋᖁᐊᒃᓵᓗᒃ ᓇᐅᔭᕚᑦ ᑕᖅᓵᑐᖅᑲᖅᓂᖅᓴᖅ ᐋᖁᐊᖅ/ᐊᖁᐊᒃᓵᓗᒃ ᐊᔾᔨᐅᖕᒋᑦᑐᒥᒃ ᐃᓱᒫᓘᑕᐅᔪᑦ: ᑐᑭᓕᐊᒃᑐᓂᒃ ᑎᒥᖕᒐᒍᑦ ᑕᖅᓴᓕᒃ ᐋᖁᐊᖅ/ᐋᖁᐊᒃᓵᓗᒃ ᑭᒡᒐᕕᐊᖅᔪᒃ/ᑳᔩᖅ ᓇᓄᖅ ᐊᐅᐸᖅᑐᓕᒃ ᓴᖅᕋᖅ ᒥᕿᓂᖅᓴᖅ ᐅᒃᐱᒃ ᖃᕝᕕᒃ ᖃᐅᔨᓴᖅᑕᐅᓯᒪᔪᑦ COSEWIC-ᑯᓐᓄᑦ ᑲᓇᑕᒥ ᑲᑎᒪᔨᕋᓛᖕᒋᓐᓄᑦ ᖃᓄᐃᓕᖕᒐᓂᖕᒋᓐᓄᑦ ᐊᒥᓲᔪᓐᓃᖅᐸᓪᓕᐊᓂᕋᖅᑕᐅᓯᒪᔪᓄᑦ ᐆᒪᔪᐃᑦ ᐅᓗᕆᐊᓇᖅᑐᒦᓕᖅᑐᑦ: ᓇᐹᖅᑐᖅᑲᖕᒋᑦᑐᖅᒥᐅᑦ ᑐᒃᑐᐃᑦ ᓂᐱᓴ ᖁᖅᓱᖅᑐᖅ ᐊᔾᔨᐅᖕᒋᑦᑐᒥᒃ ᐃᓱᒫᓘᑕᐅᔪᑦ: ᐊᐃᕖᑦ ᕿᓇᓗᒐᐃᑦ ᐊᖅᕖᑦ ᖁᐸᓄᐊᖅ Harris’ sparrow ᑐᒑᓖᑦ ᕿᓇᓗᒐᐃᑦ ᓇᑦᑏᑦ ᑕᕆᐅᑉ ᓇᑎᐊᓂ ᖃᓕᕋᓖᑦ ᑲᑭᓪᓚᐅᑎᖅᑲᖅᑐᔮᖅᑐᑦ ᖄᖕᒐᒍᑦ – ᐃᖃᓗᒃᔪᐊᖑᓂᕋᖅᑕᐅᕙᖕᒥᔪᑦ, ᖃᓪᓗᓈᑎᑐᑦ ᑕᐃᔭᐅᔪᑦ -Thorny Skate–ᒥᒃ
ᐊᐅᓚᑦᑎᔨᐅᓂᖅᒧᑦ ᑎᒥᖁᑎᒋᔭᐃᑦ	ᐊᕙᑎᓕᕆᔨᖅᔪᐊᒃᑯᑦ ᓯᓚᐅᑉᓗ ᐊᓯᔾᔨᖅᐸᓪᓕᐊᔪᓕᕆᔨᖏᑦ ᑲᓇᑕᒥ (ᑲᓇᑕᒥ ᐆᒪᔪᓕᕆᔩᑦ ᐱᔨᑦᑎᕋᐃᔨᖏᑦ) ᐃᓚᒋᓪᓗᓂᒋᑦ ᐃᖅᓂᐅᖅᕕᒃᑯᑦ ᐊᕕᒃᑐᖅᓯᒪᓂᖏᓐᓄᑦ ᐊᐅᓚᑦᑎᔨᐅᖅᑕᐅᔪᑦ ᑲᑎᒪᔨᕋᓚᖏᑦ

ᐃᓄᖕᓄᑦ ᑎᑭᓯᒪᕝᕕᐅᔪᓐᓇᕐᓂᖕᒋᑦ ᐊᒻᒪᓗ ᐊᑐᖅᑕᐅᔪᓐᓇᕐᓂᖕᒋᑦ	ᐃᓄᐃᑦ ᓄᓇᕗᒻᒥᐅᑦ ᐊᑭᖃᖕᒋᑦᑐᒥᒃ ᐊᒻᒪᓗ ᐃᓯᒪᖅᓯᖅᓯᑎᒃ ᑎᑭᓯᒪᔪᓐᓇᖅᐳᑦ ᑕᒪᐅᖓ ᓄᓇᒧᑦ ᐊᖑᓇᓱᖕᓂᕐᒧᑦ, ᑎᑭᓯᒪᔪᓐᓇᕆᓪᓗᑎᒃ ᐃᒪᕐᓄᑦ ᐊᒻᒪᓗ ᑕᕆᐅᖓᓄᑦ ᐃᓗᐊᓃᑦᑐᓂᒃ ᑎᖕᒥᐊᖃᕐᕕᐅᑉ (ᒪᓕᒃᑕᐅᓪᓗᑎᒃ ᐃᓗᓕᖕᒋᑦ 5-ᖓᓃᑦᑐᑦ ᐃᓄᐃᑦ ᐃᑲᔫᓯᐊᒃᓴᖕᒋᓐᓄᑦ ᐊᖕᒋᕈᑎᖕᒋ) ᐊᒻᒪᓗ ᒪᓕᒃᑕᐅᔭᕆᐊᖃᕆᓗᑎᒃ ᐃᓗᓕᖕᒋᑦ 5.7.18-ᒦᑦᑐᑦ ᓄᓇᕗᒻᒥ ᐊᖕᒋᕈᑎᓂ). ᐱᔪᓐᓇᐅᑎᖃᕆᐊᖃᕈᓐᓇᕐᒥᔪᑦ ᐃᓄᐃᑦ ᑮᓇᐅᔭᓕᐅᕈᑎᒃᓴᒥᓂᒃ ᐱᓕᕆᓂᐊᕈᑎᒃ. ᐃᓄᓪᓚᕆᐅᓐᖏᑦᑐᑦ ᐊᑐᕈᓐᓇᖅᑐᑦ ᑎᖕᒥᐊᖃᕐᕕᖕᓂ ᐃᖅᑭᐊᖑᐃᔭᐅᑕᐅᓂᕐᒧᑦ ᐊᓯᖕᒋᓄᓪᓗ, ᓈᒪᔪᓂᒃ ᑭᓯᐊᓂ ᐱᔪᓐᓇᐅᑎᖃᕈᑎᒃ, ᒪᓕᒃᑕᐅᓪᓗᑎᒃ ᑎᖕᒥᐊᕐᓂᒃ ᐅᑎᖅᐸᒃᑐᓂᒃ ᑲᑎᒻᒪᐅᑕᐅᓗᑎᒃ ᒪᓕᒐᐊᖑᓯᒪᓂᖕᒋᑦ.

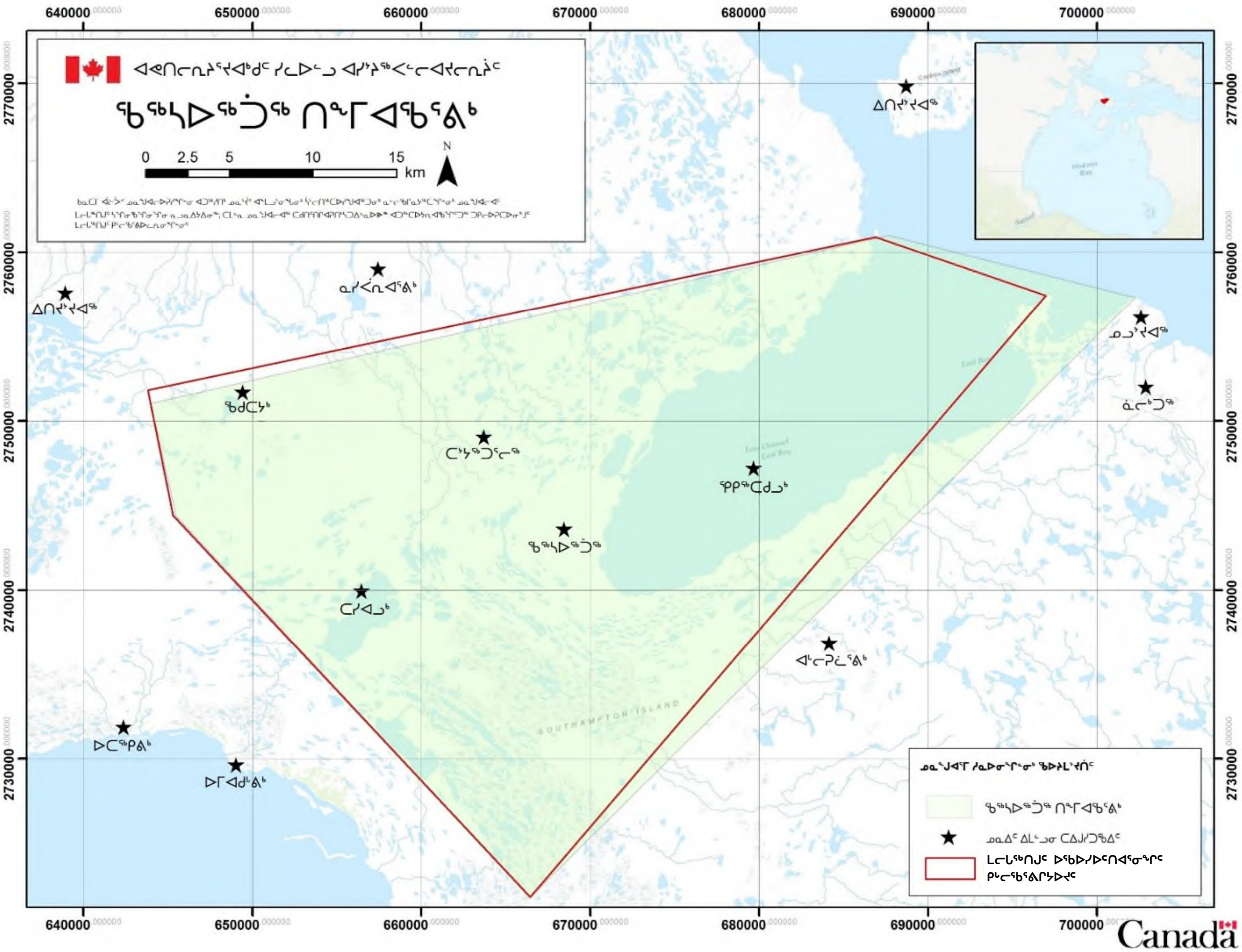
ᐊᕙᑎᓕᕆᔨᕐᔪᐊᒃᑯᑦ ᓯᓚᐅᑉ ᐊᓯᔾᔨᖅᐸᓪᓕᐊᔪᓕᕆᔨᑦ
ᖃᖕᓴᐅᖕᑑᖅ ᑎᕆᒥᐊᖃᕐᕕᒃ
0
2.5
5
10
15
km
N
ᓄᓇᖑᐊᒥ ᓯᓇᐅᓂᖕᒋᓐᓂᒃ ᖃᐅᔨᒪᔪᐃᑦ
ᖃᖕᓴᐅᖕᑑᖅ ᑎᕆᒥᐊᖃᕐᕕᒃ
ᓄᓇᐃᑦ ᐃᒪᓐᓄᓂ ᑕᐃᔾᔪᑎᖃᐃᑦ
ᒪᓕᒐᖅᑎᒍᑦ ᐅᖃᐅᓯᐅᑦᑎᐊᕐᓂᖏᑦ ᑭᒡᓕᖃᕐᕖᒋᔭᐅᔪᑦ
ᐃᑎᔾᔪᐊᖅ
ᓇᓯᐹᓇᐊᕐᕕᒃ
ᖃᑯᑕᔭᒃ
ᑕᔭᖅᑐᑦᓕᖅ
ᖃᖕᓴᐅᖕᑑᖅ
ᑕᓯᐊᓗᒃ
ᕿᑭᖅᑕᑯᓗᒃ
ᐃᑎᔾᔪᐊᖅ
ᑲᓗᔪᐊᖅ
ᓂᓕᒃᑐᖅ
ᐊᓪᓕᕈᓖᕐᕕᒃ
ᐅᑕᖅᑭᕝᕕᒃ
ᐅᒥᐊᑯᓪᕕᒃ
SOUTHAMPTON ISLAND
640000
650000
660000
670000
680000
690000
700000
2770000
2760000
2750000
2740000
2730000
Canada

ᑕᑯᔭᒃᓴᖅ 1: ᐃᓂᖓ ᑎᕆᒥᐊᕐᖃᕐᕕᐅᑉ ᐊᒻᒪᓗ ᐃᓄᐃᑦ ᐅᖃᐅᓯᑐᖄᒍᑦ ᓄᓇᐃᑦ ᑕᐃᔭᐅᓂᖏᑦ (ᐱᔭᐅᓯᒪᔪᑦ ᐃᓄᐃᑦ ᐱᐅᓯᑐᖃᕆᓐᓂᒃ ᐸᐸᑦᑎᔩᑦ ᑎᑎᖃᕐᑯᑎᖏᓐᓂᒃ).

1.1 ᐊᕙᒃᑐᖅᓯᒪᓂᖓᑕ ᖃᓄᐃᓕᖓᓂᖓ

ᖃᖅᓴᐅᖅᑐᑉ ᑎᖕᒥᐊᖃᕐᕕᖓ (ᓄᓇᖑᐊᑎᒍᑦ ᑎᑎᖃᓕᖕᒥ 64°00’N, 82°00’W) ᐃᓂᓕᒃ ᓴᓪᓕᐅᑉ ᕿᑭᖅᑖᓘᐊᑕ ᓂᒋᖅᐸᓯᐊᑕ ᑲᓇᖕᓇᐅᓂᖓᓂ, ᐊᖏᔪᐊᓗᒃ ᕿᑭᖅᑕᐅᖕᒪᑦ ᐅᐊᖕᓇᖅᐸᓯᖓᓂ ᑕᒪᓐᓇ Hᐊᑦᓴᓐᐹᑉ ᑕᕆᐅᕋᓗᐊᓂ. ᓴᓪᓕᐅᑉ ᕿᑭᖅᑖᓗᐊ ᐃᓚᒋᔭᐅᕗᖅ ᑭᕙᓪᓕᕐᒥᐅᓄᑦ, ᓄᓇᕗᒻᒥ, ᑲᓇᑕᒥ. ᓴᓪᓕᖅ, ᑕᒫᓂ ᐅᖓᓯᖕᓂᓕᒃ 30 km ᑭᓵᒥᑕᓂᒃ ᑎᖕᒥᐊᖃᕐᕕᖕᒥᒃ, ᓄᓇᓕᒋᔭᐅᔫᕗᖅ ᕿᑭᖅᑕᓂᖓ, ᐃᓄᖃᖅᓯᓂᓗ ᑕᒫᓂ 891-ᖏᓃᑦᑐᓂᒃ (ᓈᓴᐃᔾᑦ ᑲᓇᑕᒥ, 2016 ᐃᓄᐃᑦ ᐊᒥᓲᓂᖏᑦ).

ᑕᒪᓐᓇ ᑎᖕᒥᐊᖃᕐᕕᒃ ᐃᓚᖃᓇᕗᖅ ᖃᖅᓴᐅᖅᑑᑉ ᑕᕆᐅᖓᓂᒃ ᐃᒪᕐᒥᒃ, ᑲᖏᖅᑐᖓᓂᒃ 50 km ᑭᓵᒥᑕᓂᒃ ᑕᑭᓂᓕᖕᒥᒃ, ᐊᒻᒪᓗ ᑕᒪᐃᓐᓂᑲᓴᒃ ᐃᓚᒋᔭᐅᓪᓗᑎᒃ ᓄᓇᖏᑦ ᐊᑦᑎᒃᑑᑦᑕᐅᓂᖏᑦ ᖃᖃᔫᖃᖏᓂᐅᔪᑦ ᑎᑭᐅᒪᔪᑦ ᑐᓂᕐᒥᐅᑦ ᑕᕆᐅᖓᓄᑦ, ᐱᖓᖕᓇᖅᐸᓯᐊᓂ ᑭᒡᓕᖃᕐᕕᖓ ᑎᖕᒥᐊᖃᕐᕕᐅᑉ ᐊᑕᕗᑦ ᑕᕆᐅᖓᓄᑦ ᑲᖏᖅᑐᖓᓄᑦ ᐊᒻᒪᓗ ᑕᒪᐅᖓ ᐃᓗᐃᓪᓕᐅᓂᕋᖅᑕᐅᔪᑉ ᐊᑖᓃᑦᑑᑉ ᑕᕆᐅᖑᓂᖓᓄᑦ ᐃᒪᕐᒧᑦ (Foxe Channel-ᒧᑦ).

ᓴᓪᓕᐅᑉ ᕿᑭᖅᑖᓗᐊ, ᑎᖕᒥᐊᖃᕐᕕᖓ, ᓴᓇᕙᐅᓯᒪᖏᓕᖅ ᐊᖏᔪᒥᒃ ᐊᒻᒪᓗ ᐊᒃᑐᖅᑕᐅᓯᒪᓗᐊᕿᓂ. ᐃᓅᔾᔪᑎᒃᓴᓂᒃ ᐊᖑᓇᓱᒃᕙᐅᕙᖕᓂᖓ ᑲᔪᓲᓐᓇᖅᐳᖅ ᑕᒫᓂ ᐱᒻᒪᕆᐅᓘᓂᖓᓄᑦ ᐃᓕᖅᑯᓯᖏᓐᓄᑦ, ᐃᓅᖅᑲᑎᒌᒃᑐᓄᑦ ᐊᒻᒪᓗ ᐃᓅᔾᔪᑎᒃᓴᖅᑲᓐᓇᕐᓂᖏᓐᓄᑦ ᓴᓪᓕᕐᒥᐅᑦ (ᐅᖃᐅᓯᐅᑦᑎᐊᒃᑲᓐᓂᖅᑐᑦ ᑎᑎᕋᖅᓯᒪᓂᖏᓐᓂ 3.2 ᐊᒻᒪᓗ 3.3-ᒥ). ᐃᓄᐃᑦ ᓅᑉᐸᒃᑐᑦ ᕿᑭᖅᑕᖓᓐᓂ ᐱᓗᐊᖅᑐᒥᒃ ᓯᑰᒃᑯᑦ, ᕿᒧᒃᓯᑯᓪᓗᓐᓃᑦ ᐅᑭᐅᒃᑯᑦ ᐊᒻᒪᓗ ᐊᐅᔭᒃᑯᑦ Hᐋᓐᑕᒃᑯᑦ ᐅᒥᐊᒃᑯᓪᓗ. ᐅᖓᓯᖕᓂᖓ ᓄᓇᖓᑦ ᓄᓇᒃᑰᕈᑎᓕᓐᓇᕝᕙᖅᑲᓗᐊᖏᓂᖓᓄᑦ ᓴᓇᔭᐅᕝᕙᒃᓴᖅᑲᖏᓗᐊᕐᓂᖏᓄᓪᓗ ᑕᒃᑯᓂᖓ, ᐊᐅᓪᓚᕈᓐᓇᕐᓂᕐᒧᑦ ᐊᔪᓐᓇᕈᑕᐅᕙᒃᑐᑦ, ᑎᖕᒥᐊᖃᕐᕕᖓᒧᑦ ᖃᖓᑕᓲᖅᑲᑕᖅᑲᖏᑎᓪᓗᒍ.

ᖃᖅᓴᐅᖅᑑᕐᒥ ᑎᖕᒥᐊᖃᕐᕕᒃ ᐊᑕᔪᖅ ᐅᒃᑯᒃᓯᓴᓕᐅᑉ ᐅᔭᕿᓪᓛᖑᓂᖅᐊᖄᓗᐊᓄᑦ ᐊᑖᒍᑦ ᐊᒻᒪᓗ ᓴᓪᓕᐅᑉ ᕿᑭᑕᓗᐊᓃᔅᓯᓂ (ᐊᕙᒃᑐᖅᓯᒪᔪᓂᒃ ᑕᑯᑎᑦᑎᔾᔪᑦ 2). ᑕᒪᓐᓇ ᑐᑭᖃᖅᐳᖅ ᐊᖅᑯᑕᒫᖅ ᓂᒡᓕᓯᖕᓂᖅᑲᓲᖑᓂᖓᓂᒃ ᖃᓂᒋᔭᖏᓐᓂ -11°C (ᐊᐅᔭᒃᑯᑦ ᑕᒫᓃᓚᔅᑐᖅ 2°C; ᐅᑭᐅᒃᑯᑦ ᑕᒫᓃᓚᔅᓯᓂ -23°C). ᑕᒪᒃᑯᐊ ᓄᓇᖏᑦ ᐊᔾᔨᒌᖏᑦᑐᑦ ᐱᓗᐊᖅᑐᒥᒃ ᐅᑭᐅᖅᑕᖅᑑᓂᖅᔫᑉ ᐊᕙᑎᖓᓂᒃ ᓯᓚᖅᑲᓲᖑᔪᖅ. ᐊᐱᓯᒪᔪᓐᓇᕐᓂᖅᑐᖅ ᑕᒪᐃᓐᓂᒃ ᑕᖅᑭᓂᒃ, ᐱᖏᑕᑐᐊᓇᓗᒍ ᔪᓚᐃ ᑕᖅᑭᖓ. ᐃᒪᐃᑦ ᑕᕆᐅᕐᒥ ᓂᒋᖅᐸᓯᖓᓂ ᓯᒡᔭᖅᐸᓯᐅᓂᖏᕐᒥ ᑐᕙᐃᖓᐃᓇᑲᓴᒍᓱᒃᐸᑦ ᑕᐃᒪᐃᓂᖓᓄᑦ, ᑭᓂᐸᓂᖅᓴᐅᓂᖅᑲᕋᒃᐳ ᑕᒪᓂ. ᐊᖅᑯᑕᒫᖅ ᒪᖅᑯᒍᓐᓇᖅᓂᖓ, ᖃᓐᓂᐅᓐᓇᖅᓂᖓᓗᓐᓃᑦ ᓴᓪᓕᓂ ᑕᒫᓃ ᐄᑦᑐᖅᐳᑎᓕᖕᒦᑦᑐᑦ 302.9 mm-ᒦᓲᖑᕗᖅ, ᓄᓇᕗᒻᒥᐅᑦ ᓄᓇᖅᐱᖕᒥᐅᑕᐅᓂᖅᓴᐅᓂᖏᓐᓂᒃ ᑭᓂᐸᓂᖅᓴᐅᓂᖅᑲᖅᓯᓂ.

ᐊᕙᒃᑐᖅᓯᒪᔪᓂᒃ ᑕᑯᑎᑦᑎᔾᔪᑦ 2: ᐊᕙᒃᑐᖅᓯᒪᓂᖓᑕ ᖃᓄᐃᓕᖓᓂᖏᑦ ᐊᒻᒪᓗ ᐆᒪᔪᖃᕐᓂᖏᑦ ᐊᕌᓗᐊᓂ ᓇᓗᓇᐃᒃᑯᑎᖅᑕᐅᓯᒪᓂᖏᑦ ᑎᖕᒥᐊᖃᕐᕕᖕᒥ

ᐊᕙᒃᑐᖅᓯᒪᓂᖓᑕ ᖃᓄᐃᓕᖓᓂᖏᑦ	ᑲᓇᑕᐅᑉ ᓄᓈᓗᐊᓂᒃ ᑕᐃᔅᓱᒪᓂᑐᕐᑲᒻᒪᕆᒃ ᐅᓴᕋᖅᐸᑦᓕᐊᓕᓚᐅᕐᓂᖏᑦ
ᓄᓇᖓᑕ ᑲᓇᑕᒥ ᐊᕙᒃᑐᖅᓯᒪᓂᖓ	Hᐊᓪᓴᓐᐂᑉ ᐊᕙᒃᑐᖅᓯᒪᓂᖓᓄᑦ ᐃᓚᒋᔭᐅᔪᖅ ᑰᒻᔪᐊᕌᓘᑉ, ᒫᓂᑐᐸᒥ ᐊᕙᒃᑐᖅᓯᒪᓂᖓᓂ
ᐊᕐᑎᒥᐅᑕᖏᑦ ᖃᓄᐃᑐᖃᕐᓂᖏᑦ	2 ᒪᕐᕌᒃ ᐅᐊᖕᓇᖓᓂ ᐅᑭᐅᖅᑕᖅᑑᓂᐅᑉ 3 ᐱᖓᓱᑦ ᓂᒋᐊᕐᓂ ᐅᑭᐅᖅᑕᖅᑑᓂᐅᑉ
ᓄᓇᖏᑦ ᐆᒪᔪᖃᕐᓂᖏᓄᑦᑐ ᐊᔾᔨᒌᖏᓐᓂᖃᕐᓂᖏᑦ	2.5 ᐃᖃᕋᓴᐅᑉ-ᐃᓗᓕᐅᓪᓗ ᑕᕆᐅᕋᓗᐊ 3.2 ᑭᕙᓪᓕᐅᑉ ᐊᑦᑎᒃᑑᑎᐅᓂᖏᑦ ᓄᓄᓇᐃᑦ
ᓄᓇᖏᑦ ᐆᒪᔪᖃᕐᓂᖏᓄᑦᑐ ᐊᔾᔨᒌᖏᓐᓂᖃᕐᓂᖏᑦ	2.5.30 ᐅᒃᑯᒃᓯᓴᓕᐅᑉ ᐅᓴᕌᓪᓛᖑᓂᐊᓗᐊ 3.2.46 ᓴᓪᓕᐅᑉ ᕿᑭᖅᑖᓘᐊ ᓇᐹᖅᑐᖃᖕᒋᓐᓂᖅ
ᓄᓇᖏᑦ ᐆᒪᔪᖃᕐᓂᖏᓄᑦᑐ ᐊᒃᑐᖅᑕᐅᓗᐊᖅᑕᐃᓕᒪᔪᑦ (ᓄᓇᐃᑦ ᓄᓇᒥᐅᑕᖏᓪᓗ)	2.5.30.130 ᖃᖅᓴᐅᖅᑑᖅ ᑲᖏᖅᑐᖓ ᕿᑭᖅᑕᐃᓪᓗ 3.2.46.184 ᐊᒃᐸᕐᔪᐊᑉ ᑐᓂᕐᒥᐅᓪᓗ ᐊᑯᒥᖓᒻᒥ ᑕᕆᐅᖓᑕ ᐃᒪᖓ (Fisher Strait) ᕿᑭᖅᑕᐃᓪᓗ
ᑕᕆᐅᕐᒥᐅᑕᐃᑦ ᐆᒪᔪᖃᕐᕕᖓᓴᐅᓂᖏᑦ	ᐊᔾᔨᒌᖏᑦᑑᑎᓂᒃ Hᐊᓪᓴᓐᐱᖑᓂᕐᒥᓲᑦ

1.2 ᖃᓄᖅ ᐱᕙᓪᓕᐊᓚᐅᕐᒪᖔᑦ

ᐃᓄᐃᑦ ᖃᐅᔨᑎᑦᑎᓚᐅᖅᓯᒪᔪᑦ ᑲᖑᓕᐊᓘᓂᖓᓂᒃ ᖃᖅᓴᐅᖅᑑᕐᒥ ᑕᐃᔅᓯᒥᖓ ᐋᓚᓐ ᓘᕆᒃ-Alan Loughrey ᑲᓇᑕᒥ ᐆᒪᔪᓕᕆᔨᓂᒃ 1952-ᖑᑎᓪᓗᒍ. ᐆᒪᔪᓕᕆᔩᑦ ᖃᐅᔨᓴᕆᐊᓕᓚᐅᖅᑐᑦ ᖃᖓᓲᒃᑯᑦ ᓱᓇᑕᕐᑲᕐᓂᖓᓂᒃ ᑕᒫᓂ 1952 (A. Loughrey) ᐊᒻᒪᓗ 1955 (F. G. Cooch), ᑭᖑᓂᐊᒍᑦ ᒪᕐᕈᖕᓂᒃ ᐊᕋᒎᖕᓂᒃ ᓄᓇᑦᑦᓯᑎᒃ ᖃᐅᔨᓴᓚᐅᖅᑐᑦ (T.W. Barry). 1957-ᒥ ᑐᓂᓯᔪᖃᓚᐅᖅᑐᖅ ᑐᒃᓯᕋᐅᑎᓂᒃ ᓴᐳᓐᓂᐊᖅᑕᐅᕐᑯᓪᓗᒍ ᐅᓪᓗᖃᕐᕕᐅᓗᐊᕐᓂᖓ ᐃᕙᕝᕕᐅᕙᖕᓂᖓᓂᒃ ᒥᑭᔫᑎᐅᓂᖅᓴᐃᑦ ᖃᖑᐃᑦ ᐊᒻᒪᓗ ᓂᕐᓕᕐᓇᐃᑦ, Atlantic brant ᐅᓴᕋᖕᓂᐊᕈᒃᓴᖅᓯᐅᕐᕕᐅᔪᓐᓇᕐᓂᕐᒥᒃ ᓴᐳᓐᓂᐊᖅᑕᐅᕐᑯᓪᓗᒋᑦ ᐊᒻᒪᓗ ᐳᓚᕋᑦᑎᐅᕙᒃᑐᓂᒃ ᑎᑭᐸᒃᑐᓂᒃ (Cooch & Barry, 1957). ᐅᕙᒪᐅᓚᐅᖅᑐᑦ ᑕᐃᔅᓯᒪᓂ ᐃᓕᑕᖅᓯᓕᓚᐅᖅᑐᑦ ᑕᐃᔭᖓᓂᒃ "ᑲᐅᒃᓴᐅᒃᑕᐅᒥᒃ"-"Kouksauktow" ᖃᓪᓗᓈᑎᑐᑦ ᑎᑎᕋᖅᓯᒪᔪᒥᒃ ᐃᓄᖕᓄᑦ ᑕᐃᔭᐅᓂᕋᖅᑕᐅᓪᓗᓂ ᑕᐃᒫᒃ, ᖃᖅᓴᐅᖅᑑᖅᑲᕐᓂᖓᓄᑦ ᑕᐅᕙᓐᓇ ᑕᓯᐅᔭᕐᔪᐊᖑᓂᖓ. (Cooch & Barry, 1957). ᒪᐃ 21, 1959-ᒥ, ᖃᖅᓴᐅᖅᑑᕐᒥ ᑎᖕᒥᐊᖃᕐᕕᒃ ᐱᓐᖑᑎᖅᑕᐅᓕᓚᐅᖅᐳᖅ ᒥᓂᔅᑕᐅᔪᑦ ᑲᑎᒪᔨᖕᒋᓐᓄᑦ, ᑲᓇᑕᒥ ᒪᓕᒐᓕᐅᖅᓯᑎᒃ, (P.C. 1959-629).

ᑎᑎᕋᖅᑕᐅᖄᓚᐅᖅᑐᑦ ᐊᐅᓚᑕᐅᓂᖏᓐᓄᑦ ᐸᕐᓇᐅᑏᑦ 1986-ᖑᑎᓪᓗᒍ, ᓯᕗᓂᐊᒍᑦ ᓄᓇᕗᒻᒥ ᓄᓇᑖᓚᐅᖏᓐᓂᖏᓐᓂ ᓯᓚ ᐊᒻᒪ ᐊᑎᓕᐅᖅᑕᐅᓚᐅᖏᓐᓂᖓᓂ ᓯᓚ ᐃᓄᐃᑦ ᐃᑲᔫᓯᐊᒃᓴᖏᓐᓄᑦ ᐊᖏᕈᑏᑦ (Stephenson & McCormick, 1986).

1.3 ᓄᓇᖁᑎᒋᔭᐅᓂᖏᑦ ᐊᒻᒪ ᐊᑐᖅᑕᐅᔪᓐᓇᕐᓂᖏᑦ

ᑕᒪᓐᓇ ᓄᓇᖓ ᐊᖏᓂᖅᓴᐅᔪᖅ ᑕᒪᐃᓐᓂᒃᓴ ᐃᓄᖕᓄᑦ ᐱᖁᑎᒋᔭᐅᔪᒦᒻᒪᑦ ᓄᓇᒥ. ᐊᑕᐅᓯᖅ ᐃᖕᒥᒎᖓᔪᖅ ᓄᓇᐅᓂᖓ ᑕᒫᓂ ᓇᓗᓇᐃᒃᑯᑕᓕᒃ ᑎᖕᒥᐊᖃᕐᕕᖕᒥᒃ, CH-13, ᐃᓄᖕᓄᑦ ᐱᔪᓐᓇᐅᑎᖃᕐᕕᐅᔪᑑᕗᖅ ᖃᖓᓃᑐᓐᓇᐅᓂᖏᓐᓄᑦ ᑕᒫᓂ ᓄᓇᐅᑉ (ᑕᑯᔭᒃᓴᖅ 2). ᑲᓇᑕᐅᑉ ᒐᕙᒪᒃᑯᖏᓐᓄᑦ ᓄᓇᖁᑎᒋᔭᐅᓂᕋᖅᑕᐅᔪᑦ ᐃᓱᖃᖅᐳᑦ ᑕᐅᕙᓂ ᓂᒋᐊᑕ ᐱᖓᖕᓇᖅᐸᓯᖓᓂᒃ ᐃᑭᕐᕋᖓ/ᑎᓇᖁᐊᖓ ᑎᖕᒥᐊᖃᕐᕕᐅᑉ, ᕿᑭᖅᑖᑯᓘᑉᓗ. ᐃᓄᖕᓄᑦ ᐱᖁᑎᒋᔭᐅᔪᑦ ᓄᓇᖏᑦ ᐊᐅᓚᑕᐅᓪᓗᑎᒃ ᑕᐃᒃᑯᓄᖓ ᑭᕙᓪᓕᕐᒥ ᐃᓄᐃᑦ ᑲᑐᔾᔨᖃᑎᒌᖏᓐᓄᑦ ᐱᔾᔪᔾᔨᓗᑎᒃ ᐃᑲᔪᖅᑎᐅᓪᓗᑎᒡᓗ ᑕᒪᐃᓐᓂᒃ ᐃᓄᖕᓂᒃ. ᑲᓇᑕᒥ ᒥᓂᔅᑕᐅᔪᖅ ᒐᕙᒪᖏᓐᓄᑦ-ᐃᓄᐃᓪᓗ ᓄᓇᓕᑐᖃᐃᑦ ᑲᓇᑕᒥ ᐱᓕᕆᖃᑎᒌᒍᓐᓇᕐᓂᖏᓐᓄᑦ ᐊᒻᒪᓗ ᐅᑭᐅᖅᑕᖅᑐᒥ ᐱᕙᓪᓕᐊᔪᓕᕆᓂᕐᒧᑦ ᑲᓇᑕᒥ, ᒪᓕᒃᑕᐅᑎᒃ *ᑲᓇᑕᐅᑉ ᐅᑭᐅᖅᑕᖅᑐᖅᐸᓯᐅᓂᖏᓐᓂ ᓄᓇᐃᑦ ᒪᓕᒐᖏᑦ (ᓄᓇᕗᒻᒥ)*, ᑎᒍᒥᐊᖅᑎᐅᕗᑦ ᑕᒪᐃᓐᓂᑦᑎᐊᖅ ᓄᓇᐅᑉ ᐃᓗᐊᓃᑦᑐᓂᒃ ᐱᔪᓐᓇᐅᑎᓂᒃ.

ᑲᓇᑕᒥ ᐆᒪᔪᓕᕆᔨᒃᑯᑦ ᑲᒪᔨᐅᕗᑦ ᐊᐅᓚᑦᑎᓂᕐᒥᒃ ᓴᐳᓐᓂᐊᖅᑎᐅᓂᕐᒥᒡᓗ ᑕᐅᕙᓂ ᑎᖕᒥᐊᕐᓂᒃ, ᐅᓪᓗᖏᓐᓂᒃ, ᒪᓐᓂᖏᓐᓂᒃ, ᓇᓂᑐᐃᓐᓈᕋᓗᐊᕈᑎᒃ, ᐊᒻᒪᓗ ᑎᖕᒥᐊᖃᕐᕕᐅᓂᖓᓂᒃ ᑲᓇᑕᐅᑉ ᒐᕙᒪᐃᑦ ᓄᓇᖏᑦᓃᑦᑐᓐᓂᒃ. ᐃᓄᐃᑦ ᓄᓇᖁᑎᒋᔭᐅᔪᓃᑦᑐᑦ ᑎᖕᒥᐊᖃᕐᕖᑦ ᓄᓇᖁᑎᖏᑦ ᐊᐅᓚᑕᐅᕙᒃᑐᑦ ᑭᕙᓪᓕᕐᒥ ᐃᓄᐃᑦ ᑲᑐᔾᔨᖃᑎᒌᖏᓐᓄᑦ.

ᐃᓄᐃᑦ ᓄᓇᖁᑎᖏᑦ ᐃᓱᓕᕝᕕᖃᖅᐳᑦ ᐃᒪᐅᑉ ᑕᕆᐅᑉ ᐃᑎᔫᓂᖓᓂᒃ ᖁᕝᕙᓯᖕᓂᖅᐹᖑᓂᖓᓂᒃ (*NA s.19.8.13*). ᑕᕆᐅᕐᒥ ᓇᑎᖅ ᐃᖃᖅ ᐃᒪᐃᓪᓗ ᐅᖓᑕᓃᑦᑐᑦ ᐃᓄᐃᑦ ᓄᓇᖁᑎᖓᑕ ᐱᒋᔭᐅᕗᑦ ᑲᓇᑕᐅᑉ ᒐᕙᒪᒃᑯᓐᓄᑦ.

ᐃᖃᓗᓕᕆᕐᔪᐊᒃᑯᑦ ᑕᕆᐅᕐᒥᐅᑕᓕᕆᕐᔫᓪᓗ ᑲᓇᑕᒥ ᓂᕈᐊᓚᐅᖅᑐᑦ ᓯᒡᔭᖅᐸᓯᐅᓂᖓᓂᒃ ᐃᒪᕐᓂᒃ ᐊᕙᓗᐊᓂ ᓴᓪᓕᐅᑉ ᕿᑭᖅᑖᓗᐊᓂ ᐊᒻᒪᓗ ᐃᒡᓗᓕᒑᕐᔫᑉ ᐊᕙᓗᐊᓂᒃ ᐃᓚᐅᔪᒪᓂᖏᓐᓄᑦ, ᑕᐃᒪᐃᒪᑦ ᑕᒪᓐᓇ ᐱᒋᐊᕐᕕᐅᕗᖅ ᑕᕆᐅᖏᓐᓂᒃ ᐃᒪᕐᓂᒃ ᓴᐳᓐᓂᐊᖅᑕᐅᓯᒪᕙᒃᓴᐅᓂᕐᒧᑦ ᐱᓕᕆᕝᕕᓂᐊᓕᖅᑐᓄᑦ. ᓴᓪᓕᐅᑉ ᕿᑭᖅᑖᓗᐊ ᐃᓚᒋᔭᐅᖁᔭᐅᓂᖓ ᑕᒪᑐᒧᖓ ᓴᐳᓐᓂᐊᖅᑕᐅᓯᒪᕙᒃᓴᐅᓂᕐᒧᑦ ᒫᓐᓇᐅᔪᖅ ᐃᓚᖃᖅᑐᑦ ᖃᖅᓴᐅᖅᑑᑉ ᑕᕆᐅᓪᓗ ᐃᒪᖁᑎᖏᓐᓂᒃ ᑎᖕᒥᐊᖃᕐᕕᖕᒥᒃ, ᑭᓯᐊᓂ ᐃᖃᓗᓕᕆᕐᔪᐊᒃᑯᑦ ᐊᒻᒪᓗ ᐃᓚᒋᕙᒃᑕᖅᑐᑦ ᑐᑭᓕᐅᑭᒫᖅᑐᑦ ᑭᖑᓪᓕᕐᒥ ᖃᓄᐃᓕᖅᑲᓐᓂᐊᕐᒪᖔᑦ ᑭᓪᓕᖃᕐᕕᒃᓴᖏᑦ ᑕᕆᐅᑉ ᓴᐳᓐᓂᐊᖅᑕᐅᓯᒪᕙᒃᓴᕐᓗᓂᒃ, ᑐᑭᓯᒋᐊᕈᑕᐅᑦᑎᐊᓚᐅᕐᓗᑎᒃ ᐊᒻᒪᓗ ᐃᓄᖕᓂᒃ ᑭᓇᒃᑯᑐᐃᓐᓇᕐᓂᒃ ᑎᒥᖁᑎᒋᔭᐅᔪᓂᒃ ᖃᐅᔨᒋᐊᕐᕕᖃᓚᐅᕐᓗᑎᒃ.

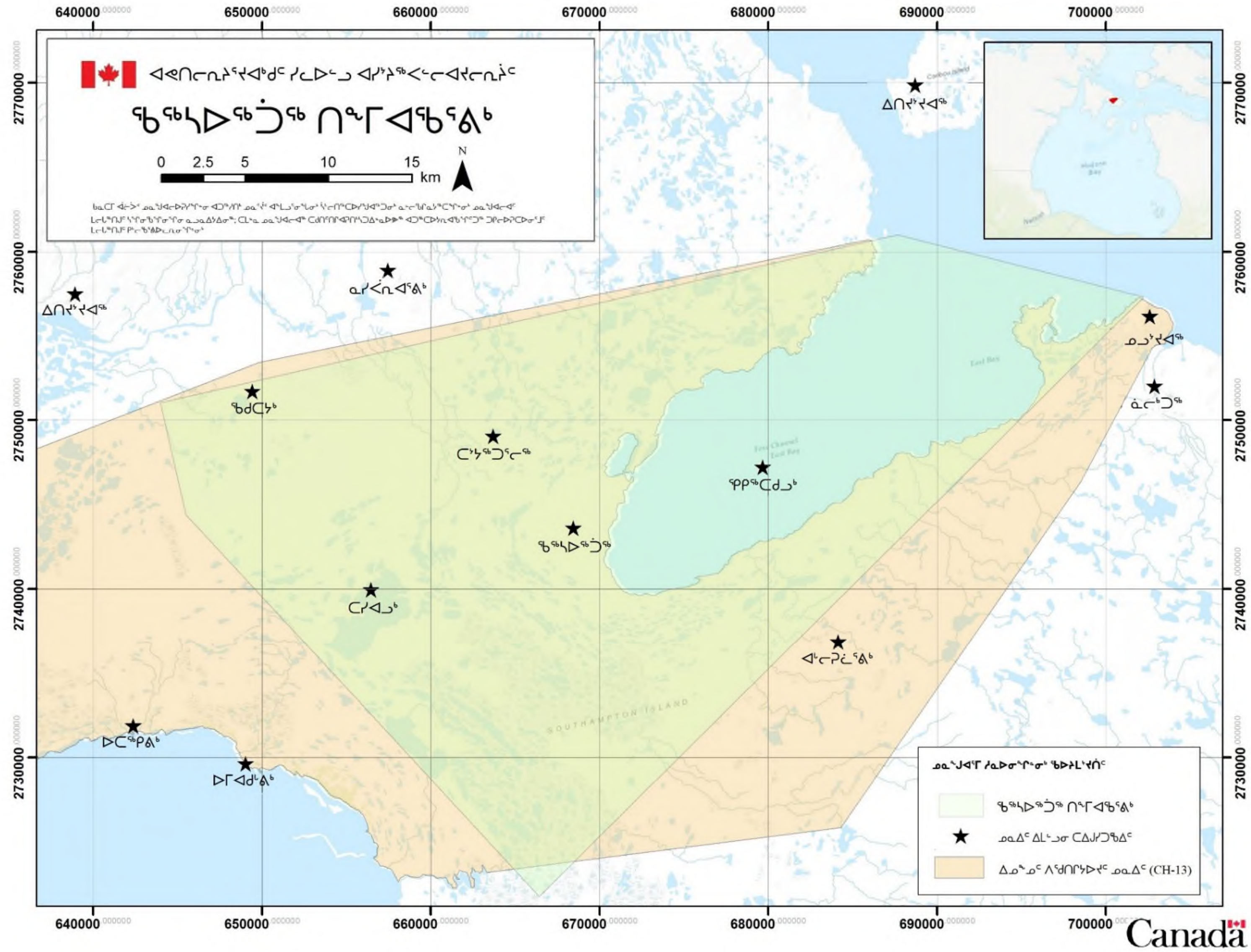
ᐊᕙᑎᓕᕆᓂᕐᒃᔪᐊᒃᑯᑦ ᓯᓚᐅᑉ ᐊᓯᔾᔨᖅᐸᓪᓕᐊᔪᓕᕆᓃᑦ
ᖃᖅᓴᐅᖅᑑᖅ ᑎᖕᒥᐊᖃᕐᕕᒃ
0 2.5 5 10 15 km
N
ᐃᑎᔪᔾᔪᐊᖅ
ᓇᓯᐹᓇᐊᕐᕕᒃ
ᐃᑎᔾᔪᐊᖅ
ᖁᑯᑕᔭᒃ
ᑖᔭᖅᑐᕐᓕᖅ
ᖃᖅᓴᐅᖅᑑᖅ
ᑕᓯᐊᓗᒃ
ᖁᑭᖅᑕᑯᓗᒃ
East Bay
ᓄᓗᔾᔪᐊᖅ
ᓅᓕᒃᑐᖅ
ᐊᓕᕈᓛᕐᕕᒃ
SOUTHAMPTON ISLAND
ᐅᑕᖅᑭᕕᒃ
ᐅᒥᐊᑯᒡᕕᒃ
ᓄᓇᖑᐊᕐᒥ ᓱᓇᐅᓂᖏᓐᓂᒃ ᖃᐅᔨᒪᔪᑏᑦ
ᖃᖅᓴᐅᖅᑑᖅ ᑎᖕᒥᐊᖃᕐᕕᒃ
ᓄᓇᐃᑦ ᐃᒪᓐᓄᓂ ᑕᐃᒍᓯᖅᑕᐃᑦ
ᐃᓄᖕᓄᑦ ᐱᖁᑎᒋᔭᐅᔪᑦ ᓄᓇᐃᑦ (CH-13)
640000
650000
660000
670000
680000
690000
700000
2770000
2760000
2750000
2740000
2730000
Canada

ᑕᑯᔭᒃᓴᖅ 2: ᐃᓄᐃᑦ ᓄᓇᖁᑎᒋᔭᖏᑦ ᐃᓗᐊᓂ ᑎᖕᒥᐊᖃᕐᕕᐅᑉ.

1.4 ᐃᓪᓗᕐᑯᑎᒋᔭᐅᔪᑦ ᐱᕐᑯᑏᓪᓗ

ᐱᑕᕐᑲᖅᐳᖅ 9-ᓂᒃ ᒐᕙᒪᒃᑯᑦ ᐱᕐᑯᑎᖏᓐᓂᒃ ᑎᖕᒥᐊᕐᑲᕐᕕᖕᒥ (ᐊᕕᒃᑐᖅᓯᒪᔪᓂᒃ ᑕᑯᑎᑦᑎᔾᔪᑦ 3). ᐊᕙᑎᓕᕆᔩᕐᔪᐊᒃᑯᑦ ᒪᕐᕉᖕᓂᒃ ᐊᑯᓂᐅᓕᖅᑐᖅ ᖃᐅᔨᓴᕐᕕᓖᒃ. ᖃᐅᔨᓴᖅᑎᕐᑲᕈᑦ ᐹᓪ ᓯᒥᑦ-Paul Smith (ᐆᒪᔪᓕᕆᔨᒃᑯᑦ ᓄᓇᒥᓗ ᖃᐅᔨᓴᕐᕕᖕᒐᓐᓂᒃ, ᖃᐅᔨᓴᖅᓂᖅ ᓴᓇᕐᕈᑎᓕᕆᓂᖅ) ᐋᕐᑭᐅᒪᑎᑦᑎᕙᒃᑐᑦ ᐊᐅᓚᑦᑎᔨᐅᓪᓗᓂᓗ ᓄᓇᒥ ᑕᖅᑮᕐᕕᖕᒥᒃ. ᓯᓪᔭᖅᐸᓯᖕᒥᓃᖅᒍᔪᓂᒃ ᖃᐅᔨᓴᖅᑎᐅᓗᐊᖅᐳᑦ ᑕᐅᕙᓂ. ᓯᑕᒪᐅᔪᑦ 4 ᐊᑐᖅᑕᐅᕐᑲᑦᑕᐃᓐᓇᖅᑐᑦ ᐱᕐᑯᑏᑦ; ᐃᓪᓗᕋᓛᖅ ᑕᖕᒫᕐᕕᒃ, ᓯᕐᓗᐊᖅ, ᖃᐅᔨᓴᕐᕕᒃ, ᐊᒻᒪᓗ ᐊᓇᕐᕕᒃ. ᑕᖕᒫᕐᕕᒃ ᕐᑭᑭᖅᑕᓗᖕᒥ ᐊᑐᖅᑕᐅᓗᐊᖅᐸᒃᑐᖅ ᖃᐅᔨᓴᕐᓂᕐᒥᑦ ᒥᑎᕐᓂᒃ. ᐱᕐᑯᑏᑦ ᕐᑭᑭᖅᑕᒥ ᐃᓚᕐᑲᖅᑐᑦ ᑕᐅᕙᓂ ᐃᓪᓗᕋᓛᕐᒥᒃ ᑕᖕᒫᕐᕕᖕᒥᒃ, ᖃᐅᔨᓴᕐᕕᖕᒥᒃ ᐃᓪᓗᕋᓛᕐᒥᒃ, 7-ᖑᔪᓂᒃ ᑕᓕᖕᒐᕕᓕᖕᓂᒃ, ᐊᒻᒪᓗ ᐊᓇᕐᕕᖕᒥᒃ. ᖃᐅᔨᓴᖅᑎᐅᔪᑎᓕᒃ ᒍᕌᓐᑦ ᒋᐅᓪᑯᕋᐃᔅᑦ-Dr. Grant Gilchrist (ᐆᒪᔪᓕᕆᔨᒃᑯᑦ ᓄᓇᒥᓗ ᖃᐅᔨᓴᕐᕕᖕᒐᓐᓂᒃ, ᖃᐅᔨᓴᖅᓂᖅ ᓴᓇᕐᕈᑎᓕᕆᓂᖅ) ᑲᒪᔨᐅᔪᖅ ᕐᑭᑭᖅᑕᑯᓗᖕᒥᒃ ᐱᕐᑯᑎᓂᒃ.

ᐊᕕᒃᑐᖅᓯᒪᔪᓂᒃ ᑕᑯᑎᑦᑎᔾᔪᑦ 3: ᐃᓪᓗᕐᑯᑎᒋᔭᐅᔪᑦ ᐱᕐᑯᑏᓪᓗ ᑎᖕᒥᐊᕐᑲᕐᕕᖕᒥ

ᓲᓇᐅᓂᖏᑦ (ᐱᕐᑯᑏᑦ)	ᖃᓄᐃᓂᖏᑦ	ᐊᖏᓂᖏᑦ ᐆᒃᑐᕋᐅᑎᒃᑯᑦ Fᐄᑦᑯᑦ	ᖃᖓ ᓴᓇᔭᐅᓂᑯᑦ	ᑲᒪᔨᐅᔪᑦ ᐱᕐᑯᑎᓂᒃ	ᓇᓂ
ᑕᖕᒫᕐᕕᒃ ᐃᓪᓗᕋᓛᖅ - ᓄᓇᒦᕝᕕᖕᒐᓐᓂ	ᐱᐅᔪᖅ	16 x 24	2008	ᐊᕙᑎᓕᕆᔩᕐᔪᐊᒃᑯᑦ	63° 59' 14", -81° 41' 44"
ᓯᕐᓗᐊᖅ ᐃᓪᓗᕋᓛᖅ - ᓄᓇᒦᕝᕕᖕᒐᓐᓂ	ᐱᐅᔪᖅ	12 x 16	2004	ᐊᕙᑎᓕᕆᔩᕐᔪᐊᒃᑯᑦ	63° 59' 14", -81° 41' 44"
ᐃᒐᕕᒃ ᐃᓪᓗᕋᓛᖅ - ᓄᓇᒦᕝᕕᖕᒐᓐᓂ	ᐱᐅᔪᖅ	16 x 24	2013	ᐊᕙᑎᓕᕆᔩᕐᔪᐊᒃᑯᑦ	63° 59' 14", -81° 41' 44"
ᐊᓇᕐᕕᒃ – ᓄᓇᒦᕝᕕᖕᒐᓐᓂ	ᐱᐅᔪᖅ	4 x 4	2008	ᐊᕙᑎᓕᕆᔩᕐᔪᐊᒃᑯᑦ	63° 59' 14", -81° 41' 44"
ᑕᖕᒪᕐᕕᒃ ᐃᓪᓗᕋᓛᖅ – ᕐᑭᑭᖅᑕᑯᓗᖕᒥ	ᐱᐅᔪᖅ	16 x 24	2001	ᐊᕙᑎᓕᕆᔩᕐᔪᐊᒃᑯᑦ	64° 01' 47", -81° 47' 17"
ᖃᐅᔨᓴᕐᕕᒃ ᐃᓪᓗᕋᓛᖅ – ᕐᑭᑭᖅᑕᑯᓗᖕᒥ	ᐱᐅᔪᖅ	16 x 24	2010	ᐊᕙᑎᓕᕆᔩᕐᔪᐊᒃᑯᑦ	64° 01' 47", -81° 47' 17"
ᐊᓇᕐᕕᒃ – ᕐᑭᑭᖅᑕᑲᓗᖕᒥ	ᐱᐅᔪᖅ	4 x 4	1998	ᐊᕙᑎᓕᕆᔩᕐᔪᐊᒃᑯᑦ	64° 01' 47", -81° 47' 17"

ᓲᓇᐅᓂᖏᑦ (ᐱᕐᑯᑏᑦ)	ᖃᓄᐃᓂᖏᑦ	ᐊᖏᓂᖏᑦ ᐆᒃᑐᕋᐅᑎᒃᑯᑦ Fᐄᑦᑯᑦ	ᖃᖓ ᓴᓇᔭᐅᓂᑯᑦ	ᑲᒪᔨᐅᔪᑦ ᐱᕐᑯᑎᓂᒃ	ᓇᓂ
7-ᖑᔪᑦ ᑕᓕᖓᕚᒃ ᖃᐅᔨᓴᕐᕚᑦ - ᕿᑭᖅᑕᑯᓗᖕᒥ	ᐱᐅᔪᖅ	4 x 4	1998-2012	ᐊᕙᑎᓕᕆᔨᕐᔪᐊᒃᑯᑦ	64° 01' 47", -81° 47' 17"
ᑐᖅᑯᐃᓯᒪᕕᒃ ᕿᔪᕐᑯᑎ – ᑲᖑᕐᑲᕐᕕᖕᒥ ᓄᓇᒥ	ᐱᐅᔪᖅ	4 x 8	Unknown	OMNR	63° 57' 35", -81° 51' 17"

2 ᐊᕙᑎᖕᒋᑦ ᐊᕙᑎᒥᐅᑕᖃᕐᓂᖕᒋᓪᓗ

2.1 ᓄᓇᒥᐅᑕᐃᓪᓗ ᑕᕆᐅᕐᒥᓗ ᐃᒪᕐᒥᐅᑕᐃᑦ ᐆᒪᔪᖃᕐᕖᑦ

ᖃᖅᓵᖅᑐᑉ ᑎᖕᒥᐊᖃᕐᕕᖓ ᐃᓚᖃᖅᐳᖅ ᑕᕆᐅᖓᓂᒃ ᐃᒪᕐᒥᒃ ᖃᖅᓵᖅᑑᑉ ᑕᕆᐅᖓᓂᒃ ᐃᒪᕐᒥᒃ, 50 km ᑭᖩᒥᑕᓂᒃ ᑕᑭᓂᓕᖕᒥᒃ, ᐊᒻᒪᓗ ᑕᒪᐃᓐᓂᑲᓴᒃ ᐃᓚᒋᔭᐅᓪᓗᑎᒃ ᓄᓇᖕᒋᑦ ᐊᑦᑎᒃᑑᑦᑕᐅᓂᖕᒋᑦ ᖃᕐᖃᔮᕐᖃᖕᒋᓂᐅᔪᑦ ᑎᑭᐅᒪᔪᑦ ᑐᓂᕐᒥᐅᑦ ᑕᕆᐅᖓᓄᑦ, ᐃᒪᐃᓭᑦᑎᐊᓗᐊᔪᐃᑦᑐᖅ, ᖃᕐᖃᔮᕐᖃᖕᒋᓂᖅ, ᑕᒪᓐᓇ, ᐱᕈᕐᕕᐅᓯᒪᔪᖅ ᑭᓕᕐᓇᖕᓂᒃ ᐊᑦᑎᒃᑑᑦᑕᐅᓂᖕᒋᓐᓂ ᓄᓇᒥ, ᐊᒥᓱᒐᓴᐅᓪᓗᑎᒃ ᐃᑲᑦᑑᑏᑦ ᑕᓯᒐᓴᐃᑦ ᑕᒫᓂ, ᐊᒻᒪᓗ ᖁᑦᑎᖕᓂᖅᓴᐅᓂᕐᒦᔅᓯᑎᒃ ᓯᐢᔾᐅᓂᖕᒐ ᖃᖅᓵᖅᑑᑉ. ᑕᒪᕐᒥᑲᓴᒃ ᑎᖕᒥᐊᖃᕐᕕᒃ ᐱᖕᒋᓪᓗᒍ ᑕᐅᕙᓐᓇ ᐅᐊᖕᓇᖕᒐᑕ ᐱᖕᒐᖕᓇᖕᒐᓂ ᑎᓇᖅᑯᐊᓃᑦᑐᖅ, ᐊᑕᓃᑦᑐᖅ 30 m ᒦᑕᓂᒃ ᕐᑯᕚᓯᖕᓂᕐᖃᕐᓂᐅᑉ. ᐃᒪᐃᓭᑦᑎᐊᓰᖖᖕᒋᑦᑐᖅ, ᒪᓴᐅᖕᒋᓐᓇᓰᖅ ᐃᓚᖕᒋᓐᓂ ᐊᐅᔭᓕᒫᖅ.

Fᐋᓐᑏᓐ ᐊᒻᒪᓗ ᐱᓕᓇᕐᑲᑎᖕᒋᑦ-Fontaine et al- (2011) ᓄᓇᖕᒐᑕ ᓱᓇᑕᕐᑲᕐᓂᖕᒋᓐᓂᒃ ᖃᖕᒐᓅᑦᑐᓂᒃ ᓇᓗᓇᐃᒃᑯᑦᑎᖅᑐᐃᓚᐅᖅᑐᑦ ᑕᒪᐃᓐᓂᒃ ᓴᓪᓕᐅᑉ ᕿᑭᑖᓗᐊᓂᒃ, ᐊᑑᑎᕐᑲᕐᓂᖕᒋᓐᓄᑦ ᓱᓕ ᐊᒃᑐᖅᑕᐅᓚᐅᖕᒋᓂᖕᒐᓂ ᓄᓇᖕᒐᑦ ᑐᖕᒐᕕᐅᔪᓐᓇᕐᓂᖕᒐᓄᑦ ᖃᐅᔨᒪᔪᓐᓇᕐᓂᖅ ᐆᒪᔪᕐᑲᕐᕕᐅᓂᖕᒋᓐᓂᒃ ᐊᓯᔾᔨᖅᐸᓪᓕᐊᔪᓂᒃ ᖃᐅᔨᔪᓐᓇᕐᓂᖅ ᑎᖕᒥᐊᖃᕐᕕᖕᒥ. 21-ᖕᒋᓃᒪᑕ ᐊᔾᔨᒌᖕᒋᑑᑎᑦ ᓇᔪᒐᕆᔭᐅᕙᒃᑐᑦ ᐃᓕᑕᕆᔭᐅᓯᒪᔪᑦ ᐃᓗᐊᓂ ᐃᑲᑦᑐᐊᑉ ᑎᖕᒥᐊᖃᕐᕕᖕᒐᓂ. ᑭᓯᐊᓂᓕᑕᐅᖅ, ᐱᔾᔪᑎᒋᓪᓗᒋᑦ ᑖᒃᑯᐊ ᐸᕐᓇᐅᑏᑦ, ᑕᐃᒃᑯᐊ ᓇᔪᒐᕆᔭᐅᕙᖕᓂᖕᒋᑦ ᐊᕕᒃᑐᖅᑕᐅᓯᒪᕗᑦ ᓯᑕᒪᓄᑦ 4 ᓂᕈᑐᓈᖅᑕᐅᒋᐊᖅᓯᒪᔪᓄᑦ ᐆᒪᔪᕐᑲᕐᕕᐅᕙᖕᓂᖕᒋᓐᓂᒃ ᓇᔪᒐᕆᔭᐅᕙᖕᓂᖅ. ᐃᒪᕐᑲᕐᕕᐅᓂᖕᒋᑦ 39% ᐳᓴᓐᑎᖕᒋᓃᑦᑐᑦ ᐆᒪᔪᕐᑲᕐᕕᐅᕙᒃᑐᑦ ᑎᖕᒥᐊᖃᕐᕕᖕᒥ,ᐊᒻᒪᓗ ᐱᕈᕐᕕᐅᓂᖕᒋᑦ ᓄᓇᐃᑦ, ᑕᒪᕐᒥᒃ ᐃᒪᐃᓐᓇᐅᓰᑦ 32% ᐳᓴᓐᑎᖕᒋᓃᑦᑐ ᐊᒻᒪᓗ ᑭᓂᐸᓂᖕᒋᓐᓂᒃ 13% ᐳᓴᓐᑎᒥᑐᑦ ᐊᒻᒪᓗ 16% ᐳᓴᓐᑎᖕᒋᓐᓃᑦᑐᑦ ᐸᓂᖅᑐᑦ ᐱᕈᕐᕕᐅᔪᓐᓇᖕᒋᓂᖕᒋᓐᓂ (ᓰᕐᓗ ᓯᐅᕋᐃᑦ, ᒪᕋᐃᑦ, ᑕᐊᐸᐃᑦ, ᐅᔾᖀᓪᓛᖕᒎᓂᐊᓗᐃᓪᓗᓐᓃᑦ: ᑕᑯᒃᓴᖅ 3).

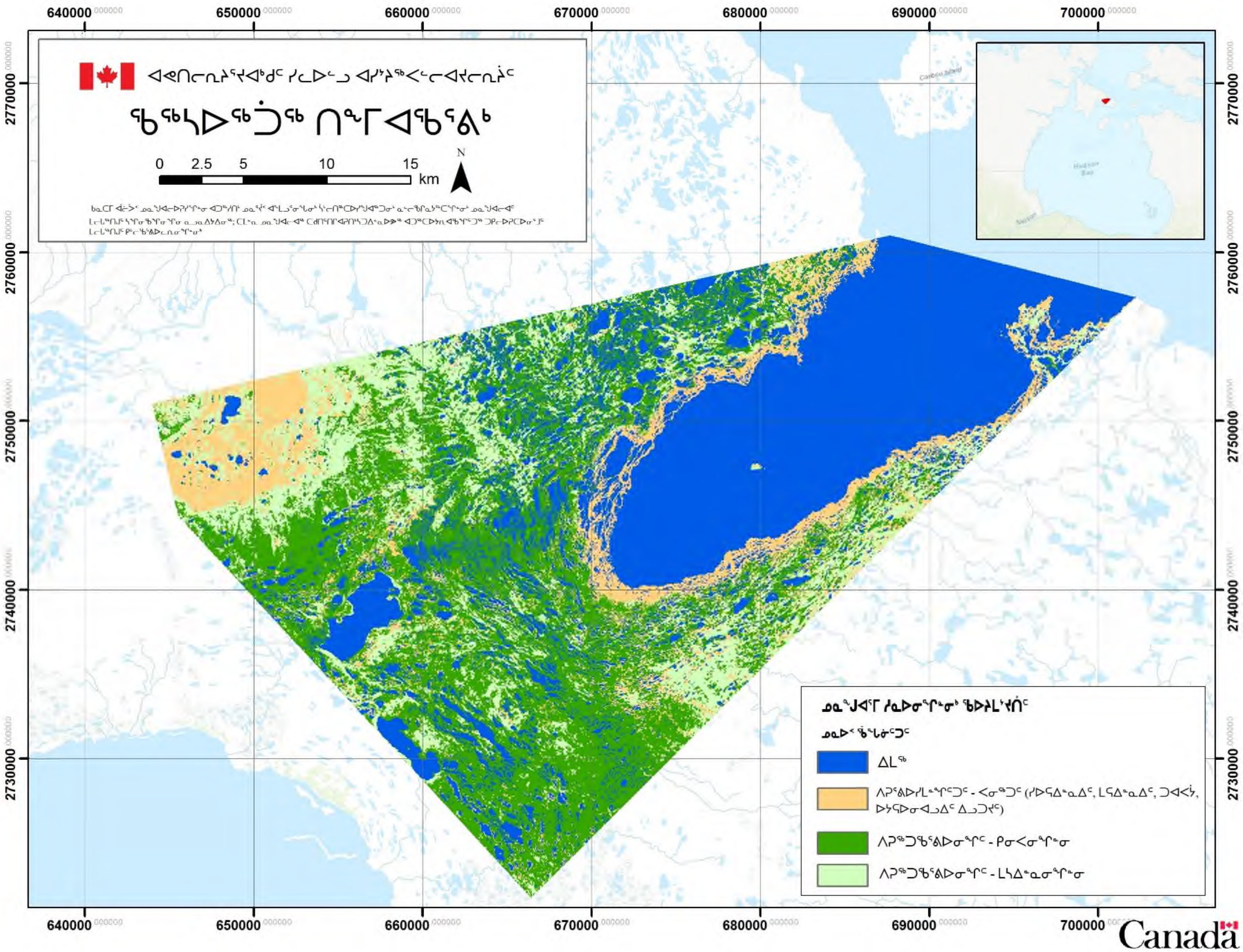
ᐊᕙᑎᓕᕆᓂᕐᔪᐊᒃᑯᑦ ᓯᓚᐅᑉ ᐊᓯᔾᔨᕙᓪᓕᐊᔪᓕᕆᓃᑦ
ᖃᖅᓱᐅᖅᑑᖅ ᑎᖕᒥᐊᖅᑲᖅᕕᒃ
0 2.5 5 10 15 km
N
ᓄᓇᖑᐊᕐᒥ ᓱᓇᐅᓂᖏᓐᓂᒃ ᖃᐅᔨᒪᔾᔪᑏᑦ
ᓄᓇᐅᑉ ᖄᖓᓃᑦᑐᑦ
ᐃᒪᖅ
ᐱᕈᕐᕕᐅᓯᒪᙱᑦᑐᑦ - ᐸᓂᖅᑐᑦ (ᓯᐅᕋᐃᓐᓇᐃᑦ, ᒪᕋᐃᓐᓇᐃᑦ, ᑐᐊᐹ, ᐅᔭᕋᐅᓂᐊᓗᐃᑦ ᐃᓗᑐᔫᑦ)
ᐱᕈᖅᑐᖃᕐᕕᐅᓂᖏᑦ - ᑭᓂᐸᓂᖏᓐᓂ
ᐱᕈᖅᑐᖃᕐᕕᐅᓂᖏᑦ - ᒪᓴᐃᓐᓇᓂᖏᓐᓂ
640000
650000
660000
670000
680000
690000
700000
2770000
2760000
2750000
2740000
2730000

ᑕᑯᔭᒃᓴᖅ 3: ᓇᔪᒐᕆᔭᐅᑉᓗᐊᑕᖃᑦᑎᓂᖏᓐᓂᒃ ᐊᕕᒃᑐᖅᑕᐅᓯᒪᓂᖏᑦ ᑎᖕᒥᐊᖅᑲᖅᕕᐅᑉ (ᒪᓕᒃᑕᐅᓯᒪᑉᓗᑎᒃ ᐱᓕᕆᓚᐅᖅᑐᑦ ᖠᐋᓐᑌᓐ ᐊᒻᒪᓗ ᒫᓗᕆ-Fontaine and Mallory, 2011).

2.2 ᑎᖕᒥᐊᑦ

ᐃᑲᑦᑐᐊᖅᒥ ᑎᖕᒥᐊᕐᑲᕐᕕᒃ ᐃᓂᓕᒃ ᑕᒫᓂ ᑎᖕᒥᐊᑦ ᓴᐳᓐᓂᐊᖅᑕᐅᓯᒪᕝᕕᖓᓂ ᑲᓇᑕᒥ ᐊᕕᒃᑐᖅᓯᒪᓂᖓᓂ 3-ᒥ ᐅᑭᐅᖅᑕᖅᑰᑉ ᐊᕕᒃᑐᖅᓯᒪᓂᖓᓂ ᓇᐹᖅᑐᖅᑲᖏᓂᕐᒥᒃ ᐊᒻᒪᓗ ᑭᖓᓕᖕᓂ (ᐊᕙᑎᓕᕆᔨᕐᔪᐊᒃᑯᑦ ᑲᓇᑕᒥ, 2013). ᑕᒪᕐᒥᒃ ᑕᕆᐅᕐᒥᓲᓪᓗ ᓄᓇᒥᐅᑕᐃᓪᓗ ᐆᒪᔪᕐᑲᕐᕕᐅᕙᖕᓂᖏᑦ ᐊᒥᓱᐊᓗᖕᓂᒃ ᐱᑕᕐᑲᕐᕕᐅᔪᑦ ᑎᖕᒥᐊᒐᓵᓘᕙᒃᑐᓂᒃ. ᐅᖓᑕᓃᒻᒪᑕ 90 ᑎᒥᐊᕐᑲᕐᕕᖏᒦᓲᖑᔪᑦ, ᐊᕝᕙᓪᓗᐊᖏᓪᓗ ᓄᓕᐊᖅᐸᒃᓱᑎᑦ ᑕᐅᕙᓂ ᑎᖕᒥᐊᕐᑲᕐᕕᖕᒥ.

2.2.1 ᑲᖑᐃᑦ

ᐊᒥᓲᓂᖅᓴᐃᑦ ᐱᑕᕐᑲᕐᓂᖏᑦ ᒥᑭᔫᑎᐅᓂᖅᓴᐃᑦ ᑲᖑᐃᑦ ᓄᓕᐊᖅᐸᒃᑐᑦ ᑕᐅᕙᓂ ᑎᖕᒥᐊᕐᑲᕐᕕᐅᓂᖓᓂ ᖃᖅᓴᐅᖅᑰᑉ, ᐃᓚᒋᔭᐅᔪᖅ ᐊᒥᒐᓴᖕᓄᑦ ᑎᖕᒥᐊᕐᑲᕐᕕᖕᓄᑦ ᓴᓪᓕᐅᑉ ᕿᑭᑖᓗᐊᓂ. 2014-ᒥ ᑲᖑᐃᑦ (ᓲᕐᓗ ᑕᒪᕐᒥᒃ ᒥᑭᔫᑎᐅᓂᖅᓴᐃᓪᓗ ᑕᐃᒃᑯᐊᓗ ᑲᖑᕐᓇᐃᑦ (Ross' geese) ᖃᓂᒋᔭᖏᓐᓂ ᐊᒥᓲᑎᒋᓚᐅᖅᑐᑦ ᑕᒫᓂ 234,000 ᐅᓪᓗᕐᑲᖅᑐᑦ (ᔮ. ᓕᕝᓗᐊᕐ-J. Leafloor, ᓇᖕᒥᓂᖅ ᑐᓴᐅᒪᑎᑦᑎᓂᕕᓂᖓᓂᒃ). ᑕᐃᒃᑯᐊ ᑲᖑᕐᓇᐃᑦ (Ross' geese) ᐊᒥᓱᕈᓇᐊᖅᓯᒪᔪᒻᒪᓇᐊᓗᐃᑦ ᑕᐃᒪᖓᑦ 1970-ᖏᓐᓂᒃ (ᑰᐱᔅ, ᐱᓕᕆᔨᖏᑦᑐ-Kerbes, et al., 2014), ᐊᒻᒪᓗ ᐱᔾᔪᑕᐅᓪᓗᑎᔅᓗ ᐊᒥᓲᓂᖅᓴᒻᒪᕆᐅᓕᕐᓂᖏᑦ ᐱᑕᕐᑲᓲᖑᓕᕐᓂᖏᓐᓄᑦ ᑲᖑᐃᑦ ᖃᐅᔨᓴᐅᓯᒪᕗᑦ ᒪᓕᒃᑕᐅᓗᑎᒃ ᓂᐅᖕᒥᐅᑦᑎᖅᑐᖅᑕᐅᖅᑲᑦᑕᓯᒪᓂᖏᓐᓂᒃ ᑎᑎᕋᕐᑕᐅᕙᓕᐊᖏᓐᓇᕐᒥᒃ. ᑲᖑᕐᓇᐃᑦ (Ross' geese) ᐊᒥᓲᑎᒋᓚᐅᖅᑐᑦ ᐅᖓᑖᓂ <1% ᐳᓴᓐᑎᓂᒃ ᖃᐅᔨᒪᔭᐅᓗᑎᕐ ᓂᐅᖕᒥᐅᑕᓕᖅᑕᐅᓯᒪᔪᕕᓂᐅᓂᖏᑦ, ᐊᕐᕌᒍᑕᒫᖅ ᓴᓪᓕᐅᑉ ᕿᑭᖅᑖᖅᓴᓂ, ᓯᕗᓂᐊᒍᑦ ᐊᕐᕌᒎᐃᑦ 1980-ᓂᒃ (ᑰᐱᔅ ᐱᓕᕆᔨᖏᑦᑐ-Kerbes, et al., 2014), ᑭᓯᐊᓂᓕᑕᐅᖅ ᐱᑕᕐᑲᓇᕗᑦ ᖃᓂᒋᔭᖏᓐᓃᑦᑐᓂᒃ 12.5% ᐳᓴᓐᑎᖏᓃᑦᑐᓂᒃ ᑕᒪᐃᓐᓂᒃ ᑲᖑᕐᓂᒃ ᓂᐅᖕᒥᐅᑎᖅᑐᖅᑕᐅᓚᐅᑐᓂᒃ ᐊᕐᕌᒍᒐᓴᖕᓂᒃ ᑕᒫᓂ 2009-2018-ᒥ (ᔮ. ᓕᕝᓗᐊᕐ-J. Leafloor, ᓇᖕᒥᓂᖅ ᑐᓴᐅᒪᑎᑦᑎᓂᕕᓂᖓᓐᓂᒃ).

ᑲᖑᐃᑦ (ᒥᑭᔫᑎᐅᓂᖅᓴᐅᓂᖅᑕᐅᕙᒃᑐᑦ) ᑕᐅᕙᓃᖅᑲᑦᑕᖅᑐᑦ ᖃᖅᓴᐅᖅᑰᕐᒥ ᐊᒥᓲᓂᕐᑲᖅᐳᑦ ᖃᓂᒋᔭᖏᓐᓂ 2% ᐳᓴᓐᑎᓂᒃ ᑲᓇᑕᐅᑉ ᐃᒥᐊᓕᑲᐅᑦᑐ ᓄᓈᓗᐊᑕ ᕿᑎᖅᐸᓯᐅᓂᖓᓂᒃ ᑕᒪᓐᓇ ᑎᖕᒥᐊᕐᑲᕐᕕᐅᕙᖕᓂᖅ ᑕᐃᒪᖓᓂᒃ ᐅᖓᑖᓃᖏᓐᓇᖅᐳᖅ ᑭᓪᓕᖅᑲᕐᕕᖓᑕ ᖃᖅᓴᐅᖅᑰᑉ ᑎᖕᒥᐊᕐᑲᕐᕕᐅᑉ (ᑕᑯᔅᓴᖅ 4; Cooch & Barry, 1957) ᖃᕐᓄᓗ ᑲᔪᓯᔪᒥᒃ ᐊᑕᐅᓯᐊᓘᓕᖅᑐᒥᒃ ᐅᓪᓗᕐᑲᕐᕕᐅᕙᓕᕐᓂᖅ ᑲᖑᕐᓄᑦ, ᖃᓂᒋᔭᖏᓐᓄᓪᓗ ᓴᓪᓕᐅᑉ, ᐱᑕᕐᑲᖅᐸᓪᓕᐊᓚᐅᖅᑐᑦ ᑕᒫᓂ ᕿᑎᖅᐸᓯᐊᓂ 1980-ᖏᓐᓂ (ᑕᑯᔅᓴᐃᑦ 4 ᐊᒻᒪᓗ 5; ᑰᐱᔅ, ᐱᓕᕆᖅᑎᖏᑦᑐ Kerbes, et al., 2006).

ᒥᑭᔫᑎᐅᓂᖅᓴᐃᑦ ᑲᖑᐃᑦ ᐱᒻᒪᕆᐊᓗᖕᒥᒃ ᓂᕿᒃᓴᕆᔭᐅᕙᒃᑐᑦ ᓴᓪᓕᕐᒥᐅᓄᑦ, ᐱᓗᐊᖅᑐᒥᒃᓗ ᐊᕐᕌᒍᖏᓐᓂ ᑐᒃᑐᕐᑲᕈᓐᓃᓚᐅᖅᑎᓪᓗᒋᓪᓗᓐᓃᑦ, ᐊᒥᓲᔪᓐᓃᖅᑎᓪᓗᒋᓪᓗᓐᓃᑦ ᓴᓪᓕᕐᒥᐅᓄᑦ ᖃᐅᔨᒪᔭᐅᓯᒪᕗᑦ (Carter, et al., 2018). ᒥᑭᓐᓂᖅᓴᐃᑦ ᑲᖑᐃᑦ ᑎᑭᑉᐸᒃᑐᑦ ᐃᓱᖅᐸᓯᐊᓂ ᒪᐃᒥ ᑕᒪᐅᖓ ᔫᓐᒧᑦ ᑎᑭᓪᓗᒍ, ᐅᓪᓗᕐᑲᕆᐊᓕᔪᓪᓗᑎᒃ ᒫᓐᓇᑲᐅᑎᒋᑲᓴᑦᑎᐊᖅ ᕿᑭᖅᑕᑯᓗᖕᒥᓗ, ᓯᓈᖅᐸᓯᐊᓂᖏᓐᓂᓗ ᖁᑦᑎᖕᓂᐅᔪᓂ, ᐳᖅᑐᓂᓕᖕᓂ 5m ᒥᑕᓂᒃ ᖁᑦᓯᒍᑦ ᐅᓕᖓᓂᐅᕙᒃᑰᑉ (Nissley, 2016; Abraham & Ankney, 1986). ᐃᓐᓄᒃᑳᖓᒥᒃ ᒪᓐᓂᖏᑦ ᔫᓚᐃ ᕿᑎᖅᐸᓯᐊᓂ, ᖃᖓᑕᔪᓐᓇᐃᓕᓯᒪᓂᖏᓐᓂᓪᓗ,

ᑎᖅᒥᐊᑦ ᓅᑉᐸᒃᑐᑦ ᑐᓂᕐᒥᐅᓄᑦ ᑕᐅᑦᖓᓗ ᓂᕿᐊᓄᑦ ᐅᖓᓯᒃᑎᕿᔪᒧᑦ ᓄᓘᔾᔪᐊᕐᒧᑦ (M'Clure Point; Abraham & Ankney, 1986).

ᑲᖑᐃᑦ ᓄᓕᐊᖅᐸᖏᓂᖏᓐᓂ ᐊᐅᓪᓚᖅᐸᓪᓕᐊᓕᖃᑦᑕᖅᑐᑦ ᓴᓪᓕᐅᑉ ᕿᑭᖅᑖᓗᐊᓂᒃ ᕿᓚᐅᒥᓂᖃᖅᑎᕿᔪᓐᓇᖅᑐᒥ ᑕᒪᓂ ᐋᓚᓯᐅᑉ ᕿᑎᖅᐸᓯᐊᓂ, ᓄᓕᐊᓚᐅᖅᑐᓪᓗ ᑲᖑᐃᑦ ᐊᐅᓪᓚᓖᓴᖃᑦᑕᖅᓯᑎᒃ ᑕᒫᖓ ᐃᓱᖅᐸᓯᐊᓂ ᐋᓚᓯᐅᑉ ᐅᕙᓗᓐᓃᑦ ᐱᕆᐊᓖᓴᕐᓂᖓᓂᒃ ᓯᑎᐱᓇᐅᑉ. (Sutton, 1932).

ᖃᖅᓴᐅᖅᑑᕐᒥ ᑎᒥᐊᖃᕐᕕᒃᑕᐅᖅ ᐱᒪᓇᐊᓘᕗᖅ ᑎᑭᑕᐅᓯᒪᕙᖕᓂᖅ ᓂᕐᓕᕐᓇᕐᓄᑦ Atlantic brant. ᑰᑦᓴ-Cooch (1957) ᓇᓚᐅᑖᓚᐅᔪᕗᖅ ᑕᒪᓃᓐᓇᓱᕆᔭᐅᓂᖅ ᐊᒥᓲᓂᖏᑦ 5,000 ᓂᕐᓕᕐᓇᐃᑦ ᑎᖅᒥᐊᖃᕐᕕᖕᒥ, ᓇᓚᐅᑖᖅᑕᐅᓯᒪᓗᑎᒃ ᐱᑦᑕᖃᕐᓂᖏᓐᓂᒃ 3% ᐳᓴᓐᑎᖏᓐᓃᑦ ᓂᕐᓕᕐᓇᐃᑦ ᑕᐃᔅᓱᒪᓂ ᐊᑦᑏᓐᑎᒃᒥ ᑎᖅᒥᐊᓕᓇᓂᕐᒧᑦ ᑲᑎᒪᔩᖏᓄᑦ-Atlantic Flyway Council, 2011. ᑕᐅᕙᒃᑯᐊ ᐊᒥᑦᑐᕐᒥᐅᑦ ᑕᓇᐅᖓᓂ Foxe Channel-ᒥᕿᑭᖅᑕᖓᓴᐃᑦ ᓄᓕᐊᕐᕕᐅᔭᖅᑐᒡᒍᖕᒪᑕ ᓂᕐᓕᕐᓇᖕᓄᑦ Brant-ᓄᑦ , ᓯᓚᔭᖅᐸᓯᒃᑯᑦ ᖃᐅᔨᓴᖅᑕᐅᒐᒥᒃ ᐊᒥᑦᑑᕐᒥᐅᑦ ᑕᓇᐅᖓ ᐊᒻᒪᓗ Hᐊᑦᓴᓐᐲᑉ ᑕᓇᐅᖓ ᑖᒪᓂ 1979-ᒥ, ᖃᐅᔨᓴᖅᑎᑦ ᑎᑎᕋᓚᐅᖅᑐᑦ ᐊᒥᓲᓂᖅᐹᑦᑎᐊᖑᔪᓂᒃ ᑕᑯᔭᐅᓚᐅᕐᓂᖏᓐᓂᒃ ᓂᕐᓕᕐᓇᐃᑦ ᖃᖅᓴᐅᖅᑑᕐᒥ (15.7 ᓂᕐᓕᕐᓇᕐᑲᕐᓂᖏᑦbrant/km-ᑭᓖᒥᑐᑕᒪᖅ ᓄᓇᒥ; ᒐᔅᑖᓐ, ᐱᓕᕆᖃᑎᖏᓪᓗ Gaston, et al., 1986). ᑕᒪᒃᑯᐊ ᐊᒥᓲᓂᖏᑦ ᑐᓐᖓᐅᑎᓯᒪᔪᒃᓴᐅᕆᕗᑦ ᓂᕐᓕᕐᓇᐃᑦ ᐊᒥᓲᓂᓪᓚᓐᖏᓐᓂᒃ ᑕᐅᕙᓂ, ᐱᔾᔪᑎᒋᓗᒍ ᐊᑕᐅᓲᓐᓇᕐᒧᑦ ᐃᓄᖕᒧᑦ ᑕᑯᔭᐅᓚᐅᕐᓂᖏᑦ (Reed, et al., 1980). ᓄᓇᒦᑦᑐᓄᑦ ᖃᐅᔨᓴᖅᑕᐅᒐᒥᒃ ᐅᓪᓗᖃᕐᕕᐅᓗᐊᕐᓂᖏᑦ ᑕᐅᕙᓂ ᑎᖅᒥᐊᖃᕐᕕᖕᒥ, ᑎᑎᕋᓚᐅᖅᓯᒪᔪᑦ ᑕᐃᔅᓱᒪᓂ ᐱᒪᓇᐊᓗᖕᒥᒃ ᐊᒥᓲᔪᓐᓃᖅᓯᐸᓪᓕᖅᓯᒪᓂᖏᓐᓂᒃ ᖄᖏᖅᓯᒪᓕᖅᑐᓂ ᐊᓂᒍᖅᑐᓂ 30-ᓂᒃ ᐊᕐᕌᒍᓂᒃ. , ᐅᓪᓗᖃᕐᕕᐅᕙᖕᓂᖏᑦ ᓂᕐᓕᕐᓇᖕᓄᑦ brant-ᓄᑦ ᐊᓂᒍᖅᓯᒪᔪᓂ 30-ᑎᓂᒃ ᐊᕐᕌᒍᓂᒃ (Sharp & Abraham, 2010; Nissley, 2016). ᑐᑭᓯᓇᑦᑎᐊᖏᓚᖅ ᓱᓕ ᖃᓄᑎᒋ ᐳᓴᓐᑎᑎᒍᑦ ᓂᕐᓕᕐᓇᐃᑦ (Atlantic brant) ᒫᓐᓇᐅᔪᖅ ᐱᑦᑕᖃᓲᖑᖕᒪᖔᑕ ᑕᐅᕙᓂ ᖃᖅᓴᐅᖅᑑᖕᒥ ᑎᖅᒥᐊᖃᕐᕕᖕᒥ ᐊᒻᒪᓗ ᓂᕐᓕᕐᓇᐃᑦ ᐊᓯᖔᖏᓐᓄᐊᖃᑦᑕᓕᕐᒪᖔᑕᓄᓕᐊᕐᕕᐅᓗᐊᖅᐸᖕᓂᖏᓐᓄᑦ ᑕᒃᐸᓂ ᐊᒥᑦᑐᕐᒥᐅᑦ ᑕᓇᐅᖃᕐᕕᐅᓂᖓᓂ Foxe Channel-ᒥ. ᑕᒪᐃᓐᓂᒃ ᐃᓱᒪᒋᑦᓱᒋᑦ, ᐊᒥᓲᓂᖏᑦ ᓂᕐᓕᖅᓴᐃᑦ Atlantic brant ᑕᐃᒪᐃᓕᖓᐃᓐᓇᖅᐳᑦ ᐊᒥᓲᓂᖏᓐᓂᒃ, ᐊᕐᕋᒍᖓᓴᐅᓯᒪᔪᓂ ᕿᓕᓂᓗ ᐊᕙᑎᓂᓗ, ᒪᓕᒃᑕᐅᓪᓗᑎᒃ ᐅᑭᐅᒃᑯᑦ ᖃᐅᔨᑕᖅᐅᖃᑦᑕᖅᓯᒪᓂᖏᑦ (Dufour, et al., 2019).

ᓂᕐᓕᕐᓇᐃᑦ (Atlantic brant) ᑭᖑᓂᐊᒍᑦ ᑖᒪᓂ ᒪᖀᖅᓂᒃ ᐱᓇᓱᐊᕈᓲᖅᓂᒃ ᑎᑭᑉᐸᓪᓕᐊᓖᓴᓲᑦ ᐊᓯᖏᓐᓂᒃ ᑲᖑᕐᓂᒃ (Nissley, 2016). ᑕᒪᒃᑯᐊ ᓂᕐᓕᕐᓇᐃᑦ Atlantic brant ᓇᔪᐃᖖᒑᕈᒪᓲᖑᔫᔮᕐᒪᑕ ᓯᓚᔭᖅᐸᓯᐅᓂᕐᒥᒃ ᐊᒻᒪᓗ ᐅᓪᓗᖃᓲᖑᓪᓗᑎᒃ ᐊᑕᓃᑦᑐᒥᒃ ᐳᖅᑐᓂᓕᖕᒥᒃ 5 m ᒦᑕᓕᖕᓂᒃ ᖁᕙᓯᖕᓂᓕᖕᓂᒃ ᐅᓪᓕᖓᕕᐅᓂᖓᓂᒃ ᐃᒫᓂᒃ ᐊᒻᒪᓗ ᖁᒻᒧᖓᔪᓂᒃ ᖃᖃᔮᓂᒃ ᖁᓕᑦᑎᐊᖏᓃᖃᑦᑕᕐᒥᔪᓂᒃ ᑕᒪᒃᑯᓇᖓᑦ. (Abraham & Ankney, 1986). ᐅᓪᓗᖏᑦ ᑕᑯᔭᐅᖓᔪᖕᓂᖅᓴᐅᕙᒃᑐᑦ ᐹᖓᓂ ᐃᒪᖓᑕ ᖃᖅᓴᐅᖅᑑᑉ. ᒪᓐᓂᖏᑦ ᐃᓐᓄᖃᑦᑕᖅᑐᑦ ᑖᒪᓂ ᕿᑎᖅᐸᓯᐊᓂᒃ ᐃᓱᖅᐸᓯᐊᓄᑦ ᔪᓚᐃᒥ, ᐱᐊᕋᖏᓪᓗ ᓯᓚᔭᖅᐸᓯᖕᒧᐊᕈᓐᓇᖅᓯᕙᒃᑐᑦ ᑕᒪᐃᓐᓄᑦ. (Abraham & Ankney, 1986).

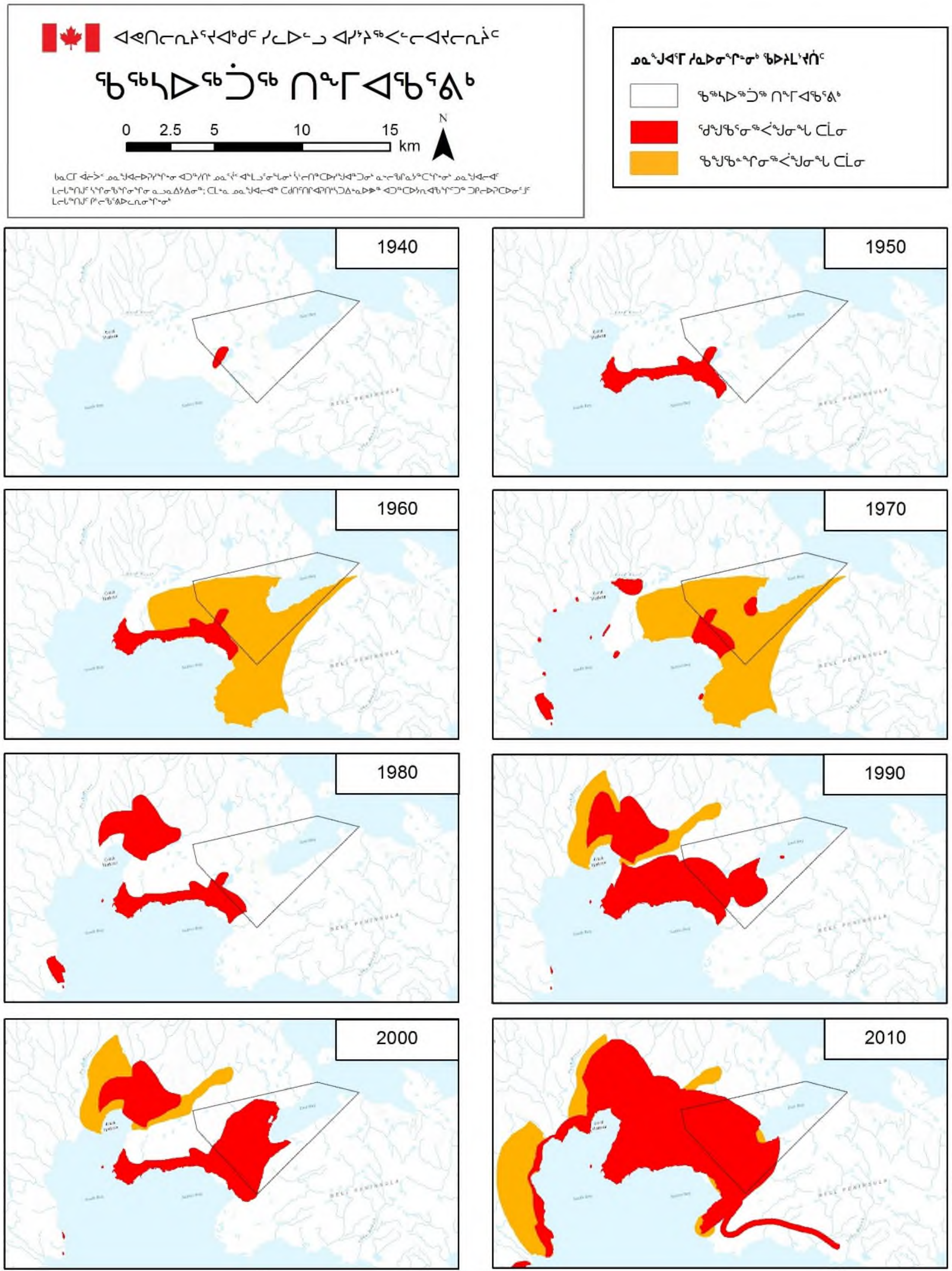
ᐊᕙᑎᓕᕆᔨᕐᔪᐊᒃᑯᑦ ᓯᓚᐅᑉ ᐊᓯᔾᔨᖅᐸᓪᓕᐊᔪᓕᕆᔨᑦ
ᖃᖅᓯᐅᖅᑑᖅ ᑎᖕᒥᐊᖅᑲᕐᕕᒃ
0 2.5 5 10 15 km
N
ᓄᓇᖑᐊᕐᒥ ᓱᓇᐅᓂᖏᓐᓂᒃ ᖃᐅᔨᒪᔾᔪᑏᑦ
ᖃᖅᓯᐅᖅᑑᖅ ᑎᖕᒥᐊᖅᑲᕐᕕᒃ
ᖁᖑᖃᕐᓂᖅᐸᖕᖑᓂᖓ ᑕᒫᓂ
ᖃᖑᖃᖕᖏᓂᖅᐸᖕᖑᓂᖓ ᑕᒫᓂ
1940
1950
1960
1970
1980
1990
2000
2010

ᑕᒧᔭᒃᓴᖅ 4: ᐃᓄᐃᑦ ᖃᐅᔨᒪᔭᑐᖃᖕᒋᑦ ᓇᓃᓰᖑᓂᖕᒋᓐᓄᑦ ᑲᖑᐃᑦ ᑎᖕᒥᐊᖃᕐᕕᐅᓂᕐᒥᒃ (ᒪᓕᒃᑐᑦ ᑳᑕᐸ, ᐱᓕᕆᖃᑎᖕᒋᑦᑐ-Carter et al. 2018-ᒥ ᖃᐅᔨᓴᕐᓂᕙᓂᖕᒋᓐᓂᒃ). ᐱᑕᖃᕕᐅᓂᖕᒋᑦ ᓴᕿᐅᒪᔪᑦ ᑕᒪᐃᓐᓂᒃ ᐃᓄᐃᑦ ᖃᐅᔨᒪᔭᑐᖕᒋᓐᓂᒃ ᒪᓕᒃᓯᑎᒃ 21-ᓂᒃ ᐃᓄᖕᓂᒃ ᐃᓚᖃᓚᐅᕐᒪᑕ.

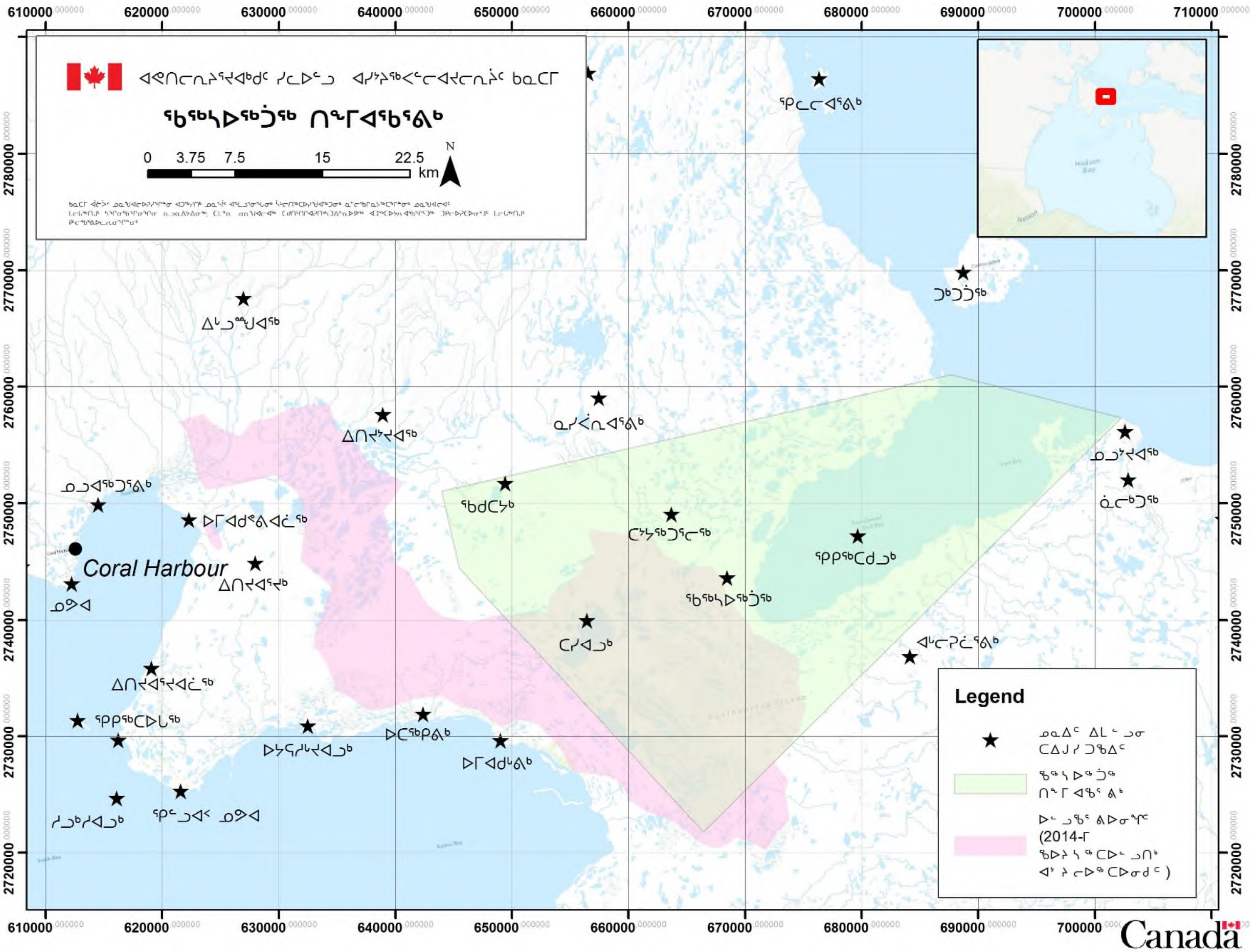
ᐊᕙᑎᓕᕆᔨᒃᓴᐊᒃᑯᑦ ᓯᓚᐅᑉ ᐊᓯᔾᔨᖅᐸᓪᓕᐊᔪᓕᕆᔨᖏᑦ ᑲᓇᑕᒥ
ᖃᖅᓴᐅᖅᑑᖅ ᑎᖕᒥᐊᖃᕐᕕᒃ
0 3.75 7.5 15 22.5
km
N
ᕿᓚᓕᐊᕐᕕᒃ
ᑐᒃᑑᖅ
ᐃᑦᑐᙳᐊᖅ
ᓇᓯᐸᕆᐊᕐᕕᒃ
ᐃᑎᔪᔪᐊᖅ
ᓄᓗᐊᖅᑐᕐᕕᒃ
ᐅᒥᐊᑯᕙᐊᓛᖅ
Coral Harbour
ᐃᑎᔪᐊᓯᒃ
ᓄᕗᐊ
ᖃᑯᑕᓴᒃ
ᑕᓯᖅᑐᕐᓕᖅ
ᖃᖅᓴᐅᖅᑑᖅ
ᕿᑭᖅᑕᑯᓗᒃ
ᑕᓯᐊᓗᒃ
ᐊᓪᓕᕈᓛᕐᕕᒃ
ᓄᓗᔾᔪᐊᖅ
ᓈᓕᒃᑐᖅ
ᐃᑎᔪᐊᕐᔪᐊᓛᖅ
ᕿᑭᖅᑕᐅᒐᖅ
ᐅᓴᕋᓪᔪᐊᓗᒃ
ᐅᑦᑕᖅᑭᕝᕕᒃ
ᐅᒥᐊᑰᕝᕕᒃ
ᓯᓗᒃᓯᐊᓗᒃ
ᕿᓪᓗᐊᑉ ᓄᕗᐊ
Legend
ᓄᓇᐃᑦ ᐃᒪᓪᓗᓂ ᑕᐃᒍᓯᑐᖃᐃᑦ
ᖃᖅᓴᐅᖅᑑᖅ ᑎᖕᒥᐊᖃᕐᕕᒃ
ᐅᓪᓗᖃᕐᕕᐅᓂᖏᑦ (2014-ᒥ ᖃᐅᔨᓴᖅᑕᐅᓪᓗᑎᒃ ᐊᔾᔨᓕᐅᖅᑕᐅᓂᑯᑦ)
Canada

ᑕᑯᓯᒃᓴᖅ 5: ᑲᖑᐃᑦ ᐅᓪᓗᖃᕐᕕᖏᑦᑕ ᓇᓃᓐᓂᖏᑦ ᑐᑭᓕᐅᖅᑕᐅᓗᑎᒃ 2014-ᒥ ᓴᓪᓕᐅᑉ ᕿᑭᖅᑕᓗᐊᓂᒃ ᖁᓚᐅᕐᑎᓪᓗᑎᒃ ᖃᐅᔨᓴᖅᑕᐅᓂᖏᓐᓂ ᐊᔾᔨᓕᐅᖅᑕᐅᓚᐅᖅᑐᓂᒃ.

ᐊᒥᓱᐊᓘᖅᑲᑦᑕᖅᑐᑦ ᓂᕿᓕᕿᓇᐃᑦ cackling geese ᓄᓕᐊᖅᑕᕿᒥᔪᑦ ᑕᐅᕙᓂ ᑎᖕᒥᐊᖅᑲᖅᕕᖕᒥ. ᒫᓐᓇᓵᖅ ᖃᐅᔨᓴᖅᑕᐅᓚᐅᖅᑐᓂ ᖃᐅᔮᔭᐅᓚᐅᖅᑐᑦ ᓂᕿᓕᕿᓇᐃᑦ cackling geese ᐊᒥᓱᕈᕆᐊᖅᓯᒪᔪᑦ ᑕᐃᒪᖕᒐᓂᒃ 1980-ᖕᒋᓐᓂᒃ (Nissley, 2016; Sharp & Abraham, 2010). ᓂᕿᓕᕿᓇᐃᑦ cackling geese ᑎᑭᐸᒃᑐᑦ ᐅᑦᑐᖅᑲᓲᖑᑦᑐᑎᒡᒍ ᐱᐅᓯᖅᑲᖅᑐᑎᑐᑦ ᑲᖑᖅᑎᑐᑦ. ᑭᓯᐊᓂᓕᑕᐅᖅ, ᐅᑦᑐᖅᑲᕋᔪᖕᓂᖅᓴᐅᕙᖕᒥᔪᑦ ᑎᖕᒥᐊᖅᑲᖅᕕᖕᒥ ᑕᒪᐃᓐᓄᑦ ᑎᖕᒥᐊᖅᑲᖅᕕᐅᕙᖕᓂᖕᒋᓐᓂ ᑲᖑᖅᓄᑦᑐ ᓂᕿᓕᕿᓇᖅᓄᑐ; ᐊᑯᓯᔪᓂ. (Nissley, 2016).

2.2.2 ᒥᑏᓐ

ᒥᑏᓐ ᐃᓚᒋᔭᐅᔪᒪᕆᐅᕗᑦ ᐅᑭᐅᖅᑕᖅᑐᒥ ᐊᕙᑎᒧᑦ ᐊᕙᑎᒥᐅᑕᓄᑦᑐ, ᐊᒥᓲᓂᖅᐹᖑᑦᑐᑎᒡᒍ ᐱᑕᖅᑲᖅᓂᖕᒋᑦ ᐅᑭᐅᖅᑕᖅᑐᒥ, ᐱᑐᐊᖅᑐᒥᒃ ᑲᓇᑕᐅᑉ ᐅᐊᖕᓇᖕᒐᓂ ᐊᒪᓗ ᐱᖕᒐᖕᓇᖅᐸᓯᖕᒐᓂ ᐊᑯᑭᑦᑐᕿᒥᐅᑦ. ᒥᑏᓐ ᐱᒪᕆᐊᓗᖕᒥᒃ ᓂᕿᒃᓴᑎᔭᐅᕙᒃᑐᑦ ᓴᓪᓕᕿᒥᐅᑕᓄᑦ (Henri, 2007; Henri, et al., 2018). ᕿᑭᖅᑕᑯᓗᖕᒥ ᐱᑕᓕᐊᓘᕗᖅ ᒥᑎᖅᑲᖅᕕᖕᒥᒃ, ᐊᒥᓲᑎᒋᕙᒃᑐᓂᒃ ᑕᒫᓂ 8,000-ᖕᒋᓃᓲᖑᔪᓂ ᐅᑦᑐᓂᒃ ᐊᕿᒍᒥ 2005 ᐊᒪᓗ 2006 (ᑕᑯᔭᒃᓴᖅ 1; Descamps, et al., 2012). ᒥᑎᖅᑲᖅᕕᒃ ᐱᑐᐊᖅᑐᒥᒃ ᐱᑕᖅᑲᖅᕕᐅᕗᖅ *(ᐅᑭᐅᖅᑕᖅᑐᒥᓂᒃ)* ᒥᑎᕿᓂᒃ, ᐱᑕᖅᑲᓲᖑᒐᓗᐊᕆᑦᑐᑎᒃ ᑕᐃᒃᑯᐊ ᐊᔾᔨᑲᓴᖕᒋᑦ ᐊᓯᖕᒋᑦ Hᐊᑦᓴᓐᐋᒥᖅᑕᕿᒥᔪᑦ ᐱᑕᖅᑲᓲᖑᖕᒥᔪᑦ ᐊᒡᒋᐊᕿᔪᒐᓚᐃᑦ ᐊᒥᓱᕙᖕᒋᑦᑐᑦ. ᐊᒥᓲᓂᖕᒋᑦᑐ ᐅᑦᑐᖅᑲᕈᓐᓇᕿᓂᖕᒋᑦᑐ ᒥᑏᓐ ᕿᑭᖅᑕᑯᓗᖕᒥ ᐊᓯᔾᔨᓲᖅ, ᐊᒥᓱᒐᓴᖕᒋᓐᓂᒃ ᐱᔾᔪᑕᐅᔪᓂᒃ (ᑎᑎᕋᖅᓯᒪᓂᖕᒋᑦ 5 – ᒥᑏᓐ ᐱᑕᖅᑲᖅᓂᖕᒋᑦ). ᒥᑏᓐ ᑎᑭᖅᑲᑦᑕᖅᐳᑦ ᐃᓱᖅᐸᓯᓂᐊᑉ ᒦᑉ ᑕᕿᖕᒐᓂ ᑕᒪᐅᖕᒐ ᕿᑎᖅᐸᓯᐊᓄᑦ ᔪᓚᐃᑦ. ᐊᖑᓴᑦᑐᐃᑦ ᓇᔪᕈᕈᓃᖅᓱᑦ ᒥᑎᖅᑲᖅᕕᖕᓂᒃ ᑕᒫᓂ ᐱᒋᐊᓕᓵᕿᓂᖕᒐᓂ ᔪᓚᐃᒥ ᑕᒫᓂ (Abraham & Ankney, 1986). ᐊᕿᓇᑦᑐᐃᑦ ᐱᐊᕿᖕᒋᑦᑐ ᐃᓐᓄᒃᓯᒪᓕᖅᑎᑦᑐᒋᑦ ᑎᖕᒥᐊᖅᑲᖅᕕᖕᒦᑦᑐᓃᖅᑲᑦᑕᖅᑐᑦ ᑕᒫᓂ ᕿᑎᖅᐸᓯᐊᓂ ᐋᒐᓯᐅᑉ, ᐃᓚᖕᒋᑦ ᕿᒪᐃᕙᒃᑲᓗᐊᓇᑦᑐᑎ ᑕᒪᓂ ᐊᒃᑑᐱᓇᐅᑉ ᕿᑎᖅᐸᓯᖕᒐᓄᑦ. (Mosbech, et al., 2006).

ᒥᑏᑦ ᓇᒧᖕᒐᐅᖅᑲᕿᓂᖕᒋᑦ ᑎᖕᒥᐊᖅᑲᖅᕕᖕᒥ ᖃᐅᔨᓴᖅᑕᐅᓯᒪᒧᑦ ᖁᒻᒧᐊᒃᑎᑕᐅᓯᒪᔪᑎᑐᑦ ᒪᓕᒐᑎᒃᑯᑦ ᑕᐃᒪᖕᒐᓂᒃ 2001-ᒥᒃ (Mosbech, et al., 2006). Hᐊᑦᓴᓐ ᕿᑭᖅᑖᑉᑐ ᓄᓇᕗᐅᑦᑐ ᑯᐸᐃᒃ ᑕᕿᒐᓚᑕ ᐃᕿᑭᕋᓴᖕᒐ ᐱᒪᕆᐅᓘᕗᖅ ᐃᑎᔭᖅᕕᐅᖅᑲᕿᓂᕿᒧᑦ ᑎᑭᔪᓐᓇᐃᓕᓯᒪᓂᖕᒋᓐᓂ ᐊᒪᓗ ᑎᑭᐸᑦᑕᐊᕕᐅᕙᖕᓂᖕᒋᓐᓄᑦ ᓇᐅᒃᑰᖅᕕᐅᕙᖕᓂᕿᒧᑦ. ᒥᑎᑦ ᐅᑮᕙᒃᑐᑦ ᑕᐅᕙᓂ ᑕᑎᐅᖕᒐᓂ ᑯᐸᐃᒃ ᑲᓇᖕᓇᖕᒐᓂ ᓴᐃᓐᑦ ᓗᐊᑎᓐᓯᒥ ᐊᒪᓗ ᓂᐅᕕᕙᓐᓛᓐᒥᒃ, ᐅᕙᓗᓐᓃᑦ ᑕᐅᕙᓂ ᐱᖕᒐᖕᓇᖅᐸᓯᖕᒐ ᓯᒡᔭᑕ ᐊᑯᑭᑦᑐᐃᑦ. (Mosbech, et al., 2006).

ᑭᖕᒐᓕᑦ ᒥᑏᓐ ᓄᓕᐊᖅᐸᒃᑭᕗᑦ ᑎᖕᒥᐊᖅᑲᖅᕕᖕᒥ. ᓴᓂᐊᓂᓕ, ᑕᒪᒃᑯᐊ ᕿᖕᒐᓕᑦ ᒥᑏᑦ ᑕᐃᕙᓃᖕᒋᓐᓇᓲᖑᖕᒋᓚᑦ, ᐅᑦᑐᖅᑲᕋᒃᓱᑎᒡᒍ ᑕᑎᐅᖑᖕᒋᓐᓂᕿᒥ ᑕᓯᕿᓂ ᑕᓯᐊᕿᔪᖕᓂᑐ ᐊᒪᓗ ᓯᒡᔭᖅᐸᓯᐅᓂᕿᒥ. ᕿᖕᒐᓕᑦ ᒥᑎᑦ ᐅᑦᑐᖅᑲᖅᑲᑦᑕᐃᓐᓇᖅᐳᑦ ᑎᖕᒥᐊᖅᑲᖅᕕᖕᒥ, ᒪᓕᒃᑕᐅᖅᑲᑦᑕᖅᓯᒪᖕᒥᒐᒥᒃ ᖁᒻᒧᐊᒃᑎᑕᐅᓯᒪᔪᑎᑐᑦ ᒫᓐᓇᓵᖑᓕᖅᑐᖅ ᐊᕿᒎᓕᖅᑐᓂ (2003-2013), ᖃᖕᒐᖑᕿᖕᒐᑦ ᐅᑦᑐᖅᑲᖅᐸᑦᓕᐊᖅᑕᕿᓂᖕᒋᑦ ᒪᓕᖕᒥᔪᑦ ᒥᑎᕿᓂᒃ. ᑭᓯᐊᓂᓕ, ᕿᖕᒐᓕᑦ ᒥᑏᑦ ᒥᕿᑯᐃᔭᓕᕿᖕᒐᒥᒃ ᐃᑎᓴᕿᓂᖕᒋᓐᓂ, ᓄᖅᑲᖕᒐᑲᐃᓐᓇᖅᑕᕿᓂᖕᒋᓐᓂᑐ ᐅᑎᖅᐸᑦᓕᐊᓂᐊᓕᖅᑎᑦᑐᒋᑦ ᐊᒪᓗ

ᐅᑭᕙᑎᒐᔪᒃᑕᖕᒋᑦ ᐊᔾᔨᒋᖕᒋᓐᓂᕙᖕᒋᑦ ᑕᐃᒃᑯᓇᖓᑦ ᐅᑮᕙᒃᑐᓂᒃ ᓯᒡᔭᖅᐸᓯᖓᓂ ᐊᑯᑭᑦᑐᕐᒥᐅᓐ ᑲᓛᓖᑦ ᓄᓇᖓᓂ (Janssen & Gilchrist, 2013).

2.2.3 ᓯᒡᔭᖅᐸᓯᖕᒥᐅᑕᐃᑦ ᓯᒡᔭᕿᕆᐊᒐᓚᐃᑦ

ᓯᒡᔭᖅᐸᓯᐅᓂᕐᒥᓲᑦ ᓇᓂᑐᐃᓐᓇᑦᑎᐊᖅ ᑲᓇᑕᐅᑉ ᐅᐊᖕᓇᖅᐸᓯᖓᓂ ᐊᒥᓲᔪᓐᓂᖅᓯᒪᓕᖅᑐᑦ ᑕᒪᐃᓐᓂ ᑲᓇᑕᐅᑉ ᐊᒥᐊᓕᑲᒥᐅᑦᑐ ᓄᓈᓗᖓᓂᒃ (Gratto-Trevor, et al., 2011). ᖃᖅᓴᐅᖅᑐᕐᒥ ᑎᖕᒥᐊᖃᕐᕕᖕᒥ ᐊᔾᔨᒌᖕᒋᑦᑑᑎᒻᒪᕆᐅᔪᓂᒃ ᓯᒡᔭᖅᐸᓯᐅᓂᕐᒦᓲᖑᔪᓂᒃ ᐱᑕᖃᕐᕕᐅᔪᖅ ᐱᐅᔫᑎᐊᓗᖕᓂᓪᓗ ᑲᓇᖕᓇᖅᐸᓯᐊᓂ ᐅᑭᐅᖅᑕᖅᑑᑉ ᓄᓇᖏᑦ ᓇᒻᒪᑦᑎᐊᕐᓂᖏᓐᓄᑦ ᑕᒪᒃᑯᓄᖓ ᓴᐅᕐᕋᕐᓄᑦ ᐊᒥᓲᓂᖅᐹᖑᕙᖕᓂᖏᓐᓄᑦ ᑕᒪᒃᑯᓇᖓᑦ, ᑕᒫᓂ. ᐊᒥᓲᑎᒋᕙᒃᑐᑦ ᑕᒫᓂ. 36-ᖏᓃᓲᑦ ᓴᐅᕐᕋᐃᑦ/ᐊᑕᐅᕐᓯᒥ ᑭᑉᐸᓈᒃᑐᒥ km^2 ᑭᓛᑕᒦᑕᒫᕐᒥ, ᖃᐅᔨᓴᖅᑕᐅᓚᒥᒃ (Dickie, et al., 2014), ᑭᓯᐊᓂᓕᑦᑕᐅᖅ ᐊᔾᔨᒌᖕᒋᓐᓂᖃᕆᕗᑦ ᐊᖏᔪᒥᒃ ᒫᓐᓇᓵᖑᓕᖅᑐᑦ ᐊᕐᕋᒍᓂᒃ. ᑕᐃᒪᑦᓴᐃᓐᓇᖅᑕᐅᖅ, ᑐᕝᕕᑎᑦᑎᕿᐅᑉ/ᓯᒡᔭᕆᐊᑦ ᐊᒥᓲᓂᖅᐹᖑᕙᖕᒥᔪᑦ ᓄᓕᐊᖅᐸᖕᓂᖏᓐᓂᒃ ᓇᓂᑐᐃᓐᓇᖅ ᖃᐅᔨᒪᔭᐅᔪᓂ ᓇᒧᒐᕆᕙᒃᑕᖏᓐᓂᒃ ᑕᐃᒪᖓᒃ ᐊᕐᕋᒍᐃᑦ ᐱᒋᐊᓕᓵᕐᓂᖏᓐᓂ ᑕᒫᓂ 2000-ᖏᓐᓂ (14-18 ᑐᕝᕕᑎᑦᑎᕿᐅᑉ/ᓯᒡᔭᕆᐊᑦ/ᐊᑕᐅᓯᑕᒪᖅ km^2 ᑭᓛᒥᑕᒪᖅ; Perkins, et al., 2007), ᑭᓯᐊᓂᓕ ᐊᒥᓲᖕᒋᓐᓂᖅᓴᐅᓕᕆᕗᑦ. ᑕᒪᒃᑯᐊ ᓯᒡᔭᕆᐊᕐᔪᐊᑦ ᓄᓕᐊᖅᐸᖕᓂᖏᑦ ᐊᔾᔨᒌᖃᑦᑕᖕᒋᑦᑐᑦ ᐊᒥᓱᓂᒃ ᐊᕐᕋᒍᓂᒃ (6-ᐱᖓᓲᔪᖅᑐᓂᒃ-34-ᓄᑦ ᓯᒡᔭᕆᐊᕐᔪᐊᑦ/ᐊᑕᐅᓯᖅ ᑭᓚᒦᑕᒪᖅ km^2; Dickie, et al., 2014). ᓴᑦᓕᕐᒥᐅᑦ ᐅᖃᐅᓯᖃᖅᓯᒪᔪᑦ ᐱᑎᓕᐊᓘᓂᖏᓐᓂᒃ ᓯᒡᔭᖅᐸᓯᐅᓂᕐᒥᐅᑕᐃᐃᑦ, ᐱᓗᐊᖅᑐᒥᒃ ᑕᒪᒃᑯᐊ ᐊᐅᐸᓗᒃᑐᑦ ᓴᐅᕐᕋᐃᑦ, ᓈᐳᑦᓛᑦ ᐊᓯᖏᑦᓗ ᓯᒡᔭᕆᐊᒐᓴᐅᓲᑦ (Carter, et al., 2018). ᑕᐃᔅᓯᒪᓂᑐᖃᖅ ᐊᒥᓱᐊᓘᕙᓚᐅᖅᑐᑦ ᐅᐱᖕᖋᒃᑯᑦ, ᑕᒪᒃᑯᐊ ᓯᒡᔭᕆᐊᕐᔪᒐᓚᐅᑎᑦ ᑕᑯᔭᐅᒐᔪᐃᒡᕗᑦ ᖃᓂᒋᔭᖓᓐᓂ ᓵᑦᓛᑦ.

ᐊᓯᖏᑦᑕᐅᖅ ᓯᒡᔭᕆᐊᕐᔫᒐᓚᐃᑦ ᓄᓕᐊᖃᑕᕐᒥᔪᑦ ᑎᖕᒥᐊᖃᕐᕕᖕᒥ ᐊᒻᒪᓗ ᒪᑯᐊᒐᓴᐃᑦ ᑎᖕᒥᐊᖃᕐᕕᖕᒥ ᐱᑕᖃᓲᖑᒋᑦᑐᑎᒃ: ᓵᕐᕙᕐᔪᐊᖅ/ᑐᑦᓕᒎᕐᔪᐃᑦ, ᖁᓕᖁᓕᐊᕐᔪᒃ, ᑐᑦᓕᒎᕐᔪᐃᑦ, ᐊᒥᓲᖕᒋᓂᖅᓴᐅᕙᒃᓯᑎᓪᓗ ᑕᒪᒃᑯᐊ ᓈᐳᑦᓛᑦ,ᐊᒻᒪᓗ ᖁᓕᖁᓛᑦ. ᓯᒡᔭᕆᐊᕐᔪᒃ-Purple sandpiper ᑕᑯᔭᐅᒐᔪᐃᓐᓂᖅᓴᐅᒋᕗᑦ ᓄᓕᐊᖃᑕᕐᒥᔪᑦ ᑎᖕᒥᐊᖃᕐᕕᖕᒥ. ᑕᒪᓐᓇ ᓄᓇᖓ ᐊᑐᖅᑕᐅᒐᔪᒃᐳᖅ ᓄᓕᐊᕐᕕᐅᔭᕐᓂᕐᒧᑦ, ᓂᕿᒃᓴᖅᓯᐅᕐᕕᐅᓂᕐᒧᑦ, ᓇᒧᖕᒐᐅᕙᑦᓚᐊᓂᖏᓐᓄᑦ ᓄᖅᑲᖓᕝᕕᐅᑲᐃᓐᓇᖃᑕᕐᓂᕐᒧᑦ ᑕᒪᒃᑯᐊ ᐊᒥᓲᖕᒋᓗᐊᓕᖅᑐᓄᑦ ᓯᕐᕋᕐᓄᑦ ᓯᒡᔭᕆᐊᕐᔪᖕᓄᑦ red knot-ᓄᑦ (Lathrop, et al., 2018). ᑭᐊᓯᒎᑦᑎᐊᖅ, ᑐᕝᕕᑎᑦᑎᕿᐅᖅ ᐊᒻᒪᓗ ᑐᑦᓕᒎᕐᔪᒃ ᑕᒪᐅᓈᓲᖑᕐᒥᔪᑦ ᑎᖕᒥᐊᖃᕐᕕᒃᑯᑦ, ᓇᒧᖕᒐᐅᖕᖋᕐᓂᖏᓐᓂᒃ.

2.2.4 ᐊᓯᖏᑦ ᐃᒪᐅᓂᕐᒦᓲᑦ ᑎᖕᒥᐊᑦ

ᖃᖅᓴᐅᖅᑐᕐᒥ ᑎᖕᒥᐊᖃᕐᕕᒃ ᐅᖃᐅᓯᖃᖅᐳᖅ ᐱᑕᖃᕐᓂᖏᓐᓂᒃ ᑕᐅᕙᓂ ᖃᖅᓴᐅᑦ, ᐊᒥᓲᖃᑕᕐᒪᑕ ᐃᕙᕕᐅᓂᖓᓂ ᓄᓕᐊᕐᕕᐅᓂᖓᓂ ᑕᒪᒃᑯᓄᖓ. ᐊᓯᖏᓐᓂᒃ ᐱᑕᖃᓲᖑᕐᒥᔪᖅ ᐃᒪᐅᓂᕐᒦᓲᖑᔪᓂᒃ ᒪᓴᐅᓂᖏᓐᓂᓗ ᓄᓇᓂ ᐊᒻᒪᓗ ᑕᓯᐅᔭᕐᓂ, ᓲᕐᓗ ᑕᒪᒃᑯᓂᖓ ᓇᐅᔭᕐᔪᐊᕐᓂ, ᐃᒥᖁᑕᐃᓚᕐᓂᒃ, ᐃᒥᖁᑕᐃᓚᕐᓂᒃ ᐊᒻᒪᓗ ᐃᓯᖕᒎᖕᓂᒃ, ᑕᒪᐃᓐᓂ ᒪᕐᕉᖕᓂᒃ,

ᐊᒻᒪᓗ ᐃᕿᐊᒡᒐᕕᐊᕐᔪᒃ/ᑎᕌᑎᕌᖅ, ᐸᓯᕕᒃᒥᓲᖅ ᑐᓪᓕᖕᓂᒃ, ᐊᒡᒋᐊᕐᔪᖕᓂᒃ,, ᖁᕐᔪᖕᓂᒃ ᐊᒻᒪᓗ ᖁᒻᒧᐊᔫᕐᓂᒃ. ᑕᒪᕐᒥᒃ ᑕᒪᒃᑯᐊ ᓄᓕᐊᖅᑕᑦᑕᖅᐳᑦ ᑕᐅᕙᓂ ᑎᖕᒥᐊᖅᑲᕕᖕᒥ. ᕿᑭᖅᑕᑯᓗᖕᒥ ᐊᒥᓲᕙᒃᑐᑦᑕᐅᖅ ᑖᒪᓂ ᐊᒥᓲᑎᒋᕙᒃᑐᑦ 200-300-ᖏi ᐅᑦᑐᕐᑲᓲᖑᖕᒪᑕ ᐱᕐᓯᐅᓛᕐ.

ᓴᓪᓕᕐᒥᐅᑦ ᐅᖃᐅᓯᖃᖅᓯᒪᔪᑦ ᐃᓱᒪᓘᑎᒋᔭᒥᓂᒃ ᐊᒥᓲᖏᓗᐊᖃᑕᓕᕐᓂᖏᓐᓂᒃ ᑕᒪᒃᑯᐊ ᑎᖕᒥᐊᑦ, ᐱᓗᐊᖅᑐᒥᒃ ᑕᒪᒃᑯᐊ ᐃᒥᖅᑯᑕᐃᓚᐃᓪᓗ, ᖃᖅᓴᐅᓪᓗ ᑐᓪᓖᓪᓗ (Carter, et al., 2018). ᖃᐅᔨᓴᖅᑕᐅᓯᒪᖏᓚᑕ ᐊᒥᓲᓂᖏᑦ ᐊᓯᖏᓪᓗ ᐃᒪᐅᓂᕐᒦᓲᑦ ᑎᖕᒥᐊᑦ ᐃᓗᐊᓂᓪᓗᓂ ᓯᓚᑖᓂᓗᐊᓃᑦ ᑎᖕᒥᐊᖅᑲᕕᐅᑉ, ᓴᓪᓕᐅᑉ ᕿᑭᖅᑖᓗᐊᓂ.

2.3 ᐊᓯᖏᑦ ᐆᒪᔪᐃᑦ

2.3.1 ᓄᓇᒥᐅᑕᐃᑦ ᐆᒪᔪᐃᑦ ᓂᕐᔪᑏᑦ ᐊᒫᒪᒃᑎᑦᑎᓲᑦ ᐱᐊᕋᕐᒥᓂᒃ

10-ᖑᔪᑦ ᓄᓇᒥᐅᑕᐃᑦ ᐆᒪᔪᑦ ᐱᑕᖃᓲᑦ ᐅᕝᕙᓗᓐᓃᑦ ᐱᑕᖃᖃᑦᑕᖅᓯᒪᔪᑦ ᖃᖅᓴᐅᖅᑰᑉ ᑎᖕᒥᐊᖅᑲᕕᖓᓂ. ᓴᓕᐅᑉ ᕿᑭᖅᑖᓗᐊ ᐃᓕᑕᓇᔭᐅᓯᒪᔪᖅ ᑎᓇᒍᓂᐊᓕᒻᒪᓇᐊᓘᓂᖏᓐᓄᑦ. ᐅᑭᐅᖅᑕᖅᑐᒥ ᑎᓇᒍᓂᐊᑦ ᐊᒥᓯᓂᖏᑦ ᑭᓯᐊᓂᓕᑦᑕᐅᖅ, ᐊᓯᔾᔨᑭᑕᖃᓇᕗᑦ ᒪᓕᒃᐸᒃᑐᓂᒃ ᐱᑕᖃᕈᓐᓇᕐᓂᖏᓐᓂᒃ ᐊᕕᖓᐃᑦ ᖃᐅᑦᑐᖅᑐᓗ, ᑲᔪᐃᓪᓗ. (ᐹᑯ-Parker, 1974).

ᓇᐹᑐᖅᑲᖏᑦᑐᖅᒥᐅᑦ ᑐᒃᑐᐃᑦ ᐱᑕᓕᐊᓘᕙᓚᐅᖅᓯᒪᔪᑦ ᓴᓪᓕᓂ ᑕᐃᔅᓯᒪᓂᑲᓪᓚᑉ ᑭᓯᐊᓂ ᑖᒪᓂ 1955-ᖑᓕᖅᑎᓪᓗᒍ, ᓄᖑᑦᑎᐊᒻᒪᕆᓚᐅᖅᓯᒪᔪᑦ (Sutton, 1932). 1967-ᒥ ᐆᒪᔪᓕᕆᔩᑦ ᐊᒡᔭᖅᑐᐃᒋᐊᓕᓚᐅᖅᑐᑦ ᑕᐅᕙᖖᖅᑐᓂᒃ ᖃᓂᓐᓂᕐᒥᒃ ᐊᒃᐸᑑᕐᔪᐊᕐᒥᒃ, (Manning, 1967; Parker, 1975). ᑕᐃᒪᖓᓂᒃ, ᐊᒥᓲᓂᖅᐹᓇᔭᐅᓚᐅᖅᐳᑦ ᑕᒪᓃᓚᐅᖅᑐᑦ 30,000ᖏᓃᑦᑐᑦ ᑐᒃᑐᐃᑦ, ᐊᕐᕿᒎᓚᐅᖅᑐᒥ 1997-ᒥ. ᓴᓪᓕᓂ ᑐᒃᑐᐃᑦ ᐊᒥᓯᕈᓇᐊᖅᓯᒪᓕᖅᑐᑦ 2013-ᒥ 2015-ᒥᓗ. ᑐᒃᑐᖅᑲᓕᖅᑐᑦ ᑖᒪᓂ 12,300-ᖏᓃᑦᑐᓂᒃ (Campbell & Boulanger, 2015). ᑕᒪᓐᓇ ᓄᓇᖓ ᐊᕙᓗᐊᓃᑦᑐᖅ ᖃᖅᓴᐅᖅᑐᕐᒥᒃ ᑎᑭᐅᒪᓪᓗᓂ ᑕᐅᕗᖓ ᑐᓂᕐᒥᐅᑦ ᑕᓇᐅᖓᓄᑦ, ᐃᓚᒋᔭᐅᖃᑕᐅᔪᐃᓐᓇᐅᓂᖓᓂ ᑎᖕᒥᐊᖅᑲᕕᖕᒧᑦ, ᐊᐅᔭᒃᑯᑦ ᓇᔪᒐᕆᔭᐅᕙᒃᑐᖅ ᑕᒪᒃᑯᓄᖓ. (Parker, 1975). ᖃᖅᓴᐅᖅᑐᕐᒥ ᑎᖕᒥᐊᖅᑲᕕᒃ ᐊᑕᑎᕗᖅ ᐃᓚᖏᓐᓄᑦ ᑕᐃᒪᖓᑦ ᓴᓪᓕᐅᑉ ᑐᒃᑐᖏᓐᓄᑦ ᓄᕐᓇᕕᐅᕙᒃᑐᑐᖃᐅᔪᓄᑦ ᓄᓇᖏᓐᓄᑦ ᐅᐊᖕᓇᖓᑕ ᑲᓇᖕᓇᖅᐸᓯᖓᓂ ᓄᕐᓇᕕᐅᕙᓚᐅᓇᒍᑦ (ᓄᓇᕗᒻᒥ ᓄᓇᐃᑦ ᐊᑑᑎᒃᓴᖏᓐᓄᑦ ᐸᕐᓇᐃᔩᑦ ᑲᒥᓯᓇᒃᑯᑦ, 2000). ᒫᓐᓇᓵᖅ ᖃᐅᔨᒪᔾᔪᑏᑦ ᐃᓱᒪᓇᖅᓯᔪᑦ ᐱᒻᒪᕆᐅᓂᖏᑦ ᓄᕐᓇᕕᐅᕙᓕᖅᑐᑦ ᐊᕙᓗᐊᓃᖐᓕᖅᑐᑦ ᓴᓪᓕᐅᑉ ᓄᓇᖓᑕ ᐃᓚᒋᔭᐅᓪᓗᓐᓃᑦ ᐱᖓᖕᓇᖅᐸᓯᐅᓂᖓ ᑎᖕᒥᐊᖅᑲᕕᑉ ᑕᒪᐅᖓ (ᓄᓇᕗᒻᒥ ᓄᓇᐃᑦ ᐊᑑᑎᒃᓴᖏᓐᓄᑦ ᐸᕐᓇᐃᔩᑦ ᑲᒥᓯᓇᒃᑯᑦ, 2012).

ᐊᒥᕈᐃᑦ ᐊᒥᓯᐊᓘᕙᓚᐅᖅᓯᒪᔪᑦ, ᓄᖑᑦᑎᐊᒻᒪᕆᖕᓂᑰᕗᑦ ᓴᓪᓕᐅᑉ ᕿᑭᖅᑖᓘᖕᒪᓂᒃ ᓄᓇᓕᖕᓄᑦ ᐱᔭᐅᖅᑲᑕᕐᓂᖏᓐᓄᑦ ᐊᒃᑐᖅᓯᓯᒪᓗᐊᖅᑲᑦᑕᓚᐅᕐᓂᖏᓐᓄᑦ ᐊᒥᓲᖏᓗᐊᓕᖅᑐᓂᒃ ᑐᒃᑐᓂᒃ. ᑭᖑᓪᓕᖅᐸᖅ ᐊᒪᕈᖅ ᖁᑭᒃᑕᐅᓚᐅᖅᓯᒪᔪᖅ ᑖᒪᓂ 1937-ᒥ (Manning, 1942). ᐊᒪᕈᐃᓪᓗ ᑎᓇᒍᓂᐊᓪᓗ ᐊᐅᐸᓗᒃᑐᑦ ᑕᑯᔭᐅᓚᔪᐃᑦᑐᒪᓇᐊᓘᖕᒪᑕ. ᒪᕐᕈᐃᓈᖅᓂᒃ ᐱᖓᓱᓂᒡᓗᓐᓃᑦ ᖃᕕᖕᓂᒃ ᒥᑭᑎᐊᖅᑕᐅᓯᒪᔪᖅᑲᓚᐅᖅᑐᖅ ᓴᓪᓕᐅᑉ ᕿᑭᖅᑖᓗᐊᓂ, ᐊᒻᒪᓗ ᐊᑕᐅᓯᕐᒥᒃ

ᑕᑯᔭᐅᔪᖃᕐᓂᑰᓪᓗᓂ ᐃᑲᑦᑐᐊᑉ ᑰᖓᓂᒃ ᑎᖕᒥᐊᖃᕐᕕᖕᒥ ᑖᒪᓂ ᐊᕐᕋᒍᒥ 2002 (Fontaine & Mallory, 2011). ᑕᒪᒃᑯᐊ ᐱᖓᓱᑦ ᐆᒪᔪᐃᑦ ᐊᔾᔨᒌᖏᑦᑐᑦ ᐃᑖᓐᓂᓚᐅᓯᖓᖅ ᐃᑳᖅᐸᖕᒥᔪᑦ ᓄᓇᖅᐱᐅᓂᕐᒥᖕᒫᖅᑐᓂᒃ ᑕᐅᕘᓈᖅᓯᑎᒃ ᓴᓪᓕᐅᑉ ᑎᒫᒎᑦ (Roe's Welcome Sound-ᖓᒍᑦ), ᓴᓪᓕᐅᑉ ᕿᑭᖅᑖᓗᐊᓄᑦ.

ᐅᑲᑖᑦ ᐱᑕᖃᓲᖑᔪᑦ ᓄᓇᒥ ᐳᖅᑐᓂᖅᓴᐅᓂᖏᓐᓂ ᑎᖕᒥᐊᖃᕐᕕᐅᑉ, ᖃᓂᒋᔭᖓᓂ ᓄᓅᑦᔪᐊᑉ. ᑎᖕᒥᐊᖃᕐᕕᐅᓂᕐᒥ, ᐱᑕᖃᖓᓲᕗᑦ ᖁᑦᑎᖕᓂᖅᓴᐅᓂᖏᓐᓂ ᓄᓇᒥ. ᐊᑕᐅᓯᕐᒥᒃ ᑕᑯᔭᐅᔪᖃᓚᐅᕐᒥᔪᖅ ᑎᓇᐊᕐᒥᒃ ᑕᐅᕙᓂ ᕿᑭᖅᑕᑯᓗᖕᒥ ᑖᒪᓂ 2015-ᒥ.

2.3.2 ᑕᕆᐅᕐᒥᐅᑕᐃᑦ ᐆᒪᔪᐃᑦ

9-ᖑᕗᑦ ᑕᕆᐅᕐᒥᐅᑕᐃᑦ ᐆᒪᔪᐃᑦ ᐳᐃᔩᑦ ᐱᑕᖃᓲᑦ ᖃᖅᓴᐅᖅᑑᕐᒥ ᑕᕆᐅᕐᒥ ᐊᐅᔭᒃᑯᑦ. ᑕᐃᒪᐃᓂᖓᓄᓪᓗ ᐱᑕᖃᓲᖑᓪᓗᑎᒃ ᐃᑲᑦᑐᐊᑉ ᑎᖕᒥᐊᖃᕐᕕᖓ. ᓯᑕᒪᐃᑦ ᐊᔾᔨᒋᖏᑦᑑᑦᑏᑦ ᓇᑦᑏᑦ, ᐊᐃᕖᑦ, ᓇᓄᐃᑦ, ᕿᓇᓗᒐᐃᑦ, ᑐᓛᑦ ᐊᒻᒪᓗ ᐊᕐᕖᑦ ᐱᑕᖃᓲᖑᒋᕗᑦ ᓴᓪᓕᐅᑉ ᓯᒡᔭᖅᐸᓯᐅᓂᖓᓂ ᑕᒻᒪᓗ ᑕᕆᐅᕐᒥ Hᐊᑦᓴᓐᐲᑉᒥ (Sutton, 1932; Bird, 1953; ᑭᕙᓪᓕᕐᒥ ᐃᓄᐃᑦ ᑲᑐᔾᔨᖃᑎᒌᑦ ᓄᓇᖑᐊᓕᐅᕈᓯᖏᑦ; Stephenson & Hartwig, 2010).

ᑕᑯᔭᐅᖃᑦᑕᖅᓯᒪᔪᑦ ᐊᒥᓱᑦ ᑲᑎᖓᔪᑦ ᕿᓇᓗᒐᐃᑦ ᐊᒻᒪᓗ ᐊᐃᕖᑦ ᑕᐃᒪᖓᓂᒃ ᑎᖕᒥᐊᖃᕐᕕᖕᒥ (Latour, et al., 2008; Allison, 1977; Irniurviit ACMC, 2017). ᕿᓇᓗᒐᐃᑦ ᐃᑲᓐᓂᖓᓃᓲᖑᕗᑦ ᖃᖅᓴᐅᖅᑑᕐᒥ ᐊᐅᔭᒃᑯᑦ ᐅᕕᓂᖕᒥᓂᒃ ᐱᔭᐃᓂᕐᒥᓂᒃ ᐊᒦᔭᖅᑎᓪᓗᑎᑦ. ᖃᖅᓴᐅᖅᑑᕐᒥᑦᑕᐅᖅ ᓂᕿᒃᓴᖅᓯᐅᕕᐅᕙᖕᒪᑦ ᐊᒻᒪᓗ ᒫᕿᑖᖅᑐᖅᑲᑦᑕᖅᓯᑎᒃ ᐅᒡᑭᐊᒥᓂᒃ ᑕᐅᕙᓂ whales (ᑭᕙᓪᓕᕐᒥ ᐃᓄᐃᑦ ᑲᑐᔾᔨᖃᑎᒌᑦ ᓄᓇᖑᐊᓕᐅᕈᓯᖏᑦ).

ᓇᓄᐃᑦ ᑕᐅᕘᓈᖅᑲᑦᑕᐃᓐᓇᓲᖑᕗᑦ ᑎᖕᒥᐊᖃᕐᕕᒃᑯᑦ. ᐱᒻᒪᕆᐊᓗᖕᒥᒃ ᐊᐅᔭᒃᑯᑦ ᓇᔪᒐᕆᔭᐅᕙᒃᑐᖅ ᐊᒻᒪᓗ ᐅᓪᓗᖃᕐᕕᐅᕙᒃᓯᓂ ᑕᐅᕗᓇᓕᒫ,ᖅ ᑲᓇᖕᓇᖅᐸᓯᐊᒍᑦ ᓴᓪᓕᐅᑉ ᕿᑭᖅᑖᓗᐊ (Urquhart & Schwcinsburg, 1984; Riewe, 1992; ᑭᕙᓪᓕᕐᒥ ᐃᓄᐃᑦ ᑲᑐᔾᔨᖃᑎᒌᑦ ᓄᓇᖑᐊᓕᐅᕈᓯᖏᑦ; Stephenson & Hartwig, 2010). ᐃᓄᐃᑦ ᖃᐅᔨᒪᔭᑐᖃᖏᑦ ᐃᓱᒪᓇᖅᓯᔪᑦ ᓇᓄᐃᑦ ᐊᒥᓱᕈᖅᓯᒪᓂᖏᓐᓂᒃ ᑕᐃᒪᖓᑦ ᐊᕐᕋᒍᓂᒃ 2004-2012-ᒧᑦ, ᑎᒍᔭᐅᖅᑕᕐᒪᑕᓴᒃᑯᑕᐅᓕᕆᓗᑎᒃ ᖃᐅᔨᓴᖅᑕᐅᓂᖏᓐᓂ, ᖁᒻᒧᐊᒃᑎᑕᐅᓯᒪᔪᑎᒍᓪᓗ ᒪᓕᒃᑕᐅᖅᑕᕈᓐᓇᕐᒪᑕ, ᐊᕐᕋᒍᑕᒫᕐᓗ ᑎᖕᒦᒃᑯᑦ ᖃᐅᔨᓴᖅᑕᐅᖃᑦᑕᖅᓯᒪᔪᑎᒃ ᐃᓱᒪᓇᖅᑐᑦ ᖃᓄᐃᖏᓂᖏᓐᓂᒃ ᐊᒥᑦᑐᕐᒥᐅᑦ ᑕᕆᐅᖓᓂᓲᑦ Foxe Channel-ᒥ ᓇᓄᐃᑦ ᖃᓄᐃᖏᓐᓂᖏᓐᓂ. ᓴᓪᓕᕐᒥᐅᓪᓗ ᖃᐅᔨᓴᖅᐲᑦ ᐅᔾᔨᕈᓱᒃᓯᒪᓕᖅᑐᑦ ᐊᒥᓱᕈᖅᐸᓪᓕᐊᓯᒪᓂᖏᓐᓂᒃ ᓇᓄᐃᑦ ᑕᑯᔭᐅᖅᑕᕐᓂᖏᑦ ᑕᐅᕙᓂ ᑎᖕᒥᐊᖃᕐᕕᖕᒥ.

2.3.3 ᑕᕆᐅᖑᖏᓐᓂᕐᒥ ᑕᓯᕐᒥᐅᑕᐃᑦ ᑕᕆᐅᕐᒥᐅᑕᐃᑦᓗ ᐃᖃᓗᒐᓴᐃᑦ

ᐊᒥᒐᓵᓗᐃᑦ ᑕᓲᒐᓴᐃᑦ, ᑕᓯᐊᕐᔭᐃᓪᓗ, ᑰᓪᓗ, ᑕᓯᐅᔭᕐᔪᐊᓪᓗ ᑎᖕᒥᐊᖃᕐᕕᖕᒥ ᐃᒪᖃᐅᖅᐳᑦ ᐊᒻᒪᓗ ᑕᕆᐅᕐᒥ ᐃᒪᕐᓂ ᐊᒥᓱᓂ ᐊᔾᔨᒋᖏᑦᑐᓂᒃ ᐃᖃᓗᒐᓴᖃᕐᕕᐅᓪᓗᑎᒃ. ᑕᒪᐃᓐᓂᒃ ᖃᓄᐃᑦᑑᓂᖏᑦ ᐊᔾᔨᒌᖏᑦᑑᑎᓂᒃ ᐃᖃᓗᒐᓴᖅᓂᖏᓐᓂᒃ ᑎᑎᖅᑯᑎᖃᖏᓚᖅ ᐱᑕᖃᓲᖑᓂᖏᓐᓂᒃ ᑎᖕᒥᐊᖃᕐᕕᖕᒥᒃ. ᑭᓯᐊᓂᓕᑦᑕᐅᖅ, ᑕᒫᓃᓇᓯᒋᔭᐅᔪᑦ 80-ᖏᓐᓃᑐᑦ

ᒪᔪᖅᐸᒃᑐᑦ/ᓯᑐᕆᒃᑐᑦ ᐊᒻᒪᓗ ᑕᕆᐅᕐᒥᐅᑕᐅᖏᓐᓇᖅᐸᒃᑐᑦ ᐃᖃᓗᐃᑦ ᐊᔾᔨᒋᙱᑦᑑᑎᑦ, ᐃᓚᖃᖅᓯᑎᒃ ᑕᓪᓕᒪᓂᒃ 5 ᐊᒥᓲᖏᓗᐊᓕᕐᓂᕋᖅᑕᐅᓯᒪᔪᒥᓂᒃ ᐆᒪᔪᓂᒃ, ᐱᑕᖃᕈᓐᓇᕐᒥᔪᓂᒃ ᑎᖕᒥᐊᖃᕐᕕᖕᒥ (ᐊᕕᒃᑐᖅᓯᒪᔪᓂᒃ ᑕᑯᑎᑦᑎᔾᔪᑦ 4; ᑰᑦ ᐊᒻᒪᓗ ᕋᐃᔅᑦ-Coad and Reist, 2004).

2.4 ᐱᕈᖅᑐᖃᕐᓂᖓ ᓄᓇ

ᓴᓂᓕᕆᒃᑐᒡᒍᑎᐅᔪᖃᖅᐳᖅ ᖁᓕᕇᓕᖕᓂᒃ ᖃᖃᔮᖑᓂᐅᔪᓂᒃ ᐊᕕᒃᓯᒪᔪᓂᒃ ᖁᒻᒧᖓᓂᖓᓄᑦ ᓯᒡᔭᖓᑕ ᑕᐅᕘᓇ ᓂᒋᖅᐸᓯᖓᑕ ᓯᒡᔮᒍᑦ ᖃᖅᓴᐅᑰᑉ ᑕᕆᐅᖓᓂ. ᐃᕕᒃᓴᔭᐃᓪᓗ ᐊᒻᒪᓗ ᖁᖅᓯᖅᑐᓂᒃ ᓄᓇᕋᓛᑦ ᐱᑕᖃᕐᓂᖅᐹᖑᔪᑦ ᐊᑦᑎᒃᑑᑕᐅᓂᖏᓐᓂ ᓄᓇᒥ ᐱᑕᖃᕐᓂᖅᐹᖑᕙᒃᑐᑦ ᑕᒪᒃᑯᓇᓂ ᖃᖃᔮᖑᓂᖏᓐᓂ ᐅᑦᑎᖕᓂᖅᓴᓂ (Abraham & Ankney, 1986)., *ᐃᔾᔪᓂᖅᓴᐃᑦ ᐃᕕᒐᐅᔭᐃᑦ ᐊᒥᓱᐊᓘᕙᓚᐅᖅᑑᓪᓗᐊᑦ ᑕᒪᕐᒥᒃᓴᒃ ᐱᑕᖃᕈᓐᓃᖅᑐᑦ, ᒪᕋᐃᓐᓇᑐᐃᓐᓇᐅᓕᖅᓯᓂ ᑕᒪᓐᓇ ᑕᐅᕘᓇᓕᒪᑲᓴᒃ ᓯᒡᔭᖅᐸᓯᐊᒍᑦ. ᑭᓕᕐᓇᐃᑦ/ᑭᓕᕐᓇᓂ*, ᐃᕖᑦ ᐊᒻᒪᓗ ᐅᖅᐱᖓᓛᒃ/ᑲᖑᔭᐃᑦ ᐊᒥᓲᓂᖅᐹᖑᕙᒃᓯᑎᒃ ᐳᖅᑐᓂᖅᓴᐅᓂᖏᓐᓂ ᓄᓇᖅᐱᐅᓂᕐᒥ, ᖃᖃᔭᖏᓐᓂ. ᐊᒥᓲᓂᖅᐹᖑᕙᒃᑐᑦ ᐱᕈᖅᑐᑦ ᑕᒪᒃᑯᐊ ᓇᐃᓐᓂᖅᓴᐃᑦ *ᑭᓕᕐᓇᐃᑦ*, ᕿᕋᑐᓂᖅᓴᐃᑦ *ᑭᓕᕐᓇᐃᑦ*, ᐊᐅᐸᓪᓛᔪᓛᑦ *ᕿᓕᕐᓇᐃᑦ*, ᐊᒻᒪᓗ ᑕᐃᒃᑯᐊ ᓄᓇᒥᒃ ᐃᕖᑦ, ᓯᒡᔭᖅᐸᓯᐅᓂᕐᒥ, ᐱᕈᖅᑐᖃᓗᐊᖅᐳᖅ ᑕᐃᒃᑯᓂᖓ *ᒪᓕᒃᑲᐃᑦ* ᓄᓇᕋᕿᖅ, ᐅᖃᐅᓴᐃᓪᓗ ᐊᒥᓯᒐᓯᖕᓂᒃ ᑎᖓᐅᔭᕐᓂᒃ ᐊᔾᔨᒋᙱᑦᑑᑎᐅᔪᓂᒃ (Abraham and Ankney 1986).

ᐅᕐᔪᖕᓇᐃᓐᓇᐅᒐᖅ ᑭᒡᓕᖏᓐᓂ ᑕᓯᑦ, ᑰᓗᕐᔪᐃᑦ ᐊᒻᒪᓗ ᐅᓕᑦᑎᕕᐅᕙᖕᓂᖏᓐᓂᒃ, ᑕᒪᒃᑯᐊᓗ ᑭᓕᕐᓇᐃᑦ. ᐊᒻᒪᓗ ᑕᒪᒃᑯᐊ ᓱᐳᑏᑦ/ᕿᒻᒥᖓᓪᓗ(ᐅᖅᐱᒐᐃᑦ.

ᔅᑏᕙᓐᓴᓐᓗ ᒪᒃᑯᐊᒥᒃᓗ-Stephenson and McCormick (1986) ᑎᑎᕋᓚᐅᖅᓯᒪᔫᒃ ᓄᓇᖏᓐᓂ ᐱᕈᕐᕕᐅᓯᒪᓂᖏᓐᓂᒃ ᐊᒥᓱᓂᒃ ᐊᔾᔨᒌᙱᑦᑑᑎᐅᔪᓂᒃ. ᑕᐃᒃᑯᐊ ᑎᑎᖅᑲᖏᑦ ᐱᖃᓯᐅᔾᔨᓯᒪᔪᑦ ᒪᕐᕉᖕᓂᒃ ᐱᑕᖃᖅᑐᓂᒃ ᖅᑭᖅᑯᐊᕐᓂᒃ/ᑯᐊᓐᓂᖕᓂᒃ, 7-ᖑᔪᓂᒃ ᐊᔾᔨᒋᙱᑦᑑᑎᐅᔪᓂᒃ ᐃᓱᕈᑕᐅᔭᕐᓂᒃ (ᐆᐱᖕᓂᒃ), 23-ᓂᒃ ᐊᔾᔨᒋᙱᑐᓂ ᑎᖓᐅᔭᖃᕐᓂᖅ, 28-ᖑᔪᓂᒃ ᑲᑭᓪᓛᓇᖁᑎᓕᖕᓂᒃ ᐊᔾᔩᒋᙱᑦᑑᑎᓂᒃ ᐊᒻᒪᓗ 145-ᖏᓃᑦᑐᓂᒃ ᐃᒻᒪᒃᑯᑎᓕᖕᓂᒃ ᓱᓗᓕᒃᑎᑐᑦ ᐱᕈᖅᓯᐊᓂᒃ ᓄᓇᕋᓕᖕᓂᒃ ᐊᔾᔨᒋᙱᑦᑑᑎᓂᒃ.

2.5 ᐆᒪᔪᐃᑦ ᐊᒥᓲᖏᓗᐊᓕᖅᑐᑦ

ᑲᓇᑕᒥ ᑲᑎᒪᔩᕋᓛᖏᓐᓄᑦ ᖃᓄᐃᓕᖓᓂᖏᓐᓄᑦ ᐊᒥᓲᔪᓐᓃᖅᐸᓪᓕᐊᓂᕋᖅᑕᐅᓯᒪᔪᓄᑦ ᐆᒪᔪᐃᑦ COSEWIC-ᑯᑦ ᖃᐅᔨᓴᖃᑦᑕᖅᓯᒪᒐᑦ ᓴᐳᓐᓂᐊᖅᑎᐅᓂᖏᓐᓄ ᐆᒪᔪᕐᓂᒃ ᑲᓇᑕᒥ. ᐱᖓᓲᔪᖅᑐᓂᒃ 6-ᓂᒃ ᐊᕕᒃᑐᖅᓯᒪᔪᓂᒃ COSEWIC-ᑯᑦ ᑲᓇᑕᒥ ᑲᑎᒪᔩᕋᓛᖏᓐᓄᑦ ᐊᑐᖃᑦᑕᖅᐳᒃᑦ ᒪᓕᒐᕐᓂᒃ ᖃᓄᐃᓕᖓᓂᖏᓐᓄᑦ ᐊᒥᓲᔪᓐᓃᖅᐸᓪᓕᐊᓂᕋᖅᑕᐅᕙᒃᑐᓄᑦ ᐆᒪᔪᐃᑦ ᑎᑎᕋᖅᑕᐅᕙᖕᓂᖏᑦ ᐋᕿᐅᒪᓂᖏᑦ ᐅᖃᐅᓯᐅᕗᑦ ᐅᓗᕆᐊᓇᕐᓂᖅᐸᓗᓂᕐᒥᒃ ᐱᒋᐊᕐᓗᑎᒃ ᑎᑭᓗᒍ ᐅᓗᕆᐊᖏᓐᓂᖅᐹᖅᒥᓂᖏᓄᑦ ᐃᒪᓐᓇᐃᓕᐅᖅᐳᑦ ᒪᓕᒐᖅᑎᒍᑦ ᐃᓕᑕᕆᔭᐅᓯᒪᖅᑲᑕᕐᓂᖏᑦ. ᐱᑕᖃᕈᓐᓃᖅᓯᒪᔪᑦ,

ᓄᖑᓯᒪᓕᖅᑐᓂᒃ ᓇᔪᖅᐸᒃᑕᑐᖃᓇᔭᖏᓐᓂᒃ, ᓄᖑᓕᒫᓕᖅᑐᑦ, ᐅᓗᕆᐊᓇᖅᑐᒦᓕᖅᑐᑦ ᓄᖑᓕᒫᓕᕈᓐᓇᕐᓂᖅ, ᐊᔾᔨᐅᖏᑦᑐᒥᒃ ᐃᓱᒪᔫᑕᐅᓕᖅᑐᑦ, ᐊᒻᒪᓗ ᐊᒥᓲᔪᓐᓃᖅᐸᓪᓕᐊᖏᑦᑐᑦ.

ᑲᓇᑕᒥ ᐆᒪᔪᐃᑦ ᐊᒥᔅᓲᖏᑐᐊᓕᕐᓂᖏᓐᓄᑦ ᒪᓕᒐᖏᑦ (SARA) ᓴᕿᑎᑦᑎᓚᐅᖅᑐᑦ ᑕᐃᔭᐅᔪᓂᒃ ᒪᓕᒐᓕᐊᖑᓯᒪᓂᖏᓐᓂᒃ ᓈᓴᐅᑎᓕᖕᓂ 1-ᒥᒃ, ᐃᓕᑕᕆᔭᐅᔪᓂᒃ ᑎᑎᕋᖅᑕᐅᖃᑕᕐᓂᖏᓐᓂᒃ ᐆᒪᔪᐃᑦ ᐊᒥᓲᖏᑐᐊᓕᖅᑐᓄᑦ. ᑐᑭᓯᓂᐊᕈᑕᐅᖄᓚᐅᖅᓯᑎᒃ, ᒥᓂᔅᑕᐃᑦ ᑲᑎᒪᔨᖏᑦ ᑲᓇᑕᒥ ᐊᑐᓕᖁᔭᓕᐅᖅᐸᒃᑐᑦ ᑲᓇᑕᒥ ᒥᓂᔅᑕᖓᓄᑦ ᐊᕙᑎᓕᕆᓂᕐᒧᑦ ᐆᒪᔪᐃᑦ ᐃᓕᔭᐅᔭᕆᐊᖃᕐᒪᖔᑕ ᒪᓕᒐᓕᐅᕈᑕᐅᓯᒪᕝᕕᖕᒧᑦ 1-ᒧᑦ ᑎᑎᕋᑕᐅᓯᒪᓗᑎᒃ.

22-ᖏᓃᑉᐳᑦ ᐊᔾᔨᒌᖏᑦᑑᑏᑦ ᐆᒪᔪᐃᑦ ᐊᒥᓲᖏᑐᐊᓕᖅᑐᑦ (ᑕᐃᔭᐅᓪᓗᑎᒃ ᑲᑎᒪᔨᕋᓛᓄᑦ ᑲᓇᑕᒥ ᐆᒪᔪᐃᑦ ᐊᒥᓲᖏᑐᐊᓕᕐᓂᖏᓐᓄᑦ COSEWIC-ᑯᓐᓄᑦ-ᖃᐅᔨᓴᖅᑕᓚᐅᖅᓯᑎᒃ ᐅᕝᕙᓘᓐᓃᑦ ᐊᑐᖅᑕᐅᓗᑎᒃ ᐆᒪᔪᐃᑦ ᐊᒥᓲᖏᑐᐊᓕᕐᓂᖏᓐᓄᑦ ᒪᓕᒐᖏᑦ) ᐃᓕᑕᕆᔭᐅᓯᒪᕗᑦ ᐅᕝᕙᓘᓐᓃᑦ ᐃᓕᔭᐅᑐᐃᓐᓇᕆᐊᖃᖅᐳᑦ ᒪᓕᒐᖅᑎᒍᑦ ᑕᐃᑯᐊ ᑎᖕᒥᐊᖅᑲᕐᕕᖕᒐᓂ ᐱᑕᖃᓲᑦ. (ᐊᕕᒃᑐᖅᓯᒪᔪᓂᒃ ᑕᑯᑎᑦᑎᔾᔪᑦ 4).

ᐊᕕᒃᑐᖅᓯᒪᔪᓂᒃ ᑕᑯᑎᑦᑎᔾᔪᑦ 4: ᐆᒪᔪᐃᑦ ᐊᒥᓲᖏᑐᐊᓕᕐᓂᖏᑦ ᑎᖕᒥᐊᖅᑲᕐᕕᖕᒥ

ᑕᐃᔭᐅᓂᖏᑦ ᐃᓄᒃᑎᑐᑦ ᖃᐅᔨᓴᖅᑎᓄᓗ ᐅᖃᐅᓯᐊᒍᑦ ᑎᑎᕋᖅᓯᒪᓂᖏᑦ	ᖃᓄᐃᓕᖓᓂᖏᑦ ᑲᓇᑕᒥ ᐃᓕᑕᕆᔭᐅᒪᓂᖅ		ᐱᑕᖃᕐᓂᖏᑦ ᐃᑲᑦᑐᐊᑉ ᑎᖕᒥᐊᖅᑲᕐᕕᖕᒐᓂ
	ᑲᓇᑕᒥ ᑲᑎᒪᔨᕋᓛᖏᓐᓄᑦ ᖃᓄᐃᓕᖓᓂᖏᑦ ᐊᒥᓲᔪᓐᓃᕐᓂᕋᖅᑕᐅᓯᒪᔪᑦ ᐆᒪᔪᐃᑦ - COSEWIC-ᑯᑦ ᖃᐅᔨᓴᖅᓯᒪᔭᖏᑦ	ᐆᒪᔪᐃᑦ ᐊᒥᓲᖏᑐᐊᓕᕐᓂᖏᓐᓄᑦ ᒪᓕᒐᖕᒐᒍᑦ	
ᑎᖕᒥᐊᑦ			
Ivory gull ᖃᖁᓪᓗᐃᑦ *Pagophila eburnea*	ᓄᖑᓕᒫᔪᑦ	ᓄᖑᓕᒫᔪᑦ	ᓇᓗᓇᐃᖅᑕᐅᓯᒪᔪᑦ
Red knot ᓴᕿᖅ ᓯᒃᓴᓇᐊᒃᔪᒃ - ᓗᕕᓗᕕᓛᖅ *Calidris canutus rufa*	ᓄᖑᓕᒫᔪᑦ	ᓄᖑᓕᒫᔪᑦ	ᓇᓗᓇᐃᖅᑕᐅᓯᒪᔪᑦ
Ross's gull ᓇᐅᔭᖅ *Rhodostethia rosea*	ᐅᓗᕆᐊᓇᖅᑐᒦᓕᕐᓂᖅ	ᐅᓗᕆᐊᓇᖅᑐᒦᓕᕐᓂᖅ	ᓇᓗᓇᐃᖅᑕᐅᓯᒪᔪᑦ
Bank swallow ᖁᐸᓄᐊᕐᔪᒃ *Riparia riparia*	ᐅᓗᕆᐊᓇᖅᑐᒦᓕᕐᓂᖅ	ᐅᓗᕆᐊᓇᖅᑐᒦᓕᕐᓂᖅ	ᓇᓗᓇᐃᖅᑕᐅᓯᒪᔪᑦ
Barn swallow ᑐᖑᔪᖅᑐᖃᕈᓐᓇᖅᑐᑦ ᖁᐸᓄᐊᖅ *Hirundo rustica*	ᐅᓗᕆᐊᓇᖅᑐᒦᓕᕐᓂᖅ	ᐅᓗᕆᐊᓇᖅᑐᒦᓕᕐᓂᖅ	ᓇᓗᓇᐃᖅᑕᐅᓯᒪᔪᑦ

ᑕᐃᔭᐅᓂᖏᑦ ᐃᓄᒃᑎᑐᑦ ᖃᐅᔨᓴᖅᑎᓄᓗ ᐅᖃᐅᓯᐊᒍᑦ ᑎᑎᕋᖅᓯᒪᓂᖏᑦ	**ᖃᓄᐃᓕᖓᓂᖏᑦ ᑲᓇᑕᒥ ᐃᓕᑕᕆᔭᐅᒪᓂᖅ**		**ᐱᑕᖅᑲᖅᓂᖏᑦ ᐃᑲᑦᑐᐊᑉ ᑎᖕᒥᐊᖅᑲᖅᕕᖕᒐᓂ**
	ᑲᓇᑕᒥ ᑲᑎᒪᔩᖏᓐᓄᑦ ᖃᓄᐃᓕᖓᓂᖏᑦ ᐊᒥᓲᔪᓐᓃᕐᓂᖅᑕᐅᓯᒪᔪᑦ ᐆᒪᔪᐃᑦ - COSEWIC-ᑯᑦ ᖃᐅᔨᓴᖅᓯᒪᔭᖏᑦ	**ᐆᒪᔪᐃᑦ ᐊᒥᓲᖏᓗᐊᓕᕐᓂᖏᓐᓄᑦ ᒪᓕᒐᖕᒐᒍᑦ**	
Harris sparrow ᖁᐸᓄᐊᖅ Hᐅᕆᑉ *Zonotrichia querula*	ᐊᔾᔨᐅᖏᑦᑐᒥᒃ ᐃᓱᒪᔫᑕᐅᓂᖅ	ᒪᓕᒐᖅᑎᒎᖕᒐᖏᑦᑐᑦ ᓱᓕ	ᓇᓗᓇᐃᖅᑕᐅᓯᒪᔪᑦ
Red-necked phalarope ᐊᐅᐸᓗᒃᑐᖅ ᓴᐅᕐᕿᖅ *Phalaropus lobatus*	ᐊᔾᔨᐅᖏᑦᑐᒥᒃ ᐃᓱᒪᔫᑕᐅᓂᖅ	ᐊᔾᔨᐅᖏᑦᑐᒥᒃ ᐃᓱᒪᔫᑕᐅᓂᖅ	ᓇᓗᓇᐃᖅᑕᐅᓯᒪᔪᑦ
Short-eared owl ᒥᑭᓐᓂᖅᓴᖅ ᐅᒃᐱᒃ *Asio flammeus*	ᐊᔾᔨᐅᖏᑦᑐᒥᒃ ᐃᓱᒪᔫᑕᐅᓂᖅ	ᐊᔾᔨᐅᖏᑦᑐᒥᒃ ᐃᓱᒪᔫᑕᐅᓂᖅ	ᓇᓗᓇᐃᖅᑕᐅᓯᒪᔪᑦ
Peregrine falcon ᕿᓐᓄᐊᔪᐊᖅ/ᑲᔫᒃ *Falco peregrinus*	ᐅᓗᕆᐊᓇᖅᑐᒦᖏᑦᑐᑦ	ᐊᔾᔨᐅᖏᑦᑐᒥᒃ ᐃᓱᒪᔫᑕᐅᓂᖅ	ᓇᓗᓇᐃᖅᑕᐅᓯᒪᔪᑦ
ᓂᕐᔪᑎᑦ ᐊᒪᒫᒃᑎᑦᑎᕙᒃᑐᑦ ᐱᐊᕋᕐᒥᓂᒃ			
Caribou, barren-ground population ᓇᐹᑐᖅᑲᖏᑦᑐᕐᒥ ᑐᒃᑐᐃᑦ *Rangifer tarandus*	ᐅᓗᕆᐊᓇᖅᑐᒦᓕᕐᓂᖅ	ᒪᓕᒐᖅᑎᒎᖕᒐᖏᑦᑐᑦ ᓱᓕ	ᓇᓗᓇᐃᖅᑕᐅᓯᒪᔪᑦ
Atlantic walrus (Central/Low Arctic population) ᐊᐃᕙᖅ (ᕿᑎᖅᐸᓪᓕᐊᓂ/ᐊᑦᑎᒃᑑᓂᖏᓐᓂ ᐅᑭᐅᖅᑕᖅ ᐱᑕᖅᑲᖅᓂᖏᓐᓂ *Odobenus rosmarus rosmarus*	ᐊᔾᔨᐅᖏᑦᑐᒥᒃ ᐃᓱᒪᔫᑕᐅᓂᖅ	ᒪᓕᒐᖅᑎᒎᖕᒐᖏᑦᑐᑦ ᓱᓕ	ᓇᓗᓇᐃᖅᑕᐅᓯᒪᔪᑦ
Beluga whale (West Hudson Bay population) ᕿᓇᓗᒐᐃᑦ (ᐱᖓᓇᖓᓂ Hᐊᓐᓴᓐᐹᑉ) *Delphinapterus leucas*	ᐊᔾᔨᐅᖏᑦᑐᒥᒃ ᐃᓱᒪᔫᑕᐅᓂᖅ	ᒪᓕᒐᖅᑎᒎᖕᒐᖏᑦᑐᑦ ᓱᓕ	ᓇᓗᓇᐃᖅᑕᐅᓯᒪᔪᑦ

ᑕᐃᔭᐅᓂᖏᑦ ᐃᓄᒃᑎᑐᑦ ᖃᐅᔨᓴᖅᑎᓄᓗ ᐅᖃᐅᓯᐊᒍᑦ ᑎᑎᕋᖅᓯᒪᓂᖏᑦ	ᖃᓄᐃᓕᖓᓂᖏᑦ ᑲᓇᑕᒥ ᐃᓕᑕᕆᔭᐅᒪᓂᖅ		ᐱᑕᖃᕐᓂᖏᑦ ᐃᑲᑦᑐᐊᑉ ᑎᖕᒥᐊᖃᕐᕕᖓᓂ
	ᑲᓇᑕᒥ ᑲᑎᒪᔨᕋᓛᖏᓐᓄᑦ ᖃᓄᐃᓕᖓᓂᖏᑦ ᐊᒥᓲᔪᓐᓃᕐᓂᕋᖅᑕᐅᓯᒪᔪᑦ ᐆᒪᔪᐃᑦ - COSEWIC-ᑯᑦ ᖃᐅᔨᓴᖅᓯᒪᔭᖏᑦ	ᐆᒪᔪᐃᑦ ᐊᒥᓲᖏᓗᐊᓕᕐᓂᖏᓐᓄᑦ ᒪᓕᒐᖓᒍᑦ	
Bowhead whale (Eastern Canada-West Greenland population) ᐊᕐᕖᑦ (ᑲᓇᖕᓇᖅᐸᓯᖓᓂ ᑲᓇᑕᐅᑉ- ᑕᕆᐅᖏᓐᓂ - ᐊᑯᑭᑦᑐᐃᑦᓗ ᐱᖓᖕᓇᖅᐸᓯᖓᓂ ᑕᕆᐅᖏᓐᓂ ᐊᕐᕖᑦ) *Balaena mysticetus*	ᐊᔾᔨᐅᖏᑦᑐᒥᒃ ᐃᓱᒪᓘᑕᐅᓂᖅ	ᒪᓕᒐᖅᑎᒎᖓᖏᑦᑐᑦ ᓱᓕ	ᓇᓗᓇᐃᖅᑕᐅᓯᒪᔪᑦ
Narwhal ᑐᒑᓖᑦ ᕿᓇᓗᒐᐃᑦ *Monodon monoceros*	ᐊᔾᔨᐅᖏᑦᑐᒥᒃ ᐃᓱᒪᓘᑕᐅᓂᖅ	ᒪᓕᒐᖅᑎᒎᖓᖏᑦᑐᑦ ᓱᓕ	ᐱᑕᖃᑐᐃᓐᓇᕆᐊᓖᑦ
Polar bear ᓇᓄᖅ *Ursus maritimus*	ᐊᔾᔨᐅᖏᑦᑐᒥᒃ ᐃᓱᒪᓘᑕᐅᓂᖅ	ᐊᔾᔨᐅᖏᑦᑐᒥᒃ ᐃᓱᒪᓘᑕᐅᓂᖅ	ᓇᓗᓇᐃᖅᑕᐅᓯᒪᔪᑦ
Ringed seal ᓇᑦᑏᑦ *Pusa hispida*	ᐊᔾᔨᐅᖏᑦᑐᒥᒃ ᐃᓱᒪᓘᑕᐅᓂᖅ	ᒪᓕᒐᖅᑎᒎᖓᖏᑦᑐᑦ ᓱᓕ	ᓇᓗᓇᐃᖅᑕᐅᓯᒪᔪᑦ
Wolverine ᖃᕝᕕᒃ *Gulo gulo*	ᐊᔾᔨᐅᖏᑦᑐᒥᒃ ᐃᓱᒪᓘᑕᐅᓂᖅ	ᐊᔾᔨᐅᖏᑦᑐᒥᒃ ᐃᓱᒪᓘᑕᐅᓂᖅ	ᐱᑕᖃᑐᐃᓐᓇᕆᐊᓖᑦ
ᐃᖃᓗᐃᑦ			
Lumpfish ᖁᖅᓱᖅᑐᖅ ᓂᐱᓴ *Cyclopterus lumpus*	ᐅᓗᕆᐊᓇᖅᑐᒦᓕᕐᓂᖅ	ᒪᓕᒐᖅᑎᒎᖓᖏᑦᑐᑦ ᓱᓕ	ᐱᑕᖃᑐᐃᓐ-ᕆᐊᓖᑦ
Northern wolffish ᐋᖁᐊᖅ/ᐋᖁᐊᒃᓵᓗᒃ *Anarhichas denticulatus*	ᐅᓗᕆᐊᓇᖅᑐᒦᓕᕐᓂᖅ	ᐅᓗᕆᐊᓇᖅᑐᒦᓕᕐᓂᖅ	ᐱᑕᖃᑐᐃᓐᓇᕆᐊᓖᑦ
Spotted wolffish ᑕᖅᓵᑐᖃᕐᓂᖅᓴᖅ ᐋᖁᐊᖅ/ᐊᖁᐊᒃᓵᓗᒃ *Anarhichas minor*	ᐅᓗᕆᐊᓇᖅᑐᒦᓕᕐᓂᖅ	ᐅᓗᕆᐊᓇᖅᑐᒦᓕᕐᓂᖅ	ᐱᑕᖃᑐᐃᓐᓇᕆᐊᓖᑦ
Atlantic wolffish ᑐᑭᒧᐊᒃᑐᓂᒃ ᑎᒥᖓᒍᑦ ᑕᖅᓴᓕᒃ ᐋᖁᐊᖅ/ᐋᖁᐊᒃᓵᓗᒃ *Anarhichas lupus*	ᐊᔾᔨᐅᖏᑦᑐᒥᒃ ᐃᓱᒪᓘᑕᐅᓂᖅ	ᐊᔾᔨᐅᖏᑦᑐᒥᒃ ᐃᓱᒪᓘᑕᐅᓂᖅ	ᐱᑕᖃᑐᐃᓐᓇᕆᐊᓖᑦ

ᑕᐃᔭᐅᓂᖕᒋᑦ ᐃᓄᒃᑎᑐᑦ ᖃᐅᔨᓴᖅᑎᓄᓗ ᐅᖃᐅᓯᐊᒍᑦ ᑎᑎᕋᖅᓯᒪᓂᖕᒋᑦ	ᖃᓄᐃᓕᖓᓂᖕᒋᑦ ᑲᓇᑕᒥ ᐃᓕᑕᕆᔭᐅᒪᓂᖅ		ᐱᑕᖃᕐᓂᖕᒋᑦ ᐃᑲᑦᑐᐊᑉ ᑎᖕᒥᐊᖃᕝᕕᖓᓂ
	ᑲᓇᑕᒥ ᑲᑎᒪᔩᕋᑖᖕᒋᓐᓄᑦ ᖃᓄᐃᓕᖓᓂᖕᒋᑦ ᐊᒥᓲᔪᓐᓃᕐᓂᕋᖅᑕᐅᓯᒪᔪᑦ ᐆᒪᔪᐃᑦ - COSEWIC-ᑯᑦ ᖃᐅᔨᓴᖅᓯᒪᔭᖕᒋᑦ	ᐆᒪᔪᐃᑦ ᐊᒥᓲᖕᒋᓗᐊᓕᕐᓂᖕᒋᓐᓄᑦ ᒪᓕᒐᖕᒐᒍᑦ	
Thorny skate ᑕᕆᐅᑉ ᓇᑎᐊᓂ ᖃᓕᕋᑖᑦ ᑲᑭᖦᓚᐅᑎᖃᖅᑐᔮᖅᑐᑦ ᖄᖕᒐᒍᑦ – ᐃᖃᓗᒡᔪᐊᖑᓂᕋᖅᑕᐅᕙᖕᒥᔪᑦ, ᖃᖦᓗᓈᑎᑐᑦ ᑕᐃᔭᐅᔪᑦ *Amblyraja radiate*	ᐊᔾᔨᐅᖕᒋᑦᑐᒥᒃ ᐃᓱᒪᓘᑕᐅᓂᖅ	ᒪᓕᒐᖅᑎᒎᖕᒐᖕᒋᑦᑐᑦ ᓱᓕ	ᐱᑕᖃᑐᐃᓐᓇᕆᐊᓖᑦ

2.6 ᑕᒫᓂᕐᒥᐅᑕᑐᖃᐅᓐᖏᑦᑐᑦ ᐆᒪᔪᐃᑦ/ᖁᑉᐱᕐᕈᐃᓗᓐᓃᑦ, ᐱᕈᖅᑐᙱᓗᓐᓃᑦ ᐱᑕᖃᕐᓂᖕᒋᑦ

ᓇᑯᐃᓇᖅ ᐃᓄᐃᑦ ᐱᓕᕆᖃᑦᑕᕐᓂᖕᒋᓐᓄᑦ ᓴᕿᑎᑦᑎᓗᑕᐅᕚᑦ ᐱᑕᖃᓕᕈᓐᓇᕐᓂᖕᒋᓐᓂᒃ ᐱᑕᖅᐸᓚᐅᖕᒋᑦᑐᑦ ᓄᓇᖕᒋᓐᓂ, ᐱᕈᖅᑐᓂᒡᓗᓐᓂᑦ, ᐆᒪᔪᓂᒡᓗᓐᓃᑦ, ᖁᑉᐱᕐᕈᕐᓂᒡᓗᓐᓃᑦ (Canadian Endangered Species Conservation Council, 2011). ᓄᓇᕗᑦ ᒐᕙᒪᐃᑦ ᑎᒃᑯᐊᖅᓯᓯᒪᓕᖅᐳᑦ 14-ᓂᒃ ᓄᓇᕋᕐᓂᒃ ᐱᕈᖅᑐᓂᒃ ᓄᓇᕗᒥ ᐱᑕᖃᖅᑐᑐᖃᐅᕙᓚᐅᖕᒋᑦᑐᓂᒃ ᐱᑕᖃᓕᖅᑐᓂᒃ. ᑕᒪᒃᑯᐊ ᐱᕈᖅᑐᑦ ᓄᖑᑎᕆᕙᓪᓕᐊᓯᒪᖕᒋᑦᑐᑦ ᐊᔾᔨᒌᖕᒋᑦᑑᑎᐅᔪᓂᒃ ᐱᕈᖅᐸᒃᑐᑐᖃᐅᔪᓂᒃ ᓄᓇᕗᒻᒥ. ᖃᐅᔨᒪᔭᐅᖕᒋᑦᑐᑦ ᑕᒫᓂᕐᒥᐅᑕᑐᖃᐅᖕᒋᑦᑐᑦ ᐱᑕᖃᓕᕐᒪᖔᑕ ᐃᑲᑦᑐᐊᑉ ᑎᖕᒥᐊᖃᕝᕕᖓᓂ.

3 ᐃᓕᖅᑯᓯᑐᖃᕐᒥᒍᑦ ᐊᑐᒐᓇᔭᐅᕙᖕᓂᖏᑦ ᓄᓇᒥᐅᑦᑕᐃ

ᑎᖕᒥᐊᖃᕐᕕᖕᒥ ᐱᑕᖃᖅᑎᑦᑎᓂᖅ ᐱᔾᔪᑎᖃᓗᐊᖅᐳᑦ ᐃᓱᒪᒋᔭᐅᓂᖏᓐᓂᒃ ᓴᐳᓐᓂᐊᖅᑕᐅᖁᔨᓂᖅ ᑎᖕᒥᐊᕐᓂᒃ ᓇᔪᕈᓐᓇᖅᑕᖏᓐᓂᓪᓗ, ᑭᓯᐊᓂᓕ ᑕᐃᒃᑯᐊ ᐃᓄᐃᑦ ᐃᑲᔫᓯᐊᖅᑕᕈᑎᒃᓴᖏᓐᓄᑦ ᐊᖏᕈᑏᑦ ᐃᓕᑦᑕᖅᓯᓗᑕᐅᒋᕗᑦ ᐃᓄᐃᑦ ᐃᓚᒋᔭᐅᓪᓚᓇᖕᓂᖏᓐᓂᒃ ᐊᕙᑎᖏᓐᓄᑦ. ᐃᓄᐃᑦ ᖃᐅᔨᒪᔭᑐᖃᖏᑦ ᐊᑑᑎᓕᒻᒪᓇᐊᓘᖕᒪᑕ ᖃᐅᔨᒪᔾᔪᑕᐅᔪᓐᓇᕐᓂᕐᒧᑦ ᓄᓇᒥᒃ, ᐃᒪᕐᓂᒃ, ᓄᓇᒥᐅᑕᓇᔭᐅᕗᓂᓪᓗ ᖃᓂᒋᔭᖏᓐᓂ, ᑐᖓᕕᐅᓗᑎᒃ ᑐᑭᓯᐅᒪᑦᑎᐊᕐᓂᖅᓴᐅᔪᓐᓇᕐᓂᕐᒧᑦ ᐃᓱᒪᓕᐅᕈᑕᐅᔭᓇᐊᖃᖅᓂᐊᖅᑐᓂᒃ. ᑖᒃᑯᐊ ᑎᑎᕋᖅᓯᒪᓂᖏᑦ ᐅᖃᐅᓯᖃᖅᐳᑦ ᑕᐃᔅᓱᒪᓂᐅᓚᐅᖅᑐᖅ ᐅᓪᓗᒥᐅᓕᖅᑐᕐᓗ ᓄᓇᖓᑕ ᐊᑐᖅᑕᐅᕙᖕᓂᖏᓐᓂᒃ ᑎᖕᒥᐊᖃᕐᕕᐅᑉ, ᐊᕙᓗᐊᓂᓗ ᓄᓇᖏᓐᓂ, ᐊᒻᒪᓗ ᕿᒥᕐᕈᐊᖅᑕᐅᖃᑦᑕᖅᓯᒪᓂᖏᓐᓂᒃ ᖃᐅᒪᔾᔭᐅᓕᖅᑐᓂᒃ ᐱᑕᖃᖅᑐᓂᒃ, ᑕᑯᔭᒃᓴᐅᕙᒃᑐᓂᒃ ᑕᑯᒃᓴᐅᕙᖏᑦᑐᓂᓪᓗ ᐃᓕᖅᑯᓯᑐᖃᕐᒥᒍᑦ ᐊᑐᖅᐸᒃᑕᖏᓐᓂᒃ.

ᐊᐅᓪᓛᕐᕕᐅᖃᑦᑕᖅᑐᑐᖃᐃᑦ, ᓄᓇᐃᑦ, ᐃᒪᐃᓪᓗ ᑕᐃᔫᓯᑐᖃᖏᑦ, ᖃᐅᔨᒪᓂᖏᓪᓗ ᓯᓚᒥᒃ, ᐆᒪᔪᐃᓪᓗ ᐱᐅᓯᓇᕝᑕᖏᓐᓂᒃ, ᐆᒃᑰᑎᑐᐃᓐᓇᐅᕗᑦ ᐊᒃᑐᒐᒃᓴᐅᖏᑦᑐᒐᓗᐊᓂᒃ ᕿᒪᐃᕝᕕᐅᓯᒪᓂᖏᓐᓂᒃ, ᑕᒪᒃᑯᓂᖓᓗ ᐊᓯᖏᓐᓂᒃ ᑕᐃᔅᓱᒪᓂᑐᖃᖅ ᐃᓄᖃᕐᕕᐅᕙᓚᐅᖅᑐᓂᒃ, ᐱᕐᑯᑎᕙᓂᖏᓐᓂᓪᓗ, (ᓲᕐᓗ ᓂᕿᓂᒃ ᐱᕈᔭᕝᕕᓃᑦ, ᐃᖃᓗᖕᓂᒃ ᓴᐳᑎᕝᕕᓃᑦ, ᖃᔭᒃᑯᕕᑐᖃᕕᓂᖏᓐᓂᒃ, ᐃᓄᒃᓱᖕᓂᓪᓗ), ᑕᐃᔅᓱᒪᓂᓂᑖᓗᐃᓪᓗ ᐃᓄᖃᕐᕕᐅᕙᓚᐅᖅᑐᑦ ᓄᓇᖏᑦ ᑕᒪᕐᒥᒃ ᑕᑯᔭᒃᓴᐅᓗᑎᒃ ᐊᒃᑐᒐᒃᓴᐅᓗᑎᓪᓗ ᕿᒪᐃᕝᕕᐅᓯᒪᔪᑦ ᐃᓄᐃᑦ ᓄᓇᒥ ᐊᑐᖅᑕᐅᖃᑦᑕᖅᓯᒪᓂᖏᓐᓂᒃ. ᐱᒻᒪᕆᐊᓘᒐᖅ ᐃᖅᑲᐅᒪᔾᔭᐅᑎᖅ ᐅᓂᒃᑳᖅᑐᐊᕝᕕᓂᑐᖃᖏᓐᓂᒃ, ᓄᓇᐃᑦ ᑕᐃᔭᐅᕙᒃᑐᑐᖃᐅᓂᖏᓐᓂᒃ, ᐃᒪᐃᓪᓗ, ᐃᖏᐅᑎᕝᕕᓂᖏᓪᓗ ᐱᓯᑦ, ᐃᓕᖅᑯᓯᑐᖃᓇᔭᐅᖏᓐᓇᖅᑐᓂᓪᓗ ᑕᒪᒃᑯᓄᖓ ᐊᑕᐅᓂᒃ ᐱᑐᖃᓗᖕᓂᒃ ᐃᓄᖃᕝᕕᐅᕙᓚᐅᖅᓯᒪᓂᖏᓐᓂᒃ.

3.1 ᐃᓕᖅᑯᓯᑐᖃᕐᒥᒍᑦ ᓄᓇᒥ ᐱᖁᑎᕝᕕᓐᑦ ᐊᑐᖅᑕᐅᕙᓚᐅᖅᓯᒪᓂᖏᑦ ᑐᑭᖃᖅᓯᒪᓂᖏᓐᓄᓪᓗ ᖃᐅᔨᓴᖅᑕᐅᓯᒪᔪᑦ

ᐃᓄᐃᑦ ᓄᓇᒥᒃ ᐊᑐᖃᑦᑕᐃᓐᓇᖅᓯᒪᓂᖏᑦ ᐊᒻᒪᓗ ᓄᓇᒦᕝᕕᒋᖃᑦᑕᐃᓐᓇᖅᑕᑐᖃᖏᓐᓂᒃ ᐱᓕᕆᐊᕐᔪᓚᐅᖅᓯᒪᔪᑦ (ᐃᓄᓕᕆᔨᑐᖃᒃᑯᓐᓄᑦ-(INAC, 1976) ᐅᓂᒃᑳᕈᑕᐅᓚᐅᖅᓯᒪᔪᑦ, ᓄᓇᖑᐊᓕᐅᕈᑕᐅᓗᑎᓪᓗ ᑕᐃᔅᓱᒪᓂᐊᓗᖕᓂᒃ ᐱᕙᓪᓕᐊᓂᕝᕕᓂᖏᓐᓂᒃ ᐃᓄᐃᑦ ᓄᓇᖅᑲᓕᓚᐅᖅᓯᒪᖏᓐᓄᑦ ᑕᒪᐃᓐᓂᒃᓴᒃ ᖃᖓᓃᑦᑐᓂᒃ ᓄᓇᕗᒻᒥ ᓄᓇᖏᓐᓂᒃ (ᑕᓇᐅᖅᒥᓗ ᓯᑯᒥᓗ). ᑕᐃᒃᑯᐊ ᓄᓇᕗᒻᒥ ᓄᓇᖑᐊᓕᐊᖑᓯᒪᔪᑦ (Riewe, 1992) ᓴᓇᓯᒪᑎᐊᒃᑲᓐᓂᖅᑐᓂᒃ ᑕᑯᒃᓴᐅᑎᑦᑎᓕᓚᐅᖅᑐᑦ ᐊᑐᖅᑕᐅᓯᒪᓂᖅᑳᖑᕙᖕᓂᖏᓐᓂᒃ ᓄᓇᓂᒃ, ᐃᓄᖕᓄᑦ ᑎᑭᑕᐅᖃᑦᑕᐃᓐᓇᖅᑐᑐᖃᐅᔪᓂᒃ ᐊᖅᑯᑎᓖᖅ, ᐊᑕᐅᓯᕐᒥ ᓄᓇᓕᖕᒥᐅᑕᐅᔭᐃᓐᓇᐅᓚᐅᖏᓐᓂᖏᓐᓇ ᓱᓕ, ᓲᕐᓗ ᓛᓇᑎᑐᑦ, ᑕᐃᒃᑯᓂᖓᓗ ᐊᓯᖏᓐᓂᒃ ᓄᓇᓂᒃ ᑎᑭᓯᒪᕝᕕᐅᓚᐅᖅᐸᓪᓕᐅᕐᒥᔭᓂ ᐊᖅᑯᑎᓖᖑᖏᑲᓗᐊᖅᑐᒥᒃ ᓄᓇᖑᓕᐅᓪᓕᐅᖅᐳᑦ. ᐊᑑᑎᓕᒻᒪᕆᐊᓘᒐᓗᐊᖅᓯᑎᒃ ᑕᐃᒃᑯᐊ ᓄᓇᖑᐊᓕᐊᖏᑦ, ᖃᐅᔨᒪᑎᑦᑎᓂᕐᒧᑦ, ᐃᓄᐃᑦ ᓄᓇᒥᒃ ᐊᑐᖃᑦᑕᐃᓐᓇᖅᓯᒪᓂᖏᓐᓂᒃ ᐊᒻᒪᓗ ᓄᓇᒦᑦᑕᖅᑐᕝᕕᐅᖃᑦᑕᐃᓐᓇᖅᓯᒪᓂᖓ ᑕᐃᒃᑯᓂᖓᓗ ᓄᓇᕗᒻᒥ ᓄᓇᖑᐊᓕᐅᖅᑎᕝᕕᓐᑦ ᓄᓇᖑᐊᓕᐅᖅᑕᐅᖃᑦᑕᖅᓯᒪᓗᑎᒃ ᐃᓅᓯᐊᑎᒃᓴᓇᔭᐅᕙᓪᓕᐅᖅᑐᐃᓐᓇᖅᓂᒃ ᐱᔾᔪᑎᖃᖅᑐᓂᒃ ᐃᓱᒪᒋᔭᐅᒐᑎᒃ ᓄᓇᖕᒥᑦ ᐃᓕᖅᑯᓯᖃᓇᔭᐅᔪᓂᒃ ᐊᑐᖃᑦᑕᐃᓐᓇᖅᑕᖕᒥᑦ ᐱᐅᓯᑐᖃᕐᒥᒍᑦ.

ᑐᓐᖓᕕᒃᑯᑦ ᒪᓕᒐᕐᑲᖅᑎᑕᐅᕗᑦ ᐊᑖᒍᑦ ᑎᑎᕋᖅᓯᒪᓂᖏᓐᓂ 6, ᐃᓄᐃᑦ ᐃᑲᔫᓯᐊᒃᓴᖏᓐᓄᑦ ᐊᖏᕈᑏᑎᒍᑦ ᑎᑎᕋᖅᓯᒪᔪᕐᑲᕆᐊᕐᑲᕐᒪᑦ ᖃᐅᔨᒪᔾᔪᑎᒃᓴᓂᒃ ᓄᓇᒥᐅᑕᕆᔭᐅᔪᓂᒃ ᐱᒻᒪᕆᐅᔪᓂᒃ ᐃᓄᖕᓄᑦ ᑎᖕᒥᐊᕐᑲᕐᕕᐅᓂᕐᒥ ᐊᒻᒪᓗ ᐆᒪᔪᕐᑲᕐᕕᐅᔪᓂ ᓄᓇᕗᒻᒥ. ᑕᒪᒃᑯᐊ ᐱᑕᕐᑲᕐᑯᔭᐅᓂᖏᑦ ᖃᐅᔨᒪᔭᐅᓂᐊᕐᒪᑕ ᐃᑲᔪᖅᓲᐃᓂᕐᒧᑦ ᐊᐅᓚᑕᐅᓂᖏᓐᓄᑦ ᐊᑐᓂ ᓴᐳᓐᓂᐊᖅᑕᐅᓯᒪᕗᑖᑦ ᓇᓂᑐᐃᓐᓇᖅ ᓄᓇᕗᒥ, ᐃᑲᔫᑕᐅᓗᑎᒡᓗ ᑐᑭᓯᐅᒪᔭᐅᑎᐊᕈᓇᕐᓂᖏᓐᓄᑦ, ᐊᒻᒪᓗ ᑎᑎᕐᑲᕐᑯᑎᑦᔭᐅᓂᐊᖅᑐᓂᒃ ᐱᑕᕐᑲᕐᓂᐊᕐᒪᑦ ᖃᐅᔨᒪᔾᔪᑎᒃᓴᐅᓂᐊᖅᑐᓂᒃ, ᐃᓕᖅᑯᓯᑐᕐᑲᕐᒥᒍᑦ ᐱᒻᒪᕆᐅᓂᕐᑲᖅᑐᓂᒃ ᐃᓄᖕᓄᑦ, ᐃᑲᔫᑕᐅᓗᑎᒡᓗ ᐱᕙᑦᓕᐋᔾᔪᑕᐅᔪᓐᓇᕐᓂᕐᒧᑦ, ᐊᑐᖅᑕᐅᔪᓐᓇᕐᓂᖏᓐᓄᑦᓗ ᐃᓕᑕᕆᔭᐅᓗᑎᒃ ᐃᓄᐃᑦ ᐅᕐᑲᐅᓯᐊᒍᑦ ᑕᐃᒎᖅᑕᐅᕙᒃᑐᑐᕐᑲᐅᔪᑦ, ᐊᑐᖅᑕᐅᓗᑎᒃ ᑕᒫᓂ ᓴᐳᓐᓂᐊᖅᑕᐅᓯᒪᕝᕕᐅᔪᑦ. ᐃᓂᐅᕐᕕᒃᑯᑦ ᐊᐅᓚᑦᑎᔫᕐᑲᑕᐅᓂᕐᒧᑦ ᑲᑎᒪᔫᕋᓛᖏᑦ ᑎᑎᕋᑦᑎᐊᒃᑲᓐᓂᕐᓂᐊᖅᑐᑦ ᐃᓗᓕᖏᓐᓂᒃ 3-ᖏᓃᑐᓂᒃ ᑖᒃᑯᓇᓂ ᐊᐅᓚᑦᑎᓂᕐᒧᑦ ᐸᕐᓇᐅᑎᓂ ᑎᑎᕋᖅᓯᒪᓂᖏᓐᓂᒃ, ᖃᐅᔨᒪᔾᔪᑎᒃᓴᓂᒃᑕᐅᓂᐊᕐᒪᑕ ᐱᕐᑯᑎᕐᑲᕐᓂᖏᓐᓂᒃ ᐱᔭᕇᖅᑕᐅᓕᕈᑎᒃ ᑕᐃᒃᑯᐊ, ᐊᑐᐃᓐᓇᐅᓂᐊᕐᒪᑕ ᖃᖓᓯᐅᖅᑑᕐᒥ ᑎᖕᒥᐊᕐᑲᕐᕕᖕᒥ.

3.2 ᑕᐃᒪᖓᓂᒃ ᐃᓄᐃᑦ ᐊᑐᕐᑲᑦᑕᕐᓂᖏᑦ ᓄᓇᒥᒃ

ᐃᓄᐃᑦ ᓄᓇᕐᑲᓕᕐᒪᑕ ᓴᓪᓕᓂᒃ ᑕᐅᓴᒐᓴᒻᒪᕆᐅᔪᓂᒃ ᐊᕐᕌᒍᓂᒃ. ᑕᐃᔅᓯᒪᓂᑑᕐᑲᓗᒃ ᐃᓄᐃᑦ ᓄᓇᕐᑲᖅᐸᓚᐅᖅᑐᑦ ᕐᑲᓂᓐᓂᖅᓴᐅᔪᓂ ᑕᕆᐅᕐᒥᐅᑕᓄᑦ ᐆᒪᔪᕐᑲᕐᕕᐅᓂᖏᓐᓄᑦ (Bird, 1953). ᑕᐃᔅᓯᒪᓂᐊᓗᒃ ᐊᖏᕐᕋᕐᑲᖅᐸᓚᐅᕐᒪᑕᓕ ᓴᓇᓯᒪᔪᓂᒃ ᐃᒡᓗᕕᒐᕐᓂᒃ ᐅᕙᓗᓐᓃᑦ ᕐᑲᕐᒪᖕᓂᒃ, ᓯᓚᐅᑉ ᕐᑲᓄᐃᓕᖓᓕᕐᑲᑦᑕᕐᓂᖓᓂᒃ ᒪᓕᒃᐸᒃᑐᓂᒃ. ᐃᓄᐃᑦ ᑭᖑᓂᐊᒍᑦ ᓄᓇᓕᖕᒥᐅᑕᕈᖅᐸᑦᓕᐊᓕᓚᐅᖅᐳᑦ ᐅᕿᕕᕐᑲᐅᖅᓯᑎᒃ ᐃᒡᓗᕐᑲᖅᓯᑎᒃ ᓴᓇᓯᒪᔪᓂᒃ ᐅᔭᕋᖕᓂᒃ, ᓴᐅᓂᕕᓂᕐᓂᒃ, ᐃᑉᔪᕐᒥᓂᒡᓗ. ᐊᐅᔭᒃᑯᑦ ᐃᓄᐃᑦ ᐊᒥᕐᓂᒃ ᕐᑭᓯᖕᓂᒡᓗᓐᓃᑦ ᑐᐱᕐᑲᖅᐸᓕᓚᐅᖅᑐᑦ, ᓄᓇᒧᑦ ᐊᑕᓗᑎᒃ ᐅᔭᕋᖕᓄᑦ (Collins, 1956).

ᐃᓄᐃᑦ ᓴᓇᕙᓚᐅᖅᑐᑦ ᓴᓇᕐᕈᑎᒃᓴᖏᓐᓂᒃ ᐅᔭᕋᖕᓂᒃ ᓵᑐᔮᓂᒃ ᐊᑐᖅᓯᑎᒃ ᐃᐱᒃᓴᖅᑕᐅᓯᒪᕙᓚᐅᖅᑐᓂᒃ, ᓴᐅᓂᕕᓂᕐᓂᓪᓗ, ᓇᒡᔪᕕᓂᕐᓂᓪᓗ, ᑑᒑᕐᓂᓪᓗ, ᕐᑭᔪᖕᓂᓪᓗ (ᐃᓚᖏᑦ ᓴᒃᑯᕐᑲᖅᐸᓚᐅᖅᑐᑦ ᓴᕕᒃᓵᔫᖕᓂᒃ) ᐊᒻᒪᓗ ᐊᔪᖏᑦᑎᐊᕐᑲᑦᑕᓚᐅᖅᓯᑎᒃ ᓴᓇᙳᐊᕈᓇᕐᓂᖅ ᐱᐅᓯᑐᕐᑲᕐᒥᓂ. ᑕᒪᒃᑯᐊ ᐅᓈᓕᐊᕆᕙᓚᐅᖅᑕᖏᑦ, ᕐᑲᔭᐃᑦ, ᐅᒥᐊᓪᓗ ᐊᑐᖅᑕᐅᕙᓚᐅᖅᑐᑦ ᐊᖑᓇᓯᒍᑕᐅᕙᖕᓂᕐᒧᑦ. ᕐᑲᐅᒪᕐᑲᖅᐸᓚᐅᖅᑐᑦ ᐅᕐᑰᓴᐅᑎᕐᑲᖅᓯᑎᒡᓗ ᐊᑐᖅᓯᑎᒃ ᐆᒪᔪᕐᓂᒃ ᐅᖅᓯᒥᒃ.

ᕐᑲᑦᓗᓈᑦ ᐅᖓᓯᒃᑐᒥᖔᖅᓯᒪᔪᑦ ᑎᑭᕐᑲᑕᓚᐅᖅᓯᒪᔪᑦ ᑎᑎᕐᑲᑐᕐᑲᖏᑦ ᕐᑲᐅᑕᒫᖅᓯᐅᑎᕕᓃᖏᑦᓗᓐᓂᑦ ᐅᕐᑲᐅᓯᕐᑲᕐᑲᑦᑕᓇᐊᓕᓚᐅᖅᑐᑦ ᓴᓪᓕᓂᒃ ᑎᑭᑕᐅᓯᒪᓂᖓᓂᒃ ᑕᐃᔅᓯᒪᓂᑐᕐᑳᓗᒃ 1600-ᖏᓐᓂ, ᑭᓯᐊᓂ ᐊᒥᓲᖏᑐᓂᒃ ᑎᑎᕐᑲᐅᑎᕐᑲᖅᐳᖅ ᐅᕐᑲᐅᓯᕐᑲᖅᑐᓂᒃ ᓴᓪᓕᕐᒥᐅᑕᓂᒃ ("ᕐᑭᑭᖅᑕᒥᐅᑕᐅᓂᕋᖅᑕᐅᔪᓂᒃ" ᐅᕙᓗᓐᓃᑦ "ᐃᓄᕐᑯᑎᖏᓐᓂᒃ ᓄᓇᓕᖕᓂᒃ ᕐᑭᑭᖅᑖᓗᐊᓂ"). ᑭᖑᓂᐊᒍᑦ ᐊᕐᕋᒍᓂ 1860-ᖏᓐᓂ, ᐊᕐᕙᖕᓂᐊᖅᑎᕖᑦ ᑎᑭᓯᒪᒐᔮᒃᓯᕙᓪᓕᐊᓕᓚᐅᖅᐳᑦ ᑕᐅᕗᖓ ᓴᓪᓕᐅᑉ ᑎᓪᓗᓐᓄᑦ Roe's Welcome Sound-ᒧᑦ. ᐃᓄᐃᑦ ᓂᕐᑭᒃᓴᓂᒃᓯᕙᓕᐅᖅᑐᑦ ᐊᕐᕙᖕᓂᐊᖅᑎᓂᒃ ᐊᓄᕌᒃᓴᓂᒃᓯᕙᒃᓯᑎᒡᓗ, ᐃᑲᔪᖅᑎᐅᕙᓕᐅᕐᒪᑕ ᐊᒥᓲᓂᒃ ᐊᔾᔨᖏᖏᑦᑑᑎᐅᔪᓂᒃ ᐊᕐᕙᖕᓂᐊᖅᑎᓂᒃ ᐱᓕᕆᔪᓂᒃ (Van Stone, 1960).

ᐅᑭᐅᓇᔭᖓᓂ ᑖᒪᓂ 1902-1903 ᐋᓐᓂᐊᕐᓂᐊᓗᖕᒧᑦ ᖃᓂᒪᓂᐊᓗᖕᒧᑦ ᑎᑭᑕᐅᓕᓚᐅᖅᑐᑦ, ᑐᖁᕋᖅᑐᐊᓘᓪᓗᑎᒃ ᑕᒪᕐᒥᑦᑎᐊᖅ ᓴᓪᓕᕐᒥᐅᑕᕙᓂᐅᖄᓚᐅᖅᑐᑦ. ᐊᕐᕙᖕᓂᐊᖅᑏᑦ ᐋᓐᓂᐊᕈᑎᓂᒃ ᑎᑭᐅᔾᔨᔪᕙᓂᐅᔪᒃᓴᐅᒐᒥᒃ. ᐃᑲᔪᖅᑎᖃᕈᓐᓃᕋᒥᒃ ᐃᓄᖕᓂᒃ ᑕᐅᕙᓂ, ᐊᕐᕙᓐᓂᐊᖅᑏᑦ ᐃᓄᖕᓂᒃ ᑎᑭᑎᑦᑎᓕᓚᐅᖅᑐᑦ ᓇᐅᔾᔩᕐᒥᐅᓐᓂᒃ, ᐅᒃᑯᒃᓯᓴᕐᒥᐅᓂᓪᓗ ᑕᒪᓂ 1908-ᒥ ᓴᓪᓕᓄᑦ, ᓴᓇᕗᐅᑎᑕᐅᓕᖅᓱᑎᒃ.

1924-ᖑᑎᓪᓗᒍ, Hᐊᑦᓴᓐᐲ ᑲᒻᐸᓂᒃᑯᑦ ᓂᐅᕕᖅᑎᒃᑯᑦ ᓅᑦᑎᓕᓚᐅᕆᕗᑦ ᓂᐅᕕᕐᕕᖕᒥᓂᒃ ᐊᒃᐸᑑᕐᔪᐊᕐᒥᓚᐅᖅᑐᒥᒃ ᓴᓪᓕᓄᑦ ᐃᓄᐃᓗ (ᕿᑭᖅᑖᓘᖕᒥᐅᑦ [Baffin-ᒥᐅᑦ] ᓂᒋᐊᓂᕐᒥᐅᑕᓂᒃ) ᓅᒃᑎᖃᑕᐅᓚᐅᖅᓯᒪᖕᒪᑕ ᓂᐅᕕᖅᑎᒃᑯᓐᓄᑦ. ᑎᓇᒐᓐᓂᐊᖃᑕᕐᓂᖅ ᐱᒻᒪᓇᐊᓘᕙᓚᐅᖅᑐᖅ ᑮᓇᐅᔭᓕᐅᕈᑕᐅᔪᓐᓇᕐᓂᕐᒧᑦ, ᓂᐅᕕᐅᑎᒃᓴᓄᑦ Hᐊᑦᓴᓐᐲᒃᑯᑦ ᓂᐅᕕᖅᑎᖏᓐᓂᒃ (ᑏᒥᒃ, ᖃᕐᔪᕐᓂᒃ, ᐊᓯᖏᓐᓂᓪᓗ). 1940ᑦ ᐊᕐᕋᒍᐃᑦ ᐃᓱᖅᐸᓯᖓᓂ, ᐊᒥᐊᓕᑲᒥᐅᑦ ᒥᑦᑕᕐᕕᐅᓕᐅᓕᓚᐅᖅᑐᑦ ᓯᓚᑎᑦᑎᐊᖓᓂ ᓴᓪᓖᐅᑉ. ᑭᖑᓂᐊᒍᑦ ᑲᓇᑕᐅᑉ ᒐᕙᒪᒃᑯᖏᓐᓄᑦ ᐊᐅᓚᑎᓕᓚᐅᖅᑐᑦ ᑕᒪᒃᑯᓂᖓ ᓲᕐᓗ ᐃᓕᓐᓂᐊᖅᑐᓕᕆᓂᕐᒥᒃ, ᐋᓐᓂᐊᖅᑐᓕᕆᓂᕐᒥᒃ, ᑮᓇᔭᓕᐅᕈᑎᒃᓴᓂᓪᓗ ᐃᑲᕐᕋᑎᒍᑦ ᐊᑭᓕᖅᑐᐃᔪᓂᒃ, ᐊᒥᓱᑦ ᓄᓇᒥᐅᑕᒐᓴᐃᑦ ᓯᓚᑖᓂ ᓴᓪᓕᐅᑉ ᓅᑉᐸᓪᓕᐊᔾᖃᑕᐅᓕᓚᐅᖅᑐᑦ ᑕᒪᐅᖓ ᓄᓇᖓᓄᑦ ᓵᓖᑦ.

ᓂᐅᕕᕐᕕᖃᓚᐅᓐᖏᓂᖓᓂ ᓱᓕ ᓴᓪᓕᓂ, ᓴᓪᓕᕐᒥᐅᑦ ᐃᓅᓯᖃᖅᐸᓚᐅᖅᑐᑦ ᓄᓇᒦᖃᑦᑕᕐᓂᕐᒥᒃ ᐊᐅᓪᓛᖅᓯᒪᕝᕕᒋᕙᒃᑕᑐᖃᓇᓚᐅᖅᑕᖏᓐᓂ, ᒪᓕᒃᑐᓂᒃ ᐱᑕᖃᕐᓂᖏᓐᓂᒃ ᐆᒪᔪᐃᑦ. ᐱᓗᐊᖅᑐᒥᒃ ᓴᓪᓕᕐᒥᐅᑦ ᑕᓇᐅᕐᒥᐅᑕᓂᒃ ᓂᕿᒃᓴᖃᕐᓂᖅᓴᐅᖃᑦᑕᐃᓐᓇᖅᐳᑦ ᐃᓅᔾᔪᑎᒃᓴᒥᓄᑦ, ᐊᖑᓇᓱᒋᐊᖃᑦᑕᐃᓐᓇᕋᒥᒃ ᓇᑦᑎᕐᓂᒃ, ᕿᓇᓗᒐᕐᓂᒃ, ᐊᐃᕙᕐᓂᓪᓗ (Bird, 1953; Collins, 1956). ᐃᓱᒪᒋᔭᐅᕙᓚᐅᖏᑎᓪᓗᒋᓪᓚ ᓱᓕ ᖃᐅᔨᓴᖅᑎᓄᑦ ᑲᖑᐃᑦ, ᑕᓇᐅᕐᒥᐅᑕᓂᒃ ᐳᐃᔨᓂᒃ ᐊᖑᓇᓱᒃᐸᒃᑲᒥᒃᑦ ᑕᐃᒪᖓᑦ ᑎᑭᑉᐸᒃᑐᑐᖃᐅᖏᓐᓇᖅᐳᑦ ᑕᐅᕗᖓ ᑎᖕᒥᐊᖃᕕᐅᑉ ᓄᓇᖓᓄᑦ. ᓂᐅᕕᖅᑎᒃᑯᑦ Hᐊᑦᓴᓐᐲᒃᑯᑦ ᐱᔪᒪᓂᖏᓐᓄᑦ ᑎᓇᒐᓂᐊᕐᓂᖅ, ᐱᔾᔪᑕᐅᓗᐊᓚᐅᖅᑐᑦ ᒥᑭᒋᐊᖃᕐᕕᐅᕙᓚᐅᕐᓂᖏᓐᓄᑦ ᐊᒻᒪᓗ ᐊᐅᓪᓛᖃᑦᑕᓕᕐᓂᖏᓐᓄᑦ ᓄᓇᖅᐱᐅᓂᕐᒧᑦ. ᑎᓇᒐᓂᐊᖅᓯᐅᖅᑕᕐᓂᖏᑦ, ᓇᓐᓂᐊᖃᑦᑕᕐᓂᖏᓪᓗ ᐱᒻᒪᓇᐊᓗᖕᒥᒃ ᑮᓇᐅᔭᓕᐅᕈᑕᐅᕙᓚᐅᖅᑐᑦ ᐅᑭᐅᒃᑯᑦ. ᐃᖃᓪᓕᐊᖅᐸᕐᓂᖅ, ᓇᑦᑎᖅᓯᐅᖅᑕᕐᓂᕐᓗ ᓂᕿᖃᑦᑎᐊᕈᑕᐅᕙᓚᐅᖅᑐᑦ ᓄᑖᓂᒃ, ᑐᒃᑐᓂᓪᓗ, ᑎᖕᒥᐊᖅᓯᐅᕋᔪᐃᓐᓂᖅᓴᐅᑐᐃᓐᓇᖅᓱᑎᒃ. ᐱᐅᓯᑐᖃᕐᒥᒍᑦ ᑕᐃᔅᓯᒪᓂᒃᑲᓐᓂᖅ ᒥᑭᒋᐊᖃᕐᕕᐅᒐᒃᐸᓚᐅᖅᑐᑦ ᒫᓇᐅᓕᖅᑐᖅᓗᓐᓃᑦ ᓱᓕ ᓴᓪᓕᕐᒥᐅᑕᓄᑦ ᑕᐅᕙᓂ ᒥᑭᒋᐊᒃᓴᓂᒃᓯᒪᕝᕕᐅᕙᒃᐳᑦ ᓂᒋᖅᐸᓯᐊᒍᑦ ᓴᓪᓕᐅᑉ ᕿᑭᖅᑖᓗᐊᑕ, ᑕᐅᕙᓂᓗ ᑎᖕᒥᐊᖃᕐᕕᐅᓂᕐᒥ, ᓯᓪᓴᖅᐸᓯᐊᒎᖃᑦᑕᖅᓱᑎᒃ ᐃᑲᑦᑐᐊᑉ. (ᑕᑯᔭᒃᓴᖅ 6).

ᓴᓪᓕᐅᑉ ᕿᑭᖅᑖᓗᐊᓂ ᐊᒥᓲᒐᓴᒻᒪᓇᐅᕙᑦ ᓇᓗᓇᐃᒃᑯᑕᐃᑦ ᓄᓇᖃᕐᕕᕙᓂᒐᓴᖕᓂᒃ ᐃᓂᖃᕐᕕᐅᔪᓂᒃ, ᐃᓕᖅᑯᓯᑐᖃᕐᒥᒍᓪᓗ ᐱᑕᖃᕐᓂᖏᑦ ᓴᓇᔭᐅᓯᒪᔪᑐᖃᕕᓃᑦ, ᐱᖁᑎᕕᓃᓪᓗ ᑕᐅᕙᓃᓪᒪᑕ. 1983-ᖑᑎᓪᓗᒍ ᔨ. ᓇᑦ-J. Reid ᐅᓂᑳᓕᐅᓚᐅᖅᑐᖅ ᐱᖁᑎᕕᓂᑐᖄᓗᖕᓂᒃ ᐱᑕᖃᕐᕕᐅᓂᖏᓐᓂᒃ ᒪᕐᕉᖕᓂᒃ ᐃᓄᖕᓄᑦ ᓄᓇᖃᕐᕕᕙᓂᐅᔪᓂᒃ (ᑎᑎᖃᖁᑎᓖᑦ (LaHf-1-ᒥᒃ) ᐃᓗᐊᓂ ᑎᖕᒥᐊᖃᕐᕕᐅᑉ. ᓄᓇᒥ ᑕᐅᕙᓂ ᑐᐱᕕᓂᒃᑕᓕ ᐊᖕᒪᓗᖅᑐᓂᒃ, ᐊᖏᔫᑎᐊᓗᖕᓂᓪᓗ ᐱᕋᔭᕕᓂᕐᓂᒃ, ᖃᒻᒪᕕᓂᕐᓂᓪᓗ ᑕᐅᕙᓂ ᕿᑭᖅᑕᓗᑯᓗᖕᒥ. ᓇᑦᑕᐅᖅ-Reid ᐅᓂᒃᑳᓕᐅᕐᒥᔪᖅ ᐱᖁᑎᕕᓂᖅᑲᖅᑐᒥᒃ ᑕᐅᕙᓂ ᓄᑐᖅᔪᐊᕐᒥ. ᓄᓇᖕᒥ ᓄᓇᖑᐊᓕᐅᖅᑎᖅᓴᐃᑦ ᐃᓕᑕᖅᓯᓯᒪᓕᖅᑐᑦ ᐊᒥᓱᓕᒐᓴᖕᓂᒃ ᐊᓯᖏᓐᓂᒃ

ᐃᓄᖃᕐᕕᐅᕙᓚᐅᖅᑐᕕᓂᐅᔪᓂᒃ ᐊᒻᒪᓗ ᒫᓐᓇᓵᖑᓂᖅᓴᖅ ᓄᓇᒦᕝᕕᐅᕙᓚᐅᖅᑐᓂᒃ ᖃᖅᓱᐅᖅᑑᑉ ᑎᖕᒥᐊᖃᕐᕕᖓᓂ (ᑕᑯᔭᒃᓴᖅ 6). ᐃᓄᖃᖅᐸᓚᐅᖅᑐᑦ ᓄᓇᐃᑦ ᓄᓇᖑᐊᕐᓃᖅᑕᐅᓕᖅᑐᑦ ᖃᖅᓱᐅᖅᑑᕐᒥ ᐊᒥᓱᓴᐃᑦ ᐃᓄᒃᓯᐃᑦ ᐊᒻᒪᓗ ᓂᕐᔪᑎᓂᒃ ᐳᓚᕝᕕᓕᐊᕝᕕᓃᑦ ᑎᖕᒥᐊᖃᕐᕕᐅᑉ ᓄᓇᖕᒋᓐᓂ. (ᑐᑭᓯᒋᐊᕐᕕᐅᓯᒪᔪᖅ: ᐅᐃᓕᔾᓪ ᑭᐊᒻᐸ-William Kemp, ᑐᖓᕕᒃᑯᑦ ᐃᓕᖅᑯᓯᑐᖃᖅᑎᒍ ᐱᕐᑯᑎᕕᓂᖃᕐᓂᖕᒋᓐᓂᒃ ᑐᑭᓯᓂᐊᖅᑎᖓᑦ, ᑕᑯᔭᒃᓴᖅ 6).

ᐅᐊᖕᓇᖅᐸᓯᖓᑕ ᕿᒻᓕᖃᕐᕕᖓ ᑎᖕᒥᐊᖃᕐᕕᐅᑉ ᐊᑕᔪᖅ ᓂᒋᖅᐸᓯᐊᓄᑦ ᐅᑮᕕᐅᕙᖕᓂᖓᓄᑦ ᑐᒃᑐᓄᑦ ᐊᒻᒪᓗ ᑕᒪᐅᓈᕐᕕᐅᕙᖕᓂᖓᓄᑦ ᐅᐱᖖᒑᒃᑯᓪᓗ ᐊᐅᔭᒃᑯᓪᓗ ᓇᒧᖕᖓᐅᕙᓪᓕᐊᓕᕋᖕᖓᒥᒃ. ᑐᒃᑐᓯᐅᕐᕕᐅᖅᑕᕋᒥ, ᐱᑕᖅᑲᓂᐊᖅᑐᒃᓴᐅᕗᑦ ᑕᓗᖃᕝᕖᑦ/ᑕᓕᖓᕖᑦ, ᐃᓄᒃᓯᐃᑦᑐ, ᐊᓯᖕᒋᑦᑐ ᐃᓄᐃᑦ ᐃᓕᖅᑯᓯᖕᒋᓐᓂᒃ ᐊᑐᖅᑕᐅᕙᓚᐅᖅᑐᑦ ᑖᓂ. ᑕᐃᒪᖓᑦ ᐃᓄᐃᑦ ᑐᒃᑐᓯᐅᖃᑦᑕᖅᓯᒪᒪᖓᒥᒃ ᑎᕆᒋᓐᓂᐊᖅᐸᒃᓯᑎᒡᓗ, ᐱᕈᔭᖅᑲᐅᖅᑐᒃᓴᐅᕆᕗᑦ ᑖᓂ. ᓴᑦᓕᕐᒥᐅᑦ ᓇᓗᓇᐃᔭᐃᓚᐅᖅᑐᑦ ᐊᒥᓱᓴᖕᓂᒃ ᐃᓄᖕᓄᑦ ᑕᐃᒎᓯᑐᖃᖅᓂᒃ ᓄᓇᖕᖓᓐᓂ ᑎᖕᒥᐊᖃᕐᕕᐅᑉ, ᓴᕿᐅᒪᓪᓚᕆᓕᓚᐅᖅᑐᑦ ᓇᖕᒥᓂᖅ ᐃᓄᐃᑦ ᖃᐅᔨᒪᓂᖕᒋᑦ ᓄᓇᓂᒃ ᐊᒻᒪᓗ ᐆᒪᔪᖅᑲᓲᖑᓂᖕᒋᓐᓂᒃ ᑖᓂ (ᑕᑯᔭᒃᓴᖅ 1; ᐊᕕᒃᑐᖅᓯᒪᔪᓂᒃ ᑕᑯᔭᑎᑦᑎᔾᔪᑦ).

ᐊᕕᒃᑐᖅᓯᒪᔪᓂᒃ ᑕᑯᑎᑦᑎᔾᔪᑦ 5: ᐃᓄᐃᑦ ᐃᓕᖅᑯᓯᑐᖃᖕᒋᓐᓂᒃ ᑕᐃᒎᓯᑦ ᓄᓇᓂᒃ ᐃᒪᕐᓂᓗᓐᓃᑦ ᑎᖕᒥᐊᖃᕐᕕᖕᒥ (ᐋᕿᒋᐊᖅᑕᐅᑦᑎᐊᒃᑲᓐᓂᖅᑐᑦ ᐃᓄᐃᑦ ᐱᐅᓯᑐᖃᖕᒋᓐᓂᒃ ᐸᐸᑦᑎᔾᑯᑦ ᑎᑎᖅᑯᑎᖕᒋᓐᓂᒃ)

ᖃᓪᓗᓇᑎᑐᑦ ᑎᑎᖅᑲᑎᒍᑦ	ᐃᓄᒃᑎᑐᑦ ᑎᑎᖅᑲᑎᒍᑦᑦ	ᓱᓇᐅᓂᖓ/ ᖃᓄᐃᓕᖓ- ᓂᖓᓗᓐᓃᑦ	ᐃᓕᑕᕆᔭᐅᓯᒪᓕᖅᑐᑦ ᑕᐃᔭᐅᓂᖏᑦ	ᐅᓂᒃᑳᓇᐊᒃᑲᓐᓂᕈᑎᑦ
Itijuarjualaaq	ᐃᑎᔪᐊᕐᔪᐊᓛᖅ	ᓄᓇᒥ ᐃᓗᑐᓂᓕᒃ		ᓄᓇᒥ ᐃᓗᑐᓂᓕᒃ ᓴᓂᕋᔭᓕᒃ ᐳᖅᑐᔪᐊᓗᖕᓂᒃ ᐃᒡᓗᒃᑐᑦ
Umiakugvik	ᐅᒥᐊᑯᒡᕕᒃ	ᓄᕗᒃ	ᐅᒥᐊᑯᕕᖕᒧᑦ ᓄᕗ	ᕿᒪᐃᕕᒃ ᐅᒥᐊᕐᒥᒃ ᐊᐅᓛᕐᓂᐊᓕᕐᒪᑕ ᓄᓇᑯᑦ
Utaqqivik	ᐅᑕᖅᑭᕕᒃ	ᑕᖕᒪᕐᕕᒃ		ᐅᑕᕿᕕᒃ ᐅᐱᖖᒑᒃᑯᑦ ᑎᖕᒥᐊᕐᓂᒃ ᐅᓪᓗᓕᐅᕐᓂᐊᖅᑐᓂᒃ, ᒪᓐᓂᕐᑲᓕᕐᓗᑎᒡᓗ. ᑕᖕᒪᖅᓯᒪᕝᕕᒃ
Aglirulaarvik	ᐊᒡᓕᕈᓛᕐᕕᒃ	ᖃᕐᖃᔭᖅ		ᐃᑮᓐᓇᕐᓂᕋᐃᔪᖅ ᓴᔪᓕᖅᓯᓂ ᐊᒡᓕᕈᕐᒥᒧᑦ
Naaliktuq	ᓈᓕᒃᑐᖅ	ᑯᒃ		ᐃᓚᖓ ᑰᒃ ᐊᖕᒪᓗᖓᔪᖅ ᐊᕙᓗᐊᒧᑦ ᐅᑭᐅᒃᑯᑦ
Nulujjuaq	ᓄᓗᔾᔪᐊᖅ	ᓄᕗᒃ	M’Clure Point	ᐅᒃᐸᑎᒃ/ᓄᓘᒃ

ᖃᓪᓗᓇᑎᑐᑦ ᑎᑎᖅᑲᑎᒍᑦ	ᐃᓄᒃᑎᑐᑦ ᑎᑎᖅᑲᑎᒍᑦᑦ	ᓱᓇᐅᓂᖕᒐ/ ᖃᓄᐃᓕᖕᒐ- ᓂᖕᒐᓗᓐᓃᑦ	ᐃᓕᑕᕆᔭᐅᓯᒪᓕᖅᑐᑦ ᑕᐃᔭᐅᓂᖏᑦ	ᐅᓂᒃᑳᕆᐊᒃᑲᓐᓂᕈᑎᑦ
Qikiqtakuluk	ᕿᑭᖅᑕᑯᓗᒃ	ᕿᑭᖅᑕᖅ		ᐅᑦᓗᖃᕐᕖᑦ ᒥᑎᕐᓄᑦ
Itijujjuaq	ᐃᑎᔪᔾᔪᐊᖅ	ᖃᖃᔮᖕᒍᓂᖅ	ᐅᔪᕋᐃᑦ ᖃᖃᔮᑉ ᑎᓇᕐᑯᐊ	ᐊᖕᒋᔪᐊᓗᒃ ᑎᓇᕐᑯᖅ. ᐳᖅᑐᓂᖅᐹᖕᒍᑦᑐᓂᓗ ᑭᖕᒐᖅ, ᖃᖃᔭᑉ ᐅᔪᕋᐅᓂᐊᓘᑉ ᐃᓱᐊᓂ
Nasipaariarvik	ᓇᓯᐹᕆᐊᕐᕕᒃ	ᖃᖅ		ᖃᐅᓈᓴᕐᕕᒃ. ᐳᖅᑐᓂᑑᒐᒥ ᐊᓯᖕᒋᓐᓂᒃ ᑕᒫᓃ ᐊᑦᑎᒃᑑᑕᐅᔪᓂ ᓄᓇᒥ
Qakutajak	ᖃᑯᖅᑕᔭᒃ	ᖃᖅ	ᖃᑯᖅᑕᔭᖅ ᖃᖃᔮᖅ	ᖃᐅᑦᓗᑐᓂᒃ ᐅᔪᕋᒃ ᐅᒃᑯᓯᒃᓴᔭᐅᓂᖕᒋᓐᓂᓪᓗ ᖃᑯᕐᓂᖅᓴᓂᒃ ᐅᔪᕋᖕᒋᑦ
Qaqsauqtuuq	ᖃᖅᓴᐅᖅᑑᖅ	ᓄᓕᐊᕐᕕᒃ		ᐱᑕᖃᕐᓂᕋᐃᓂᖅ ᒪᖀᖕᓂᒃ ᖃᖅᓴᐅᕐᓂᒃ ᑎᖕᒥᐊᖃᕐᕕᐅᓂᕐᒥ ᐃᓚᒋᔭᒥ, ᐊᒻᒪᓗ ᑕᓯᐅᔭᕐᔪᐊᖕᒐᓂ, ᐊᒥᓱᐊᓗᐃᑦ ᐊᔾᔨᖕᒋᖕᒋᑦᑐᑦ ᑎᖕᒥᐊᑦ ᐅᑎᖅᐸᒃᑐᑦ ᑕᒪᐅᖕᒐ ᐅᐱᖕᒑᒃᑯᑦ: ᑲᖕᒍᐃᑦ, ᓂᕐᓕᕐᓇᐃᑦ, ᒥᑏᑦᑐ. ᐃᓄᐃᑦ ᐱᑭᐅᑕᓇᐊᖅᐸᓚᐅᖅᑐᑦ ᑕᒪᐅᖕᒐ.
Tajjaqturliq	ᑕᔾᔭᖅᑐᕐᓕᒃ	ᐅᔪᕋᑦᓛᖕᒍᓂᕐᔪᐊᕋᓗᐃᑦ		ᑐᒃᑐᓯᐅᕐᕕᐅᕙᓚᐅᖅᑐᖅ
Tasialuk	ᑕᓯᐊᓗᒃ	ᑕᓯᖅ	Tasialuk Lake	ᑕᓯᕐᒥᐅᓂᒃ ᐃᖃᓗᓕᒃᑖᓂ

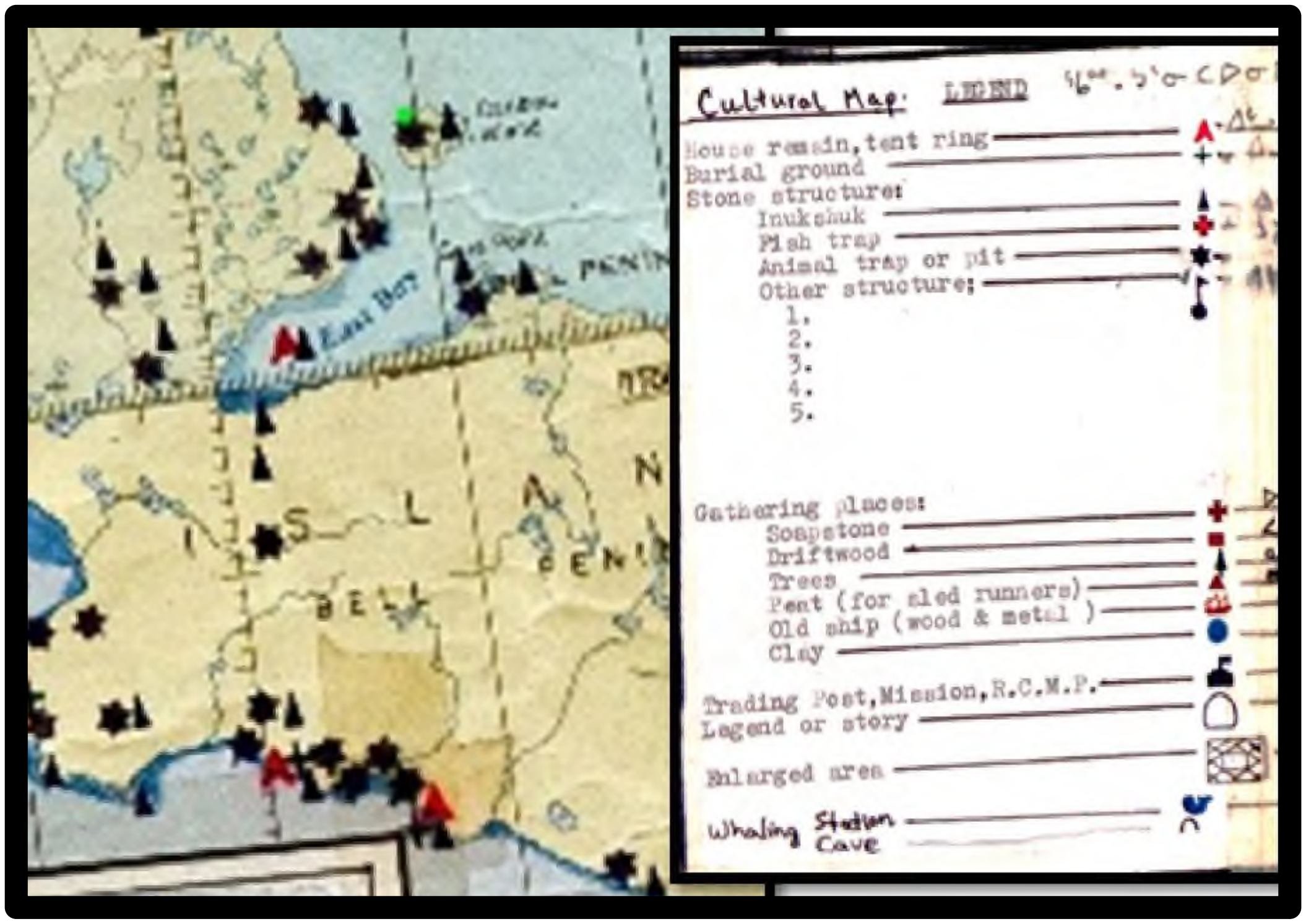
Cultural Map: LEGEND
House remain, tent ring
Burial ground
Stone structure:
Inukshuk
Fish trap
Animal trap or pit
Other structure:
1.
2.
3.
4.
5.
Gathering places:
Soapstone
Driftwood
Trees
Peat (for sled runners)
Old ship (wood & metal)
Clay
Trading Post, Mission, R.C.M.P.
Legend or story
Enlarged area
Whaling Station
Cave
East Bay
PENIN
S L A N
BELL
PENI

ᑐᑭᓯᓂᐊᕐᕕᐅᓯᒪᔪᑦ: ᑐᓐᖓᕕᒃᑯᑦ. 2014

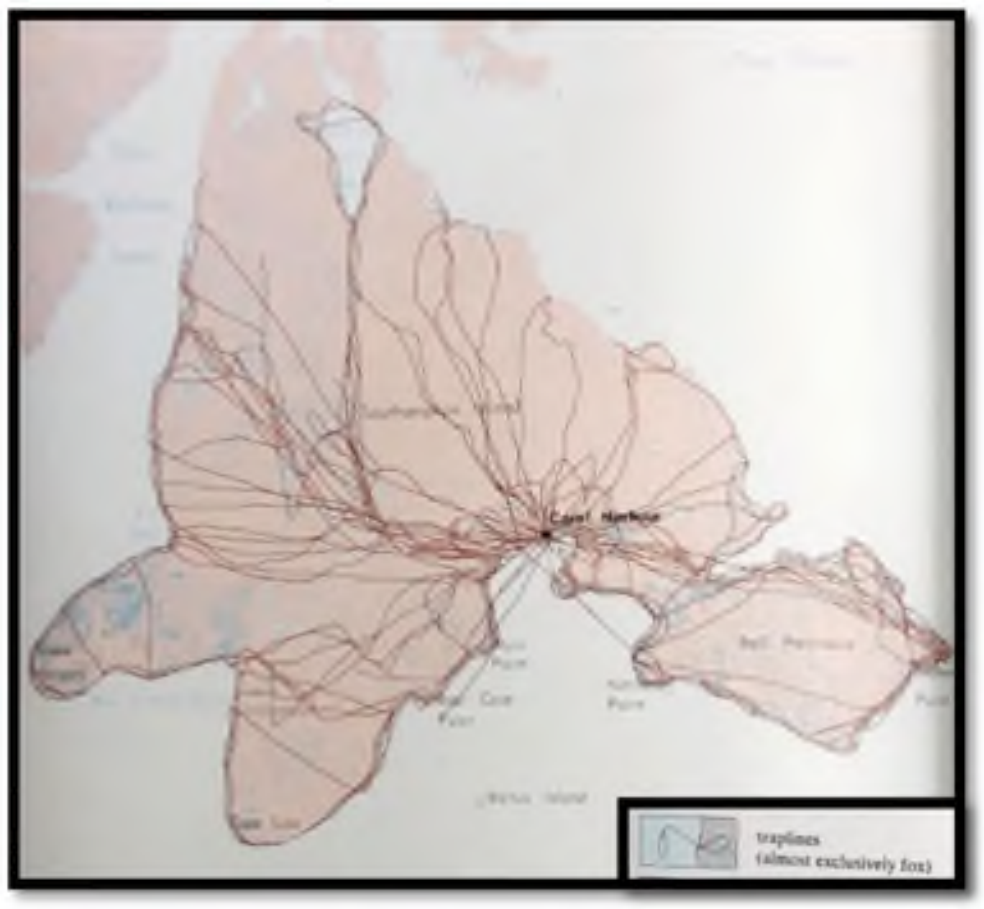
traplines
(almost exclusively fox)

ᑐᑭᓯᓂᐊᕐᕕᐅᓯᒪᔪᑦ: ᓄᓇᐃᑦ ᐃᓄᖕᓄᑦ ᐊᑐᖅᑕᐅᕙᓪᓚᐅᕐᓂᖕᒋᓂᒃ ᐱᓕᕆᐊᖑᓚᐅᖅᑐᑦ. ᐃᓄᓕᕆᔨᑐᖅᑲᒃᑯᓐᓄᑦ 1976

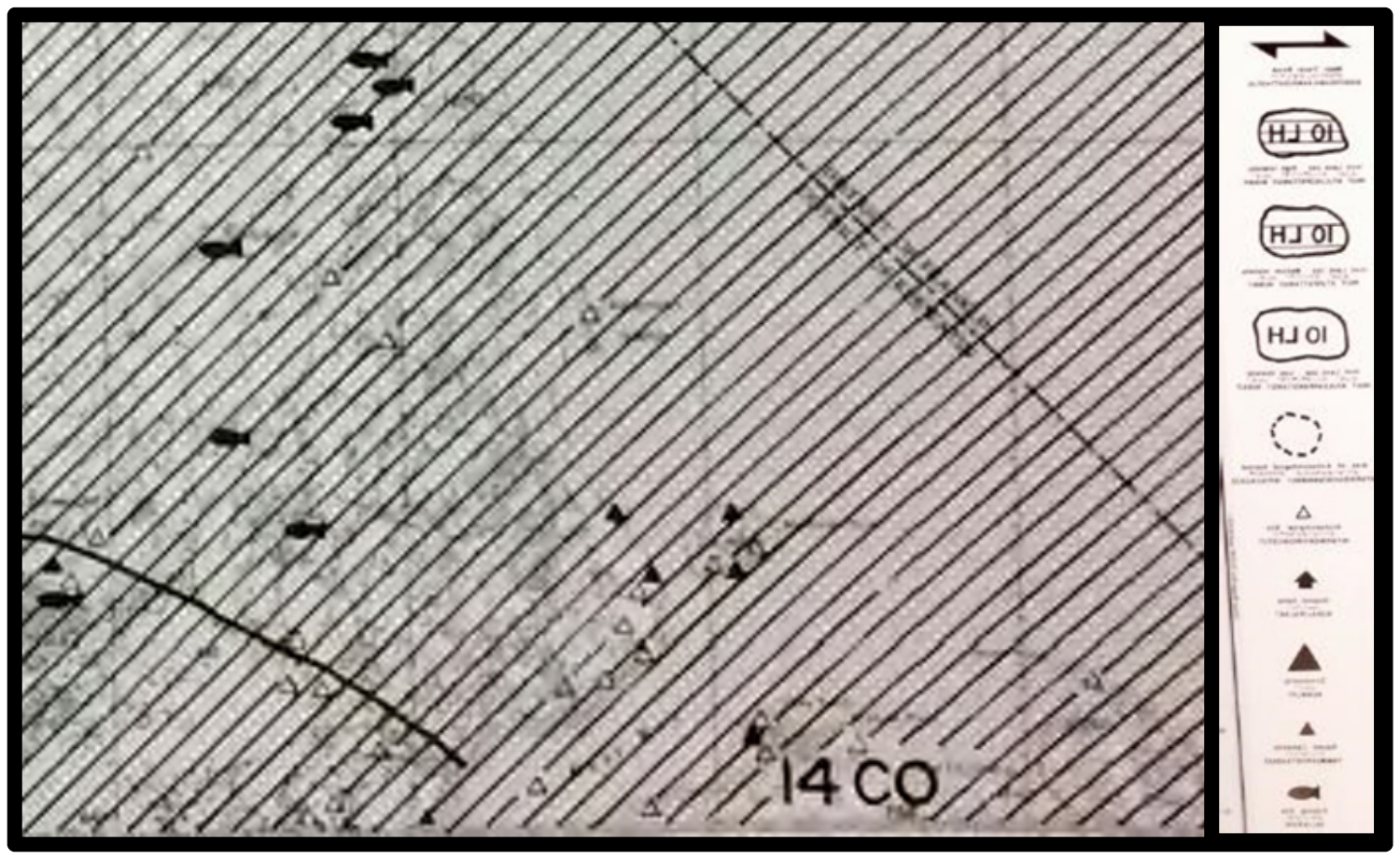

ᑐᑭᓯᓂᐊᕐᕕᐅᓯᒪᔪᑦ: ᓄᓇᕗᒻᒥ ᓄᓇᖑᐊᓕᐅᖅᑎ. ᓂᐅ-Riewe 1992

ᑕᑯᔭᒃᓴᖅ 6: ᑕᐃᒪᙵᓂᒃ ᐃᓄᐃᑦ ᐊᑐᖅᑲᑦᑕᖅᓂᖏᑦ ᓄᓇᒥᒃ ᓴᓪᓕᐅᑉ ᕿᑭᖅᑖᓗᐊᓂᒃ.

3.3 ᒫᓐᓇᐅᓕᖅᑐᖅ ᐃᓄᐃᑦ ᐊᑐᖅᑲᑦᑕᕐᓂᖏᑦ ᓄᓇᒥᒃ

ᐅᑦᓗᒥᐅᓕᖅᑐᖅ, ᓴᑦᓕᕐᒥᐅᑦ ᓱᓕ ᓂᕐᑭᒃᓴᓂᒃᓯᒪᕗᑦ ᐊᒥᕐᓂᒡᓗ, ᕿᓯᖕᓂᒡᓗ ᐆᒪᔪᓂᒃ, ᐃᓄᔾᔪᑎᒃᓴᖏᓐᓄᑦ ᐊᑐᖅᑐᓂᒃ. ᐃᓅᔾᔪᑎᒃᓴᓂᒃ ᐊᖑᓇᓱᕐᑲᑕᕐᓂᖅ ᐆᒪᔪᕐᑲᕐᕕᐅᓂᖏᓐᓂᒃ ᒪᓕᒃᐸᒃᑐᑦ ᐱᓇᓱᐊᖅᐸᖕᓂᖏᓐᓂ ᓴᑦᓕᐅᑉ ᕿᑭᖅᑖᓗᐊᓂ. ᑕᒪᓐᓇ ᐱᕐᑲᓯᐅᔾᔨᒍᖅ ᐱᓕᕆᐊᕆᕙᒃᑕᖏᓐᓂᒃ ᒪᓐᓂᑦᑕᕐᑲᑕᕐᓂᕐᒥᒃ, ᑲᖑᖅᓯᐅᕐᑲᑕᕐᓂᕐᒥᒃ, ᐊᖑᓇᓯᒋᐊᕐᑲᑕᕐᓂᕐᒥᒡᓗ ᓄᓇᒥᐅᑕᓂᒃ ᐊᒻᒪᓗ ᑕᕆᐅᕐᒥᐅᑕᓂᒃ ᐅᒪᔪᓂᒃ, ᓲᕐᓗ ᓇᓄᕐᓂᒃ, ᑐᒃᑐᓂᒃ, ᓇᑦᑎᕐᓂᒃ, ᕿᓇᓗᒐᕐᓂᒃ ᐊᒻᒪᓗ ᐊᐃᕙᕐᓂᒃ (ᑕᑯᔭᒃᓴᖅ 7). ᓴᑦᓕᕐᒥᐅᑦᑕ ᐊᐅᓛᕋᔪᐃᓂᖅᓴᐅᕗᑦ ᑕᐅᕗᖓ ᐅᖓᓯᒃᑐᒧᑦ ᖃᖅᓴᐅᖅᑑᕐᒥ ᑎᖕᒥᐊᕐᑲᕐᕕᖓᓄᑦ, ᑲᖑᖅᓯᐅᕐᓂᕐᒧᑦ ᒪᓐᓂᑕᕆᐊᕐᓂᕐᒧᑦᓗᓐᓃᑦ ᐱᔾᔪᑕᐅᓂᕐᒧᑦ ᑕᒪᒃᑯᐊ ᖃᓂᓐᓂᖅᓴᓅᖅᑲᑦᑕᓕᕐᓂᖏᑦ ᓄᓇᖏᓐᓄᑦ (ᑕᑯᔭᒃᓴᐃᑦ 4 ᐊᒻᒪᓗ 5).

ᑭᓯᐊᓂᓕᑦᑕᐅᖅ, ᓴᑦᓕᕐᒥᐅᑦ ᓱᓕ ᐊᑐᖅᑲᑦᑕᖅᐳᑦ ᑎᖕᒥᐊᕐᑲᕐᕕᖕᒥᒃ ᓄᓇᒦᑦᑕᖅᑐᕐᕕᐅᓂᕐᒧᑦ, ᐃᓛᓂᒃᑯᑦᓗ ᐊᖑᓇᒋᐊᓂᕐᒧᑦ. ᑕᖕᒫᕐᕕᐅᕋᔪᖕᓂᖅᓴᐅᕗᖅ ᐅᖓᓯᖕᓂᖅᓴᖅ ᑲᓇᖕᓇᖓ ᑎᖕᒥᐊᕐᑲᕐᕕᐅᑉ, ᓯᔾᔭᒃᑯᑦ, ᓯᓚᑖᓃ ᐅᑦᓗᕐᑲᕐᕕᐅᓂᖏᓐᓂᒃ ᓂᕐᑭᒃᓴᖅᓯᐅᕐᕕᐅᕙᖕᓂᖏᓂᑦᓗ. ᓴᑦᓕᕐᒥᐅᑦ ᑎᓇᒐᓂᐊᖅᓯᐅᖅᐸᒃᑐᑦ, ᑐᒃᑐᓂᒡᓗ, ᑎᖕᒥᐊᕐᓂᒡᓗ ᑕᐅᕙᓂ. ᖃᖅᓴᐅᖅᑑᑉ ᑎᖕᒥᐊᕐᑲᕐᕕᖓ ᖃᑯᑎᒃᑯᐊᓗᒃ ᓇᓐᓂᐊᕐᕕᐅᕙᒃᑐᖅ (ᐃᓅᔾᔪᑎᒃᓴᓄᑦᓗ ᐊᐅᓛᕋᔪᐃᖅᑲᑦᑕᖅᑐᓄᑦᓗ) ᐊᓯᖏᓐᓂᒡᓗ ᑕᕆᐅᕐᒥᐅᑕᓂᒃ ᐆᒪᔪᖅᓯᐅᕐᓂᕐᒧᑦ.

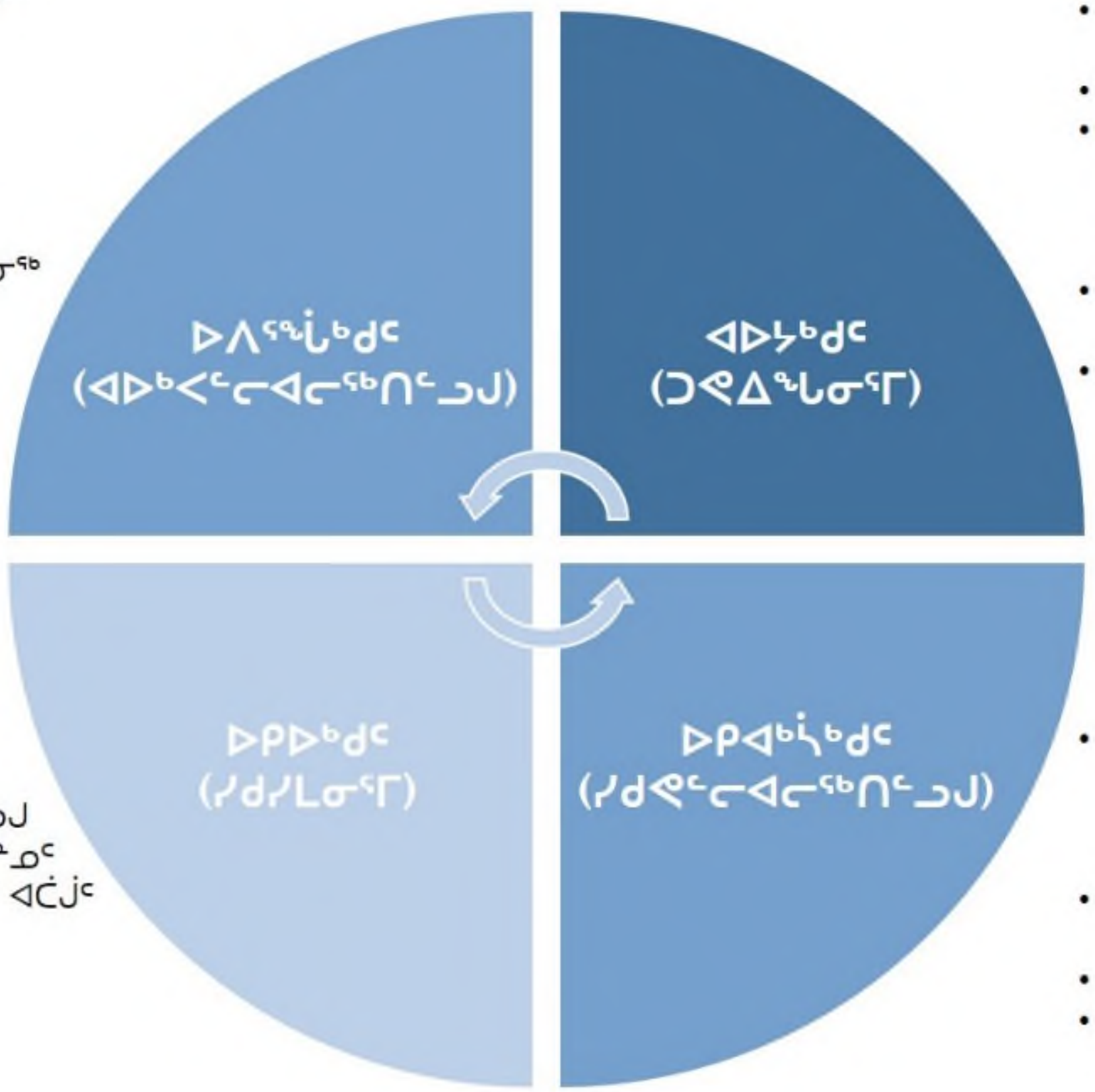
ᐅᐱᕐᖔᒃᑯᑦ
(ᐊᐅᒃᐸᓪᓕᐊᓕᖅᑎᓪᓗᒍ)
ᐊᐅᔭᒃᑯᑦ
(ᑐᕙᐃᖓᓂᕐᒥ)
ᐅᑭᐅᒃᑯᑦ
(ᓯᑯᓯᒪᓂᕐᒥ)
ᐅᑭᐊᒃᓵᒃᑯᑦ
(ᓯᑯᕙᓪᓕᐊᓕᖅᑎᓪᓗᒍ)

- ᑲᖑᖅᓱᐅᕐᓂᖅ ᐱᑭᐅᑕᕆᐊᕐᓂᖅ (ᐅᐱᕐᖓᒃᓵᖅ)
- ᓇᑦᑎᖅᓱᐅᕐᓂᖅ ᐊᐃᕝᕙᖕᓂᐊᕐᓂᕐᒧ
- ᓇᓐᓂᐊᕐᑲᑦᑕᕐᓂᖅ
- ᐃᕐᑲᓪᓕᐊᖅᓯᒪᓂᖅ ᑕᓯᕐᓂᒃ ᐊᒻᒪᓗ ᑰᖕᓂᒃ
- ᑎᕆᒐᓂᐊᕐᓂᒃ ᒥᑭᒋᐊᕐᓂᐊᕐᓂᖅ

- ᓄᓇᒧᑦ ᐊᐅᓪᓛᖅᓯᒪᓂᖅ
- ᐃᕐᑲᓪᓕᐊᖅᓯᒪᓂᖅ (ᐊᑐᕐᓗᑎᒃ ᓄᓗᐊᕐᓂᒃ)
- ᐊᐅᔭᒃᑯᑦ ᐃᕐᑲᓪᓕᐊᕐᕖᑦ ᐹᖓᓐᓂ ᑰᑉ
- ᓇᑦᑎᖅᓱᐅᕐᓂᕐᒥᒃ, ᑐᒃᑐᓯᐅᕐᓂᕐᒥᒃ, ᑲᖑᖅᓱᐅᕐᓂᕐᒥᓪᓗ ᐱᐅᓯᕐᑲᖅᐸᓚᐅᖅᑐᑦ ᕐᑲᔭᕆᐊᒃᑯᑦ ᓯᒡᔭᖅᐸᓯᐅᓂᕐᒧᑦ ᕐᑲᓂᓐᓂᖏᓐᓂ
- ᑕᕆᐅᕐᒥᐅᑕᓂᒃ ᐆᒪᔪᖅᓯᐅᓂᖅ ᐅᒥᐊᒃᑯᑦ
- ᐸᐅᕐᖓᖅᑕᕐᓂᖅ

- ᑎᕆᒐᓂᐊᓂᒃ ᒥᑭᒋᐊᕐᓂᐊᕐᑲᑕᕐᓂᖅ
- ᑐᒃᑐᓯᐅᖅᐸᓚᐅᖅᑐᑦ ᑎᑭᓪᓗᒍ ᑭᓯᐊᓂ ᑕᒪᐅᖓ 1950-ᖏᓐᓄᑦ
- ᐃᕐᑲᓪᓕᐊᖅᐸᓚᐅᖅᑐᑦ ᓯᑰᑉ ᐊᑖᒎᑦ ᐃᕐᑲᓗᒃᐱᖕᓂᒃ
- ᐊᖑᓇᓱᕐᑲᑕᕐᓂᖅ ᓱᓈᓂ (ᓇᑦᑏᑦᑐ, ᐊᐃᕖᑦᑐ)

- ᓂᕐᑭᒃᓴᓂᒃᓯᒪᕙᒌᕐᓂᖅ ᐊᐃᕝᕙᖕᓂᐊᕐᓂᕐᒥᒃ, ᑐᒃᑐᓯᐅᕐᓂᕐᒥᒃ, ᓇᓐᓂᐊᕐᑲᑦᑕᕐᓂᕐᒥᒃ, ᕐᑭᓇᓗᒐᖅᓯᐅᕐᑲᑦᑕᕐᓂᕐᒥᓪᓗ
- ᐃᕐᑲᓪᓕᐊᕐᑲᑦᑕᓕᕐᓂᖅ ᓄᓗᐊᕐᓄᑦ ᐊᑖᒎᑦ ᓄᑖᑉ ᓯᑰᔩᑉ
- ᓂᕐᑮᑦ ᐱᕈᔭᑕᐅᓂᖏᑦ
- ᑎᕆᒐᓂᐊᓂᒃ ᒥᑭᒋᐊᕐᓂᐊᕐᑲᑕᕐᓂᖅ

ᑕᑯᔭᒃᓴᖅ 7: ᑕᐃᒪᖓᓂᒃ ᒫᓐᓇᐅᓕᖅᑐᕐᓗ ᐃᓅᔾᔪᑎᒃᓴᓂᒃ ᐊᖑᓇᓱᒃᐸᖕᓂᖏᑦ ᓴᓪᓕᕐᒥᐅᑦ ᕐᑭᑭᖅᑖᓗᐊᓂ.

4 ᑐᕌᒐᕆᔭᐅᔪᑦ ᐊᒻᒪᓗ ᐱᔭᕇᖅᑕᐅᔪᒪᔪᑦ

4.1 ᑕᐅᑐᒐᕆᔭᐅᔪᑦ

ᑕᐅᑐᒐᖃᖅᐳᑦ ᑎᖕᒥᐊᖅᑲᕐᕕᖕᒥ ᐃᒪᐃᓐᓇᓕᖓᔪᓂᒃ:

> *ᖃᖅᓴᐅᖅᑑᕐᒥ ᑎᖕᒥᐊᖅᑲᕐᕕᒃ ᐊᐅᓚᑕᐅᕗᖅ ᐊᑯᓂ ᓯᕗᓂᒃᓴᒧᑦ ᐱᑕᖃᐃᓐᓇᕐᓂᐊᕐᒪᑕ ᐊᒻᒪᓗ ᓴᐳᓐᓂᐊᖅᑕᐅᓯᒪᓂᐊᕐᒪᑕ ᓄᓇᖏᑦ, ᐃᒪᐃᓪᓗ, ᐆᒪᔪᓕᒫᓄᑦ, ᐃᓄᖕᓄᓪᓗ ᐱᔪᓐᓇᐅᑎᖃᓂᖏᓐᓄᑦ ᐊᒻᒪᓗ ᕿᒪᐃᕝᕙᐅᓯᒪᓂᖏᓐᓄᑦ, ᐊᑐᖅᑕᕐᓗᑎᒃ ᐃᓄᐃᑦ ᖃᐅᔨᒪᔭᑐᖃᖏᓐᓂᒃ ᑕᒪᐃᓐᓂ ᐃᓱᒪᒃᓴᖅᓯᐅᕈᑎᒋᔭᕆᐊᖃᕐᓂᖏᓐᓂᒃ.*

ᑕᒪᒃᑯᐊ ᐊᑯᓂ ᓯᕗᓂᒃᓴᒧᑦ ᑕᐅᑐᒐᕆᔭᐅᔪᑦ ᐊᐅᓚᑦᑎᓂᕐᒧᑦ ᖃᖅᓴᐅᖅᑑᕐᒥᒃ ᑎᖕᒥᐊᖅᑲᕐᕕᖕᒥᒃ ᐱᖓᓱᐃᓕᖅᑲᖓᔪᓂᒃ ᐃᓱᒪᒃᓴᖅᓯᐅᕈᑎᖃᖅᓯᒪᔪᑦ ᐊᑐᕐᓂᐊᖅᑕᖏᓐᓂᒃ ᐱᒻᒪᕆᐅᓂᖅᑲᖅᑎᑕᐅᔪᓂᒃ:

- ᓴᐳᓐᓂᐊᖅᑕᐅᓗᑎᒃ, ᐆᒪᔪᐃᑦ ᐆᒪᔪᖃᕐᕕᐅᔪᓐᓇᕐᓂᖏᓪᓗ ᓄᓇᐃᑦ, ᓴᐳᓐᓂᐊᖅᑕᐅᓗᑎᒡᓗ ᑎᖕᒥᐊᑦ ᐊᒻᒪᓗ ᐆᒪᔪᐃᑦ ᐊᒥᓲᖏᑐᐊᓕᖅᑐᑦ;
- ᓴᐳᓐᓂᐊᖅᑕᐅᓗᑎᒃ ᐃᓄᖃᕐᕕᐅᕙᓚᐅᖅᑐᑐᖃᐃᑦ ᓄᓇᖏᑦ ᐊᒻᒪᓗ ᐃᓕᖅᑯᓯᑐᖃᒥᒍᑦ ᐊᑐᖅᑕᐅᕙᒃᑐᑐᖃᐃᑦ (ᐊᑐᕐᓗᑎᒃ ᑎᑎᕋᖅᓯᒪᓂᖓᓂ 2-ᒥ – ᐃᓄᐃᑦ ᐃᑲᔫᓯᐊᒃᓴᖏᓐᓄ ᐊᖏᕈᑏᑦ);
- ᐃᓄᐃᑦ ᐱᔪᓐᓇᐅᑎᖏᓐᓂᒃ ᐊᑐᕈᓐᓇᕐᓗᑎᒃ ᐊᒻᒪᓗ ᐊᖑᓇᓱᖃᑦᑕᕈᓐᓇᕐᓗᑎᒃ, ᐊᒻᒪᓗ ᐅᔾᔨᖅᑐᕐᓗᑎᒃ ᐃᓄᐃᑦ ᐃᑲᔪᖅᑕᐅᕚᓕᖃᑕᕆᐊᖃᕐᓂᖏᓐᓂᒃ (ᐊᑐᕐᓗᑎᒃ ᑎᑎᕋᖅᓯᒪᓂᖓᓂ 2-ᒥ – ᐃᓄᐃᑦ ᐃᑲᔫᓯᐊᓴᖏᓐᓄᑦ ᐊᖏᕈᑏᑦ);
- ᐃᓕᑕᕆᔭᐅᓗᑎᒃ ᐃᓄᐃᑦ ᖃᐅᔨᒪᔭᑐᖃᖏᑦ ᐱᒻᒪᕆᐅᓂᖃᕐᓂᖏᓐᓄᑦ ᐱᑕᖃᐃᓐᓇᕐᑯᔨᓂᕐᒧᑦ, ᐊᐅᓚᑦᑎᓂᕐᒧᑦ, ᖃᐅᔨᓴᖅᑕᐅᔪᓐᓇᖅᑐᓂᒡᓗ ᐃᓱᒪᓕᐅᕈᑕᐅᖕᓂᐊᖅᑐᓄᑦ;
- ᖃᐅᔨᒪᔭᐅᓂᖅᓴᐅᓕᕐᓗᑎᒃ ᐱᒻᒪᕆᐅᓂᖏᑦ ᑎᖕᒥᐊᖅᑲᕐᕕᐅᑉ.

4.2 ᑐᕌᒐᕆᔭᐅᔪᑦ ᐊᒻᒪᓗ ᐱᔭᕇᖅᑕᐅᔪᒪᔪᑦ

ᐊᐅᓚᑦᑎᓂᕐᒧᑦ ᑐᕌᒐᕆᔭᐅᔪᑦ ᖃᖅᓴᐅᖅᑑᕐᒥ ᑎᖕᒥᐊᖅᑲᕐᕕᖓᓂᒃ ᐱᑕᖃᕆᐊᖃᒻᒪᕆᒃᐳᖅ ᐊᖑᒪᔪᓐᓇᕐᓂᐊᕈᑎᒃ ᐊᒻᒪᓗ ᐋᕐᑭᐅᒪᑎᑦᑎᔪᓐᓇᕐᓂᐊᕈᑎᒃ ᑕᐅᑐᒐᕆᔭᐅᓂᖏᓐᓂᒃ (ᐊᕝᕙᒃᑐᖅᓯᒪᔪᓂ ᑕᑯᑎᑦᑎᔾᔪᑦ 6). ᐃᕐᓂᐅᕝᕙᒃᑯᑦ ᐊᐅᓚᑦᑎᔨᐅᖃᑕᐅᓂᕐᒧᑦ ᑲᑎᒪᔨᕋᓛᖏᑦ ᓴᓇᓯᒪᓕᖅᑐᑦ ᐊᐅᓚᑦᑎᓂᕐᒧᑦ ᑐᕌᒐᕆᔭᐅᔪᓂᒃ ᑕᐃᑲᓂ ᐊᕝᕙᒃᑐᖅᓯᒪᔪᓂ ᑕᑯᑎᑦᑎᔾᔪᑎᒃᓴᓂᒃ 6-ᒥ ᑕᒪᒃᑯᓂᖓ ᐱᓕᕆᐊᖅᑭᑕᐅᓂᐊᖅᑐᓂᒃ (i) ᐊᖑᒪᔪᓐᓇᕐᓂᖅ ᐊᐅᓚᑦᑎᓂᕐᒧᑦ ᑐᕌᒐᓕᐊᕆᔭᖏᓐᓂᒃ, ᐊᒻᒪᓗ (ii) ᖃᓄᐃᓕᐅᕈᑕᐅᔪᓐᓇᕐᓂᕐᒧᑦ ᐊᐅᓚᑦᑎᓂᕐᒥᒃ ᐊᒃᓯᕈᑕᐅᖅᑕᑦᓂᐊᖅᑐᑦᓂᒃ ᐊᒻᒪᓗ

ᐅᓗᕆᐊᓇᕈᑕᐅᔪᓐᓇᖅᑐᓂᒃ ᖃᖅᓴᐅᖅᑐᒥᒃ ᑎᖕᒥᐊᖃᕐᕕᖕᓄᑦ (ᐃᓗᓕᖏᑦ ᐊᕕᒃᑐᖅᓯᒪᓂᖏᓐᓂ 5.0 – ᐊᐅᓚᑦᑎᔨᐅᓂᖏᓐᓂ ᐃᓱᒪᒃᓴᖅᓯᐅᕈᑎᒃᓴᖏᑦ).

ᑐᕌᒐᓕᐊᕆᔭᐅᔪᑦ ᐋᕿᐅᒪᕗᑦ ᒪᓕᒃᑐᓂᒃ ᐱᒻᒪᕆᐅᓂᖏᓐᓂ ᐊᐅᓚᑦᑎᔩᑦ ᑲᑎᒪᔨᕋᓛᖏᓐᓄᑦ.

ᐊᕕᒃᑐᖅᓯᒪᔪᓂᒃ ᑕᑯᑎᑦᑎᔾᔪᑦ 6: ᐊᐅᓚᑦᑎᓂᕐᒧᑦ ᑐᕌᒐᕆᔭᐅᔪᑦ ᐊᒻᒪᓗ ᐱᔭᕇᖅᑕᐅᔪᒪᔪᑦ

ᑐᕌᒐᕆᔭᐅᔪᑦ	ᐱᔭᕇᖅᑕᐅᔪᒪᔪᑦ
ᑐᕌᒐᕆᔭᖅ 1: ᓴᐳᓐᓂᐊᖅᑕᐅᖁᓗᒋᑦ ᓄᓇᐃᓪᓗ ᐃᒪᐃᓪᓗ, ᑕᒪᕐᒥᒃ ᐆᒪᔪᐃᑦ ᐱᔾᔪᑕᐅᓂᖏᓐᓄᑦ, ᐊᒻᒪᓗ ᐃᓄᐃᑦ ᐱᔪᓐᓇᐅᑎᖃᕐᓂᖏᑦ ᐊᒻᒪᓗ ᓄᓇᖃᐃᓐᓇᕐᓂᖏᑦ ᐃᓄᐃᑦ	ᐱᔭᕇᖅᑕᐅᔪᒪᔪᑦ ᐱᔭᕇᖅᑕᐅᔪᒃᓴᖅ 1.1: ᐱᓕᕆᓗᑎᒃ ᐊᓯᔾᔩᔪᒪᓂᖅ ᑎᖕᒥᐊᖃᕐᕕᐅᓂᖓᓂᒃ ᑲᓇᑕᓕᒫᒥ ᐆᒪᔪᖃᕐᕕᐅᓂᕐᒧᑦ ᐅᔾᔩᑑᑕᐅᓗᑎᒃ ᐱᐅᓂᐹᖑᓂᐊᖅᑐᒥᒃ ᐊᐅᓚᑦᑎᕕᐅᔪᓐᓇᕐᓂᖏᑦ, ᐊᒻᒪᓗ ᐊᕐᕿᒍᓕᒫᖅ ᓴᐳᑎᔭᐅᖓᕈᓐᓇᕐᓂᖏᑦ ᑕᒪᕐᒥᒃ ᐅᒪᔪᓕᒫᑦ, ᐱᓗᐊᖅᑐᒥᒃ ᐆᒪᔪᖏᑦ ᐊᒥᓲᖏᓗᐊᓕᖅᑐᑦ. ᐱᔭᕇᖅᑕᐅᔪᒃᓴᖅ 1.2: ᐱᔫᒥᓴᐃᓂᕐᒧᑦ ᐃᑲᔪᖅᓱᐃᖃᑕᕐᓂᕐᒧᓪᓗ ᖃᐅᔨᓴᖅᑕᐅᔪᓐᓇᖅᑐᓂᒃ ᐅᕝᕙᓗᓐᓃᑦ ᓇᐅᑦᑎᖅᑐᖅᑕᐅᕙᓪᓕᐊᔭᕆᐊᓕᖕᓂᒃ, ᐃᓚᖃᖅᑐᑎᒡᓗ ᑎᑎᕋᖅᑕᐅᕙᓪᓗᐊᓂᖏᓐᓂᒃ ᐃᓄᐃᑦ ᖃᐅᔨᒪᔭᑐᖃᖏᓐᓂᒃ, ᖃᐅᔨᒪᔾᔪᑕᐅᓯᒪᒥᒃ ᐊᐅᓚᑦᑎᔪᓐᓇᕐᓂᖅ ᑎᖕᒥᐊᖃᕐᕕᖕᒥ ᐊᑑᑎᖃᕐᓂᕐᒧᓗᓐᓃᑦ ᖃᐅᔨᒪᔭᐅᓂᖏᑦ ᖃᐅᔨᒪᓗᑕᐅᓕᐅᕈᓐᓇᕐᓂᕐᒧᑦ. ᐱᔭᕇᖅᑕᐅᔪᒃᓴᖅ 1.3: ᐱᓕᕆᖃᑎᒋᓗᓂᒋᑦ ᐃᑲᔪᖅᑎᐅᖃᑎᒌᒡᓗᑎᒃ ᐃᓚᒋᕙᒃᑕᖏᑦ ᑎᒥᖁᑎᒋᔭᐅᔪᑦ (ᐃᓄᐃᑦ ᐱᐅᓯᑐᖃᖏᓐᓂᒃ ᐸᐸᑎᔩᑦ/ᓄᓇᕗᑦ ᑲᑭᒪᐃᑦ/ᑐᓐᖓᕕᒃᑯᑦ) ᑎᑎᕋᖅᑕᐅᕙᓪᓕᐊᓂᖏᓐᓄᑦ ᐃᓕᖅᑯᓯᑐᖃᖏᓐᓂᒃ ᖃᐅᔨᒪᔾᔪᑎᒃᓴᐃᑦ ᑎᖕᒥᐊᖃᕐᕕᖕᒥ ᐱᔾᔪᑎᖃᖅᑐᑦ. ᐱᔭᕇᖅᑕᐅᔪᒃᓴᖅ 1.4: ᖃᐅᔨᒪᔭᐅᑦᑎᐊᕐᓂᖅᓴᐅᓕᕐᓗᓂ ᑎᖕᒥᐊᖃᕐᕕᒃ ᐱᒻᒪᕆᐅᓂᖓᓗ ᐱᐅᓯᑐᖃᕐᓄᑦ ᐊᒻᒪᓗ ᐃᓕᖅᑯᓯᑐᖃᕆᔭᐅᔪᓄ ᐊᑑᑎᖃᕐᓂᖓᓄᑦ.

ᑐᕌᒐᕆᔭᐅᔪᑦ	ᐱᔭᕇᖅᑕᐅᔪᒪᔪᑦ
ᑐᕌᒐᕆᔭᖅ 2: ᐅᔾᔨᖅᑐᑦᑎᐊᕐᓂᕐᒧᑦ ᓄᓇᓖᑦ ᖃᐅᔨᒪᑎᑕᐅᔭᕆᐊᖃᕐᓂᖏᓐᓂᒃ,ᐃᓚᐅᑎᑕᐅᔭᕆᐊᖃᕐᓂᖏᓐᓂᒃ ᐊᒻᒪᓗ ᐃᑲᔫᓯᐊᖅᑖᖃᑦᑕᕆᐊᖃᕐᓂᖏᓐᓂᒃ	ᐱᔭᕇᖅᑕᐅᔪᒃᓴᖅ 2.1: ᓴᕿᑎᑦᑎᓗᑎᒃ ᑐᓴᐅᒪᖃᑦᑕᐅᑎᓂᕐᒧᑦ ᐸᕐᓇᐅᑎᓂᒃ ᓴᓪᓕᕐᒥᐅᑕᓂᒃ, ᑐᓴᐅᒪᔭᐅᔪᒃᓴᓂᒃ, ᑐᑭᓯᔭᐅᖁᔭᐅᔪᓂᒡᓗ ᐊᐃᑐᐃᔪᓐᓇᕐᓂᖅᓴᐅᓂᐊᕐᒪᑕ ᑕᒪᒃᑯᓂᖓᓗ ᐃᓄᖁᑎᖏᓐᓄᑦ, ᐅᖃᐅᓯᐅᖃᑦᑕᕈᓐᓇᕐᓗᑎᒃ ᐃᓱᒪᓘᑕᐅᔪᑦ, ᑐᓴᕐᕕᐅᖃᑕᕐᓗᑎᒡᓗ ᖃᐅᔨᓴᖅᑕᐅᔪᒪᔪᓂ ᓯᕗᓪᓕᐅᔾᔭᐅᔪᒪᔪᓂᒃ. ᐱᔭᕇᖅᑕᐅᔪᒃᓴᖅ 2.2: ᐱᔫᒥᓴᐃᕙᖕᓂᖅ ᓴᓪᓕᕐᒥᐅᑕᓂ ᐱᓕᕆᐊᒃᓴᖅᑖᖃᑕᐅᔪᓐᓇᕐᓂᖏᓐᓂᒃ ᐊᒻᒪᓗ ᐃᓱᒻᒥᖅᓴᐃᔨᐅᖃᑦᑕᕈᓐᓇᕐᓂᖏᓐᓂᒃ ᐱᔾᔪᑎᖃᖅᑐᓂᒃ ᖃᐅᔨᓴᕐᓂᕐᒥᒃ, ᓇᐅᑦᑎᖅᑐᕈᑎᓂᒃ ᐊᒻᒪᓗ ᖃᐅᔨᒪᑎᑕᐅᓂᖅᓴᐅᖃᑕᕐᓗᑎᒃ ᐱᓕᕆᕕᐅᔪᓐᓇᕐᓂᖏᓐᓂᒃ. ᐱᔭᕇᖅᑕᐅᔪᒃᓴᖅ 2.3: ᓄᓇᓕᖕᓂ ᐃᓄᐃᑦ ᖃᐅᔨᒪᓂᖅᓴᐅᖃᑕᕐᓂᐊᕐᒪᑕ ᐱᓕᕆᕕᐅᔪᓐᓇᕐᓂᖏᓐᓂᒃ ᑎᖕᒥᐊᖃᕐᕕᖕᒥ.
ᑐᕌᒐᕆᔭᖅ 3: ᐃᓄᐃᑦ ᖃᓄᑐᐃᓐᓇᖅ ᐱᓕᕆᕙᖕᓂᖏᓐᓄᑦ ᐊᒃᑐᖅᑕᐅᓗᐊᕇᒃᑯᑎᒃᓴᐃᑦ ᐱᐅᓯᑐᖃᐅᔪᓂ ᐊᒻᒪᓗ ᐃᓕᖅᑯᓯᑐᖃᕆᔭᖓᓐᓂ ᐱᒻᒪᕆᐅᓂᖏᑦ ᓄᓇᐃᑦ	ᐱᔭᕇᖅᑕᐅᔪᒃᓴᖅ 3.1: ᐅᔾᔨᖅᑐᕐᓗᑎᒃ ᑕᒪᕐᓂᒃ ᐃᓄᐃᑦ ᒪᓕᑦᑎᐊᖃᑕᕆᐊᖃᕐᓂᖏᑦ ᐱᔪᓐᓇᐅᑎᖃᕆᐊᖃᕐᓂᕐᒥᒃ ᐊᕿᐅᒪᑎᑕᐅᔪᓂᒃ ᒪᓕᒐᕐᓂᒃ. ᐱᔭᕇᖅᑕᐅᔪᒃᓴᖅ 3.2: ᐊᑐᓕᖅᑎᑦᑎᕙᓪᓕᐊᓂᖅ ᐱᐅᓂᖅᐹᓂᒃ ᐱᐅᓯᕆᔭᐅᔪᓐᓇᖅᑐᓂᒃ ᐊᒃᑐᖅᑕᐅᓗᐊᕇᒃᑯᑎᒃᓴᐅᔪᓂᒃ, ᓱᕋᖅᑎᖅᑕᐅᕇᒃᑯᑕᐅᔪᓂᒡᓗᓐᓃᑦ ᐱᐅᓯᑐᖃᕆᔭᐅᔪᓂᒃ, ᐃᓕᖅᑯᓯᑐᖃᖅᑎᒍᑦᑐ ᐱᒻᒪᕆᐅᑎᑕᐅᔪᓂᒃ. ᐱᔭᕇᖅᑕᐅᔪᒃᓴᖅ 3.3: ᐃᓚᐅᖃᑕᕐᓗᑎᒃ ᐊᕕᒃᑐᖅᓯᒪᓂᖏᓐᓂ ᐱᓕᕆᐊᖑᕙᓪᓕᐊᔪᓂᒃ, ᐱᒋᐊᖅᑎᑕᐅᓯᒪᔪᓂᒡᓗᓐᓃᑦ ᐃᑲᔪᖅᓰᑕᐅᓂᕐᒧᑦ ᑎᖕᒥᐊᖃᕐᕕᖕᒥᒃ ᓴᐳᓐᓂᐊᕐᓂᖅ ᐊᒻᒪᓗ ᐊᕙᓗᐊᓂᓗᓃ ᓄᓇᖁᑎᖏᓐᓂᒃ.

4.3 ᖃᐅᔨᒋᐊᖃᑕᕐᓂᖅ

ᑲᓇᑕᒥ ᐆᒪᔪᓕᕆᔨᒃᑯᑦ ᐊᕐᕋᒍᑕᒫᖅ ᓇᐅᑦᑎᖅᑐᕆᐊᖅᑐᖃᑦᑕᖅᐳᑦ ᒪᓕᒃᓯᑎᒃ ᐊᑐᐃᓐᓇᐅᔪᓐᓇᕐᓂᖏᓐᓂᒃ ᑮᓇᐅᔭᐃᑦ ᐊᒻᒪᓗ ᐱᓕᕆᔨᖃᕈᓐᓇᕐᓂᖏᑦ. ᐃᕐᓂᐅᕐᕙᒃᑯᑦ ᐊᐅᓚᑦᑎᔨᐅᖃᑕᐅᓂᕐᒧᑦ ᑲᑎᒪᔨᕋᓛᖏᑦ ᕿᒥᕐᕈᐊᕈᒫᖅᐳᑦ ᐊᐅᓚᑦᑎᓂᕐᒧᑦ ᐸᕐᓇᐅᑎᓂᒃ ᐊᖏᖅᑕᐅᓚᐅᕐᑐᑎᒃ, ᑕᓕᒪᐃᑦ 5 ᐊᕐᕋᒍᐃᑦ ᑭᖑᓂᐊᒍᑦ ᐊᓂᒍᖅᑐᓂᒃ ᑭᖑᓂᑲᓂᐊᒍᓪᓗ ᕿᒥᕐᕈᐊᖅᑕᐅᖃᑕᓚᖓᓂᖏᓐᓂᒃ, ᓄᑖᕈᓇᐊᖅᑕᐅᖃᑕᕐᓗᑎᓪᓗ ᖁᓖᑦ 10 ᐊᕐᕋᒍᐃᑦ ᓈᔭᕌᖓᑕ. ᖃᐅᔨᒋᐊᖅᑕᐅᖃᑕᕐᓂᐊᖅᑐᑦ ᑎᑎᕋᖅᓯᒪᓂᖏᑦ ᕿᒥᕐᕈᐊᖅᑕᐅᓗᑎᒃ ᐊᐅᓚᑦᑎᓂᖏᓐᓂᒃ ᐱᓕᕆᐊᖑᓚᐅᖅᑐᑦ ᑎᖕᒥᐊᖃᕐᕕᖕᒥ, ᖃᐅᔨᔭᐅᓯᒪᔪᓂᓪᓗ ᓇᐅᑦᑎᖅᑐᐃᕝᕙᐅᖃᑦᑕᓚᐅᕐᓂᖏᓐᓄᑦ ᐊᒻᒪᓗ ᖃᐅᔨᓴᕐᕙᐅᖃᑦᑕᓚᐅᕐᓂᖏᓐᓄᑦ. ᑲᓇᑕᒥ ᐆᒪᔪᓕᕆᔨᒃᑯᑦ ᐊᒻᒪᓗ ᐊᐅᓚᑦᑎᔨᐅᖃᑕᐅᓂᕐᒧᑦ ᑲᑎᒪᔨᕋᓛᖏᑦ ᑕᐃᑲᖓᑦ ᓴᕿᑎᕆᓂᐊᕆᕗᑦ ᓯᕗᓪᓕᐅᑎᑦᑐᒪᓂᐊᖅᑕᖏᓐᓂᒃ ᐱᔭᒃᓴᓇᔭᖏᓐᓂᒃ ᐊᒻᒪᓗ ᓴᓂᕐᕙᐃᓗᑎᒃ ᐊᑐᒐᒃᓴᓇᓂᐊᖅᑕᖏᓐᓂᒃ ᑕᒪᒃᑯᓄᖓ ᐱᓕᕆᔾᔪᓐᓇᕐᓂᕐᒧᑦ.

5 ᐊᐅᓚᑦᑎᓂᕐᒥᒃ ᐃᓱᒪᒃᓴᖅᓱᐅᕈᑎᒃᓴᐃᑦ

ᒫᓐᓇᐅᔪᖅ, ᐱᒻᒪᕆᐅᔪᓂᒃ ᑐᐊᕕᕐᓇᖅᑐᓂᒡᓗᓐᓃᑦ ᐅᓗᕆᐊᓇᖅᑑᑎᕐᑲᕐᑎᓚᖅ ᕿᑭᖅᑕᐅᖅᑑᑉ ᑎᖕᒥᐊᕐᑲᕐᕕᖕᒐᓂ. ᓄᓇᕐᑯᑎᖕᑎᑦ ᑕᐅᕙᓂ ᐊᒃᑐᖅᑕᐅᓂᕐᓗᒃᓯᒪᖕᑎᒻᒪᑕ, ᑎᖕᒥᐊᕐᑲᕐᕕᐅᓂᖕᒐᓗ ᐃᓄᕐᑲᕋᔪᐃᑦᑑᓪᓗᓂ. ᑭᓯᐊᓂ ᓯᓚ ᒪᑯᐊ ᐊᐅᓚᑦᑎᓂᕐᒧᑦ ᐃᓱᒪᒃᓴᖅᓱᐅᕈᑎᒃᓴᐅᑎᖔᑦ, ᐊᒃᑐᖅᓯᔪᓐᓇᕐᒪᑕ ᑎᖕᒥᐊᕐᑲᕐᕕᖕᒥᒃ.

ᑲᖑᐃᑦ ᐊᒥᓲᓂᖕᑎᑦ ᓄᓇᐃᓪᓗ ᓇᔪᖅᐸᒃᑕᖕᑎᑦ

ᑲᓇᑕᒥ ᐆᒪᔪᓕᕆᔾᒃᑯᑦ ᑎᖕᒥᐊᕐᑲᕐᕕᓕᐅᓚᐅᖅᓯᒪᔪᑦ ᑕᒪᓂ 1959-ᒥ, ᐊᒥᓲᓗᐊᖅᐸᓚᐅᖕᑎᑦᑎᓪᓗᑎᓪᓕ ᑕᐃᔅᓱᒪᓂ ᑎᖕᒥᐊᕐᑲᕐᕕᐅᕙᓚᐅᖅᑐᑦ ᓄᓇᖕᑎᑦ, ᑲᓇᑕᐅᑉ ᐅᑭᐅᖅᑕᖅᑑᓂᖕᒐᓂ, ᑕᐃᔅᓱᒪᓂᓗ ᐱᑕᕐᑲᓚᐅᖅᓱᑎᒃ ᑲᖑᐃᑦ ᕿᓂᕆᔭᖕᑎᓐᓂ 24,300 (Cooch & Barry, 1957) ᑎᖕᒥᐊᕐᑲᕐᕕᒃ ᕿᑭᖅᑕᐅᖅᑑᕐᒥ ᐅᖕᒐᑕᓅᖕᒐᖕᒪᑦ ᑭᒡᓕᕐᑲᕐᕕᐅᓂᖕᒐᑕ ᑎᖕᒥᐊᕐᑲᕐᕕᐅᒃ, ᐊᑕᐅᓯᐊᓘᓕᖅᓱᓂ ᑲᔪᓯᔪᐊᓗᒃ ᐅᑦᑐᕐᑲᕐᕕᐅᕙᓕᕐᓂᖕᒐ ᕿᓂᕇᔭᓄᑦ ᑎᑭᐅᒪᓕᖅᑐᖅ (ᑕᑯᔭᒃᓴᐃᑦ 4 ᐊᒻᒪᓗ 5). ᒫᓐᓇᓵᖑᓂᖅᐹᒥ ᕿᐅᔨᕆᐊᖅᑕᐅᕙᒥᒃ ᐊᒥᓲᓂᖕᑎᑦ ᐊᕐᕋᒍᒥ 2014-ᒥ, ᓇᓚᐅᑖᖅᑕᐅᓚᐅᖅᑐᑦ ᐅᖕᒐᑕᓃᑦᑐᓂᒃ 289,700 ᑲᖑᐃᑦ ᑖᒃᑯᓇᓂ ᒪᕿᖕᓃ ᑎᖕᒥᐊᕐᑲᕐᕕᐅᓕᖅᑑᖕᓂ (ᔾ. ᓖᕝᓗᐊᕐ-J. J. Leafloor, ᑲᓇᑕᒥ ᐆᒪᔪᓕᕆᔩᑦ, ᓇᖕᒥᓂᖅ ᑐᓴᐅᑎᑦᑎᔪᕕᓂᖅ). ᓄᓇᕐᔪᐊᓕᒫᒥ ᐃᓱᒪᕆᑦᑐᕆᑦ, ᑕᒪᒃᑯᐊ ᑲᖑᐊᓗᐃᑦ ᐊᒥᓱᕈᕐᔪᐊᖅᓯᒪᕗᑦ 50-ᓂᒃ ᐊᓂᒍᖅᑐᓂ ᐊᕐᕋᒍᓂᒃ, ᒫᓐᓇᐅᓕᖅᑐᕐᓗ "ᐊᒥᔅᓲᓗᐊᓕᖅᓱᑎᒃ" ᑲᓇᑕᒥᓗ ᐊᒥᐊᑲᓕᑲᒥᐅᑦᓗ ᓄᓇᖕᑎᓃᓲᖑᔪᑦ. ᓄᓈᓗᐊᑕ ᐊᑯᓐᓂᖕᒐᓂᖕᒑᖅᑐᑦ ᑲᖑᐃᑦ, ᑕᐃᒃᑯᐊᓗ ᑲᖑᐃᑦ ᐅᓗᕐᑲᓲᑦ ᓴᑦᑎᐅᑉ ᕿᑭᖅᑖᓘᐊᓂ, ᐊᒥᓲᓂᕐᑲᖅᑎᕆᓕᖅᑐᑦ 12.6 ᒥᓕᔭᓐᓂᒃ ᐱᕈᐊᓂᒃᓯᒪᔪᓂᒃ ᑲᖑᕐᓂ (ᐊᓕᓴᐅᔅᑲᔅ, ᐱᓕᕆᕐᑲᑎᖕᑎᑦᑐ-Alisauskas, et al., 2018a), ᑕᐃᒃᑯᐊᓗ ᐊᓯᖕᑎᑦ ᓂᕐᓕᕐᓇᐃᑦ (Ross-ᕐᓯᔅ) ᐊᒥᓲᓂᕐᑲᓕᖅᑐᑦ ᑖᒪᓂ 1.6 ᒥᓕᔭᓂᒃ ᐱᕈᐊᓂᒃᓯᒪᔪᓂᒃ ᑲᖑᕐᓂᒃ, ᐊᕐᕋᒎᓚᐅᖅᑐᓂᒃ 2006-ᒥᒃ 2015-ᒧᑦ (ᐊᓕᓴᐅᔅᑲᔅ, ᐱᓕᕆᕐᑲᑎᖕᑎᑦᑐ-Alisauskas, et al., 2018b).

ᐊᒥᓲᓗᐊᓕᕐᓂᖕᑎᑦ ᐃᓱᒫᓗᑕᐅᓕᖅᑐᑦ ᐊᒃᑐᖅᑕᐅᔪᓐᓇᕐᓂᖕᑎᓐᓄᑦ ᐅᑭᐅᖅᑕᖅᑐᒥ ᓯᓪᓭᖅᐸᓯᐅᓂᖕᑎᑦ, ᐊᑦᑎᒃᑑᓂᖕᑎᑦᑐ ᓄᓇᐃᑦ ᐆᒪᔪᖅᑲᕐᕕᐅᕙᒃᑐᑦ ᐊᓯᖕᑎᓐᓂᒃ, ᓂᕿᒃᓴᖅᓱᐅᕐᕕᐅᓗᐊᕐᑲᑦᑎᓂᖕᑎᓐᓄᑦ ᐊᒥᓲᓗᐊᖅᑐᓄᑦ ᑲᖑᕐᓄᑦ (Batt, 1997).. ᓴᑦᑎᐅᑉ ᕿᑭᖅᑖᓗᐊᓂ ᕿᐅᔨᓴᖅᑕᐅᓚᐅᕐᓂᖕᑎᓐᓂᒃ ᐅᓂᒃᑳᓕᐊᑦ ᐅᕐᑲᐅᓯᕐᑲᖅᐳᑦ ᑲᖑᐃᑦ ᓂᕿᒃᓴᖅᓱᐅᕐᑲᑕᓕᕐᓂᖕᑎᓐᓂᒃ ᐊᑦᑎᒃᑑᑎᐅᓂᖕᑎᓐᓂ ᓯᓪᓭᖅᐸᓯᐅᓂᕐᒥ ᓄᓇᓂ ᕿᑭᖅᑕᐅᖅᑑᕐᒥ (ᑳᑐ, ᐱᓕᕆᕐᑲᑎᖕᑎᑦᑐ-Carter, et al., 2018; ᖠᐋᓐᑏᓐ ᐊᒻᒪᓗ ᒫᓗᕆ-Fontaine and Mallory, 2011). ᓄᓇᐃᑦ ᐊᓯᔾᔨᖅᓯᒪᓕᖅᐳᑦ ᑕᐃᒃᑯᑎᑐᓇ ᐊᔾᔨᕐᑲᕐᓂᖅᓴᐅᓕᖅᓱᑎᒃ Hᐊᑦᓴᓐᐲᐸ ᑕᓱᐅᔭᕐᔪᐊᕋᓘᐸ ᓄᓇᐃᑦ ᓯᓪᓭᖅᐸᓯᖕᒦᓐᓂᖕᑎᓂᒃ ᐊᑦᑎᒃᑑᑕᐅᓂᖕᑎᓐᓂᒃ ᓄᓇᖕᑎᓂᓲᖑᔪᓂᒃ (ᔮᓅ, ᐱᓕᕆᕐᑲᑎᖕᑎᑦᑐ-Jano, et al., 1998; ᑯᑕᓂᐊᓐ ᐊᒻᒪᓗ ᔾᐊᕗᕆᔅ-Kotanen and Jefferies, 1997). ᐊᕙᑎᓕᕆᔨᕐᔪᐊᒃᑯᑦ ᒫᓐᓇᐅᔪᖅ ᕿᐅᔨᓴᖅᐸᓕᐊᓕᖅᑐᑦ ᑎᖕᒥᐊᕐᑲᕐᕕᐅᕙᓕᖅᑐᑦ ᓱᕋᖅᑎᖅᑕᐅᕙᓪᓕᐊᓂᖕᑎᓐᓂᒃ ᐊᒥᔅᓲᓗᐊᓕᖅᑐᓄᑦ ᑲᖑᕐᓄᑦ ᓂᕿᒃᓴᖅᓱᐅᕕᐅᓂᖕᑎᓐᓄᑦ, ᓂᕆᕕᐅᓗᐊᕐᑲᑦᑎᓂᖕᑎᓄᓪᓗ, ᑐᑭᓯᔭᐅᔪᒪᓪᓗᑎᒃ ᕿᓄᖅ ᐊᒃᑐᖅᑕᐅᔪᓐᓇᕐᒪᖔ ᐊᓯᖕᑎᑦ ᑎᖕᒥᐊᑦ ᕐᑯᐸᓄᐊᕙᓚᐃᓗ, ᓂᕿᒃᓴᕐᑦᑎᐊᖕᑎᓗᐊᓕᕈᓐᓇᕐᓂᖕᑎᓐᓄᑦ,

ᐅᓪᓗᓕᐅᕈᓐᓇᐃᓕᔪᓐᓇᕐᓂᖏᓄᓪᓗ ᓄᓇᒥ (Flemming, et al., 2016). ᐊᓯᖏᑦ ᐆᒪᔪᐃᑦᑕᐅᖅ ᐊᒃᑐᖅᑕᐅᓯᒪᔪᓐᓇᕐᓂᖏᑦ ᓱᓕ ᑐᑭᓯᓇᑦᑎᐊᖏᒪᑕ.

ᒥᑎᖅᑕᖃᕐᓂᖓ

ᒥᑏᑦ ᐃᓚᒋᔭᐅᔪᒻᒪᕆᐅᕗᑦ ᐅᑭᐅᖅᑕᖅᑐᒥ ᐊᕙᑎᓄᑦ ᐊᕙᑎᒥᐅᑕᓄᓪᓗ ᐱᒻᒪᕆᐊᓘᓪᓗᑎᒃ ᐃᓅᔾᔪᑎᒃᓴᕆᔭᐅᕙᖕᓂᕐᒧᑦ ᓂᕿᒃᓴᐅᓂᕐᒧᑦ ᑲᓇᑕᐅᑉ ᐅᐊᖕᓇᖓᓂ ᐊᒻᒪᓗ ᐊᑯᑭᑦᑐᕐᒥᐅᑦ ᐱᖓᖕᓇᖓᓂ (Harms, 2011; Henri, 2007). ᐃᓯᒫᓘᑕᐅᕙᒃᑐᑦ ᒥᑎᖅᓯᐅᕐᕕᐅᓗᐊᖃᑕᕐᓂᖏᑦ ᐅᑭᐅᒃᑯᑦ ᓇᔪᖅᐸᒃᑕᖏᓐᓂ ᐊᑯᑭᑦᑐᐃᑦ ᓄᓇᖓᑕ ᐱᖓᖕᓇᖓᓂ ᑕᐃᒪᖓᓂᒃ 1990-ᖏᓐᓂᒃ, ᐱᔾᔪᑕᐅᓯᒪᓪᓗᑎᒡᓗ ᒪᓕᒐᓕᐅᕈᑕᐅᓯᒪᓕᕐᓂᖅ ᐊᖑᓇᓱᒃᑕᐅᔪᓐᓇᕐᓂᖏᓐᓄᑦ ᒪᓕᒐᓪᓗᑐᖅᑎᒍᑦ ᑕᐅᕙᓂ. ᐊᕐᕌᒍᒥ 2002-ᒥ, ᐊᑯᑭᑦᑐᐃᑦ ᓄᓇᖓᓂ ᑖᑕᖃᖅᑎᑕᐅᓕᓚᐅᖅᑐᑦ ᒥᑦᑎᖅᑕᐅᔪᓐᓇᖃᑕᕐᓂᐊᖅᑐᓕᒃ. ᕿᑭᖅᑕᓗᖕᒥ ᒥᑎᖃᕐᕕᒃ ᑕᒪᑐᒥ ᑭᖑᓂᐊᒍᑦ ᒥᑎᖅᑕᖃᕐᓂᖅᓴᐅᓕᖁᔭᐊᖅᓯᓂ, ᐃᓯᒪᓘᑕᐅᕗᑦ ᓱᓕ ᖃᓄᐃᓕᖓᔪᓐᓇᕐᓂᖏᑦ ᒥᑏᑦ ᐊᓯᖏᓐᓂᒃᑕᐅᖅ ᐅᓗᕆᐊᓇᖅᑐᖃᕐᕕᐅᕙᓕᕐᓂᖏᓐᓄᑦ.

ᐱᒻᒪᕆᐅᓂᖅᐹᖑᓚᐅᖅᑐᒥᒃ ᐋᓐᓂᐊᕐᓂᐊᓗᕐᒧᑦ ᑎᑭᑕᐅᓚᐅᕐᓂᖏᑦ ᓄᕙᖕᓃᓗᔮᖅᑐᒥᒃ ᒥᑏᑦ ᐊᑐᓚᐅᖅᑐᖅ ᕿᑭᖅᑕᓗᖕᒥ ᑕᒫᓂ 2005-ᖑᑎᓪᓗᒍ, ᑕᐃᒪᖓᓂᒡᓗ ᐱᑕᖃᐃᓐᓇᓕᖅᓯᓂ, ᓴᖏᓂᖏᑦ ᐊᔾᔨᒋᖏᑲᓗᐊᖅᓯᑎᒃ. ᑕᒪᓐᓇ ᑐᕐᑯᓐᓇᕈᓐᓇᖅᑐᐊᓗ ᓴᖏᔪᐊᓘᒐᒥ ᐊᓐᓂᐊᓕᕐᓃᓗᒃ ᒥᑎᕐᓄᑦ ᐊᒥᓲᔪᓐᓃᕈᓯᑕᐅᓚᐅᖅᑐᖅ ᑕᒫᓂ 33-56% ᐳᓴᓐᑎᖏᓃᓚᐅᖅᑐᓂ ᒥᑏᑦ ᐱᑕᖃᕐᓂᖏᓐᓂᒃ, ᐊᑐᕐᓂᖏᓐᓂ ᐱᖓᓱᑦ 3 ᐊᕐᕌᒍᐃᑦ ᑕᒫᖓᑦ 2006-2008-ᒥ (Buttler, 2009; Iverson, 2015; Descamps, et al., 2009). ᐊᒥᓲᓂᖏᑦ ᐊᕐᓇᓪᓘᓂᖏᑦ ᑐᕐᑯᖃᑦᑕᓚᐅᖅᑐᑦ ᓄᕙᖕᓂᐊᓘᖅᑐᒥᒃ ᐊᓐᓂᐊᕐᓂᕐᒥᒃ ᑕᐃᒪᖓᒃ ᐊᒥᓲᔪᓐᓂᖅᐸᓪᓕᐊᓯᒪᓕᖅᐳᑦ ᐊᕐᕌᒍᒥᒃ 2009 (Iverson, 2015). ᐃᓄᐃᑦ ᓄᓇᓕᖕᓂ ᖃᓂᓐᓂᖅᓴᐃᑦ ᒥᑎᕐᓄᑦ ᐊᒃᑐᖅᑕᐅᓯᒪᔪᓄᑦ ᑕᑯᓯᒪᖏᓚᑦ ᐊᒥᓱᐊᓗᖕᓂᒃ ᑐᖁᖅᓯᒪᔪᓂᒃ ᐊᐃᑦᑐᖅᑕᐅᔪᓐᓇᕐᓂᕐᒥᒃ ᐊᓐᓂᐊᕐᓂᕐᒥᒃ ᐱᔪᓂᒃ ᓯᕗᓂᐊᒍᑦ (Henri, et al., 2018). ᓴᓪᓕᕐᒥᐅᑦ ᐃᓯᒪᖃᖅᑐᑦ ᒫᓐᓇᐅᔪᖅ ᐊᓐᓂᐊᕐᓂᖃᕐᓂᖓᓂᒃ ᕿᑭᖅᑕᑯᓗᖕᒥᒃ ᐱᔾᔪᑕᐅᔪᖅ ᑕᒪᐃᓂᖓᓄᑦ ᐅᓪᓗᖃᕐᓂᖏᑦ ᒥᑏᑦ ᐊᒥᓲᓗᐊᕐᓂᖏᓐᓄᑦ ᐊᒻᒪᓗ ᓅᖃᑦᑕᐃᓐᓇᕆᐊᖃᕐᓂᖏᓐᓄᑦ ᐊᓯᖏᓐᓄᑦ ᓄᓇᒧᑦ, ᖃᓂᓐᓂᖅᓴᐅᕙᑦᑐᓄᑦ ᓄᓇᓕᖕᒧᑦ. Hᐊᓄᓕ-Henri (2007) ᑎᑎᕋᓚᐅᖅᑐᑦ ᑕᐃᒫᑦᓴᐃᓐᓇᑲᓴᑦᑎᐊᖅ ᐃᓄᐃᑦ ᖃᐅᔨᒪᔭᑐᖃᖏᑎᒍᑦ ᐱᐅᓯᑐᖃᖏᑎᒍᑦ ᖃᓄᐃᓕᖕᓂᖏᓐᓂᒃ ᐊᐅᓚᑕᐅᓂᖏᓐᓂ ᐊᒥᓲᓗᐊᓕᐊᖅᑐᐊᓗᐃᑦ ᐆᒪᔪᐃᑦ.

ᒫᓐᓇᓵᖑᓯᒪᔪᖅ ᐊᕐᕌᒍᓂ, ᐊᕙᑎᓕᕆᔨᕐᔪᐊᒃᑯᑦ ᖃᐅᔨᓴᖅᑎᖏᑦ ᑎᑎᕋᖅᓯᒪᔪᑦ ᓇᓄᐃᑦ ᒪᓐᓂᑕᕐᓂᖅᓴᐅᕙᓕᕐᓂᖏᓐᓂᒃ ᒥᑏᑦ ᒪᓐᓂᖏᓐᓂᒃ ᐊᒻᒪᓗ ᐱᐊᕋᖏᓐᓂᒃ. 1997-ᖑᑎᓪᓗᒍ, ᒪᖀᖕᓄᑦ ᑎᑭᑕᐅᓯᒪᓪᓗᑎᒃ ᓇᓅᕐᓄᑦ, ᑕᒪᐃᓐᓂᓕᒫᑲᓴᑦᑎᐊᖅ ᓯᖃᖅᑎᖅᑕᐅᓚᐅᖅᑐᑦ ᒥᑎᖅᕕᐅᓂᖏᑦ ᕿᑭᖅᑕᓗᖕᒥ. ᑖᒃᑯᐊᒃ ᓇᓅᒃ ᓂᕆᓚᐅᖅᑑᒃ ᐅᖓᑕᓃᑦᑐᓂᒃ 14,000-ᓂᒃ ᒥᑎᑦ ᒪᓐᓂᖏᓐᓂᒃ ᐅᓪᓗᓂᒃ 7-ᓂᒃ ᐱᓇᓱᐊᕈᓯᕐᒥ. (Gilchrist & Heise, 1997). In 2012 and 2015, ᒪᓂᒃᓯᐅᕐᕕᐅᓂᖏᑦ ᐱᔾᔪᑕᐅᓚᐅᖅᑐᑦ ᐅᓪᓗᖃᕈᓃᕐᓂᖏᓐᓂᒃ, ᐱᐊᖃᕈᓃᕐᓂᖏᓐᓂᒃ ᒥᑎᖅᕕᐅᕙᖕᓂᕐᒥ. (Gilchrist & Jassen, 2015;

Dey, et al., 2018; Dey, et al., 2019). ᐊᒥᓲᔪᓐᓃᖅᑐᑦ ᐅᓪᓗᖃᕆᐅᔪᓐᓇᕐᓂᖏᑦ ᐊᔪᓕᕈᑕᐅᓯᒪᔪᑦ ᒥᕐᓄᑦ ᐊᒥᓱᕈᒃᑲᓐᓂᕈᓐᓇᕐᓂᖅ ᑭᖑᓂᐊᒍᑦ ᓄᕙᖕᓂᐊᓘᔭᖅᑐᒥᒃ ᐊᓐᓂᐊᕐᓂᕐᒧᑦ ᑎᑭᑕᐅᓚᐅᖅᑎᓪᓗᒋᑦ, ᐊᒻᒪᓗ ᒪᓕᒐᕐᑲᕐᓂᖏᓐᓄᑦ ᒥᑎᖅᑕᐅᔪᓐᓇᕐᓂᖏᓐᓂᒃ ᐊᒥᓲᓂᖏᓐᓂᒃ ᐊᑯᑭᑦᑐᕐᒥᑕᓂ.

ᓯᓚᐅᑉ ᐊᓯᔾᔨᖅᐸᓪᓕᐊᓂᖓ

ᓯᓚᐅᑉ ᐊᓯᔾᔨᖅᐸᓪᓕᐊᓂᖓᓄᑦ, ᐃᖕᒥᒍᐃᓐᓇᐅᒐᓗᐊᕐᓗ, ᐊᓯᖏᓄᓪᓗ ᐱᔾᔪᑕᐅᖕᒥᔪᓄᑦ, ᑕᑯᔭᐅᕙᓪᓕᐊᖅᑲᑕᓕᖅᑐᑦ ᐊᓯᔾᔨᖅᓯᒪᓂᖏᑦ ᓄᓇᐃ ᐆᒪᔪᕐᑲᕝᕕᐅᕙᒃᑐᑦ ᖃᖅᓱᐅᖅᑰᕐᒥ ᑎᒻᒥᐊᕐᑲᕝᕕᖕᒥ. ᐊᓯᔾᔨᖅᐸᓪᓕᐊᔪᑦ ᑕᕆᐅᕐᒥ ᐊᒻᒪᓗ ᑕᓯᕐᓂ ᓯᑯᕐᑲᕐᓂᖏᓂ, ᓄᓇᐅᑉ ᐃᓗᐊᒍᑦ ᕿᐊᖑᐃᓐᓇᕐᓂᖏᓐᓇᓂ, ᐊᐱᖃᑕᕈᓐᓇᕐᓂᖏᓐᓇᓂ ᐊᒻᒪᓗ ᓂᓪᓚᓱᒃᑎᑭᕙᖕᓂᖏᓐᓇᓂ ᖃᐅᔨᓴᖅᑕᐅᖃᑕᖅᓯᒪᒐᒥᒃ ᓇᓂᑐᐃᓐᓇᖅ ᐅᑭᐅᖅᑕᖅᑑᓂᕐᒥ ᐆᒪᔪᖃᕝᕕᐅᕙᖕᓂᖏᑦ, ᖃᓄᐃᓕᕙᓪᓕᐊᓂᖏᓂᓗ ᐆᒪᔪᐃᑦ ᑕᒪᒃᑯᓇᓐᓂᖃᑦᑕᖅᑐᑐᖃᐃᑦ. (CAFF, 2010). ᓲᕐᓗ ᐆᒃᑑᑎᒋᓗᒍ, ᕿᓚᒥᐅᓂᖅᓴᖅ ᑐᕙᐃᔭᖅᓵᓕᓂᖅᓴᐅᕙᓕᕐᓂᖓᓄᑦ Hᐊᑦᓴᓐᐲᑉ ᑕᕆᐅᕋᓗᐊᒍᑦ, ᓇᓄᐃᑦ ᑎᑭᓵᓕᓂᖅᓴᒻᒪᕆᐊᓘᖅᑲᑦᑕᓕᖅᐳᑦ (Lunn, et al., 2016) ᖃᐅᔨᔭᐅᖅᑲᑕᖅᓯᒪᓗᑎᒃ ᑎᑎᕋᕈᑕᐅᓯᒪᔪᓂᒃ ᓇᓄᐃᑦ ᐊᒥᓲᓂᖅᓴᐅᕙᓕᕐᓂᖏᑦ ᑎᖕᒥᐊᕐᑲᕝᓄᐊᖅᐸᓕᖅᑐᑦ (Iverson, et al., 2014) ᑎᑭᓵᓕᓂᖅᓴᐅᖅᑲᓕᖅᓯᑎᒃ ᑎᖕᒥᐊᑦ ᐅᓪᓗᖃᕆᕝᕕᖏᓐᓄᑦ ᒪᓐᓂᖏᓂᒃ ᓂᕆᔭᒃᓴᖅᓯᐅᕐᓂᕐᒧᑦ ᑕᐅᕙᓂ ᓴᓪᓚᐅᑉ ᕿᑭᖅᑖᓗᐊᓂ ᐊᒻᒪᓗ ᐊᒃᐸᑰᕐᔪᐊᕐᒥ (Smith, et al, 2010). ᐆᓇᕐᓂᖅᓴᐅᓂᖓ ᓯᓚᐅᑉ ᐱᔾᔪᑕᐅᓕᕈᓐᓇᕐᒥᔪᖅ ᒥᑎᑦ ᓄᓕᐊᖅᑕᕈᓐᓇᕐᓂᖏᓐᓂᒃ ᐊᕐᕋᒍᒥ ᐊᒻᒪᓗ ᐊᒥᓲᓂᖏᑦ ᒪᓐᓂᒃᑖᓇᕙᒃᑕᖏᑦ ᐃᖕᒥᓄᑦ ᐊᒥᓲᖏᓐᓇᕈᓐᑕᐅᔪᓐᓇᕐᓂᕐᒧᑦ (Dey, et al., 2018).

ᐊᓯᖏᓐᓂᒃᑕᐅᖅ ᖃᐅᔨᔭᐅᓯᒪᓕᖅᑐᑦ ᓄᓇᒥ ᐱᐅᓯᑎᔭᐅᕙᒃᑐᓂᒃ ᑎᖕᒥᐊᕐᑲᕝᕕᖕᒥ, ᓲᕐᓗ ᐸᓂᓗᐊᖅᑲᑦᑕᓕᕐᓂᖏᓐᓂᒃ ᓄᓇᐃᑦ, ᐃᒃᑳᓯᕙᓪᓕᐊᓂᖏᓐᓂᒃ ᐊᒻᒪᓗ ᓄᓇᐃᑦ ᐃᓚᖏᑦ ᓱᕋᖅᑎᖅᓯᒪᓕᕐᓂᖏᓐᓂᒃ. ᑕᒪᒃᑯᐊ ᐆᒪᔪᖃᕝᕕᐅᕙᒃᑐᑦ ᐊᓯᔾᔨᖅᓯᒪᖕᒥᔪᑦ ᑎᑎᕋᕈᑕᐅᓯᒪᖕᒥᖕᒪᑕ ᐊᓯᖏᓐᓄᑦ ᖃᐅᔨᓴᕝᕕᐅᓯᒪᖕᒥᔪᓂᒃ ᓄᓇᓂ ᐅᑭᐅᖅᑕᖅᑐᒥ (Smol & Douglas, 2007; Kokelj, et al., 2005) ᐊᒻᒪᓗ ᑕᐃᒪᐃᓕᕙᓪᓕᐊᓗᑎᒃ ᐱᔾᔪᑕᐅᓂᕐᒧᑦ ᓯᓚᐅᑉ ᐊᓯᔾᔨᖅᐸᓪᓕᐊᓂᖓᓄᑦ. ᓴᓪᓕᕐᒥᐅᑦᑕᐃᑦᑕᐅᖅ ᑕᑯᖅᑲᑕᓕᖅᑐᑦ ᓄᑖᓂᒃ ᐊᓯᖏᓐᓂᒃ ᐆᒪᔪᓂᒃ ᐊᒻᒪᓗ ᐊᓯᔾᔨᖅᓯᒪᓂᖏᓐᓂᒃ ᓇᓖᖅᑕᕐᓂᖏᑦ ᐆᒪᔪᐃᑦ, ᓇᒧᖕᒐᐅᖅᑲᑦᑕᕐᓂᖏᓐᓂᓗ ᐆᒪᔪᐃᑦ. (Carter, et al., 2018)

ᐃᓄᐃᑦ ᓄᓇᖓᑦ ᐃᓚᐅᖅᑲᑦᑕᕐᓂᖏᑦ ᖃᐅᔨᒪᑎᑕᐅᕙᖕᓂᖏᓪᓗ

ᑕᒪᐃᓐᓂ, ᓴᓪᓕᕐᒥᐅᑦ ᐃᓱᒪᖃᖅᐳᑦ ᐃᓚᐅᑎᑕᐅᖃᑕᕐᓂᖏᓐᓂᒃ ᑕᒪᒃᑯᓂᖓ ᖃᐅᔨᓴᕐᓂᕐᒧᑦ ᐱᓕᕆᐊᖑᕙᒃᑐᓂᒃ ᖃᐅᖅᓴᖅᑰᕐᒥ ᑎᖕᒥᐊᕐᑲᕝᕕᖕᒥ. ᑭᓯᐊᓕᑕᐅᖅ, ᓴᓪᓕᕐᒥᐅᑦ ᐃᓱᒪᓘᑎᒋᔭᖕᒋᓐᓂᒃ ᐅᖃᐅᓯᖃᖅᓯᒪᕗᑦ ᐱᐅᓯᖃᐃᓐᓇᖃᑦᑕᕐᓂᖕᒋᓐᓂᒃ ᖃᐅᔨᓴᖅᑏᑦ ᑕᐅᕙᓐᓂᖃᑦᑕᐃᓐᓇᕐᓂᖕᒋᓐᓂᒃ ᐊᒻᒪᓗ ᐊᑐᓇᐊᖃᕐᓂᖕᒋᓐᓂᒃ ᐃᓄᐃᑦ ᖃᐅᔨᒪᔭᑐᖃᖕᒋᓐᓂᒃ, ᑕᒪᐃᓐᓂᒃ ᖃᐅᔨᓴᖅᑕᐅᖃᑦᑕᖅᑐᓂᒃ ᐊᒻᒪᓗ ᐊᐅᓚᑦᑎᓂᕐᒧᑦ ᐃᓱᒪᓕᐅᕈᑕᐅᕙᒃᑐᓂᒃ. ᓴᓪᓕᕐᒥᐅᑕᐃᑦᑕᐅᖅ ᐃᑲᔫᓯᐊᖅᑖᕐᓂᖅᓴᐅᖃᑕᕈᒪᔪᑦ ᐃᓚᒋᔭᐅᓂᖅᓴᐅᖃᑕᕐᓗᑎᓪᓗ ᕿᓇᐅᔭᓕᐅᕝᕕᐅᖃᑕᕈᓇᖅᑐᓂᒃ

ᐊᓯᖏᓐᓂᒃᓗ ᐱᕕᒃᓴᐅᓕᕈᓐᓇᖃᑦᑕᕐᒥᔪᓂᒃ ᐊᐅᓚᑕᐅᓂᖓᓂ ᑎᖕᒥᐊᖃᕐᕕᒃ. ᑲᔪᓯᑦᑎᐊᕈᓐᓇᕐᓂᐊᕈᑎᒃ ᐊᐅᓚᑦᑎᔨᐅᓂᖏᓐᓂ ᑎᖕᒥᐊᖃᕐᕕᖕᒥᒃ ᑐᖓᕕᖃᕆᐊᖃᖅᐸᑦ ᖃᓄᐃᓕᐅᕈᑕᐅᔪᓐᓇᕐᓂᖏᓐᓂᒃ ᑕᒪᒃᑯᓄᖓ ᐊᑐᖃᑦᑕᕐᓗᑎᒃ, ᐊᒃᓱᕉᑕᐅᖃᑦᑕᖅᑐᓄᑦ ᖃᓄᐃᓕᐅᕈᑕᐅᔪᓐᓇᕐᓂᕐᒧᑦ.

ᐃᓄᐃᑦ ᑭᓇᒃᑯᑐᐃᓐᓇᐃᑦ ᐱᓕᕆᕙᖕᓂᖏᑦ

ᐱᕙᓪᓕᐊᔪᒪᑐᐃᓐᓇᓕᖅᐸᑦ ᓄᓇᒥᐅᑕᓂᒃ ᐊᒨᖃᐃᕕᖃᕈᒪᑦ ᓄᓇᒥᒃ ᐊᑐᕈᓐᓇᕈᒪᓕᖅᓯᑎᓪᓗ ᐅᒥᐊᕐᔪᐊᒃᑰᕐᕕᐅᔪᓐᓇᕐᓂᖓᓂᒃ ᓄᑖᓂᒃ ᐃᖏᕐᕋᕕᒃᓴᓂᒃ ᑕᐅᕘᓇ ᐊᒥᑦᑑᑉ ᑕᕆᐅᖓᒍᑦ Foxe Channel-ᑯᑦ ᐊᐅᓚᑎᓂᖏᓐᓂᒃ ᐅᔭᕋᖕᓂᐊᕐᓂᕐᒥᒃ. ᑕᒪᓐᓇ ᐸᕐᓇᐅᑕᐅᓯᒪᓂᖓ ᑭᖑᕙᕆᐊᖅᑕᐅᔪᒐᓗᐊᖅ ᑕᒪᐅᖓ ᐊᕐᕋᒍᒧᑦ 2025-ᒧᑦ, ᓯᕗᓂᒃᓴᒥ ᐅᖅᓱᐊᓗᖕᒥᒃ ᑯᕕᓯᕕᐅᔪᓐᓇᕐᓂᖓᓂ ᐅᓗᕆᐊᓇᕈᑕᐅᕗᖅ ᑎᑭᐅᒪᔪᓐᓇᕐᓂᖅ ᑎᖕᒥᐊᖃᕐᕕᖕᒧᑦ.

ᓴᓪᓕᕐᒥᐅᑦᑕᐃᑦᑕᐅᖅ ᐅᖃᐅᓯᖃᖅᓯᒪᔪᑦ ᓴᓇᔭᐅᖁᔨᓂᖅ ᒪᕐᕉᖕᓂᒃ Hᐋᓐᑕᒃᑯᑦ ᐊᖅᑯᑎᒃᓵᖕᓂᒃ, ᐊᒃᑐᖅᓯᓯᒪᔪᓐᓇᖅᑑᖕᓂᒃ ᑎᖕᒥᐊᖃᕐᕕᖕᒥᒃ. ᓯᕗᓪᓕᖅ ᐊᖅᑯᑎᒃᓴᐅᓇᔭᖅᑐᖅ ᐋᕿᐅᒪᓇᔭᖅᑐᖅ ᐊᑭᐊᓃᓗᓂ ᑭᓪᓕᖃᕐᕕᐅᓂᖓᓂᒃ, ᑕᐅᕘᓈᖅᑕᐃᓕᓗᑎᒃ ᐊᖏᔫᑎᐊᓗᖕᓂᒃ ᑭᓂᐸᓂᐅᓂᖏᓐᓂᒃ ᓄᓇᓂᒃ, ᐱᖑᖕᓇᖅᐸᓯᖑ ᑎᖕᒥᐊᖃᕐᕕᐅᑉ, ᑲᔪᓯᓗᓂᓗ ᑕᐅᕘᓈ ᓂᒋᐊᖑᑦ ᑭᓪᓕᐊᑕ ᓯᒡᔭᖅᐸᓯᐅᑉ, ᖃᓂᒋᔭᖓᓂ ᓄᑑᔾᔪᐊᑉ. ᐊᓯᖏᓐᓂᒃᑕᐅᖅ ᐊᖅᑯᓯᐅᕐᕕᐅᔪᓐᓇᖅᑐᓂᒃ ᓴᓇᓇᔭᖅᑐᑦ ᖃᖅᓴᐅᖅᑑᑉ ᑎᖕᒥᐊᖃᕐᕕᖓᓄᑦ ᑕᐅᕙᖓᑦ ᐅᐊᖕᓇᖓᑕ ᐱᖑᖕᓇᖓᓂᒃ ᖃᓂᒋᔭᖓᒍᑦ ᖃᑯᖅᑕᔭᐅᑉ, ᑲᔪᓯᓗᓂᓗ ᐅᐊᖕᓇᖅᐸᓯᖓᓄᑦ ᓯᒡᔭᒧᑦ ᖃᖅᓴᐅᖅᑑᕐᒥ.

ᐱᐅᓂᖅᓴᓂᒃ ᑎᑭᑕᐅᔪᓐᓇᕈᓂ ᖃᖅᓴᐅᖅᑑᑉ ᑎᖕᒥᐊᖃᕐᕕᖓ ᐱᔾᔪᑕᐅᔪᓐᓇᖅᑐᖅ ᐊᒥᓱᓂᖅᓴᐅᓕᕈᓐᓇᕐᓂᖏᓐᓄᑦ ᓄᓇᓕᖕᓂ ᐊᐅᓛᕉᔾᔭᕙᒃᑐᑦ ᐊᒻᒪᓗ ᐸᓚᕋᑦᑎᓕᕆᔨᐅᔪᓐᓇᖅᑐᑦ. ᐅᒥᐊᕐᔪᐊᒃᑰᖃᑦᑕᖅᑐᓂᒃᑕᐅᖅ ᐊᒥᓱᓂᖅᓴᐅᓕᕈᑎᒃ ᓂᐅᕐᕈᐊᑦ ᐸᓚᕋᑦᑎᓕᕆᓂᕐᒧᑦ ᐱᓕᕆᐊᖑᔪᓐᓇᕐᒥᔪᑦ ᑎᖕᒥᐊᖃᕐᕕᖕᒥ, ᑕᑯᓂᐊᖅᑎᑕᐅᖃᑦᑕᕐᓗᑎᒃ ᑕᕆᐅᕐᒥᐅᑕᓂᒃ ᐆᒪᔪᓂᒃ. ᑕᒪᒃᑯᐊ ᓯᕗᓂᒃᓴᒥᒃ ᐃᓱᒪᒃᓴᖅᓯᐅᕈᑎᒃᓴᐃᑦ ᐅᔾᔨᖅᑐᑦᑎᐊᕐᓗᑎᒃ ᐸᕐᓇᐅᑕᐅᔪᓐᓇᖅᐸᑦ ᐊᒃᑐᕐᓂᕐᓗᒃᑕᐅᑦᑕᐃᓕᖁᓪᓗᒋᑦ ᐆᒪᔪᐃᑦ, ᐊᕙᑎᖏᓪᓗ ᑎᖕᒥᐊᖃᕐᕕᖕᒥ.

ᐊᕕᒃᑐᖅᓯᒪᔪᓂᒃ ᑕᑯᑎᑦᑎᔾᔪᑦ 7: ᓇᐃᓅᖅᑕᐅᓯᒪᔪᑦ ᐊᐅᓚᑦᑎᓂᖏᓐᓂᒃ ᐃᓱᒪᒃᓴᖅᐅᓯᕈᑎᒃᓴᐃᑦᓗ ᐊᒻᒪᓗ ᖃᓄᐃᓕᐅᕈᑎᒃᓴᖏᓂᒃ

ᐊᐅᓚᑦᑎᓂᕐᒥᓂᒃ ᐃᓱᒪᒃᓴᖅᓯᐅᕈᑎᒃᓴᐃᑦ	ᒪᓕᒃᑐᑦ ᑐᕋᒐᕆᔭᐅᔪᓂᒃ/ᐱᔮᕇᖅᑕᐅᔪᒪᔪᓂᒃᓗ ᐊᕕᒃᑐᖅᓯᒪᔪᓂ ᑕᑯᑎᑦᑎᔾᔪᑎᒃᓴᖏᓐᓃᑐᓂᒃ 6-ᒦᑦᑐᓂᒃ	ᐊᐅᓚᑦᑎᓂᕐᒧᑦ ᖃᓄᐃᓕᐅᕈᑎᒃᓴᐃᑦ
ᐱᓕᕆᓗᑎᒃ ᐊᓯᔾᔨᓚᖓᓂᖅ ᑎᖕᒥᐊᕐᑲᕐᕕᐅᓂᖓᓂᒃ ᑲᓇᑕᓕᒫᒥ ᐆᒪᔪᕐᑲᕐᕕᐅᓂᕐᒧᑦ ᐅᔾᔨᖂᑕᐅᓗᑎᒃ ᐱᐅᓂᐹᖑᓂᐊᖅᑐᒥᒃ ᐊᐅᓚᑦᑎᕕᐅᔪᓐᓇᕐᓂᖏᑦ ᐊᒻᒪᓗ ᐊᕐᕋᒍᓕᒫᖅ ᓴᐳᑎᔭᐅᔪᓐᓇᕐᓂᖏᒥᒃ ᑕᒪᕐᒥᒃ ᐆᒪᔪᓕᒫᑦ, ᐱᓗᐊᖅᑐᒥᒡᓗ ᐆᒪᔪᖏᑦ ᐊᒥᓲᖏᓗᐊᓕᖅᑐᑦ.	1.1, 1.2, 1.3, 1.4	6.1 ᐱᐅᓯᕆᔭᒥᒧᑦ ᓄᓇᒥᐅᑕᓂᒃ ᐊᐅᓚᑦᑎᓂᖅ 6.2 ᐆᒪᔪᓕᕆᓂᕐᒥᒃ ᐊᒻᒪᓗ ᐆᒪᔪᕐᑲᕐᕕᐅᕙᖕᓂᖏᓐᓂᒃ ᐊᐅᓚᑦᑎᓂᖅ 6.3 ᓇᐅᑦᑎᖅᑐᐃᔭᖅᑐᕐᕕᐅᕐᑲᑦᑕᓂᖏᑦ ᖃᐅᔨᓴᕐᕕᐅᕙᖕᓂᖏᑦᑐ 6.4 ᐃᓄᕐᑯᑎᒋᔭᐅᔪᓂᒃ ᖃᐅᔨᒪᑎᑦᑎᓂᖅᓴᐅᔭᕆᐊᕐᑲᕐᓂᖅ ᐊᒻᒪᓗ ᖃᐅᒪᔭᐅᔭᕆᐊᓕᖕᓂᒃ ᐊᐅᓚᑦᑎᕙᖕᓂᖅ.
ᑲᖑᐃᑦ ᐱᔾᔪᑕᐅᓂᖏᑦ ᓄᓇᐃᑦ ᓱᕋᖅᑎᖅᑕᐅᕙᓪᓕᐊᓂᖏᓐᓄᑦ ᐊᓯᔾᔨᖅᑕᐅᓯᒪᓂᖏᓐᓄᓪᓗ ᐊᒻᒪᓗ ᐊᓯᖏᓐᓂᒃ ᐆᒪᔪᕐᓂᒃ ᐊᒃᑐᖅᓯᓯᒪᔪᓐᓇᕐᓂᖏᓐᓂᒃ	1.2	6.2 ᐆᒪᔪᓕᕆᓂᕐᒥᒃ ᐊᒻᒪᓗ ᐆᒪᔪᕐᑲᕐᕕᐅᕙᖕᓂᖏᓐᓂᒃ ᐊᐅᓚᑦᑎᓂᖅ 6.3 ᓇᐅᑦᑎᖅᑐᐃᔭᖅᑐᕐᕕᐅᕐᑲᑦᑕᓂᖏᑦ ᖃᐅᔨᓴᕐᕕᐅᕙᖕᓂᖏᑦᑐ
ᓄᕙᖕᓂᐊᓘᔭᖅᑐᒥᒃ ᐊᓐᓂᐊᕐᓂᐊᓗᒃᑐᖅ ᓴᕿᑦᑕᕋᖓᑦ ᐊᒃᑐᐃᕙᖕᓂᖓ ᒥᑏᑦ ᐱᑕᕐᑲᕐᓂᖏᓐᓂᒃ	1.2	6.2 ᐆᒪᔪᓕᕆᓂᕐᒥᒃ ᐊᒻᒪᓗ ᐆᒪᔪᕐᑲᕐᕕᐅᕙᖕᓂᖏᓐᓂᒃ ᐊᐅᓚᑦᑎᓂᖅ 6.3 ᓇᐅᑦᑎᖅᑐᐃᔭᖅᑐᕐᕕᐅᕐᑲᑦᑕᓂᖏᑦ ᖃᐅᔨᓴᕐᕕᐅᕙᖕᓂᖏᑦᑐ
ᓇᓄᐃᑦ ᓂᕿᒃᓴᖅᓯᐅᖅᐸᖕᓂᖏᑦ ᒥᑎᑦ ᐱᑕᕐᑲᕐᓂᖏᓐᓂᒃ	1.2	6.2 ᐆᒪᔪᓕᕆᓂᕐᒥᒃ ᐊᒻᒪᓗ ᐆᒪᔪᕐᑲᕐᕕᐅᕙᖕᓂᖏᓐᓂᒃ ᐊᐅᓚᑦᑎᓂᖅ 6.3 ᓇᐅᑦᑎᖅᑐᐃᔭᖅᑐᕐᕕᐅᕐᑲᑦᑕᓂᖏᑦ ᖃᐅᔨᓴᕐᕕᐅᕙᖕᓂᖏᑦᑐ

ᐊᐅᓚᑦᑎᓂᕐᒥᓂᒃ ᐃᓱᒪᒃᓴᖅᓯᐅᕈᑎᒃᓴᐃᑦ	ᒪᓕᒃᑐᑦ ᑐᕋᒐᓇᔭᐅᔪᓂᒃ/ᐱᔭᕇᖅᑕᐅᔪᒪᔪᓂᒡᓗ ᐊᕙᒃᑐᖅᓯᒪᔪᓂ ᑕᑯᑎᑦᑎᔾᔪᑎᒃᓴᙱᓐᑑᓂᒃ 6-ᒦᑦᑐᓂᒃ	ᐊᐅᓚᑦᑎᓂᕐᒧᑦ ᖃᓄᐃᓕᐅᕈᑎᒃᓴᐃᑦ
ᓴᓪᓕᕐᒥᐅᑦ ᐃᓱᒫᓘᑎᖃᕐᓂᖏᑦ ᖃᐅᔨᓴᖅᑕᐅᖃᑦᑕᕐᓂᖏᓐᓂᒃ	2.1	6.4 ᐃᓄᖁᑎᒋᔭᐅᔪᓂᒃ ᖃᐅᔨᒪᑎᑦᑎᓂᖅᓴᐅᔭᓇᐊᖃᕐᓂᖅ ᐊᒻᒪᓗ ᖃᐅᒪᔭᐅᔭᓇᐊᓕᖕᓂᒃ ᐊᐅᓚᑦᑎᕙᖕᓂᖅ.
ᓴᓕᕐᒥᐅᑦ ᐃᓱᒪᓘᑎᖃᕐᓂᖏᑦ ᐊᑐᖅᑕᐅᓂᖅᓴᐅᖃᑕᓇᐊᖃᕐᓂᖏᓂᒃ ᐃᓄᐃᑦ ᖃᐅᔨᒪᔭᑐᖃᖏᑦ ᑕᒪᒃᑯᓂᖓ ᖃᐅᔨᓴᖅᑕᐅᓂᐊᖅᑐᓂᒃ ᐊᒻᒪᓗ ᐊᐅᓚᑦᑎᔨᐅᖅᑕᐅᔪᓂ ᐃᓱᒪᓕᐅᕈᑕᐅᔭᓇᐊᓕᖕᓂ	2.1	6.4 ᐃᓄᖁᑎᒋᔭᐅᔪᓂᒃ ᖃᐅᔨᒪᑎᑦᑎᓂᖅᓴᐅᔭᓇᐊᖃᕐᓂᖅ ᐊᒻᒪᓗ ᖃᐅᒪᔭᐅᔭᓇᐊᓕᖕᓂᒃ ᐊᐅᓚᑦᑎᕙᖕᓂᖅ. 6.3 ᓇᐅᑦᑎᖅᑐᐃᔭᖅᑐᕐᕕᐅᖃᑦᑕᓂᖏᑦ ᖃᐅᔨᓴᕐᕕᐅᕙᖕᓂᖏᓪᓗ
ᓴᓪᓕᕐᒥᐅᑦ ᐃᓱᒪᓘᑎᖅᑐᑦ ᐃᑲᔫᓯᐊᒃᓴᓂᒃᑕᐅᓂᖅᓴᐅᖃᑕᓇᐊᖃᕐᓂᖏᓐᓂᒃ ᐃᓚᐅᓂᖅᓴᐅᖃᑕᕐᓗᑎᒡᓗ ᑮᓇᐅᔭᓕᐅᕐᕕᐅᔪᓇᖃᑦᑕᖅᑐᓂᒃ ᐊᓯᖏᓐᓂᒡᓗ ᐱᕚᓪᓕᕈᑕᐅᔪᓐᓇᖅᑐᓂ ᐊᐅᓚᑦᑎᓂᖏᓐᓂᒃ ᑎᖕᒥᐊᖃᕐᕕᖕᒥᒃ	2.2	6.4 ᐃᓄᖁᑎᒋᔭᐅᔪᓂᒃ ᖃᐅᔨᒪᑎᑦᑎᓂᖅᓴᐅᔭᓇᐊᖃᕐᓂᖅ ᐊᒻᒪᓗ ᖃᐅᒪᔭᐅᔭᓇᐊᓕᖕᓂᒃ ᐊᐅᓚᑦᑎᕙᖕᓂᖅ.
ᐊᒃᑐᖅᑕᐅᓯᒪᓂᖏᑦ ᓯᓚᐅᑉ ᐊᓯᔾᔨᖅᐸᓪᓕᐊᓂᖓᓄᑦ ᑎᖕᒥᐊᖃᕐᕕᖕᒥ ᐊᐅᓚᑦᑎᓂᕐᒥᒃ	1.2	6.3 ᓇᐅᑦᑎᖅᑐᐃᔭᖅᑐᕐᕕᐅᖃᑦᑕᓂᖏᑦ ᖃᐅᔨᓴᕐᕕᐅᕙᖕᓂᖏᓪᓗ
ᐊᒥᓲᓂᖅᓴᐅᓕᕈᓐᓇᕐᓂᖏᑦ ᐅᒥᐊᕐᔪᐊᑦ ᐅᓯᒡᐅᔪᑦ ᑕᐅᕗᓇ ᐊᒥᑦᑑᑉ ᑕᓇᐅᒐᒍᑦ Foxe Channel-ᑯᑦ ᐅᓗᓇᐊᓇᕐᓂᖏᓪᓗ ᐅᖅᓱᐊᓗᖕᒥᒃ ᑯᕙᓯᔪᓐᓇᕐᓂᖏᓐᓄᑦ	1.2, 3.2, 3.3	6.3 ᓇᐅᑦᑎᖅᑐᐃᔭᖅᑐᕐᕕᐅᖃᑦᑕᓂᖏᑦ ᖃᐅᔨᓴᕐᕕᐅᕙᖕᓂᖏᓪᓗ 6.4 ᐃᓄᖁᑎᒋᔭᐅᔪᓂᒃ ᖃᐅᔨᒪᑎᑦᑎᓂᖅᓴᐅᔭᓇᐊᖃᕐᓂᖅ ᐊᒻᒪᓗ ᖃᐅᒪᔭᐅᔭᓇᐊᓕᖕᓂᒃ ᐊᐅᓚᑦᑎᕙᖕᓂᖅ.

ᐊᐅᓚᑦᑎᓂᕐᒥᒃ ᐃᓱᒪᒃᓴᖅᓱᐅᕈᑎᒃᓴᐃᑦ	ᒪᓕᒃᑐᑦ ᑐᕋᖓᓇᔭᐅᔪᓂᒃ/ᐱᔭᕇᖅᑕᐅᔪᒪᔪᓂᒡᓗ ᐊᕕᒃᑐᖅᓯᒪᔪᓂ ᑕᑯᑎᑦᑎᔾᔪᑎᒃᓴᖏᓐᓃᑐᓂᒃ 6-ᒦᑦᑐᓂᒃ	ᐊᐅᓚᑦᑎᓂᕐᒧᑦ ᖃᓄᐃᓕᐅᕈᑎᒃᓴᐃᑦ
Hᐊᓐᑕᒃᑯᑦ ᐊᖅᑯᓯᐅᖅᑕᐅᔪᒪᓂᖏᑦ ᐃᓗᐊᓂᓗ ᐊᑭᐊᓂᓗ ᑎᖕᒥᐊᕐᑲᕐᕕᐅᑉ	2.3, 3.1, 3.2, 3.3	6.4 ᐃᓄᕐᑯᑎᒋᔭᐅᔪᓂᒃ ᖃᐅᔨᒪᑎᑦᑎᓂᖅᓴᐅᔭᓇᐊᖅᑲᖅᓂᖅ ᐊᒻᒪᓗ ᖃᐅᒪᔭᐅᔭᓇᐊᓕᖕᓂᒃ ᐊᐅᓚᑦᑎᕆᖕᓂᖅ.
ᐊᒥᓲᓂᖅᓴᐅᔪᓐᓇᕐᓂᖏᑦ ᐃᓚᐅᔪᓐᓇᖅᑐᑦ ᐊᐅᓛᕈᔾᔨᖅᑕᕐᓂᕐᒥᒃ ᐊᑭᓖᕙᒃᑐᓂᒃ/ᐊᖑᓇᓱᒋᐊᕈᔾᔨᔭᓇᖅᑐᑦᓗᓐᓃᑦ ᑎᑭᑕᐅᓴᕋᐃᓐᓂᖅᓴᐅᓕᕈ ᑎᖕᒥᐊᕐᑲᕐᕕᒃ	2.3, 3.1, 3.2	6.4 ᐃᓄᕐᑯᑎᒋᔭᐅᔪᓂᒃ ᖃᐅᔨᒪᑎᑦᑎᓂᖅᓴᐅᔭᓇᐊᖅᑲᖅᓂᖅ ᐊᒻᒪᓗ ᖃᐅᒪᔭᐅᔭᓇᐊᓕᖕᓂᒃ ᐊᐅᓚᑦᑎᕆᖕᓂᖅ.
ᐅᒥᐊᕐᔪᕐᑲᓲᖑᓕᖅᐸᑦ ᓂᐅᕐᕈᐊᓕᖕᓂᒃ ᐳᓚᕋᑦᑎᓂᒃ ᑮᓇᐅᔭᓕᐅᕈᑕᐅᔪᓐᓇᕐᓂᖏᑦ ᖃᖅᓯᐅᖅᑰᕐᒥ	1.2, 3.1, 3.2, 3.3	6.4 ᐃᓄᕐᑯᑎᒋᔭᐅᔪᓂᒃ ᖃᐅᔨᒪᑎᑦᑎᓂᖅᓴᐅᔭᓇᐊᖅᑲᖅᓂᖅ ᐊᒻᒪᓗ ᖃᐅᒪᔭᐅᔭᓇᐊᓕᖕᓂᒃ ᐊᐅᓚᑦᑎᕆᖕᓂᖅ.

6 ᐊᐅᓚᑦᑎᔨᐅᓂᕐᒧᑦ ᖃᓄᐃᓕᐅᕈᑎᒃᓴᐃᑦ

ᑲᓇᑕᒥ ᐆᒪᔪᓕᕆᔨᒃᑯᑦ ᐃᓚᒋᓗᒋᑦ ᐃᕐᓂᐅᕐᕕᒃᑯᑦ ᐊᐅᓚᑦᑎᔨᐅᖃᑕᐅᓂᕐᒧᑦ ᑲᑎᒪᔨᕇᖏᑦ ᐊᐅᓚᑦᑎᓂᐊᖅᑐᑦ ᐸᕐᓇᐅᑎᓂᒃ ᐊᖏᖅᑕᐅᓚᐅᕐᓗᑎᒃ, ᓯᑕᒪᓂᒃ ᐱᓗᐊᖅᑐᒥᒃ ᐊᐅᓚᑦᑎᓂᕐᒧᑦ ᖃᓄᐃᓕᐅᕈᑎᒃᓴᓂᒃ: 6.1-ᒥ, ᐱᐅᓯᕆᔭᒥᒍᑦ ᓄᓇᒥᐅᑕᓂᒃ ᐊᐅᓚᑦᑎᓂᖅ 6.2-ᒥ ᐆᒪᔪᓕᕆᓂᕐᒥᒃ ᐊᒻᒪᓗ ᐆᒪᔪᖃᕐᕕᐅᕙᖕᓂᖏᓐᓂᒃ ᐊᐅᓚᑦᑎᓂᖅ, 6.3-ᒥ ᓇᐅᑦᑎᖅᑐᐃᔭᖅᑐᕐᕕᐅᖃᑦᑕᓂᖏᑦ ᖃᐅᔨᓴᕐᕕᐅᕙᖕᓂᖏᓪᓗ ᐊᒻᒪᓗ 6.4-ᒥ ᐃᓄᕐᑯᑎᒋᔭᐅᔪᓂᒃ ᖃᐅᔨᒪᑎᑦᑎᓂᖅᓴᐅᔭᕆᐊᖃᕐᓂᖅ ᐊᒻᒪᓗ ᖃᐅᒪᔭᐅᔭᕆᐊᓕᖕᓂᒃ ᐊᐅᓚᑦᑎᕙᖕᓂᖅ. ᑕᒪᒃᑯᐊ ᖃᓄᐃᓕᐅᕈᑎᒃᓴᐃᑦ ᐃᑲᔫᑕᐅᓂᐊᖅᑐᑦ ᐊᖑᒪᔪᓐᓇᕐᓂᕐᒧᑦ ᑕᐅᑐᒐᕆᔭᐅᔪᓂᒃ, ᑐᕌᒐᕆᔭᐅᔪᓂᒃ ᐊᒻᒪᓗ ᐱᔭᕇᖅᑕᐅᔪᒪᔪᓂᒃ ᑖᒃᑯᓂᖓ ᐊᐅᓚᑦᑎᓂᕐᒧᑦ ᐸᓇᐅᑎᓂᒃ, ᐅᔾᔨᖅᑐᑦᑎᐊᕐᓗᑎᒡᓗ ᐊᐅᓚᑎᓂᖏᓐᓂᒃ ᐃᓱᒪᒃᓴᖅᓯᐅᕈᑎᒃᓴᐅᕙᖕᓂᐊᖅᑐᓂᒃ. ᑲᓇᑕᒥ ᐆᒪᔪᓕᕆᔨᒃᑯᑦ ᐊᑐᓕᖅᑎᑦᑎᓂᐊᖅᑐᑦ ᑕᒪᒃᑯᐊ ᖃᓄᐃᓕᐅᕈᑎᒃᓴᓂᒃ ᐊᐅᓚᑦᑎᓂᖏᓐᓂᒃ, ᐊᕐᕋᒍᑕᒪᖅ ᐱᓕᕆᐊᕆᓂᐊᓕᖅᑕᖏᓐᓂᒃ ᑲᒪᒋᔭᐅᓪᓚᐊᖅᑕᕐᓗᑎᒃ, ᐊᑐᕐᓗᑎᒃ ᐊᑐᐃᓐᓇᐅᔪᓐᓇᕐᓂᖏᓐᓂᒃ ᐱᓕᕆᔭᒃᓴᐃᑦ ᐊᒻᒪᓗ ᑮᓇᐅᔭᐃᑦ ᐊᑐᒐᒃᓴᐃᑦ.

6.1 ᐱᐅᓯᑐᖃᕐᒥᒍᑦ ᓄᓇᒥᐅᑕᓂᒃ ᐊᐅᓚᑦᑎᓂᖅ

6.1.1 ᐱᐅᓯᕆᔭᒥᒍᑦ ᐊᒻᒪᓗ ᐃᓄᕐᑯᑎᖏᓄᑦ ᐊᑐᖅᑕᐅᖃᐃᓐᓇᕐᓂᖏᑦ

ᐊᐅᓚᑕᐅᓂᖓ ᐃᑲᑦᑐᐊᕐᒥ ᑎᖕᒥᐊᖃᕐᕕᒃ ᐃᓚᖃᕐᓂᐊᖅᑐᖅ ᓴᐳᓐᓂᐊᖅᑕᐅᓂᖏᓐᓂᒃ ᐃᓄᖃᕐᕕᐅᕙᓚᐅᖅᓯᒪᔪᑐᖃᐃᑦ ᑕᐅᕙᓂ ᐊᒻᒪᓗ ᐃᓕᖅᑯᓯᑐᖃᕐᒥᒍᑦ ᐱᕐᑯᑎᒋᔭᐅᔪᑐᖃᐃᑦ ᐃᓄᖕᓄᑦ *(ᐃᓄᐃᑦ ᐃᑲᔫᓯᐊᒃᓴᖏᓐᓄᑦ ᐊᖏᕈᑎᓃᑐᑦ 2.1.7-ᒥ).* ᑕᒪᒃᑯᐊ ᐃᓚᖃᖅᑐᑦ ᓴᐳᓐᓂᐊᖅᑕᐅᓂᖏᓐᓂᒃ ᐱᑕᖃᐃᓐᓇᕐᑯᓪᓗᒋᑦ ᐃᓄᖃᕐᕕᐅᕙᓚᐅᖅᑐᑐᖃᐃᑦ, ᐱᕐᑯᑎᕕᓂᖃᕐᕕᐅᔪᑦ, ᐊᒻᒪᓗ ᐃᓄᖕᓄᑦ ᐱᒻᒪᕆᐅᓂᖃᖅᑐᑦ ᐃᓕᖅᑯᓯᖏᓐᓄᑦ ᓄᓇᐃᑦ. ᑕᒪᕐᒥᒃ ᐱᓕᕆᐊᕆᔭᐅᔪᑦ ᑎᖕᒥᐊᖃᕐᕕᖕᒥ ᒪᓕᒋᐊᖃᖅᑐᑦ *ᓄᓇᕗᒻᒥ ᐃᓄᖃᕐᕕᐅᕙᓚᐅᕐᓂᖏᓐᓂᒃ ᐊᒻᒪᓗ ᓴᐅᓂᕕᓂᖃᕐᕕᐅᓂᖏᓐᓂᒃ ᒪᓕᒐᑦᑐᑐᕆᔭᐅᔪᓂᒃ, ᐃᓗᓕᖏᓐᓂᑦᑐᓂᓪᓗ ᓄᓇᕗᒻᒥ ᓄᓇᑖᕈᑎᓂᒃ 33-ᒥ.* ᑭᓇᑐᐃᓐᓇᖅ ᐱᔪᓐᓇᐅᑎᓕᒃ ᑕᐅᕙᓂ ᓇᓂᓯᒍᓂ ᖃᐅᔨᒪᔭᐅᙱᑦᑐᓂᒃ ᐃᓄᖃᕐᕕᕕᓂᑐᖃᕐᓂᒃ, ᐱᕐᑯᑎᓂᒃ, ᐱᕐᑯᑎᕕᓂᑐᖃᕐᓂᓪᓗᓐᓃᑦ, ᐊᔾᔨᓕᐅᕆᔭᕆᐊᖅᐳᖅ, ᑎᑎᕋᕐᓗᓂᒡᓗ ᓄᓇᖑᐊᑎᒍᑦ ᓇᓈᓐᓂᖏᑦ. ᑕᒪᒃᑯᐊ ᖃᐅᔨᑎᑦᑎᔾᔪᑎᒃᓴᐃᑦ ᑐᓂᔭᐅᓂᐊᖅᑐᑦ ᓄᓇᕘᑦ ᒐᕙᒪᒃᑯᖏᑦ ᐃᓕᖅᑯᓯᓕᕆᔨᖏᓐᓄᑦ, ᑕᐃᒃᑯᓄᖓᓗ ᐃᓄᐃᑦ ᐱᐅᓯᑐᖃᖏᓐᓂᒃ ᐸᐸᑦᑎᔨᓄᑦ ᐊᒻᒪᓗ ᑐᓐᖓᕕᒃᑯᓐᓄᑦ, ᐊᔪᕐᓇᕈᓃᑐᐊᖅᐸᑦ.

ᐊᐅᓚᑕᐅᓂᖓ ᐃᑲᑦᑐᐊᑉ ᑎᖕᒥᐊᖃᕐᕕᖓᓂ ᐊᑐᕆᐊᖃᖏᓚᖅ ᐃᓄᐃᑦ ᐃᓃᓯᖏᓐᓂᒃ ᐃᓕᖅᑯᓯᖏᓪᓗᓐᓃᑦ ᐊᒃᓱᕈᕐᓇᑐᒃᑰᕈᑕᐅᔪᓐᓇᖅᑐᓂᒃ, ᐊᑐᖅᑕᕈᓐᓇᕐᓂᖏᓐᓂᒃ ᓄᓇᒥᒃ (ᑕᐃᒃᑯᓂᖓᓗ ᐃᓄᖕᓄᑦ ᐱᒻᒪᕆᐅᑎᑕᐅᓂᖏᓐᓂᒃ ᓄᓇᓂᒃ) ᐃᒪᕐᑯᑎᖏᓐᓂᒃ ᐊᒻᒪᓗ ᓄᓇᒥᐅᑕᓂᒃ ᐱᔪᓐᓇᕐᓂᖏᓐᓂᒃ ᑎᖕᒥᐊᖃᕐᕕᖕᒥᒃ (ᐃᓄᐃᑦ ᐃᑲᔫᓯᐊᒃᓴᖏᓐᓄᑦ ᐊᖏᕈᑏᑦ 2.1.4). ᐊᐅᓚᑎᓂᖏᓐᓂ ᑎᖕᒥᐊᖃᕐᕕᖕᒥᒃ, ᓴᐳᓐᓂᐊᕐᒪᑕ, ᐃᑲᔪᖅᓯᐃᑦᑐᑎᓪᓗ ᐊᑐᓕᕐᑯᔨᑦᑐᑎᓪᓗ ᐃᓄᐃᑦ ᑕᐃᒎᓯᑐᖃᖏᓐᓂᒃ ᓄᓇᓂᒃ ᐊᑐᖅᑕᐅᔪᖏᓪᓗ ᐃᓄᐃᑦ ᐅᖃᐅᓯᑐᖃᖏᓐᓂᒃ *(ᐃᓄᐃᑦ ᐃᑲᔫᓯᐊᒃᓴᖏᓐᓄᑦ ᐊᖏᕈᑏᑦ*

2.1.6). ᑲᓇᑕᒥ ᐆᒪᔪᓕᕆᔨᒃᑯᑦ ᐃᕐᓂᐅᕐᕕᒃᑯᓪᓗ ᐊᐅᓚᑦᑎᔨᐅᕐᑲᑕᐅᓂᕐᒧᑦ ᑲᑎᒪᔨᕋᓛᕐᒋᑦ ᑐᑭᓯᓂᐊᕐᑲᑕᕐᓂᐊᖅᑐᑦ ᑐᓐᖓᕕᒃᑯᓐᓂᒃ ᐱᔾᔪᑎᕐᑲᖅᑐᓂᒃ ᐃᓄᕐᑲᕐᕕᐅᕙᓚᐅᖅᑐᑐᕐᑲᐅᔪᓂᒃ, ᐃᓄᖕᓄᓪᓗ ᐱᒻᒪᕆᐅᔪᓂᒃ ᐃᓕᖅᑯᓯᑐᕐᑲᕐᒥᒍᑦ ᓄᓇᓕᕆᓂᕐᒥᒃ, ᕐᑲᐅᔨᒪᔭᐅᓕᖅᑐᓂᒃ ᕐᑲᐅᔨᒋᐊᖅᑕᐅᓚᐅᕐᓂᖏᓐᓂᒃ ᒪᓕᒃᓯᑎᒃ 6.4-ᒥᒃ 6.7-ᒧᑦ *ᐃᓄᐃᑦ ᐃᑲᔫᓯᐊᒃᓴᖏᓄᑦ ᐊᖏᕉᑎᓂᒃ*, ᐱᔭᓇᐊᕐᑲᕌᖓᒥᒃ, ᐊᐅᓚᑦᑎᓂᖏᓐᓂᒃ ᑎᖕᒥᐊᕐᑲᕐᕕᖕᒥᒃ.

ᑲᓇᑕᒥ ᐆᒪᔪᓕᕆᔨᖏᑦ ᐃᕐᓂᐅᕐᕕᒃᑯᓪᓗ ᐊᐅᓚᑦᑎᔨᐅᕐᑲᑕᐅᓂᕐᒧᑦ ᑲᑎᒪᔨᕋᓛᑦ ᓄᓇᒥᒃ ᕐᑲᐅᔨᓴᖅᑕᐅᑎᑦᑎᕙᖕᓂᐊᖅᑐᑦ, ᕐᑲᐅᔨᒪᔪᓂᒃ ᐊᑯᓂ ᐱᓕᕆᐊᕐᑲᓕᓂᐅᔪᓂᒃ ᐊᔪᖏᓐᓂᕐᑲᖅᑐᓂᒃ, ᑎᑎᕋᖅᑕᐅᓂᖏᓐᓂᓪᓗ, ᑐᑭᓯᓂᐊᕈᑕᐅᓂᖏᓐᓄᑦ,ᓴᐳᓐᓂᐊᖅᑕᐅᓂᖏᓄᓪᓗ ᓄᓇᒥᐅᑕᕆᔭᐃᑦ ᑎᖕᒥᐊᕐᑲᕐᕕᖕᒦᑦᑐᑦ. ᑕᒪᒃᑯᐊ ᐃᑲᔪᕐᓂᕐᑲᓂᐊᖅᑐᑦ ᕐᑲᐅᔨᒪᔾᔪᑕᐅᕙᖕᓂᕐᒧᑦ ᐊᐅᓚᑦᑎᓂᖏᓐᓂ ᐃᓱᒪᓕᐅᕈᑕᐅᕐᑲᑕᕆᐊᓕᖕᓄᑦ.

6.1.2 ᐆᒪᔪᕐᑲᕐᕖᑦ ᐱᒻᒪᕆᐅᔪᑦ ᐃᓄᖕᓄᑦ

ᑐᓐᖓᕕᒃᑯᑦ ᐃᓕᑕᕆᔭᐅᑎᑦᑎᓂᐊᖅᑐᑦ ᐆᒪᔪᕐᑲᕐᕕᐅᓂᖏᓐᓂᒃ ᐱᒻᒪᕆᐅᓂᕐᑲᖅᑐᓂᒃ ᐃᓄᖕᓄᑦ ᕐᑲᖅᓴᐅᖅᑑᑉ ᑎᖕᒥᐊᕐᑲᕐᕕᖓᓂᒃ, ᐊᑐᕐᓗᑎᒃ ᐃᓗᓕᖏᓐᓂᒃ 6-ᒥ, ᐃᓄᐃᑦ ᐃᑲᔫᓯᐊᒃᓴᓄᑦ ᐊᖏᕉᑎᓃᑐᓂᒃ, ᑐᓂᔭᐅᕐᑲᑕᕐᑐᑎᓪᓗ ᑲᓇᑕᒥ ᐅᒫᔪᓕᕆᔨᒃᑯᖏᓐᓄᑦ. ᑕᒪᒃᑯᐊ ᐊᐅᓚᑕᐅᖕᓂᐊᖅᑐᑦ ᐱᓕᕆᕐᑲᑎᕐᑲᕐᓗᑎᒃ ᐊᓯᖏᓐᓂᒃ ᐱᓕᕆᕐᑲᑎᒋᔭᐅᕙᖕᒥᔪᓂᒃ ᐊᐅᓚᑦᑎᔨᐅᔪᓐᓇᖅᑎᑕᐅᔪᓂᒃ ᐆᒪᔪᓕᕆᓂᕐᒥᒃ ᐊᒻᒪᓗ ᒪᓕᒃᑕᐅᓗᑎᒃ ᐅᕐᑲᐅᓯᐅᓯᒪᔪᑦ ᐃᓗᓕᖏᓐᓂ 5 ᓄᓇᕗᒻᒥ ᓄᓇᑖᕈᑎᓂ ᐊᖏᕈᑎᓂ (ᐃᓄᐃᑦ ᐃᑲᔫᓯᐊᒃᓴᖏᓐᓄᑦ ᐊᖏᕈᑏᑦ 12.2-ᒥ). ᐊᐅᓚᑦᑎᕙᖕᓂᖏᓐᓂ ᑎᖕᒥᐊᕐᑲᕐᕕᖏᓐᓂᒃ, ᑕᐃᒃᑯᓂᖓᓗ ᓄᓇᓂᒃ ᐆᒪᔪᕐᑲᕐᕕᐅᓂᖏᓐᓂᒃ, ᐱᒻᒪᕆᐅᔪᓂᒃ ᐃᓄᖕᓄᑦ, ᐆᒪᔪᓕᕆᔨᒃᑯᑦ ᐃᒪᓐᓇᐃᓕᐅᕐᑲᑕᕐᓂᐊᖅᑐᑦ:

(1) ᐸᒡᕕᒃᓴᒃᑕᐅᓗᐊᖅᑎᑦᑎᑕᐃᓕᒪᓂᖅ ᐆᒪᔪᓂᒃ ᐊᒻᒪᓗ ᐆᒪᔪᕐᑲᕐᕕᐅᕙᒃᑐᓂᒃ, ᐊᒻᒪᓗ ᕐᑲᓄᐃᓕᔭᐅᑎᑦᑎᑕᐃᓕᒪᐃᓐᓇᕆᐊᕐᓗᑎᒡᓗ, ᐱᑕᕐᑲᕆᐊᕐᑲᒻᒪᕆᒃᑐᓂᒃ, ᕐᑲᓄᐃᖏᑦᑐᓂᒃ ᐆᒪᔪᕐᑯᑎᖏᓐᓂᒃ, ᐊᒥᓱᑦᑎᐊᕐᓂᖏᓐᓂᒡᓗ;

(2) ᑕᒪᐃᓐᓂᒃ ᐱᓇᓱᑦᑎᐊᕐᑲᑦᑕᕐᓗᑎᒃ ᑐᑭᓕᐅᑦᑎᐊᖅᑐᓂᒃ, ᒪᓕᒃᑐᓂᒃ ᒥᓂᔅᑕᐅᑉ ᐊᐅᓚᑦᑎᔨᐅᔪᓐᓇᕐᕕᒋᔭᖏᓐᓂᒃ ᐊᑐᕐᓗᑎᒃ ᑕᐃᒃᑯᓂᖓ ᑲᑎᒪᐅᑕᐅᓯᒪᕙᖕᓂᖏᓐᓂᒃ ᑎᖕᒥᐊᓕᕆᓂᕐᒧᑦ ᒪᓕᒐᓕᐊᖑᓯᒪᔪᓂᒃ ᐊᒻᒪᓗ ᐆᒪᔪᐃᑦ ᐊᒥᓲᖏᓗᐊᓕᕐᓂᖏᓐᓄᑦ ᒪᓕᒐᕆᔭᐅᔪᓂᒃ, ᐃᒃᐱᒍᓱᑦᑎᐊᕆᐊᕐᑲᕐᓂᖏᓐᓄᑦ ᐃᓄᐃᑦ ᐃᓕᕐᑯᓯᐊᒍᑦ ᐆᒪᔪᕐᑲᕐᕕᐅᔪᑦ ᐱᒻᒪᕆᐅᑎᑕᐅᕙᖕᓂᖏᑦ, ᐊᑐᖅᑕᐅᔭᕆᐊᕐᑲᕆᓗᑎᒃ ᕐᑲᓄᐃᑦᑐᑐᐃᓐᓇᐃᑦ ᐃᓄᐃᑦ ᕐᑲᐅᔨᒪᔭᑐᕐᑲᖏᑦ ᑎᑎᕋᖅᓯᒪᔪᑦ, ᕐᑲᐃᑕᐅᓯᒪᔪᓗᓐᓃᑦ ᐃᓄᖕᓂᖕᒎᖅᑐᑦ, ᐃᕐᓂᐅᕐᕕᒃᑯᓂᒡᓗ ᐊᐅᓚᑦᑏᑦ ᑲᑎᒪᔨᕋᓛᖏᓐᓂᖕᒎᖅᑐᑦ, ᐊᓯᖏᓐᓂᖕᒎᖅᑐᓪᓗ ᕐᑲᐅᔨᒪᔪᓂᒃ ᐃᓚᒋᔭᐅᕙᖕᒥᔪᓂᒃ ᕐᑲᐅᔨᒪᓯᑕᕆᔭᐅᕙᒃᑐᓂᒃ;

(3) ᕐᑲᐅᔨᓴᖅᑕᐅᕐᑲᑕᕐᓗᑎᒃ ᐃᓄᕐᑯᑎᒋᔭᐅᔪᓄᑦ ᐃᓱᒪᓘᑕᐅᓂᖏᑦ ᓴᐳᓐᓂᐊᖅᑕᐅᕐᑯᔨᓂᖏᓐᓂᒃ ᐊᐅᓚᑦᑎᕐᑯᔭᐅᓂᖏᓐᓂᒡᓗᓐᓃᑦ ᐆᒪᔪᓂᒃ, ᑎᑎᕋᖅᑕᐅᕐᑲᑕᕐᓗᑎᒡᓗ ᕐᑲᓄᐃᓕᔭᐅᓂᖏᑦ ᑭᐅᔭᐅᓂᖏᓐᓄᑦ ᐅᕝᕙᓘᓐᓃᑦ ᐅᕐᑲᐅᓯᕆᕐᑲᑕᕐᓗᓂᒋᑦ ᐆᒪᔪᕐᓂᒃ ᐊᐅᓚᑦᑎᔨᐅᕙᒃᑐᑦ ᐱᓕᕆᕕᖓᓄᑦ; ᐊᒻᒪᓗ

(4) ᓇᒻᒪᒃᓯᔭᕌᖓᑦ, ᑐᑭᓯᐊᓂᕐᕕᐅᖃᑕᕐᓗᑎᒃ ᐃᓄᐃᑦ ᐃᓱᒪᓘᑕᐅᔪᓂᒃ ᐊᑰᑎᖃᑦᑎᐊᖅᑐᓂᒃ ᐊᕿᐅᒪᑦᑎᐊᖅᑐᓂᒡᓗ ᐊᐅᓚᑦᑎᔭᓇᐊᖃᕐᓂᖏᓐᓂᒃ ᐆᒪᔪᓕᕆᓂᕐᒥᒃ ᐊᒻᒪᓗ ᐆᒪᔪᖃᕐᕕᐅᕙᒃᑐᓂᒃ ᓄᓇᓂᒃ ᑎᖕᒥᐊᖃᕐᕕᖕᒦᑦᑐᓂᒃ.

6.1.3 ᐃᓄᐃᑦ ᑕᐅᕙᓂ ᑕᐃᒎᓯᑐᖃᖏᑦ ᓄᓇᒧᑦ ᐃᒪᕐᓄᓪᓗ

ᐱᔭᒃᓴᖃᖅᑎᑕᐅᕗᑦ ᐊᑖᒍᑦ *ᐃᓄᐃᑦ ᐃᑲᔫᓯᐊᒃᓴᖏᓄᑦ ᐊᖏᕉᑎᑎᒍᑦ (ᑎᑎᖅᑲᖏᓐᓂ 2.1.6-ᒥ)* ᑎᑎᕋᖅᑕᓇᐊᖃᕐᓂᖏᓐᓂᒃ ᐃᓄᖕᓄᑦ ᑕᐅᕙᓂ ᑕᐃᒎᓯᑐᖃᓇᔭᐅᔪᓂᒃ ᓄᓇᒧᑦ ᐃᒪᕐᓄᓗᓐᓃᑦ, ᐊᑐᓕᖅᑎᑕᐅᕙᓪᓕᐊᔭᓇᐊᖃᕐᓂᖏᓐᓄᑦ ᑕᒪᒃᑯᐊ ᐊᐅᓚᑦᑎᔨᐅᓂᖏᓐᓄᑦ ᓴᐳᓐᓂᐊᖅᑕᐅᓯᒪᕝᕕᐅᑎᑕᐅᔪᓂᒃ. ᓄᓇᒧᑦ ᑕᐃᒎᓯᑐᖃᐃᑦ ᑎᑎᕋᖅᑕᐅᓚᐅᖅᓯᒪᔪᑦ ᒪᕐᕈᐃᖅᑕᖅᓱᑎᒃ ᓴᓕᓐᓂ (2006-ᒥᓗ 2012-ᒥᓗ). ᑲᓇᑕᒥ ᐆᒪᔪᓕᕆᔨᖏᑦ ᐃᕐᓂᐅᕐᕕᒃᑯᓪᓗ ᐊᐅᓚᑦᑎᔨᐅᖃᑕᐅᔪᑦ ᐊᑐᓕᖅᑎᑦᑎᕙᓪᓕᐊᓇᓯᐃᓐᓇᕐᓂᐊᕐᒥᔪᑦ ᐊᓯᖏᓐᓂᒃ ᖃᐅᔨᒪᔭᐅᓂᖏᓐᓂᒃ ᑲᑎᖅᓱᖅᑕᐅᓯᒪᔪᓂᒃ ᐊᑐᓕᑎᑕᐅᓂᐊᕐᒪᑕ ᑎᑎᕋᖅᑕᐅᑦᑎᐊᒃᑲᓐᓂᕐᓗᑎᒃ ᖃᐅᔨᒪᔭᐅᖁᔭᐅᓪᓗᒋᑦ ᑕᐃᒃᑯᐊ.

6.2 ᐆᒪᔪᓕᕆᓂᕐᒥᒃ ᐊᒻᒪᓗ ᐆᒪᔪᖃᕐᕕᐅᕙᖕᓂᖏᓐᓂᒃ ᐊᐅᓚᑦᑎᓂᖅ

6.2.1 ᐊᓯᔾᔨᖅᑕᐅᓂᖓ ᐃᓕᑕᕆᔭᐅᓯᒪᔪᖅ ᖃᓄᐃᑦᑑᓂᖓᓂ ᓴᐳᓐᓂᐊᖅᓯᒪᕝᕕᐅᓂᖅ

ᒫᓐᓇᐅᔪᖅ ᑕᒪᓐᓇ ᖃᖅᓴᐅᖅᑑᕐᒥ ᑎᖕᒥᐊᖃᕐᕕᒃ ᓴᐳᓐᓂᐊᖅᑕᐅᓯᒪᓂᖓ ᐊᑰᑎᖃᑦᑎᐊᖅᑐᐊᓘᒐᓗᐊᖅᓯᓂ ᑎᖕᒥᐊᖃᕐᕕᐅᓂᕐᒧᑦ, ᐊᓯᖏᑦᑕᐅᖅ ᐆᒪᔪᐃᑦ ᐊᒥᓲᖏᓗᐊᓕᖅᑐᑦ ᐊᒻᒪᓗ ᐅᒪᔪᐃᑦ ᐃᑲᔪᖅᑕᐅᕚᑦᓕᕈᓐᓇᖅᐳᑦ ᐊᕐᕋᒍᓕᒫᖅ ᓴᐳᓐᓂᐊᖅᑕᐅᔭᓐᓇᖅᓯᙱᕈᑎᒃ. ᑲᓇᑕᓕᒫᒥ ᐆᒪᔪᖃᕐᕕᐅᓕᕈᓂ ᐱᐅᓂᖅᓴᓂᒃ ᓴᐳᓐᓂᐊᖅᑕᐅᓯᒪᓕᕈᓐᓇᕐᒪᑕ ᑕᒪᕐᒥᒃ ᐆᒪᔪᐃᑦ ᐊᒻᒪᓗ ᐃᓄᖕᓄᑦ ᐱᒻᒪᕆᐅᓂᖏᑦ ᓄᓇᐃᑦ, ᐊᒻᒪᓗ ᐊᖑᒪᔪᓐᓇᕐᓂᖅᓴᐅᓕᕈᓐᓇᖅᓱᑎᒃ ᐊᑐᕐᓗᑎᒃ ᐃᓄᐃᑦ *ᐃᑲᔫᓯᐊᒃᓴᖏᓄᑦ ᐊᖏᕈᑎᓂᒃ.* ᒪᓕᒐᖅᐅᕐᒪᑦ ᑎᒃᑯᐊᖅᑕᐅᔭᓐᓇᕐᓂᖏᓐᓄᑦ ᓄᓇᐃᑦ ᑲᓇᑕᓕᒫᒥ ᐆᒪᔪᖃᕐᕕᐅᓂᕐᒧᑦ, ᑕᐃᒪᐃᓕᖓᑦᑎᐊᖅᑐᓂᒃ ᒪᓕᒐᐅᔪᓂᒃ ᒪᓕᒃᓯᒪᑦᑎᐊᖅᐳᑦ ᖃᖅᓴᐅᖅᑑᕐᒥ ᑎᖕᒥᐊᖃᕐᕕᒃ (ᐃᓗᓕᖏᓐᓂᒃ 8-ᒦᑦᑐᓂᒃ).

ᐃᕐᓂᐅᕐᕕᒃᑯᑦ ᐊᐅᓚᑦᑎᔨᐅᖃᑕᐅᔪᑦ ᑲᑎᒪᔨᕐᕌᖏᑦ ᑕᒪᐃᓐᓂᑦᑎᐊᖅ ᐃᑲᔪᖅᓯᐃᕗᑦ ᑎᒃᑯᐊᖅᑕᐅᙵᖁᔭᐅᓂᖏᓐᓂᒃ ᑕᐃᒪᓐᓇ. ᐃᕐᓂᐅᕐᕕᒃᑯᑦ ᑎᑎᕋᖅᓯᒪᓕᖅᑐᑦ ᑲᓇᑕᒥ ᐆᒪᔪᓕᕆᔨᓄᑦ, ᑐᓐᖓᕕᒃᑯᓄᓪᓗ, ᑭᕙᓪᓕᕐᒥᓕ ᐃᓄᐃᑦ ᑲᑐᔾᔨᖃᑎᒌᖏᓐᓄᑦ (ᔪᓚᐃ 06, 2015-ᖑᑎᓪᓗᒍ), ᐱᓪᓚᕆᒃᑯᑦ ᑐᒃᓯᕋᖅᓯᒪᓪᓗᑎᒃ ᑲᓇᑕᒥ ᐆᒪᔪᓕᕆᔨᒃᑯᓐᓂᒃ ᐱᓇᓱᐊᖁᔨᓂᖅ ᐊᑐᖅᑕᐅᙱᕈᓐᓇᖅᑐᓂᒃ ᖃᓄᐃᓕᖓᓂᖓᓂᒃ ᓴᐳᓐᓂᐊᖅᑕᐅᓯᒪᕝᕕᐅᑉ ᐊᓯᔾᔨᖅᑕᐅᖁᓪᓗᒍ. ᐃᓗᓕᖏᑦ *13-ᒦᑦᑐᑦ ᐃᓄᐃᑦ ᐃᑲᔫᓯᐊᒃᓴᖏᓄᑦ ᐊᖏᕉᑎᑎᒍᑦ* ᐅᓂᒃᑳᖅᓯᒪᑦᑎᐊᖅᑐᑦ ᖃᓄᐃᓕᐅᕆᐊᖃᕐᓂᖏᓐᓂᒃ, ᒪᑯᓂᖓᓗ ᐃᓚᖃᖅᓱᑎᒃ, (ᑕᒪᒃᑯᓂᖓᑑᖏᒻᒥᔪᖅ) ᖃᐅᔨᒪᑎᑦᑎᔭᕆᐊᖃᕐᓂᖏᓐᓂᒃ, ᑐᑭᓯᓂᐊᕐᕕᖃᕆᐊᖃᕐᓂᖏᓐᓂᒡᓗ ᑐᓐᖓᕕᒃᑯᓐᓂᒃ, ᑭᕙᓪᓕᕐᒥ ᐃᓄᐃᑦ ᑲᑐᔾᔨᖃᑎᒌᖏᓐᓂᒃ, ᐊᒃᑐᖅᑕᐅᓯᒪᖃᑕᐅᓂᐊᖅᑐᓂᒃ ᓄᓇᓕᖕᓂ, ᐃᕐᓂᐅᕐᕕᒃᑯᓪᓗ ᐊᐅᓚᑦᑎᔨᐅᖃᑕᐅᓂᕐᒧᑦ ᑲᑎᒪᔨᕐᕌᖏᑦ, ᐃᓚᒋᔭᐅᓂᐊᖅᓱᑎᒡᓗ ᓴᕿᑎᑕᐅᓂᐊᖅᑐᑦ ᖃᐅᔨᓴᖅᑎᒃᓴᐃᑦ ᑎᒥᖁᑎᖏᑦ

ᐃᓱᒪᒃᓴᖅᓯᐅᕈᑎᕐᑲᕐᓂᐊᖅᑐᑦ ᐃᓕᑕᕆᔭᐅᓯᒪᓂᖓᓂᒃ ᐊᓯᔾᔨᖅᑕᐅᕐᑯᔭᐅᓂᖓᓂᒃ. ᑭᒡᓕᕐᑲᕐᕕᐅᓂᖏᑦᑕᐅᖅ ᐊᓯᔾᔨᖅᑕᐅᓂᐊᕐᒪᖔᑕ ᐅᕐᑲᐅᓯᐅᕙᓐᓇᓇᒍᑦ ᑲᒪᒋᔭᐅᓂᖓᓂ.

6.2.2 ᐊᒥᓲᓗᐊᓕᕐᓂᖏᑦ ᑲᖑᐃᑦ

ᐊᒥᓲᓗᐊᖅᑐᒻᒪᕆᐊᓘᓕᕐᓂᖏᑦ, ᓇᒧᑎᒋᓗ, ᐊᕙᑎᒥᒡᓗ ᐊᒃᑐᖅᓯᕙᓪᓕᐊᓂᖏᑦ ᑲᖑᐃᑦ ᓂᕐᑭᒃᓴᖅᓯᐅᓗᐊᕐᑲᑕᓕᕐᓂᖏᑦ ᐃᓗᐊᓂ ᕐᑲᖅᓴᐅᖅᑑᑉ ᑎᖕᒥᐊᕐᑲᕐᕕᖓᓂ ᓱᓕ ᑐᑭᓯᐅᒪᔭᐅᑦᑎᐊᖏᓚᑦ, ᑭᓯᐊᓂ ᐆᒪᔪᓕᕆᔨᒃᑯᑦ ᑕᒪᐃᓐᓂᒃ ᐃᓱᒪᒃᓴᖅᓯᐅᕈᑎᕐᑲᕐᓂᐊᖅᑐᑦ ᐊᐅᓚᑕᐅᓇᓐᓇᕐᓂᖏᓐᓂᒃ ᕐᑲᓄᐃᓕᖓᓕᕈᓐᓇᕐᓂᖏᓐᓂᒃ, ᐊᒻᒪᓗ ᐊᑐᖅᑕᐅᓇᓐᓇᖅᑐᓂᒃ ᕐᑲᓄᐃᓕᐅᕈᑎᒃᓴᐅᓂᕐᒧᑦ. ᑲᖑᐃᑦ ᐊᒥᓲᓗᐊᓕᕐᒪᑕ ᕐᑲᐅᔨᓴᖅᑕᐅᓯᒪᔪᓂᒡᓗ ᑎᑎᕋᖅᓯᒪᓕᖅᑐᑦ ᐊᒃᑐᖅᑕᐅᓕᕐᓂᖏᑦ ᓄᓇᖏᑦ ᑎᖕᒥᐊᕐᑲᕐᕕᖕᒥ, ᕐᑲᓂᒋᔭᖏᓐᓂ ᑲᖑᕐᑲᕐᕕᐅᔪᓂ (ᑳᑐ, ᐱᓕᓇᕐᑲᑎᖏᓪᓗ-Carter, et al., 2018; Fᐋᓐᑏᓐ ᐊᒻᒪᓗ ᒫᓗᕆ-Fontaine and Mallory, 2011). ᐃᓱᒪᖅᓲᑕᐅᓗᑎᒃ ᕐᑲᖑᖅᓯᐅᕕᐅᔪᓐᓇᖅᓯᓯᒪᕗᑦ ᑲᓇᑕᒥᓗ ᐊᒥᐊᓕᑲᒥᐅᓂᓗ ᓄᓈᓗᐊᑕ ᕐᑭᑎᖅᐸᓯᐊᓂ ᑲᖑᐃᕐ, ᑕᐃᒪᖓᑦ 1999. ᑲᖑᖅᑕᐅᕐᑲᑕᕐᓂᖏᑦ ᐊᒥᓱᕈᖅᓯᒪᒐᐊᖅᓱᑎᒃ, ᑲᖑᐃᑦ ᐊᒥᓲᕈᖅᐸᓪᓕᐊᖏᓐᓇᑐᐃᓐᓇᓇᑎᕗᑦ, ᐊᒥᓲᖏᓂᖅᓴᐅᕙᓕᖅᓱᑎᒃ ᑲᖑᖅᑕᐅᕙᓐᓂᖏᑦ ᑕᒪᐃᓐᓂᒃ. ᑕᐃᒪᐃᑲᓗᐊᖅᑎᓪᓗᒍ, ᑯᖑᐃᑦ ᒪᓐᓂᐅᕋᑖᓚᐅᕐᓂᖏᑦ ᐱᕈᐊᓂᒃᓯᒪᖏᓂᖅᓴᐅᕙᓕᕐᒥᔪᑦ, ᑲᖑᐃᑦ ᐊᒥᓱᕈᖅᐸᓪᓕᐊᒐᓗᐊᖅᑎᓪᓗᒋᑦ, ᐊᒥᓲᓂᖏᓪᓗ ᓇᓕᒧᑮᒃᐸᓪᓕᐊᔾᔨᒥᓕᖅᑐᑦ ᐃᖕᒥᒍᑦ ᒫᓐᓇᓛᖑᓯᒪᓕᖅᑐᖅ ᐊᕐᕋᒍᓂᒃ (Ross, et al., 2017).

ᐃᕐᓂᐅᕐᕕᒃᑯᑦ ᐊᐅᓚᑦᑎᔨᐅᕐᑲᑕᐅᒧᑦ ᐃᑲᔪᖅᓱᐃᓯᒪᔪᑦ ᐊᒥᓱᒐᓴᖕᓂᒃ ᕐᑲᓄᐃᓕᐅᕈᑕᐅᓇᓱᒃᑐᓂᒃ ᐊᒥᓱᕈᓇᐊᕈᑕᐅᕐᑯᔨᓂᖏᓐᓂᒃ ᑲᖑᖅᑕᐅᕐᑲᑕᕐᓂᖏᓐᓂᒃ. ᑕᒪᑯᓂᖓ ᐃᓚᕐᑲᖅᐳᑦ ᐊᑐᓕᖅᑎᑦᑎᕙᓕᐊᓇᓱᖕᓂᖅ ᑲᖅᓯᐅᕐᑲᑕᕐᑯᔨᓂᕐᒥᒃ, ᓄᓇᓕᖕᓂᓗ ᓄᓇᓕᖓᑕ ᓯᓚᑖᓄᑦ ᐊᐃᑦᑐᐃᕐᑲᑕᕈᓐᓴᕐᓂᖏᓐᓂᒃ, ᐊᖑᓇᓱᒋᐊᕈᕐᐱᕐᑲᑕᕐᓂᖏᓐᓂᒃ ᐊᒻᒪᓗ ᑮᓇᐅᔭᓕᐅᕈᑕᐅᔪᓐᓇᕐᓂᖏᓐᓂᒃ (Carter, et al., 2018). ᑭᓯᐊᓂᑕᐅᖅ, ᐃᕐᓂᐅᕐᕕᒃᑯᑦ ᐃᓕᑕᖅᓯᓯᒪᒋᔪᑦ [illegible]

6.2.3 ᒥᑎᖃᖕᓈᑦ

ᐱᔾᔪᑕᐅᖃᑦᑕᕈᓐᓇᖅᑐᑦ ᑕᒫᒃᑯᐊ ᓲᕐᓗ ᓄᕙᓂᐊᓘᔾᔫᕐᓂᕐᒧᑦ ᐋᓐᓂᐊᕐᓂᕐᒧᑦ ᑎᑭᑕᐅᕚᖕᓂᖅ, ᓇᓄᐃᑦ ᓂᕿᓴᖅᓯᐅᖕᕕᕆᕚᒃᑕᖕᕆᑦ, ᐊᖑᓇᓱᒃᑕᐅᑎᕆᕚᖕᕆᑦ, ᓯᓚ, ᓱᕈᕐᓇᖅᑐᓖᑦ, ᐊᕙᑎᖕᕆᑦ ᓂᕿᒃᓴᖃᖕᕕᐅᔪᓐᓇᕐᓂᖕᕆᓪᓗ ᑲᔪᓯᔪᒥᒃ ᓯᕗᓪᓕᐅᑎᑕᐅᔭᕆᐊᖃᖅᑐᑦ ᖃᐅᔨᓴᖅᑕᐅᕙᓪᓕᐊᓂᖕᕆᓐᓂ ᐊᒻᒪᓗ ᓇᐅᑦᑎᖅᑐᖅᑕᐅᔭᖅᑐᖄᖕᒐᒥᒃ ᒥᑏᑦ. ᑕᒫᒃᑯᐊ ᐱᔾᔪᑕᐅᕙᖕᕆᓂᖕᕆᑦ ᐱᒻᒪᕆᐅᓗᖕᓂᒃ ᐊᐅᓚᑦᑎᓂᕐᒧᑦ ᖃᓄᐃᓕᖕᒐᓕᕈᑕᐅᔪᓐᓇᕐᓂᒪᑕ ᒥᑏᑦ ᐊᒥᓲᓂᖕᕆᓐᓄᑦ, ᑕᒪᐃᓐᓂᒃ ᑎᖕᒥᐊᖃᖕᕕᖕᓂ ᐊᒻᒪᓗ ᓇᓂᑐᐃᓐᓇᖅ ᐅᑭᐅᖅᑕᖅᑑᓂᕐᒥ. (Dey, et al., 2018; Iverson, 2015; Provencher, et al., 2014). ᐊᖕᕆᓂᖅᐸᑦᑎᐊᕆᔭᐅᓪᓗᑎᒃ ᐊᑕᐅᓯᐅᔾᔪᑦ ᑎᖕᒥᐊᖃᖕᕕᐅᓂᖕᕆᑦ ᑲᓇᑕᐅᑉ ᐅᑭᐅᖅᑕᖅᑐᖅᐸᓯᐅᓂᖕᒐᓂ, ᐊᑯᓂᐊᔾᔪᓪᓗ ᑐᖕᒐᔪᒥᒃ ᐊᑐᒐᒃᓴᖃᖅᓱᑎᒃ ᖃᐅᔨᓴᖕᕕᖕᒥ ᑕᐃᑲᓂ, ᕿᑭᖅᑕᑯᓗᖕᒥᒃ ᐱᕕᒃᓴᖃᑦᑎᐊᖅᑐᐊᓘᕗᑦ ᖃᐅᔨᓴᖃᑦᑕᕈᓐᓇᕐᓂᖅ ᐊᒥᓱᓂᒃ ᐊᔾᔨᒌᖕᕆᑦᑐᑎᐅᔾᔪᓂᒃ ᐱᔾᔪᑕᐅᔾᔪᓐᓇᖅᑐᓂᒃ ᒥᑏᑦ ᐊᒥᓲᓂᖕᕆᓐᓄᒃ ᐊᒃᑐᖅᓯᔾᔪᓐᓇᕐᓂᖅ.

6.2.4 ᐆᒪᔪᐃᑦ ᐊᒥᓲᖕᕆᓗᐊᓕᕐᓂᖕᕆᑦ

ᖃᖓᑐᐃᓐᓇᖅ ᐆᒪᔪᐃᑦ ᐃᓕᑕᕆᔭᐅᔭᕌᖓᑕ ᒪᓕᒐᖅᑎᒍᑦ ᐊᒥᓲᖕᕆᓗᐊᓕᕐᓂᕋᖅᑕᐅᓂᕐᒧᑦ, ᐊᑐᕐᓗᑎᒃ *ᐆᒪᔪᐃᑦ ᐊᒥᓲᖕᕆᓗᐊᓕᕐᓂᖕᕆᓐᓄᑦ ᒪᓕᒐᕐᓂᒃ*, ᐊᒥᓱᕈᖅᓯᐊᕆᔭᐅᓂᖕᕆᓐᓄᑦ ᖃᓄᐃᓕᐅᕈᑎᒃᓴᓂᒃᑕᐅᓯᒪᖃᑦᑕᕆᐊᖃᖅᐳᑦ (ᓇᓗᓇᐃᖅᑕᐅᓯᒪᓕᖅᑐᓂᒃ ᐆᒪᔪᐃᑦ 'ᓄᖑᓕᒑᓕᕐᓂᕐᒥᒃ' ᐅᕝᕙᓗᓐᓃᑦ 'ᐅᓗᕆᐊᓇᖅᑑᓂᕐᒥᒃ') ᐅᕝᕙᓗᓐᓃᑦ ᐊᐅᓚᑦᑎᓂᕐᒧᑦ ᐸᕐᓇᐅᑎᓂ ᐅᖃᐅᓯᐅᓯᒪᔪᑎᒃ (ᐆᒪᔪᓂᒃ ᑕᐃᔭᐅᓕᖅᑐᓂᒃ 'ᐊᔾᔨᐅᖕᕆᑦᑐᒥᒃ ᐃᓱᒪᑑᑕᐅᓂᕐᒥᒃ') ᑐᕋᖕᒐᓂᐊᖅᑐᓂᒃ ᐊᒥᓱᕈᖅᓲᓂᕐᒧᑦ ᖃᓄᐃᓕᐅᕈᑎᒃᓴᖃᕆᐊᖃᕐᓂᖕᕆᓐᓄᑦ ᑕᒫᒃᑯᐊ. ᑕᒫᒃᑯᐊ ᑎᑎᕋᖅᓯᒪᓂᐊᖅᑐᑦ ᐅᓂᒃᑳᕐᓂᐊᖅᑐᑦ ᓇᓖᖃᑦᑕᕐᓂᖕᕆᓐᓂᒃ ᐆᒪᔪᐃᑦ ᐱᑕᖃᐃᓐᓇᕈᓐᓇᕐᓂᐊᕐᒪᑕ.

ᖃᐅᔨᒪᔭᐅᓂᖕᕆᑦ ᓇᔪᒐᕆᕚᒃᑕᖕᕆᑦ ᓇᒦᕝᕕᕆᕚᒃᑕᖕᕆᑦ ᐆᒪᔪᐃᑦ ᐊᒥᓲᔪᓐᓃᖅᑐᑦ ᖃᖅᓴᐅᖅᑰᕐᒥ ᑎᖕᒥᐊᖃᖕᕕᖕᒥ ᐃᑲᔪᕐᓂᖃᖅᑐᑦ ᓴᓇᔭᐅᔪᓐᓇᕐᓂᖕᕆᓐᓄᑦ ᐊᑐᓕᖅᑎᑕᐅᔪᓐᓇᕐᓂᖕᕆᓄᓪᓗ ᐊᒥᓱᕈᖅᓲᕐᓯᐊᕈᑎᒃᓴᐅᓂᕐᒧᑦ ᑎᑎᖃᖁᑎᕆᔭᐅᓂᐊᖅᑐᑦ. ᑎᖕᒥᐊᖃᖕᕕᖕᒦᓐᓂᖕᕆᑦ ᓴᐳᓐᓂᐊᖅᑕᐅᓯᒪᓂᐊᖅᑐᑦ ᐆᒪᔪᐃᑦ ᐱᑕᖃᐃᓐᓇᓇᐃᓖᑦ ᐊᒻᒪᓗ ᐊᒥᓱᕈᖅᓯᐊᓇᔭᐅᓗᑎᒃ ᓈᒻᒪᖕᓂᐊᖅᑐᓄᑦ. ᐊᓯᔾᔨᖅᑕᐅᒍᓂ ᐃᓕᑕᕆᔭᐅᓯᒪᓂᖅ ᖃᖅᓴᐅᖅᑰᑉ ᑎᖕᒥᐊᖃᖕᕕᖅ ᑕᐃᑯᓄᖅ ᑲᓇᑕᓕᒫᒥ ᐆᒪᔪᖃᖕᕕᐅᓂᕐᒧᑦ (ᑎᑎᕋᖅᓯᒪᔪᓂ 8-ᒥ) ᐃᑲᔪᕐᓂᖃᕐᓂᐊᖅᑐᑦ ᐊᕐᕌᒍᓕᒫᖑᓂᖅᓴᖅ ᓴᐳᓐᓂᐊᖅᑕᐅᓯᒪᔪᓐᓇᕐᓂᖕᕆᓐᓄᑦ ᑕᒪᕐᒥᒃ ᐆᒪᔪᐃᑦ (ᐱᓗᐊᖅᑐᒥᒃ ᑎᖕᒥᐊᖑᖕᕆᑦᑐᑦ ᐆᒪᔪᐃᑦ ᐊᒥᓲᖕᕆᓗᐊᓕᖅᑐᑦ; ᐊᕕᒃᑐᖅᓯᒪᔪᓂᒃ ᑕᑯᑎᑦᑎᔾᔪᑦ 4).

6.2.5 ᑕᒫᓂᕐᒥᐅᑕᑐᖃᐅᓐᖕᕆᑦᑐᑦ ᐆᒪᔪᐃᑦ/ᖁᐸᕐᕈᐃᓪᓗᓐᓃᑦ ᐱᕈᖅᑐᓪᓗᓐᓃᑦ ᐱᑕᖃᕐᓂᖕᕆᑦ

ᑕᑯᔭᐅᔪᖅᓯᒪᖕᕆᓚᖅ ᑕᒪᑯᓂᖕᒐ ᑎᑎᖃᖅᑲᖕᕆᓚᕐᓗ ᐅᓂᒃᑳᓕᐊᕆᔭᐅᓯᒪᔪᓂᒃ ᑕᒫᓂᕐᒥᐅᑕᑐᖃᐅᖕᕆᑦᑐᓂᒃ (ᐱᑕᖃᓕᕈᓐᓇᖅᑐᓂᒃ) ᓄᖑᑎᕆᔪᓐᓇᖅᑐᓂᒡᓗᓐᓃᑦ ᐊᓯᒥᓂᒃ ᐃᓱᒪᑑᑕᐅᔪᓂᒃ ᑎᖕᒥᐊᖃᖕᕕᐅᑉ ᑭᒡᓕᖃᖕᕕᖓᓂ. ᓯᓚ ᐊᓯᔾᔨᖅᐸᓪᓕᐊᓂᖕᕆᓐᓂ ᐅᑭᐅᖅᑕᖅᑐᒥ ᓄᓇᖕᕆᑦ, ᓄᓇᒥᐅᑕᖕᕆᓪᓗ, ᐊᕙᑎᒥᐅᑕᖕᕆᓪᓗ ᐱᔪᓐᓇᐅᑕᐅᕙᓪᓕᐊᓗᑎᒃ ᐃᓄᐃᑦ

ᐱᓕᕆᔪᓐᓇᕐᓂᖏᓐᓄᑦ, ᐆᒪᔪᐃᑦ ᑎᑭᑦᑐᓐᓇᕐᓂᖏᑦ ᐱᑕᖃᓕᕈᓐᓇᕐᓂᖏᑦ ᐊᒥᓱᕈᖅᐸᓕᐊᓂᐊᖅᑐᒃᓴᐅᕗᑦ. ᑲᓇᑕᒥ ᐅᒪᔪᓕᕆᔩᑦ, ᑐᑭᓯᓂᐊᕐᕕᖃᖅᓯᑎᒃ ᐃᕐᓂᐅᕐᕕᒃᑯᓐᓂᒃ ᐊᐅᓚᑦᑎᔨᐅᖃᑕᐅᔪᓂᒃ, ᖃᓄᐃᓕᐅᕈᑎᒃᓴᖏᓐᓂᒃ ᐸᕐᓇᐅᓯᐅᖅᓯᒪᓂᐊᖅᑐᑦ ᓇᐅᑦᑎᖅᑐᖅᑕᐅᕙᖕᓂᖏᓐᓂ ᖃᐅᔨᓴᐅᔪᖃᖅᐸᑦ ᑕᒫᓂᕐᒥᐅᑕᒃᓴᔭᑐᖃᐅᖏᑦᑐᓂᒃ ᑎᑭᑕᐅᔪᒪᖃᕐᓂᖅ.

6.2.6 ᐊᖑᓇᓱᒃᐸᖕᓂᖅ

ᐃᕐᓂᐅᕐᕕᒃᑯᑦ ᐊᐅᓚᑦᑎᔨᐅᖃᑕᐅᔪᑦ ᐃᓕᑕᖅᓯᓯᒪᕗᑦ ᐱᒻᒪᕆᐅᓂᖓᓂᒃ ᐊᖑᓇᓱᒃᐸᖕᓂᖅ, ᐃᓄᖕᓄᑦ ᓂᕿᒃᓴᓄᑦ, ᐃᓅᔾᔪᑎᒃᓴᐅᓂᕐᒧᑦ, ᓄᓇᒧᖕᒐᐅᖅᑕᕐᓂᖏᓐᓄᓪᓗ ᐃᓄᐃᑦ. ᑕᒪᒃᑯᐊ ᐃᓱᒪᒋᓪᓗᒍ, ᐊᐅᓚᑦᑎᔨᐅᖃᑕᐅᔪᑦ ᓄᓇᓕᖕᓂ ᖃᐅᔨᒪᑎᑦᑎᓂᖅᓴᐅᖃᑕᕐᓂᐊᖅᑐᑦ ᐊᑐᖅᑕᐅᔪᓐᓇᖅᑐᓂᒃ ᐱᓕᕆᐊᖑᔪᓐᓇᕐᓂᖅ ᑎᖕᒥᐊᖃᕐᕕᖕᒥ (ᑎᑎᕋᖅᓯᒪᔭᖏᓐᓂ 7.1-ᒦᑦᑐᑦ) ᐃᑲᔪᖅᓱᐃᓂᖏᓐᓄᑦ ᑕᐃᔅᓱᒪᓂᐅᔪᖅ ᒫᓐᓇᐅᔪᕐᓗ ᓱᓕ ᐃᓄᐃᑦ ᐱᔪᓐᓇᐅᑎᖃᕐᓂᖏᓐᓂᒃ ᓱᕋᐃᔭᐅᖃᑦᑕᖅᓯᒪᓂᖏᓐᓂᒃ. ᐊᐅᓚᑦᑎᔪᑦ ᖃᖅᓴᐅᖅᑑᑉ ᑎᖕᒥᐊᖃᕐᕕᖓᓂ ᒪᓕᖕᓂᐊᖅᑐᑦ ᒪᓕᒐᖏᓐᓂᒃ ᐃᓄᐃᑦ ᐱᔪᓐᓇᐅᑎᖃᕐᕕᕆᔭᖏᓐᓂᒃ ᐊᖑᓇᓱᒍᓐᓇᖅᑕᕐᓂᖏᓐᓂᒃ ᒪᓕᒐᕐᓂᒃ *ᓄᓇᕘᒥ ᓄᓇᑖᕈᑎᓄᑦ ᐊᖏᕈᑎᖏᓃᑦᑐᓂᒃ, ᐱᔾᔪᑎᖃᖅᑐᑦ ᐃᓄᐃᑦ ᐊᒃᑐᖅᑕᐅᓯᒪᓂᖏᓐᓄᑦ ᐃᑲᔫᓯᐊᖅᑖᕈᑎᒃᓴᖏᓐᓂᒃ ᑎᑎᕋᖅᓯᒪᔪᓂᒃ 2.1.5-ᖓᓂ*. ᐊᐅᓚᑕᐅᓂᖏᑦ ᐃᓄᐃᑦ ᑎᖕᒥᐊᖅᓯᐅᖃᑕᕈᓐᓇᕐᓂᖏᑦ, ᐊᓯᖏᓐᓂᒡᓗ ᑎᖕᒥᐊᕐᓂᒃ ᓂᕿᒃᓴᕆᔭᐅᕙᖕᒥᔪᓂᒃ, ᒪᓕᖕᓂᐊᕐᒥᔪᑦ *ᓄᓇᕘᒥ ᓄᓇᑖᕈᑎᓄᑦ ᐊᖏᕈᑎᓂᒃ, ᐃᓄᐃᑦ ᐊᒃᑐᖅᑕᐅᓯᒪᓂᖏᓐᓄᑦ ᐃᑲᔫᓯᐊᖅᑖᕈᑎᒃᓴᖏᓐᓂᒃ ᑎᑎᕋᖅᓯᒪᔪᓂᒃ, ᑲᑎᒪᐅᑕᐅᕙᖕᓂᖏᓄᑦ ᑎᖕᒥᐊᓕᕆᓂᕐᒧᑦ ᒪᓕᒐᐃ MBCA-ᓂᒃ ᑕᒪᒃᑯᓄᖓ ᐃᓚᒋᔭᐅᓂᖏᓐᓂᒃ ᒪᓕᒐᓪᓗᑐᕆᔭᐅᔪᓂᒃ*.

6.2.7 ᑎᖕᒥᓲᑦ ᐃᖏᕐᕋᕙᖕᓂᖏᑦ ᑕᐅᕙᓂ

ᐊᕐᕋᒎᑉ ᐃᓚᐃᓇᖓᓂ, (ᓲᕐ ᑎᖕᒥᐊᖃᕐᓂᕐᒥ), ᑎᖕᒥᓲᖃᕈᓐᓇᕐᓂᖏᑦ ᖁᓚᐅᑦᑎᕙᒃᑐᑦ ᖃᖅᓴᐅᖅᑑᑉ ᑎᖕᒥᐊᖃᕐᕕᖓᓂᒃ ᐊᐅᓚᑕᐅᓂᐊᖅᑐᑦ ᖃᓂᒡᓕᑦᑕᐃᓕᒪᔭᕆᐊᖃᕐᓂᖅ ᐊᒻᒪᓗ ᑎᖕᒥᓲᖃᖅᑕᐃᓕᒪᔭᕆᐊᖃᕐᓂᖅ ᐊᒃᑐᖅᑕᐅᓴᕋᐃᓐᓂᖏᓐᓂ ᓄᓇᓂ ᐊᒻᒪᓗ ᐊᒃᑐᖅᑕᐅᓴᕋᐃᑦᑐᒦᓐᓂᖏᓐᓂ ᑎᖕᒥᐊᑦ (ᓲᕐᓗ ᑎᑭᑉᐸᓪᓕᐊᓕᓵᕐᓂᖏᓐᓂᒃ, ᐅᓪᓗᖃᓕᖅᑎᓪᓗᒋᑦ, ᐊᒻᒪᓗ ᑎᖏᔪᓐᓇᐃᓕᓯᒪᓂᖏᓐᓂ ᐃᓇᓴᕐᓂᕐᒧᑦ). ᐱᓗᐊᖅᑐᒥᒃ, ᑎᖕᒥᓲᓕᕆᔩᑦ ᐃᒪᓐᓇᐅᓕᖓᕙᖕᓂᐊᖅᑐᑦ:

1) ᖁᓚᐅᑦᑎᓂᖏᓐᓂ ᐊᑦᑎᓛᕐᒥᒃ ᖃᖓᑕᔪᓐᓇᕐᓂᐊᖅᑐᑦ 650 m ᒦᑕᓕᖕᓂᒃ (2,100 Fᐄᑦᓂᒃ.);
2) ᖃᖓᑕᕐᕕᒋᓂᐊᖅᑕᖏᓐᓂᒃ ᓇᐅᑰᕐᕕᒋᓂᐊᖅᑕᖏᑦ ᖃᓂᒡᓕᑦᑕᐃᓕᒪᓂᐊᖅᑐᑦ ᖃᐅᔨᒪᔭᐅᔪᓂ ᐱᑕᖃᕐᕕᐅᔪᓂ ᑎᖕᒥᐊᕐᓂᒃ (ᑎᖕᒥᐊᖃᕐᕕᖕᓂᒃ, ᑎᖏᔪᓐᓇᐃᓕᓯᒪᓂᖏᓐᓂᒃ ᓇᔪᖅᑕᖏᑦ ᐃᓇᓴᖅᓯᒪᓂᖏᓐᓂ), ᑕᒫᓂ ᐅᖓᓯᖕᓂᖃᕆᐊᖅᓯᑎᒃ 1.5 km ᑭᓛᒥᑕᓂᒃ;
3) ᖃᓂᒡᓕᔭᐅᑕᐃᓕᒪᔪᓐᓇᖕᒋᑯᑎᒃ, ᖁᓚᐅᑦᑎᓯᒪᔭᕆᐊᖃᖅᑐᑦ ᐊᑦᑎᓛᖑᔪᓐᓇᕐᓂᕐᒥᒃ 1,100 m ᒦᑕᓂᒃ (3,500 Fᐄᑦᓂᒃ) ᖃᐅᔨᒪᔭᐅᓂᖏᓐᓂ ᓄᓇᐃᑦ ᑎᖕᒥᐊᖃᕐᕕᐅᔪᑦ; ᐊᒻᒪᓗ
4) ᕿᑲᕐᕕᒋᕙᑕᖏᓪᓗᓐᓃᑦ ᓂᕿᒃᓴᖅᓯᐅᕐᕕᒋᕙᒃᑕᖏᓪᓗᓐᓃᑦ ᓯᒡᔭᖅᐸᓯᐅᓂᕐᒦᓲᖑᔪᑦ ᑎᖕᒥᐊᑦᑕᐅᖅ ᑎᑭᑕᐅᑦᑕᐃᓕᒪᓗᑎᒃ ᐊᒻᒪᓗ ᑕᕆᐅᕐᒦᓲᖑᔪᑦ ᒥᑏᑦ, ᐅᐱᕐᖔᖑᓂᖓᓂ ᐊᒻᒪᓗ ᐅᑭᐊᒃᓵᖑᓂᖓᓂ, ᐅᖓᓯᒃᑎᒋᔪᓃᓪᓗᑎᒃ ᐱᖓᓱᓂᒃ 3 km ᑭᓛᒥᑕᓂᒃ.

ᑐᖓᕕᐅᓗᑎᒃ ᓱᓇᓕᕆᓂᖏᑦ ᑕᒪᒃᑯᐊ ᐱᓕᕆᓂᖏᓐᓂᒃ, ᑕᒪᒃᑯᐊ ᐊᑦᑎᖕᓂᖅᐹᖑᔪᓐᓇᖅᑎᑕᐅᔪᑦ ᖁᓚᐅᑦᑎᔪᓐᓇᕐᓂᕐᒥᒃ ᐊᔪᕈᓐᓇᓲᖑᒋᕗᑦ ᐃᓵᓂᒃᑯᑦ (ᓲᕐᓗ ᐆᒪᔪᓕᕆᓂᕐᒥᒃ ᓈᓴᐃᓂᖏᓐᓂ) ᐊᒻᒪᓗ ᐃᓱᒪᒃᓴᖅᓯᐅᕈᑕᐅᕙᖕᓂᐊᖅᑐᑦ ᐱᔪᓐᓇᐅᑎᖃᕆᐊᖃᕐᓂᐊᖅᑐᓂᒃ ᐱᓕᕆᐊᖃᓕᕈᑎᒃ.

6.2.8 ᑕᓇᐅᕐᒥ ᐅᒥᐊᖅᑐᕐᓂᖅ/ᐅᒥᐊᕐᔪᐊᖃᕐᓂᖅ

ᑲᓇᑕᒥ ᐆᒪᔪᓕᕆᔨᒃᑯᑦ ᐃᕐᓂᐅᕐᕕᒃᑯᓪᓗ ᐊᐅᓚᑦᑎᔨᐅᖃᑕᐅᔪᑦ ᐊᐅᓚᑦᑎᔨᐅᕗᑦ ᑕᓇᐅᕐᒥ ᐆᒪᔪᖃᕐᕕᐅᓂᖏᓐᓂᒃ ᐃᑲᑦᑐᐊᕐᒥ ᑎᖕᒥᐊᖃᕐᕕᖕᒥ, ᑐᑭᓯᓂᐊᕐᕕᐅᖃᑕᕐᓂᐊᖅᑐᑦ ᑕᒪᒃᑯᐊ ᑲᓇᑕᒥ, ᑲᓇᑕᐅᑉ ᐅᑭᐅᖅᑕᖅᑑᓂᖓᑕ ᐊᕕᒃᑐᖅᓯᒪᓂᖏᓐᓂᒃ, ᐊᒻᒪᓗ ᓄᓇᓕᖕᓂ ᒐᕙᒪᐅᔪᓂᒃ ᐊᒻᒪᓗ ᐱᓕᕆᕕᐅᕙᒃᑐᓂᒃ, ᐊᒻᒪᓗ ᓄᓇᓕᖕᓂ ᐃᖃᑦᓕᐊᖅᑎᐅᕙᒃᑐᑦ ᐊᒻᒪᓗ, ᐊᖑᓇᓱᒃᑏᑦ ᐳᐃᔨᓂᒃ. ᑕᒪᓐᓇ ᒥᒃᓵᑎᕈᑕᐅᓂᐊᕐᒪᑦ ᐊᒃᑐᖅᑕᐅᓯᒪᔪᓐᓇᕐᓂᖏᓐᓂᒃ ᑕᓇᐅᕐᒥᐅᑕᐃᑦ ᐆᒪᔪᐃᑦ ᐳᐃᔩᓪᓗ ᐅᒥᐊᕐᔪᐊᕐᓄᑦ ᐃᖏᕐᕋᕙᒃᑐᓂᒃ ᐃᒪᕐᓂ ᐃᓗᐊᓂ ᑎᖕᒥᐊᖃᕐᕕᐅᑉ ᐊᒻᒪᓗ ᐊᑭᐊᓂ ᑎᖕᒥᐊᖃᕐᕕᐅᑉ.

ᐊᕐᕋᒍᓕᒫᖅ, ᐅᒥᐊᕐᔪᐊᑦ ᐃᒪᓐᓇᐃᓕᐅᕆᐊᖃᖅᐳᑦ:

(1) *ᒪᓕᒋᐊᖃᖅᑐᑦ ᑕᐃᒃᑯᓂᖓ ᐅᑭᐅᖅᑕᖅᑐᒥ ᐅᒥᐊᕐᔪᐊᑦ ᓱᕈᖅᑎᕆᑦᑕᐃᓕᒪᔭᕆᐊᖃᕐᓂᖏᓐᓄᑦ ᒪᓕᒐᓪᓗᑐᖏᑦ ᐊᑕᔪᒃ ᐅᑭᐅᖅᑕᖅᑑᑉ ᐃᒪᖁᑎᖏᓐᓂᒃ ᓱᕈᖅᑎᕆᑦᑕᐃᓕᒪᔭᕆᐊᖃᕐᓂᕐᒧᑦ ᒪᓕᒐᐃᑦ (1985)*;
(2) ᐅᒥᐊᕐᔪᐊᑉ ᐃᒻᒪᒃᐸᑦᓕᐊᖃᑕᕐᓂᖏᓐᓂᒃ ᐃᒪᕐᓗᑯᖏᓐᓂᒃ ᑯᕕᓯᑦᑕᐃᓕᒪᔭᕆᐊᖃᕐᓂᖏᓐᓂᒃ, ᐊᓯᔾᔩᖅᑕᐅᑦᑕᐃᓕᒪᓪᓗᑎᒡᓗ ᐃᒪᐃᑦ ᐅᒥᐊᕐᔪᐊᑉ ᐊᑖᒎᑦᑦ ᐳᑦᑕᓚᑦᑎᐊᕈᑕᐅᕙᒃᑐᑦ ᐅᕝᕙᓗᓐᓃᑦ ᑯᕕᔭᐅᑦᑕᐃᓕᓗᑎᒃ ᐃᑎᕈᐃᑦ ᑎᖕᒥᖃᕐᕕᐅᓂᐅᕐ ᑭᒻᓕᖃᕐᕕᖓᑕ ᐃᓗᐊᓂ;
(3) ᑐᓴᖅᓴᐅᔪᖃᖅᑎᑦᑎᑕᐃᓕᒪᒋᐊᕐᓗᑎᒃ (ᓲᕐᓗ ᐊᐅᓚᐅᑏᑦ ᐃᖏᕐᕋᓯᑲᓪᓚᓗᐊᕈᓐᓇᕐᓂᖏᓐᓂᒃ ᓱᒃᑲᓕᓂᖅᓴᐅᔪᒥᒃ, ᖁᖁᐊᕈᑎᖏᓪᓗ ᐊᑐᖅᑕᐅᑕᐃᓕᓗᑎᒃ) ᐅᒥᐊᕐᔪᐊᕐᓂᒃ ᐅᖓᓯᖕᓂᓕᖕᒦᑦᑕᕆᐊᖃᖅᑐᓂ ᐊᑕᐅᓯᕐᒥᒃ 1 km ᑭᓖᒥᑕᓂᒃ ᑎᖕᒥᐊᖃᕐᕕᖕᒥᒃ (ᐅᓗᕆᐊᓇᖅᑐᒦᓕᕈᓐᓇᕐᓂᖏᑦ ᐃᓱᒪᒋᔭᐅᓗᑎᒃ); ᐊᒻᒪᓗ
(4) ᑐᑭᓯᓂᐊᕐᕕᐅᖃᑕᕐᓗᑎᒃ ᑲᓇᑕᒥ ᐆᒪᔪᓕᕆᔩᖏᑦ ᐃᖃᓗᖕᓂ, ᐱᓕᕆᐊᕆᓂᐊᖅᑕᖏᓐᓂᒃ ᑲᔪᓯᑎᑦᑎᒋᐊᓚᐅᖏᓂᖏᓐᓂ, ᐅᖃᐅᓯᐅᓂᐊᕐᒪᑕ ᐅᒥᐊᕐᔪᐊᑉ ᓇᐅᒃᑰᕐᕕᒋᓂᐊᖅᑕᖏᓐᓂᒃ, ᐊᒻᒪᓗ ᖃᓄᖅ ᓈᒪᔪᓂᒃ ᑕᒪᐃᓐᓂᒃ ᑐᐊᕕᕐᓇᖅᑐᖃᕈᓐᓇᕐᓂᕐᒧᑦ ᐸᕐᓇᒃᓯᒪᕙᒌᕆᐊᖃᕐᓂᖏᓐᓂᒃ.

ᐊᕐᕋᒎᑉ ᐃᓚᐃᓐᓇᖓᓂ (ᓲᕐᓗ ᑎᖕᒥᐊᖃᕐᓂᖓᓂ) ᑕᒪᕐᒥᒃ ᐅᒥᐊᕐᔪᐊᑦ ᐃᒪᓐᓇᐅᓕᖓᕙᖕᓂᐊᖅᑐᑦ ᖃᓂᒡᓕᓗᐊᖅᑕᐃᓕᒪᔭᕆᐊᖃᕐᓂᖏᓐᓂᒃ:

(1) ᑎᑭᓯᒪᔭᕆᐊᖃᖏᑦᑐᑦ ᐱᓕᕆᓂᖏᓐᓂ ᐅᓪᓗᖃᕐᕕᐅᕙᒃᑐᓂ ᑎᖕᒥᐊᕐᓄᑦ (ᑕᕐᑭᒥ ᒫᑉᒥᒃ-ᐋᒐᓯᒧᑦ ᑎᑭᓪᓗᒍ);
(2) ᐅᖓᓯᖕᓂᖃᕆᐊᖃᖅᑐᑦ 500 m ᒦᑕᓂᒃ ᖃᓂᒡᓕᑕᐃᓕᒪᑎᑕᐅᓗᑎᒃ ᑎᖕᒥᖃᕐᕕᐅᔪᓂᒃ ᐊᒻᒪᓗ/ᐅᕝᕙᓗᓐᓃᑦ ᓄᓇᒥᐅᑕᖃᖅᑐᓂᒃ ᑎᖕᒥᐊᕐᓂᒃ (ᐊᕙᑎᓕᕇᕐᔪᐊᒃᑯᑦ 2016).

ᐊᖏᔫᑎᐅᓂᖅᓴᐃᑦ ᐅᒥᐊᕐᔪᐊᑦ ᐅᓗᕆᐊᓇᕈᓐᓇᖅᑐᑦ ᐃᒃᑲᕐᕆᑦᑐᓐᓇᕐᓂᖅ ᐅᕝᕙᓗᓐᓃᑦ ᑭᕕᔪᓐᓇᕐᓂᖅ ᐅᔭᕌᓘᖑᓂᐊᓕᖓᓂᒃ ᐳᖅᑐᔪᓂᒃ ᐸᖓᓂ ᖃᐅᖅᓴᐅᖅᑑᑉ. ᐅᒥᐊᕐᔪᐊᑦ ᓂᕿᐊᕐᓄᑦ ᐳᓚᕋᑦᑎᓄᑦ ᑭᓴᖅᓯᒪᖃᑦᑕᕆᐊᖃᖅᑐᑦ ᓯᓚᑖᓃ ᑎᖕᒥᐊᖃᕐᕕᖕᒥ, ᑎᑭᓴᖅᐸᒡᒍᑎᒃ ᒥᑭᔫᑎᐅᓂ ᐅᒥᐊᖓᕐᓂᒃ (ᓲᕐᓗ ᐳᓪᓚᓕᖕᓂᒃ ᓲᑎᔮᒃᓂᒃ).

6.3 ᓇᐅᑦᑎᖅᑐᐃᔭᖅᑐᕐᕕᐅᖃᑦᑕᓂᖏᑦ ᖃᐅᔨᓴᕐᕕᐅᕙᖕᓂᖏᓪᓗ

ᐋᕿᒪᐅᑦᑎᐊᖅᑐᓂᒃ ᐊᑑᑎᖃᑦᑎᐊᖅᑐᓂᒡᓗ ᓇᐅᑦᑎᖅᑐᐃᔭᖅᑐᖃᑦᑕᕐᓂᖏᑦ ᐱᓕᕆᐊᒃᓴᐃᑦ ᑲᑐᔾᔭᐅᔭᕆᐊᖃᓲᖑᕚᑦ ᖃᓄᐃᓕᐅᕈᑕᐅᓂᖏᓐᓂᒃ, ᐱᓕᕆᐊᖑᕙᒡᓗᑎᒃ ᐃᓚᒋᓗᒋᑦ ᖃᐅᔨᓴᖅᑏᑦ ᐊᓯᖏᓪᓗ ᐃᑲᔪᕐᓂᖃᕐᓂᐊᕐᒪᑕ ᑐᕌᓚᕆᔭᐅᔪᓄᑦ ᐱᔭᕇᖅᑕᐅᔪᒪᔪᓄᓪᓗ ᐅᓂᒃᑳᖅᑕᐅᓯᒪᔪᓂ ᑖᒃᑯᓇᓂ ᐸᕐᓇᐅᑎᓂ, ᐊᒻᒪᓗ ᑎᑎᖃᖁᑎᖏᓐᓃᑐᓂᒃ ᒪᓕᒡᓗᑎᒃ ᐊᒥᓯᕈᖅᓯᐊᕆᐅᔪᓐᓇᕐᓂᖏᓐᓄᑦ ᐆᒪᔪᐃᑦ ᐊᒥᓲᖏᓗᐊᖅᑎᓪᓗᒋᑦ.

ᓯᕗᓪᓕᖅᐸᐅᔾᔭᐅᓂᐊᖅᑐᑦ ᐋᕿᐅᒪᓂᖏᓐᓂ, ᑲᔪᓯᓐᓇᖅᑐᒥᒃ ᓇᐅᑦᑎᖅᑐᖅᑕᐅᖃᑦᑕᕐᓂᖏᑦ ᐊᒻᒪᓗ ᖃᐅᔨᓴᖅᑕᐅᖃᑦᑕᕐᓂᖏᓐᓂᒃ, ᒪᑯᓂᖓ ᐃᓚᖃᕆᐊᖃᖅᐳᑦ:

(1) ᓇᓃᓲᖑᓂᖏᑦ ᐊᒥᓲᓂᖏᓪᓗᓕ ᑲᖑᐃᑦ, ᐊᕐᕋᒍᑕᒪᕐᓗ ᐱᑕᖃᐃᓐᓇᕐᓂᖏᑦ ᐊᒻᒪᓗ ᖃᖑᖅᓯᐅᕐᕕᐅᖃᑦᑕᕐᓂᖏᑦ, ᐊᒃᑐᖅᓯᓯᒪᒋᖕᓂᖏᓐᓄᑦ ᐊᒥᓲᓂᖏᓐᓂᒃ;
(2) ᐱᐅᓯᕐᒥᒍᑦ ᖃᓄᐃᓂᖏᑦ, ᐱᑕᖃᖅᑎᕆᓂᖏᑦ ᐊᒻᒪᓗ ᓇᓂ ᓄᓇᒦᓂᖏᓐᓂᒃ ᐊᓯᔾᔨᖅᓯᒪᓂᖏᓐᓂᒃ ᐊᒻᒪᓗ ᖃᓄᑎᒋ ᖃᖓᓗ ᓄᓇᐃᑦ ᐱᐅᓯᒃᑲᓐᓂᕈᓐᓇᖅᑑᔭᕐᓂᖏᓐᓂᒃ,
(3) ᓇᓃᖃᑦᑕᕐᓂᖏᑦ ᐊᒻᒪᓗ ᐊᒥᓲᓂᖏᑦ ᒥᑎᑦ ᑕᐃᒃᑯᐊᓗ ᐱᔾᔪᑕᐅᕙᒃᑐᑦ ᐊᒃᑐᖅᓯᓯᒪᔪᓐᓇᖅᑐᑦ ᐊᒥᓲᓂᖏᓐᓂᒃ, ᑕᒪᒃᑯᐊᓗ ᓇᓄᕐᓄᑦ ᓂᕿᒃᓴᖅᓯᐅᕐᕕᐅᕙᖕᓂᖏᑦ, ᓄᕙᓘᔭᖅᑐᒧᑦ ᐋᓐᓂᐊᓂᕐᒧᑦ ᑎᑭᑕᐅᔪᓐᓇᕐᓂᖏᑦ, ᐊᖏᓯᓐᓄᓪᓗ ᐋᓐᓂᐊᓕᕈᑕᐅᔪᓐᓇᖅᑐᑦ, ᓇᔪᓚᕆᑦᑕᖏᑦ ᐊᒻᒪᓗ ᓂᕿᒃᓴᖃᕐᓇᕆᐊᖃᕐᓂᖏᑦ;
(4) ᖃᐅᔨᓴᖅᑕᐅᖃᑦᑕᕐᓗᑎᒃ ᐃᓄᖃᕐᕕᐅᕙᓚᐅᕐᓂᖏᑦ ᑕᐃᔅᓯᒪᓂᐊᓗᒃ ᓇᓈᓐᓂᖏᓪᓗ ᑎᖕᒥᐊᕐᕕᖕᒥ;
(5) ᓇᓃᖃᑦᑕᕐᓂᖏᑦ ᐊᒻᒪᓗ ᐊᒥᓲᓂᖏᑦ ᓯᓪᔭᖅᐸᓯᐅᓂᕐᒌᓲᑦ ᑎᖕᒥᐊᑦ ᐊᓯᖏᓪᓗ ᐃᒪᕐᒥᐅᑕᐅᕙᒃᑐᑦ ᑎᖕᒥᐊᑦ; ᐊᒻᒪᓗ
(6) ᓯᓚᐅᑉ ᐊᓯᔾᔨᖅᐸᓪᓕᐊᓂᖓᓄᑦ ᐊᒃᑐᖅᑕᐅᓯᒪᓂᖏᑦ ᓄᓇᐃᑦ, ᓄᓇᒥᐅᑕᐃᓪᓗ, ᐊᕙᑎᒥᐅᑕᖏᓪᓗ, ᐆᒪᔪᐃᓪᓗ, ᑕᒪᒃᑯᐊᓗ ᐊᓯᔾᔨᖅᓯᒪᓂᖏᓐᓂᒃ ᓇᓂ, ᐊᒥᓯᕈᖅᐸᓪᓕᐊᔪᓐᓇᕐᓂᖏᓐᓂᒃ ᐊᒻᒪᓗ ᐆᒪᐃᓐᓇᕈᓐᓇᕐᓂᖏᓐᓂᒃ.

ᐃᕐᓂᐅᕐᕕᒃᑯᑦ ᐊᐅᓚᑦᑎᔨᐅᖃᑕᐅᔪᑦ ᑲᑎᒪᔭᕐᕿᒌᖏᑦ ᐃᓱᒪᒃᓴᖅᓯᐅᕈᑎᖃᕈᓐᓇᖅᐳᑦ ᐊᐱᓇᓱᐅᓯᒪᓐᖏᑦᑐᓂᒃ ᓇᐅᑦᑎᖅᑐᐃᔨᐅᔪᓐᓇᕐᒥᒃ ᐆᒃᑐᕈᒪᔪᓂᒃ, ᖃᐅᔨᓴᖅᑎᐅᔪᓐᓇᖅᑐᓂᒡᓗᓐᓃᑦ ᐱᓕᕆᔪᓐᓇᖅᑐᓂᒃ ᐱᔪᓐᓇᐅᑎᖃᕐᓗᑎᒃ, ᐃᒪᐃᓐᓇᓕᖓᒍᑎᒃ:

(1) ᐃᑲᔪᕐᓂᖃᕐᓂᐊᖅᐸᑕ ᐱᓕᕆᓂᖏᑦ ᖃᐅᔨᓴᖅᑕᐅᖁᔭᐅᔪᓂᒃ ᓯᕗᓪᓕᐅᖁᔭᐅᓂᖏᓐᓂᒃ ᓴᓪᓕᕐᒥᐅᑕᓄᑦ;
(2) ᖃᐅᔨᕚᓪᓕᕈᑕᐅᓂᐊᕈᑎᒃ ᐱᑕᖃᓲᖑᓂᖏᓐᓂᒃ (ᐆᒪᔪᐃᑦ) ᓇᓃᓲᖑᓂᖏᓐᓂᒡᓗ ᐊᕙᑎᒥᐅᑕᖏᓐᓂ ᑕᐅᕙᓂ ᑎᖕᒥᐊᖃᕐᕕᖕᒥ, ᐊᒃᑐᖅᑕᐅᓗᐊᓈᒃᑯᑕᐅᔭᕆᐊᖃᕐᓂᖏᓐᓄᑦ ᐊᒃᑐᖅᑕᐅᓯᒪᔭᕆᐊᖃᖅᑐᓂᒃ ᐃᓄᖕᓄᑦ ᐱᓕᕆᐊᖑᕙᒃᑐᓄᑦ;
(3) ᐱᐅᓯᒋᐊᕈᑕᐅᓂᐊᕈᑎᒃ ᖃᐅᔨᔪᓐᓇᓂᕐᒧᑦ ᐃᓄᐃᑦ ᖃᐅᔨᒪᔭᑐᖃᖅᑎᒍᑦ ᐊᒻᒪᓗ ᐃᓕᖅᑯᓯᑐᖃᖅᑎᒍᑦ ᐱᓪᓚᕆᐅᔪᓂᒃ ᐊᒻᒪᓗ ᐃᓅᖅᑯᑎᖏᓐᓄᑦ ᐱᓪᓚᕆᐅᑎᑕᐅᕙᒃᑐᓂᒃ; ᐊᒻᒪᓗ
(4) ᖃᐅᔨᒪᔾᔭᑕᐅᓂᐊᕈᑎᒃ ᐊᒃᑐᖅᑕᐅᓯᒪᓂᖏᓐᓂᒃ ᐆᒪᔪᐃᑦ ᓇᔪᓚᕆᑦᑕᖕᒍᑦᑕ ᐊᓯᔾᔨᖅᓯᒪᓂᖏᑦ.

ᑲᓇᑕᒥ ᐆᒪᔪᓕᕆᔨᖏᑦ ᐃᕐᓂᐅᕐᕕᒃᑯᓪᓗ ᐊᐅᓚᑦᑎᔨᐅᖃᑕᐅᔪᑦ ᑲᑎᒪᔨᖏᑦ ᖃᐅᔨᓴᖃᑕᕐᓂᐊᖅᑐᑦ ᑐᒃᓯᕋᐅᓯᐅᖅᑕᐅᓯᒪᔪᓂᒃ ᐅᔾᔨᖅᑐᑦᑎᐊᕆᐊᖃᕐᓂᕐᒥᓄᑦ ᒪᓕᒃᓯᒪᑦᑎᐊᕆᐊᖃᕐᓂᖏᓐᓂᒃ ᐊᐅᓚᑦᑎᓂᕐᒧᑦ ᑐᕌᒐᕆᔭᐅᔪᓂᒃ ᐊᒻᒪᓗ ᐱᓕᕆᐊᖑᔪᒪᔪᓂᒃ. ᐃᕐᓂᐅᕐᕕᒃᑯᑦ ᐊᐅᓚᑦᑎᔨᐅᖃᑕᐅᓂᖏᑦ ᐃᑲᔪᖅᓯᐃᕙᖏᑦᑐᑦ ᐱᓕᕆᐊᖑᔪᒪᔪᓂᒃ ᐊᖏᔪᐊᓗᖕᒥᒃ ᐱᔭᕆᐊᖃᕐᓂᐊᖅᑐᓂᒃ ᓇᓪᓕᐊᖕᓂᑐᐃᓐᓇᖅ ᐆᒪᔪᕐᓂᒃ, ᐊᒻᒪᓗ ᐱᒻᒪᕆᐅᔪᓂᒃ ᐸᕝᕕᓴᒃᑕᐅᓂᐊᖅᑐᓂᒃ ᐆᒪᔪᓂᒃ ᐅᕝᕙᓗᓐᓃᑦ ᓱᕋᖅᑎᓗᑕᐅᓂᐊᖅᑐᓂᒃ ᓇᔪᒐᕆᕙᒃᑕᖏᓐᓂᒃ. ᐃᕐᓂᐅᕐᕕᒃᑯᑦ ᐊᐅᓚᑦᑎᔨᐅᖃᑕᐅᔪᑦ ᐱᔫᒥᓴᐃᕙᖕᓂᐊᖅᑐᑦ ᖃᐅᔨᓴᖅᑎᓂᒃ ᐊᑐᖃᑦᑕᖁᔭᐅᓂᖅ ᑲᑎᖅᓱᐃᖃᑦᑕᖁᔭᐅᓂᕐᓗ ᐃᓄᐃᑦ ᖃᐅᔨᒪᔭᑐᖃᖏᓐᓂᒃ ᐃᓚᒋᔭᐅᓗᑎᒃ ᐱᓕᕆᐊᕆᔪᒪᔭᖏᓐᓄᑦ ᑐᒃᓯᕋᐅᑎᓕᐊᕆᓯᒪᔭᖏᓐᓄᑦ. ᐆᒃᑐᖃᑕᐅᔪᑦ ᖃᐃᑦᑎᖃᑦᑕᕆᐊᖃᖅᑐᑦ ᑕᒪᐃᓐᓂᒃ ᓇᐅᑦᑎᖅᑐᐃᔪᒪᓂᖏᓐᓂᒃ ᐊᒻᒪᓗ ᖃᐅᔨᓴᕈᒪᔭᖏᓐᓂᒃ ᑐᒃᓯᕋᐅᑎᖏᓐᓂᒃ ᑕᐃᑯᖓ ᐊᕙᑎᓕᕆᔨᕐᔪᐊᒃᑯᓐᓄᑦ ᓯᓚᐅᓪᓗ ᐊᓯᔾᔨᖅᐸᓪᓕᐊᓂᖓᓄᑦ ᑲᓇᑕᐅᒥ ᐆᒪᔪᓕᕆᔨᖏᓐᓄᑦ. ᑐᑭᓯᓂᐊᕈᓐᓇᖅᑐᑎᑦ ᑎᑎᕋᖅᓯᒪᔪᓂᒃ ᐊᕕᒃᑐᖅᓯᒪᓂᖏᓐᓂᒃ 7-ᒥ ᑖᒃᑯᓇᓂ ᐊᐅᓚᑦᑎᓂᕐᒧᑦ ᐸᕐᓇᐅᑎᓂᒃ ᖃᐅᔨᓂᐊᕋᕕᑦ ᐱᔪᓐᓇᐅᑎᓕᕆᓂᕐᒥᒃ. ᐱᔪᓐᓇᐅᑎᖃᖅᑎᑕᐅᔪᑦ ᐅᓂᒃᑳᓕᐅᖃᑦᑕᕆᐊᖃᖅᑎᑕᐅᕗᑦ ᓇᐃᓈᖅᓯᒪᔪᓂᒃ ᖃᐅᔨᓚᐅᖅᑕᖏᓐᓂᒃ ᐃᕐᓂᐅᕐᕕᒃᑯᑦ ᐊᐅᓚᑦᑎᔨᐅᖃᑕᕐᓂᕐᒧᑦ ᑲᑎᒪᔨᕋᓛᖏᓐᓄᑦ, ᐅᓂᒃᑳᖅᑕᕆᐊᖃᖅᓯᑎᓪᓗ ᐃᓱᒫᓗᑕᐅᔪᓂᒃ ᐊᒃᑐᖅᓯᑐᐃᓐᓇᕆᐊᖃᖅᑐᓂᒃ ᐊᐅᓚᑕᐅᕙᖕᓂᖏᓐᓂᒃ ᐆᒪᔪᐃᓪᓗ ᓇᔪᒐᕆᕙᒃᑕᖏᓪᓗ.

6.4 ᐃᓄᖁᑎᒋᔭᐅᔪᓂᒃ ᖃᐅᔨᒪᑎᑦᑎᓂᖅᓴᐅᔭᕆᐊᖃᕐᓂᖅ ᐊᒻᒪᓗ ᖃᐅᒪᔭᐅᔭᕆᐊᓕᖕᓂᒃ ᐊᐅᓚᑦᑎᕙᖕᓂᖅ

ᐃᕐᓂᐅᕐᕕᒃᑯᑦ ᐊᐅᓚᑦᑎᔨᐅᖃᑕᐅᓂᖏᓐᓄᑦ ᑲᑎᒪᔨᕋᓛᖏᑦ ᐱᒻᒪᕆᐊᓗᖕᒥᒃ ᖃᓄᐃᓕᐅᖅᑎᐅᖃᑕᐅᕗᑦ ᑐᓴᐅᒪᔭᐅᑎᑦᑎᓂᕐᒥᒃ ᖃᖅᓴᐅᖅᑑᕐᒥ ᑎᖕᒥᐊᖃᕐᕕᖓᓂᒃ ᐊᒻᒪᓗ ᐃᓂᑦᓚᖓᐃᔨᐅᔪᓐᓇᕐᓂᕐᒧᑦ ᐅᖃᖃᑎᒌᒍᑕᐅᔪᓐᓇᕐᓂᕐᒥᒃ, ᑐᑭᓯᐅᒪᔭᐅᔪᓐᓇᕐᓂᖏᓐᓄᓪᓗ ᓴᓪᓕᕐᒥᐅᑕᓄᑦ, ᐊᐅᓚᑦᑎᓂᕆᔭᖏᓐᓂᒃ ᑎᖕᒥᐊᖃᕐᕕᖕᒥ, ᓴᓪᓕᕐᒥᐅᑕᓄᑦ, ᖃᐅᔨᓴᖅᑎᓄᑦ, ᐃᓄᐃᑦ ᑎᒥᖁᑎᖏᓐᓄᑦ, ᑲᕙᒪᒃᑯᓐᓄᑦ, ᐊᖏᔫᑎᓂᓪᓗ ᓴᓈᖅᐸᒃᑐᓂᒃ. ᖃᐅᔨᒪᔭᐅᑦᑎᐊᕐᓂᖅᓴᐅᔪᓐᓇᕐᓂᖓ ᑎᖕᒥᐊᖃᕐᕕᒃ ᓴᓪᓕᕐᒥᐅᑕᓄᑦ ᐃᓄᖁᑎᖏᓐᓄᓪᓗ ᐊᓯᖏᓐᓄᑦ ᐱᓕᕆᐊᖑᕙᖕᓂᐊᖅᑐᖅ ᐊᖁᒍᑕᓖᖅ ᑲᔪᓯᔪᒥᓪᓗ ᐊᐅᓚᑦᑎᔨᐅᓂᖏᓐᓄᑦ ᐱᓕᕆᐊᖑᕙᖕᓂᐊᖅᑐᖅ ᐊᐅᓚᑦᑎᔨᐅᖃᑕᐅᓂᕐᒧᑦ ᑲᑎᒪᔨᕋᓛᓄᑦ.

6.4.1 ᓄᓇᑖᑦ ᐅᔾᔨᕆᓱᖕᓂᖅᓴᐅᔪᓐᓇᕐᓂᖏᑦ ᑐᑭᓯᐅᒪᔭᕆᐊᖃᕐᓂᖏᓪᓗ

ᑲᔪᓯᔪᓐᓇᑦᑎᐊᕐᓂᐊᕈᑎᒃ ᐊᐅᓚᑦᑎᑦᑎᐊᕈᓐᓇᕐᓂᖏᑦ ᑎᖕᒥᐊᖃᕐᕕᖕᒥᒃ, ᐃᕐᓂᐅᕐᕕᒃᑯᑦ ᐊᐅᓚᑦᑎᔨᐅᖃᑕᐅᔪᑦ ᑲᑎᒪᔨᕋᓛᖏᑦ ᓇᓚᒎᒃᑎᑦᑎᓇᓱᒋᐊᖃᕐᓂᐊᖅᑐᑦ ᑕᒃᑯᖕᓂᖓ ᓇᐅᑦᑎᖅᑐᖅᑕᐅᓪᓚᐊᖅᑕᕆᐊᖃᖅᑐᓂᒃ ᐊᒻᒪᓗ ᖃᐅᔨᓴᖅᑕᐅᖃᑦᑕᕆᐊᖃᖅᑐᓂᒃ ᑎᖕᒥᐊᕐᕕᖕᒥ, ᒪᓕᓪᓗᑎᒃ ᓴᓪᓕᕐᒥᐅᑦ ᐃᓱᒫᓘᑎᒋᔭᖏᓐᓂᒃ. ᐊᐅᓚᑦᑎᔨᐅᖃᑕᐅᓂᕐᒧᑦ ᑲᑎᒪᔨᕋᓛᑦ ᑎᑎᕋᖅᓯᒪᓂᐊᖅᑐᑦ ᑐᓴᐅᒪᖃᑦᑕᐅᑎᕈᖕᓂᕐᒧᑦ ᐸᕐᓇᐅᑎᒃᓴᖏᑦ, ᑐᑭᓯᓂᐊᕐᕕᐅᖅᑕᑦᑐᑦ ᓴᓪᓕᕐᒥᐅᑕᐃᑦ, ᖃᐅᔨᒪᔭᐅᑦᑎᐊᕐᓂᖅᓴᐅᑎᑦᑎᓪᓗ ᒫᓐᓇᐅᔪᖅ ᐱᓕᕆᐊᖑᑦᓕᐊᓂᔪᓂᒃ ᐊᒻᒪᓗ ᐱᔪᓐᓇᐅᑎᖃᕈᑕᐅᔭᕆᐊᓕᖕᓂᒃ ᐱᓕᕆᐊᖑᖕᓂᖏᑦ ᑎᖕᒥᐊᖃᕐᕕᖕᒥ ᐊᒻᒪᓗ ᑐᓴᐅᒪᔭᐅᑎᑦᑎᐊᕆᐊᖃᑦᓯᑐᑎᒃ ᖃᓄᐃᑦᑐᑐᓐᓇᕐᓂᒃ ᐱᒻᒪᕆᐅᔪᓂᒃ

ᐋᓐᓂᐊᖅᑐᓕᕆᓂᕐᒥᒃ ᐱᔾᔪᑎᖃᖅᑐᓂᒃ, ᐅᓗᕆᐊᓇᖅᑐᖃᕈᓐᓇᕐᓂᕐᒥᒡᓗᓐᓃᑦ ᐃᓱᒪᓗᑕᐅᔪᓂᒃ. ᐃᓚᖓᓂᒃᑕᐅᖅ ᐱᔭᒃᓴᕆᔭᕆᓐᓂᒃ ᐸᕐᓇᐅᑎᖕᒋᓐᓅᑦᑐᓂᒃ ᐱᓕᕆᐊᖃᕈᓐᓇᕐᒥᔪᑦ ᑕᐃᒪᖓᑦ ᐱᕙᒃᓴᖃᖅᑎᑦᑎᖃᑦᑕᕐᓂᖅ ᐃᓄᖕᓄᑦ ᖃᐅᔨᒪᔭᐅᔭᕆᐊᖃᖅᑐᓂᒃ ᖃᐅᔨᑎᑦᑎᖃᑦᑕᕐᓂᖕᒋᓐᓂᒃ ᐊᒻᒪᓗ ᖃᐅᔨᒪᔪᖃᖕᒋᓐᓂᒃ ᐃᓄᐃᑦ ᓄᓇᒧᖓᐅᕙᒃᑐᓂᒃ, ᐅᖃᐅᓯᐅᖃᑕᕈᓐᓇᕐᓗᑎᒡᓗ ᐃᓱᒪᓗᑕᐅᔪᑦ, ᖃᐅᔨᓴᖅᑕᐅᓂᐊᖅᑐᑦᓗ ᑐᑭᓕᐅᖅᑕᐅᖃᑦᑕᕐᓗᑎᒃ ᓯᕗᓪᓕᐅᑎᑕᐅᑯᔭᐅᓂᖕᒋᑦ ᓇᓗᓇᕈᓐᓃᕐᓗᑎᒃ. ᑕᒪᓐᓇ ᐃᓚᖃᕈᓐᓇᕆᕗᖅ ᓄᓇᖓᓐᓂ ᐃᓄᖕᓂᒃ ᑲᑎᒪᑎᑦᑎᖃᑦᑕᓂᕐᒥᒃ ᐃᓕᓐᓂᐊᕈᑕᐅᖃᑦᑕᕐᓂᐊᖅᑐᓂᒡᓗ ᑲᑎᒪᓂᖕᒋᓐᓂ. ᐃᕐᓂᐅᕝᕕᒃᑯᑦ ᐊᐅᓚᑦᑎᔨᐅᖃᑕᐅᓂᕐᒧᑦ ᑲᑎᒪᔨᕋᓛᖕᒋᑦᑕᐅᖅ ᐱᕚᒥᓴᐃᕙᖕᓂᐊᖅᑐᑦ ᐊᑐᕐᑯᔨᕙᖕᓂᖅ ᐱᔪᓐᓇᐅᑎᑖᕋᓱᒃᓯᒪᔪᓂᒃ ᐆᒃᑐᖅᑕᐅᓯᒪᔪᓂᒃ ᐃᓄᒃᑎᑐᓕᖅᑐᐃᖅᑕᑦᑕᔭᐅᓗᑎᒃ ᓇᐃᓅᖅᓯᒪᔪᓐᓇᖅᑐᓂᒃ ᐊᒻᒪᓗ ᐊᕐᕋᒍᑕᒦᖅ ᐅᓂᒃᑳᓕᐊᕆᔭᐅᕙᒃᑐᓂᒃ, ᑕᒪᓐᓇᓗ ᐊᑐᖅᑕᐅᖃᑦᑕᐃᓐᓇᕐᓂᐊᕐᓗᓂ ᒪᓕᒐᕆᔭᐅᔪᑎᑐᑦ ᐊᑐᖅᑕᐅᓗᓂ ᐱᔪᓐᓇᐅᑏᑦ ᐋᕿᐅᒪᔭᕆᐊᖃᕐᓂᖕᒋᓐᓄᑦ, ᑕᐃᒫᒃ ᓴᓪᓕᕐᒥᐅᑦ ᐊᑐᖃᑦᑕᕈᓐᓇᕐᓂᐊᕐᒪᑕ ᑐᑭᓯᔭᒪᔭᐅᓗᑎᒃ ᓴᓪᓕᕐᒥᐅᓄᑦ.

6.4.2 ᐃᓄᖁᑎᒋᔭᐅᔪᑦ ᐅᔾᔨᕈᓯᖕᓂᖅᓴᐅᖅᑕᐅᔪᓐᓇᕐᓂᖕᒋᑦ

ᑲᓇᑕᒥ ᐆᒪᔪᓕᕆᔨᒃᑯᑦ ᐃᕐᓂᐅᕝᕕᒃᑯᓪᓗ ᐊᐅᓚᑦᑎᔨᐅᖃᑕᐅᓂᕐᒧᑦ ᑲᑎᒪᔨᕋᓛᖕᒋᑦ ᑐᓴᐅᒪᔭᐅᑎᑦᑎᓂᖅᓴᐅᕙᖕᓂᐊᖅᑐᑦ ᐱᐅᓯᑐᖃᐅᔪᓂᒃ, ᐃᓕᖅᑯᓯᑐᖃᕐᒥᓄᑦ ᐱᒪᕆᐅᔪᓂᒃ, ᐃᓅᓂᖕᒋᓐᓄᓪᓗ ᐱᖁᑎᖃᖃᑕᐅᓂᖕᒋᓐᓂᒃ ᓄᓇᒥᐅᑕᓂᒃ ᖃᐅᖅᓴᐅᖅᑑᑉ ᑎᖕᒥᐊᖃᕐᕕᖓᓂ, ᓴᓪᓕᕐᒥᐅᑕᓄᑦ, ᓄᓇᕗᒻᒥᐅᓄᑦ, ᓂᐅᕈᐊᓄᑦ ᓄᓇᕗᒧᑦ, ᑲᓇᑕᓕᒥᐅᑕᓄᓪᓗ ᑕᒪᐃᓐᓄᑦ (*ᐃᓄᐃᑦ ᐃᑲᔫᓯᐊᒃᓴᖕᒋᓐᓄᑦ ᐊᖕᒋᕈᑎᑦ ᐃᓗᓕᖕᒋᑦ 6.1.1(d)*). ᑐᓐᖓᕝᕕᒃᑯᑦ ᑐᑭᓯᑎᑦᑎᒋᐊᕈᑎᒃᓴᓂᖅ ᓴᓇᓯᒪᕗᖕᓂᐊᖅᑐᑦ, ᓱᕐᓗ ᑎᑎᖃᖃᖅᑐᓂᒃ ᓇᓗᓇᐃᔭᐃᔪᓂᒃ ᑕᑯᔭᒃᓴᐅᕗᖕᓂᐊᖅᑐᓂᒃ, ᐅᖃᓕᒫᒐᕋᓛᕐᓂᒃ, ᑕᑯᔭᒃᓴᓕᐊᖑᓯᒪᔪᓂᒃ, ᐊᓯᖕᒋᓐᓂᒡᓗ ᐃᓄᖕᓄᑦ ᖃᐅᔨᒪᑎᑦᑎᒋᐊᕈᑕᐅᔪᓂᒃ ᐱᐅᓯᑐᖃᖕᒋᓐᓂᒃ ᑕᐅᕙᓂ, ᐃᓕᖅᑯᓯᖕᒋᓄᓪᓗ ᐃᓄᐃᑦ ᐱᒪᕆᐅᓂᖕᒋᓐᓂᒃ, ᐃᓗᐊᓂᒃ ᓯᓚᑖᓂᒡᓗ ᑎᖕᒥᐊᖃᕐᕕᐅᑉ (*ᐃᓄᐃᑦ ᐃᑲᔫᓯᒃᓴᖕᒋᓐᓄᑦ ᐊᖕᒋᕈᑎᓂᑦᑐᑦ ᑎᑎᖃᖕᒋᓐᓂ 6.8.1*). ᑐᑭᓯᑎᑦᑎᒋᐊᕈᑎᒃᓴᐃᑦ ᐱᔾᔪᑎᖃᓗᐊᕐᓂᐊᖅᑐᑦ ᐋᕿᐅᒪᑎᑦᑎᔪᒪᓂᖅ ᐊᕙᑎᖕᒋᓐᓂᒃ ᐱᑕᖃᐃᓐᓇᖁᔨᓂᖅ ᐳᓚᕋᑦᑐᓕᕆᓂᕐᒧᑦ, ᓇᓗᓇᐃᔭᐃᕝᕕᐅᔪᓐᓇᕐᓂᖕᒋᓄᓪᓗ ᐃᓗᐊᓂ ᐊᕙᓗᐊᓂ ᑎᖕᒥᐊᖃᕐᕕᐅᑉ ᖃᓄᐃᑑᓂᖓᓂᒃ.

ᑕᒪᕐᒥᒃ ᓴᓇᔭᐅᓯᒪᔪᑦ ᐊᑐᖓᒃᓴᐃᑦ (ᑎᑎᕋᖅᓯᒪᔪᑦ, ᑐᕌᔭᒃᓴᐃᑦ, ᑕᕐᕆᔭᐅᑏᑦᑐ) ᐃᓕᓐᓂᐊᕈᑏᑦ, ᑐᑭᓯᑎᑦᑎᓇᓱᑰᑏᑦᑐᓐᓃᑦ ᐃᓄᖕᓂᒃ ᑎᖕᒥᐊᖃᕐᕕᖕᒥᒃ ᐊᑐᐃᓐᓇᐅᕗᖕᓂᐊᖅᑐᑦ ᐃᓄᐃᑦ ᐅᖃᐅᓯᐊᒎᑦ (*ᐃᓄᐃᑦ ᐃᑲᔫᓯᐊᒃᓴᖕᒋᓐᓄᑦ ᐊᖕᒋᕈᑎᑦ ᐃᓗᓕᖕᒋᑦ 6.2.1*). ᑲᓇᑕᒥ ᐅᒪᔪᓕᕆᔨᒃᑯᑦ ᐊᐅᓚᑦᑎᔨᐅᖃᑕᐅᓂᕐᒨᑦᑐ ᑲᑎᒪᔩᖕᒋᑦ ᐃᓄᐃᑦ ᐅᖃᐅᓯᑐᖃᖕᒋᓐᓂᒃ ᐃᑲᔪᖅᓱᐃᓂᐊᕐᒥᔪᑦ ᐊᑐᖅᑕᐅᓂᖕᒋᓐᓂᒡᓗ ᐊᐅᓚᑦᑎᔨᐅᓂᖕᒋᓐᓂᒃ ᑎᖕᒥᐊᖃᕐᕕᖕᒥᒃ. ᓱᕐᓗ ᐆᒃᑑᑎᒋᓗᒍ, ᑕᒃᑯᓂᖓ ᓄᓇᖑᓕᐊᕆᔭᐅᓯᒪᔪᓂᒃ, ᑕᑯᔭᒃᓴᓂᒃ ᑎᑎᖃᖅᑐᓂᒃ ᓇᓗᓇᐃᒃᑯᑕᕐᓂᒃ, ᑐᑭᓕᐅᕆᑕᐅᕙᒃᑐᓂᒡᓗᓐᓃᑦ ᓴᓇᓯᒪᔪᓂᒃ ᑎᑎᖅᓯᒪᕙᖕᓂᐊᖅᑐᑦ ᐃᓄᐃᑦ ᓄᓇᖏᑦ ᑕᐃᔫᓯᖑᑐᖃᖕᒋᓐᓂᒃ ᐊᑐᕐᓗᑎᒃ. ᑕᒪᕐᒥᒃ ᓴᓇᔭᐅᓯᒪᕙᖕᓂᐊᖅᑐᑦ ᑕᒪᒃᑯᐊ ᐊᑐᕐᓂᐊᕐᒥᔪᑦ ᐃᓄᐃᑦ ᖃᐅᔨᒪᔪᖃᖕᒋᓐᓂᒃ, ᐱᓗᐊᖅᑐᒥᒃ ᐱᔾᔪᑎᖃᕐᓂᖕᒋᓐᓂᒃ ᑎᖕᒥᐊᕝᕕᐅᑉ ᓄᓇᖁᑎᖕᒋᑕ ᖃᓄᐃᓕᖓᓂᖓᓂᒃ ᐅᓂᒃᑳᖅᓯᒪᔪᓂᒃ, ᐊᕙᑎᒥᐅᑕᕆᔭᖕᒋᓐᓂᒃ, ᐆᒪᔪᕆᔭᐅᕙᒃᑐᓂᒃ ᑕᐅᕙᓂ

ᐊᒻᒪᓗ ᐃᓄᐃᑦ ᐱᐅᓯᑐᖃᕆᒧᑦ ᐱᕖᓇᖅᑕᖏᓐᓂᒃ ᐊᒻᒪᓗ ᐃᓕᖁᓯᑐᖃᕆᔭᖏᓐᓂᒃ (ᐃᓄᐃᑦ ᐃᑲᔫᓯᐊᒃᓴᖏᓐᓄᑦ ᐊᖏᕈᑏᑦ ᐃᓗᓕᖏᑦ 6.8.4) ᕿᒥᕐᕈᐊᖅᑕᐅᖃᑦᑕᕐᓂᐊᖅᓱᑎᒡᓗ ᑲᓇᑕᒥ ᐆᒪᔪᓕᕆᔨᖏᓐᓄᑦ, ᐅᔾᔨᖅᑐᑎᐊᕐᓂᐊᕐᒪᑕ ᑕᒻᒪᖅᓯᒪᔪᕐᑲᓇᐊᕐᑲᖏᓂᖏᑦ ᐆᒪᔪᓕᕆᔪᓂᒃ ᓄᓇᖏᓐᓂᒡᓗ ᓄᓇᒥᐅᑕᕆᔭᐅᔪᓂᒡᓗ ᖃᐅᔨᒪᑎᑦᑎᒋᐊᕈᑎᑦ, ᐱᑕᖃᖃᑦᑕᕐᓂᖏᑦ ᑐᑭᓕᐅᕈᑕᐅᔪᓂᒃ ᓴᓇᔭᐅᓯᒪᓂᖏᓐᓂᒃ (ᐃᓄᐃᑦ ᐃᑲᔫᓯᐊᒃᓴᖏᓐᓄᑦ ᐊᖏᕈᑏᑦ ᐃᓗᓕᖏᑦ 6.8.5).

ᑲᓇᑕᒥ ᐆᒪᔪᓕᕆᔨᒃᑯᑦ ᑕᑯᔭᒃᓴᓂᒃᓯᒪᒍᑎᒃ ᖃᐅᔨᒪᔾᔪᑎᑦᑎᒋᐊᕈᑎᓂ ᖃᖅᓴᐅᖅᑰᑉ ᑎᖕᒥᐊᕐᑲᕐᕕᖕᓯᓂᒃ, ᐊᑐᖃᑦᑕᕐᓂᐊᖅᐳᑦ ᓂᐅᕐᕈᐊᓄᑦ ᑐᑭᓯᓂᐊᕐᕕᖕᓯᒥ ᐱᓕᕆᕝᕕᖕᒥᒃ ᑕᒪᒃᑯᓄᖕᖑᓘᓐᓃᑦ ᑐᕋᖓᔪᓂᒃ ᓴᓪᓕᓂ (ᓱᕐᓗ ᒥᑦᑕᕐᕕᖕᒥ) ᒪᓕᒃᑕᐅᓪᓗᑎᒃ ᐃᓄᐃᑦ ᐃᑲᔫᓯᐊᒃᓴᖏᓐᓄᑦ ᐊᖏᕈᑏᑦ ᐃᓗᓕᖏᑦ 6.9.1-ᖏᓐᓃᑦᑐᑦ. ᖃᐅᔨᒪᑎᑦᑎᒋᐊᕈᑏᑦᑕᐅᖅ ᐊᑐᐃᓐᓇᐅᕙᖕᒥᔪᑦ ᖃᓄᑕᐅᔭᒃᑯᑦ, ᑲᓇᑕᐅᑉ ᒐᕙᒪᖓᑕ ᑕᑯᓂᐊᖅᑕᐅᕚᖕᖓᓂᒃ ᐅᕙᕗᓐᓃᑦ ᐊᐅᓚᑦᑎᔨᐅᖃᑕᐅᔪᑦ ᑲᑎᒪᔨᕋᓛᑦ ᖃᓄᑕᐅᔭᒃᑯᑦ ᑕᑯᓂᐊᖅᑕᐅᕚᓂᒃ

6.4.3 ᐃᓕᓐᓂᐊᖅᑐᓄᑦ ᑐᕌᖓᔪᑦ ᐱᓕᕆᐊᒃᓴᐃᑦ

ᐃᓕᓐᓂᐊᖅᑐᓄᑦ ᑐᕌᖓᔪᑦ ᐱᓕᕆᐊᖑᕚᒃᑐᑦ ᓱᕐᓗ ᒫᑯᒃᑐᓂᒃ ᐃᓚᐅᑎᑦᑎᖃᑦᑕᕐᓂᖅ ᖃᐅᔨᓴᖅᑕᐅᓂᐊᖅᑐᓂ ᐊᒻᒪᓗ ᐊᐅᓚᑕᐅᓂᖓᓂᒃ ᖃᖅᓴᐅᖅᑰᕐᒥ ᑎᖕᒥᐊᖃᕐᕕᖓᓂᒃ ᐃᓚᒋᔭᐅᓪᓚᕆᒃᐳᑦ ᐃᒃᐱᒍᓱᑦᑎᐊᖃᑦᑕᕐᑯᔨᓂᕐᒥᒃ ᓄᓇᒥᒃ ᐊᒻᒪᓗ ᐃᑲᔪᕐᓂᕐᒧᑦ ᑲᒪᑦᑎᐊᔪᓴᖃᑦᑕᕐᑯᔨᓂᖅ ᐱᑕᖃᐃᓐᓇᕐᓂᖏᓐᓂᒃ ᐱᓕᕆᐊᐊᖃᕐᓂᕐᒥᒃ ᐊᕙᑎᒥᐅᑕᓂᒃ. ᑲᓇᑕᒥ ᐆᒪᔪᓕᕆᔨᒃᑯᑦ ᐊᖏᕈᑎᖃᖅᐸᑦ ᐊᑐᖅᑕᐅᔪᓂᒃ ᐱᓕᕆᑎᑦᑎᖃᑕᐊᖃᕐᓂᖏᓐᓂᒃ, ᐊᔪᕈᓐᓃᖅᓴᖅᑕᐅᖃᑦᑕᕐᓂᖏᓐᓂᒃ ᐊᒻᒪᓗ ᐃᓱᒻᒥᖅᓴᖅᑕᐅᔪᓐᓇᕐᓂᖏᓐᓄᑦ ᐃᓄᐃᑦ ᐃᓕᓐᓂᐊᖅᑐᑦ. *(ᐃᓄᐃᑦ ᐃᑲᔫᓯᐊᒃᓴᖏᓐᓄᑦ ᐊᖏᕈᑏᑦ ᐃᓗᓕᖏᑦ 9.2).* ᑲᓇᑕᒥ ᐆᒪᔪᓕᕆᔨᒃᑯᑦᑕᐅᖅ ᐱᓕᕆᖃᑎᖃᖅᐸᒃᑐᑦ ᓄᓇᕗᑦ ᒐᕙᒪᒃᑯᖏᓐᓂᒃ ᓴᓇᔭᐅᕙᓪᓕᓂᖏᓐᓂᑦ ᐅᖃᓕᒫᒐᒃᓴᓚᐃᑦ ᖃᐅᒪᑎᑦᑎᒋᐊᕈᑏᓪᓗ ᑐᕌᖓᔫᒃ ᐅᓂᒃᑳᖃᑦᑕᕐᓂᖅ ᐱᑕᖃᐃᓐᓇᕐᑯᔨᓂᕐᒥᒃ ᓄᓇᒥᒃ ᐱᔾᔪᑎᖃᖅᑐᓂᒃ ᐱᓕᕆᕝᕕᒃᓴᓂᒃ, ᐊᑯᓂᐅᔪᓐᓇᖅᑐᓂᒃ ᓴᓈᔭᐅᔪᓐᓇᖅᑐᓂᒃ ᐊᒻᒪᓗ ᓇᖕᒥᓂᖅ ᐱᓕᕆᐊᖑᓕᕈᓐᓇᕐᓂᖏᓐᓂᒃ ᓄᓇᕗᒻᒥᐅᓄᑦ ᒫᑯᒃᑐᓄᑦ *(ᐃᓄᐃᑦ ᐃᑲᔫᓯᐊᒃᓴᖏᓐᓄᑦ ᐊᖏᕈᑏᑦ ᐃᓗᓕᖏᑦ* 9.2.1). ᐊᕙᑎᓕᕆᔨᕐᔪᐊᒃᑯᑦ ᐃᓚᒋᔭᐅᔪᑦ ᑲᓇᑕᐅᑉ ᐱᓕᕆᕝᕕᒐᓴᖏᓐᓂᒃ ᐃᓚᒋᔭᐅᔪᓂ ᐃᓄᐃᑦ ᐃᓕᓐᓂᐊᖅᑎᑕᐅᓂᖏᓐᓂᒃ ᐱᕙᓪᓕᐊᔾᔪᑎᒃᓴᐃᑦ ᑲᒪᒋᔭᐅᕙᖕᓂᖏᓐᓂᒃ, ᑐᕌᖓᖕᒪᑕ ᑕᒪᒃᑯᐊ ᐃᓄᖕᓄᑦ ᓄᓇᕗᒻᒥ ᐊᔪᕈᓐᓃᖅᓴᖅᑕᐅᖃᑦᑕᕐᓂᖏᓐᓄᑦ ᐱᓕᕆᐊᒃᓴᖅᑕᕈᓐᓇᕐᓂᐊᕐᒪᑕ ᑲᓇᑕᐅᑉ ᒐᕙᒪᒃᑯᖏᓐᓂᒃ ᐱᓕᕆᔨᐅᓗᑎᒃ ᓄᓇᕗᒻᒥ. ᐃᕐᓂᐅᕐᕕᒃᑯᑦ ᐊᐅᓚᑦᑎᔨᐅᖃᑕᐅᔪᑦ ᑲᑎᒪᔨᕋᓛᖏᑦ ᐊᑐᖃᑦᑕᕐᓂᐊᖅᑐᑦ ᐱᔫᒥᓴᐃᖃᑦᑕᕐᓂᒃ ᐱᔭᓇᐅᑎᖃᕆᐊᖅᑐᓂᒃ ᐆᒃᑐᖅᐸᒃᑐᓂᒃ ᐱᓕᕆᔪᑦ ᐃᓄᖕᓂᒃ ᐃᓕᓐᓂᐊᖅᑎᓂᒃ ᐱᓕᕆᑎᑦᑎᖃᑦᑕᕐᑯᓗᒋᑦ ᐃᓕᓐᓂᐊᖅᑐᓂᒃ ᒫᑯᒃᑐᓂᒡᓗ ᓄᓇᕗᒻᒥ. (ᓱᕐᓗ ᑕᐃᑲᓂ ᐃᓕᓐᓂᐊᖅᐸᒃᑐᓂᒃ ᓄᓇᕗᑦ ᓯᕗᓂᒃᓴᖓᓂ, ᐃᓄᐃᑦ ᐊᓱᒻᒥᖅᓴᐃᔭᐅᓂᖏᓐᓂᒃ ᐊᑐᖅᑕᐅᕚᒃᑐᓂ, ᐊᒻᒪᓗ ᐃᓄᐃᑦ ᓄᓇᒥᓂ ᖃᐅᔨᓴᖅᑕᐅᓂᕐᒧᑦ ᐃᑲᔪᖅᑎᐅᖃᑦᑕᕐᓂᖏᓐᓂᒃ ᐊᑐᖅᑕᐅᕚᒃᑐᓂᒃ), ᒪᓕᒃᑕᐅᖃᑦᑕᕐᓂᐊᕐᒪᑕ ᐊᑐᕐᑯᔭᐅᓂᖏᑦ ᑕᒪᒃᑯᓂᖓ ᐃᓚᒋᔭᐅᒍᑎᒃ ᐱᔫᓇᐅᑎᑖᕈᑎᒋᓇᓱᒃᑕᖏᓐᓄᑦ ᐊᖏᖅᑕᐅᔫᓇᕐᓂᖅ. ᐃᕐᓂᐅᕐᕕᑯᑦᑕᐅᖅ ᐃᑲᔪᖅᓯᐃᓂᐊᕐᒥᒧᑦ ᐊᓯᖏᓐᓂᒃ ᐃᑲᔫᑕᐅᕆᐊᖅᑐᓂᒃ ᓄᓇᓕᖕᓂ ᐊᔪᕈᓐᓃᖅᓴᐅᔾᔪᑕᐅᓂᕐᒧᑦ ᒫᑯᒃᑐᓂᒃ ᐃᓚᐅᖃᑦᑐᑎᒃ ᖃᔨᐅᓴᕐᓂᕐᒥᒃ ᐱᓕᕆᐊᖅᑐᓂᒃ ᐊᒻᒪᓗ ᐊᐅᓚᑦᑎᓂᖏᓐᓂᒃ ᑎᖕᒥᐊᖃᕐᕕᖕᒥᒃ.

6.4.4 ᓂᐅᕐᕈᐊᕐᓂᒃ ᐳᓚᕋᑦᑐᓕᕆᓂᕐᒥᒃ ᐱᓕᕆᐊᕐᑲᕐᓂᖅ

ᒪᓕᒃᑕᐅᓗᑎᒃ ᑕᐃᒃᑯᐊ *ᐃᓄᐃᑦ ᐃᑲᔫᓯᐊᖅᑖᕈᑎᒃᓴᖏᓐᓄᑦ ᐊᖏᕈᑏᑦ*, ᑐᖓᕕᒃᑯᑦ ᐊᐅᓚᑦᑎᔨᐅᕙᒃᑐᑦ ᑭᓇᐅᔭᕐᑯᑎᒋᔭᐅᔪᓂᒃ ᐊᔪᕈᓐᓃᖅᓴᐃᔾᔪᑎᒃᓴᓂᒃ ᐃᓄᖕᓂᒃ ᓴᓪᓕᓂ ᓂᐅᕐᕈᐊᓂᒃ ᐳᓚᕋᑦᑐᓕᕆᓂᕐᒥᒃ ᐱᓕᕆᔨᐅᔪᓐᓇᕐᓂᖅ ᐊᒻᒪᓗ ᐊᑑᑎᕐᑲᑦᑎᐊᕈᓐᓇᖅᑐᓂᒃ ᓄᓇᓕᖕᓂ ᑐᖓᕕᕐᑲᖅᑐᓂᒃ ᐳᓚᕋᑦᑐᓕᕆᓂᕐᒧᑦ ᐱᔨᑦᑎᕋᐅᑎᒃᓴᐅᔪᓐᓇᖅᑐᓂᒃ. ᑕᒪᒃᑯᐊ ᐱᔨᑦᑎᕋᐅᑏᑦ ᐃᓚᕐᑲᕐᓂᐊᖅᑐᑦ ᐊᔪᕈᓐᓃᖅᓴᖅᑕᐅᓂᖏᓐᓂᒃ, ᐃᓱᒻᒥᖅᓴᑕᐅᔪᓐᓇᕐᓂᖏᓐᓇᓪᓗᓐᓃᑦ ᐃᓚᐅᔪᒪᔪᑦ ᐱᓕᕆᔪᒪᓂᖅ ᓂᐅᕐᕈᐊᓂᒃ ᐳᓚᕋᑦᑎᓂᒃ ᐱᔨᑦᑎᕋᐃᔨᐅᔪᓐᓇᕐᓂᕐᒥᒃ; ᐱᕙᓪᓕᐊᑎᑦᑎᓗᑎᒃ ᓄᓇᓕᖕᓂ ᐱᔨᑦᑎᕋᐅᑕᐅᔪᓐᓇᖅᑐᓂᒃ ᑎᑭᓯᒪᔪᓂᒃ ᐳᓚᕋᑦᑎᓂᒃ; ᐊᒻᒪᓗ ᑎᑎᕋᖅᑕᐅᔪᓐᓇᕐᓂᖏᓐᓂᒃ ᕐᑲᓄᐃᓕᐅᕈᑎᒃᓴᓇᕙᖕᓂᐊᖅᑕᖏᓐᓂᒃ, ᑎᑭᓯᒪᔪᓄᓪᓗ ᓂᐅᕐᕈᐊᓄᑦ ᐊᑐᖅᑕᐅᔪᓐᓇᖅᑐᓂᒃ ᐊᕐᑭᐅᒪᕙᒌᕈᓐᓇᐅᑎᒃᓴᖏᓐᓂᒃ ᐊᒻᒪᓗ ᓂᐅᕕᐊᖑᔪᓐᓇᕐᓂᖏᓐᓄᑦ ᐱᔨᑦᑎᕋᐅᑎᖏᑦ ᐸᕐᓇᐅᑎᒃᓴᓕᐅᕈᓐᓇᕐᓂᐊᕐᒪᑕ (*ᐃᓄᐃᑦ ᐃᑲᔫᓯᐊᒃᓴᖏᓐᓄᑦ ᐊᖏᕈᑏᑦ* ᐃᓗᓕᖏᑦ 7.2). ᐃᕐᓂᐅᕐᕕᒃᑯᑦ ᐊᐅᓚᑎᔨᐅᕐᑲᑕᐅᓂᕐᒧᑦ ᑲᑎᒪᔨᕐᑲᓛᖏᑦ ᐃᓕᑕᖅᓯᓯᒪᕗᑦ ᐳᓚᕋᑦᑐᓕᕆᓂᖅ ᒪᓕᒐᕐᓂᒃ ᒪᓕᒍᑕᐅᑦᑎᐊᖅᓯᑎᒃ ᓄᓇᒥᒃ ᐊᑑᑕᐅᔪᓐᓇᕐᒪᑕ ᐃᑲᔪᖅᓯᐃᓪᓗᑎᒡᓗ ᐱᑕᕐᑲᐃᓐᓇᕈᓐᓇᖅᑐᓂᒃ ᑲᔪᓰᓐᓇᕈᓐᓇᖅᑐᓂᒃ ᐳᓚᕋᑦᑐᓕᕆᓂᕐᒥᒃ ᐱᓕᕆᐊᖑᔪᓂᒃ ᐊᐅᓚᑕᐅᔪᓐᓇᖅᑐᓂᒃ ᑕᐅᕙᓂ ᕐᑲᖅᓴᐅᖅᑑᑉ ᑎᖕᒥᐊᕐᑲᕐᕕᖓᓂ. ᐊᕐᕋᒍᒥ ᒪᓕᒃᑐᓂᒃ, ᓇᓂᓗ ᐊᒻᒪᓗ ᐱᓕᕆᐊᖑᑎᒋᓂᖏᑦ ᐃᓚᓂᒃᑯᑦ ᕐᑲᐅᔨᒋᐊᖅᑕᐅᕐᑲᑦᑕᕐᓂᐊᖅᑐᑦ. ᑲᓇᑕᒥ ᐆᒪᔪᓕᕆᔨᒃᑯᑦ ᐊᐅᓚᑦᑎᔨᐅᕐᑲᑕᐅᔪᓪᓗ ᑲᑎᒪᔨᕋᓛᑦ ᒪᓕᒐᕐᑲᑦᑎᑦᑎᔪᓐᓇᖅᑐᑦ ᕐᑲᓄᐃᓕᐅᕐᓇᕐᓂᖏᓐᓂᒃ. ᑲᓇᑕᒥ ᐆᒪᔪᓕᕆᔨᒃᑯᑦ ᐊᐅᓚᑦᑎᔨᐅᕐᑲᑕᐅᔪᓪᓗ ᑲᑎᒪᔨᕋᓛᑦ ᐃᓱᖅᑎᑦᑎᔪᓐᓇᖅᑐᑦ ᐱᔾᔪᑕᐅᓗᑎᒃ ᐱᐅᖏᑦᑐᒥᒃ ᐊᒃᑐᖅᑕᐅᓂᕐᓇᖅᑐᓂᒃ ᐊᕙᑎᖏᑦ ᓄᓇᐃᑦ ᓄᓇᒥᐅᑕᐃᓪᓗ ᐃᓕᖅᑯᓯᕐᑲᑎᕐᑲᖅᑐᑦ ᐃᓄᐃᑦ ᐱᒪᓇᐅᑎᑕᐅᔪᑦ ᑎᖕᒥᐊᕐᑲᕐᕕᐅᑉ [illegible] ᓚᐃᓴᕐᑲᕈᑕᐅᔭᕆᐊᕐᑲᕐᓂᐊᕐᒥᐊᑦ ᐱᐊᓇᐅᑎᓂᒃ ᐅᕝᕙᓗᓐᓃᑦ ᐊᖏᖅᑕᐅᓯᒪᕐᑲᔭᕆᐊᕐᑲᑦᓴᕐᒥᐊᑦ ᐊᑖᒍᑦ ᓄᓇᕗᒻᒥ ᐊᐅᓪᓚᕐᑲᑦᑕᕐᓂᖏᓐᓂᒃ ᐳᓚᕋᑦᑐᓕᕆᓂᕐᒧᑦ ᒪᓕᒐᕐᓂ, ᐊᒻᒪᓗ ᑕᐃᒃᑯᓂᖓ ᒪᓕᒋᐊᕐᑲᕐᓂᖏᓐᓄᑦ ᓄᓇᕗᒻᒥ [illegible] ᐃᓄᐃᑦ ᑕᒪᐃᓐᓂᒃ [illegible] (*ᐃᓄᐃᑦ ᐃᑲᔫᓯᐊᒃᓴᖏᓐᓄᑦ ᐊᖏᕈᑏᑦ* ᐃᓗᓕᖏᑦ *2.1.3*).

6.4.5 ᓄᓇᒥᑕᖅᑐᖅᓯᒪᕙᖕᓂᖏᑦ ᑕᕐᒫᕝᕙᖕᓂ

ᐃᕐᓂᐅᕐᕕᒃᑯᑦ ᐊᐅᓚᑎᔨᐅᕐᑲᑕᐅᓂᕐᒧᑦ ᑲᑎᒪᔨᕐᑲᓛᖏᑦ [illegible] ᐸᐸᑦᑎᓗᑎᒃ ᒫᓐᓇᐅᔪᖅ [illegible] ᕐᑲᖅᓴᐅᖅᑑᑉ ᑎᖕᒥᐊᕐᑲᕐᕕᖓ. ᓂᐅᕐᕈᐊᖅ

ᑎᑭᓯᒪᔪᖅ ᓄᓇᓕᕋᓛᕐᒧᐊᕈᒪᒍᓂ ᑕᖕᒫᕐᕕᐅᕙᖕᓂᕐᒧᑦ, ᐊᐅᓚᑦᑎᔨᐅᖅᑕᐅᓂᕐᒧᑦ ᑲᑎᒪᔨᕋᓛᑦ ᐅᖅᑲᐅᔾᔨᕙᖕᓂᐊᖅᑐᑦ ᑎᑭᓯᒪᔪᒥᒃ ᐳᓚᕋᑦᑎᒥᒃ ᓈᒪᒋᔭᐅᖅᑳᓇᐊᖅᑲᖅᓂᖕᒐᓂᒃ ᐅᐸᑐᒪᔭᖕᒐ, ᓇᖕᒥᓂᖅᑲᖅᑐᒥᒡᓗ ᐅᖅᑲᖅᑲᓚᐅᖅᓗᓂ ᐊᖏᖅᑕᐅᓂᐊᕐᒪᖔᑕ ᖃᐅᔨᒋᐊᕐᓗᑎᒃ ᐊᑐᖅᑕᐅᔪᓐᓇᕐᓂᖓᓂᒃ ᐱᕐᑯᑎᖏᑦ (*ᐃᓄᐃᑦ ᐃᑲᔫᓯᐊᒃᓴᖏᓐᓄᑦ ᐊᖏᕈᑏᑦ* ᐃᓗᓕᖏᑦ 5.5.5).

ᓄᑖᓂᒃ ᓄᓇᒦᕝᕕᐅᔭᖅᑐᖅᐸᒃᑐᓂᒃ ᑕᖕᒪᕐᕖᑦ ᑕᐅᕗᓂ ᓄᓇᖕᒐᓂ ᑎᖕᒥᐊᖅᑲᕐᕕᐅᑉ ᐱᔪᓐᓇᕐᓂᖅᑲᖅᑎᑕᐅᓲᖑᕚᑦ ᐊᑐᖅᑕᐅᔪᓐᓇᕐᓂᖅ ᐊᖏᖅᑕᐅᓯᒪᒍᑎᒃ ᐊᐅᓇᓯᒃᑎᑦ ᒥᑭᒋᐊᕐᓂᐊᖅᑎᓪᓗ ᑲᑐᔾᔨᖅᑎᒌᖏᓐᓄᒃ (*ᓄᓇᕗᒻᒥ ᓄᓇᑖᕈᑎᓂᒃ ᐊᖏᕈᑏᑦ* ᐃᓗᓕᖏᑦ *7.2.2*). ᐃᓄᐃᑦ ᓄᑖᓂᒃ ᑕᖕᒪᕐᕖᒃᓴᓕᐅᕈᒪᔪᑦ ᓄᓇᒦᕝᕕᒃᓴᓂᒃ ᖃᖅᓴᐅᖅᑰᕐᒥ ᑎᖕᒥᐊᖅᑲᕐᕕᖕᒪᑕ ᓄᓇᖏᓐᓂ ᐅᖅᑲᐅᓯᖅᑲᓇᐊᖅᑲᖅᓂᐊᖅᑐᑦ ᓇᓃᓐᓂᖕᒐᓂᒃ ᑕᖕᒫᕐᕕᒃᓴᐅᑉ ᑕᐃᒃᑯᓄᖕᒐ ᐊᐃᕖᑦ ᐊᖑᓇᓱᒃᑏᑦ ᑲᑐᔾᔨᖅᑎᖏᓐᓄᑦ ᐊᒻᒪᓗ ᐃᖅᓂᐅᖅᕕᒃᑯᑦ ᐊᐅᓚᑦᑎᔨᐅᖅᑕᐅᓂᕐᒧᑦ ᑲᑎᒪᔨᕋᓛᖏᓐᓄᑦ, ᐊᒃᑐᖅᑕᐅᓗᐊᖅᑕᐃᓕᒪᔭᓇᐊᖅᑲᖅᓂᖏᓐᓄᑦ ᐆᒪᔪᐃᑦ ᐊᒻᒪᓗ ᐆᒪᔪᖅᑲᖅᕕᐅᕙᖕᓂᖏᑦ (*ᐃᓄᐃᑦ ᐃᑲᔫᓯᐊᒃᓴᖏᓐᓄᑦ ᐊᖏᕈᑏᑦ* ᐃᓗᓕᖏᑦ *5.5.4*). ᒫᓐᓇᐅᔪᖅ, ᑖᒃᑯᐊ ᐃᖅᓂᐅᖅᕕᒃᑯᑦ ᐊᐅᓚᑦᑎᔨᐅᖅᑕᐅᓂᕐᒧᑦ ᑲᑎᒪᔨᕋᓛᖏᑦ ᐃᓕᑕᖅᓯᓯᒪᖏᓚᑦ ᓄᑖᓂᒃ ᓄᓇᒦᑦᑕᖅᑐᖅᕕᐅᕙᒃᑐᓂᒃ ᑕᖕᒫᕐᕕᖅᖅᐸᒃᑐᓂᒃ ᐊᑐᕐᓂᕐᓗᑕᐅᕙᖕᓂᖏᓂᒃ ᖃᐅᔨᖅᑲᑦᑕᖅᓯᒪᖏᓇᒥᒃ, ᓴᐳᓐᓂᐊᖅᑕᐅᓯᒪᔭᓇᐊᖅᑲᖅᓂᖏᑦ ᐊᑭᕋᖅᑐᕈᑕᐅᔪᓂᒃ, ᒪᓕᒃᑕᐅᔪᒃᓴᐅᓂᖏᑦ ᐆᒪᔪᖅᑲᖅᕕᖕᓂ ᐱᔾᔪᑎᖅᑲᖅᑐᓂᒃ, ᑕᐃᒃᑯᐊᓗ ᖃᓄᐃᖏᑦᑎᐊᓇᐊᖅᑲᖅᓂᖏᓐᓄᑦ ᑕᐅᕗᓂ ᐆᒪᔪᖅᑲᖅᕕᖏᑦ ᐆᒪᔪᐃᑦᓗ ᐊᒥᒫᓂᖏᑦ ᖃᓄᐃᖏᓗᑎᒃ (ᐃᓄᐃᑦ ᐃᑲᔫᓯᐊᒃᓴᖏᓐᓄᑦ ᐊᖏᕈᑏᑦ ᐃᓗᓕᖏᑦ 5.5.2). ᐊᕗᑎᓕᓇᔅᓯᐊᒃᑯᑦ ᓴᓇᔅᖏᑦ ᐊᒻᒪᓗ ᐊᐅᓚᑦᑎᔨᐅᖅᑕᐅᓂᕐᒧᑦ ᑲᑎᒪᔨᕋᓛᖏᑦ ᖃᐅᔨᓴᖅᑲᑦᑕᕈᓐᓇᖅᐳᑦ ᑕᒻᒫᕐᕕᐅᔪᓂᒃ ᓄᓇᒦᑦᑕᖅᑐᕝᕕᓕᐊᓇᔭᐅᔪᓂᒃ ᐊᓯᖏᓐᓂᒡᓗ ᐱᕐᑯᑎᖅᑲᕐᕕᐅᖏᓐᓇᖅᑐᓂᒃ ᐃᓛᓂᒃᑯᑦ ᖃᐅᔨᒪᔭᐅᑎᑦᑎᐊᓇᐊᖅᑲᖅᓂᖏᓐᓄᑦ ᐱᐅᔪᓂᒃ ᐋᖅᑭᐅᒪᑦᑎᐊᖅᓇᐊᖅᑲᖅᓂᖏᓐᓄᑦ ᐊᒻᒪᓗ ᐱᐅᖏᑦᑐᓂᒃ ᐊᒃᑐᐃᓂᖅᑲᖅᓂᐊᖏᒪᑕ ᐊᕙᓗᖏᓐᓂᒃ.

6.4.6 ᐃᓄᖕᓄᑦ ᐱᖁᑎᒋᔭᐅᔪᑦ ᓄᓇᐃᑦ

ᐃᓄᖕᓄᑦ ᐱᖁᑎᒋᔭᐅᔪᑦ ᓄᓇᖏᑦ ᑎᖕᒥᐊᖅᑲᖕᒥ ᐊᐅᓚᑕᐅᕙᒃᑐᑦ ᒪᓕᒃᑕᐅᑦᑐᑎᒃ *ᑎᑎᕋᖅᓯᒪᓂᖏᑦ 4-ᒥ ᐃᓄᐃᑦ ᐃᑲᔫᓯᐊᓴᖏᓐᓄᑦ ᐊᖏᕈᑎᖏᑦ* ᐅᖅᑲᖅᓯᒪᖕᒪᑕ ᑕᐃᒃᑯᐊ ᓄᓇᒥ ᐱᓪᓚᕆᐅᓂᖅᑲᖅᓂᖏᑦ ᐋᖅᑭᐅᒪᑦᑎᑕᐅᖅᑲᖅᑕᓇᐊᖅᑲᖅᓂᖏᓐᓂᒃ. *ᐃᓗᓕᖏᑦ 4-ᖓᓃᒥᔪᑦ* ᖃᓄᐃᓕᐅᖅᑎᐅᓂᖏᓐᓂᒃ ᑲᒪᒋᔭᐅᔭᓇᐋᓕᑦ ᑭᕗᓕᖅᒥ ᐃᓄᐃᑦ ᑲᑐᔾᔨᖅᑎᒌᖕᖏᓐᓄᑦ ᐊᒻᒪᓗ ᒥᓂᔅᑕᖕᒐᓄᑦ ᐊᐅᓚᑕᐅᓂᖏᑦ ᐃᓄᖕᓄᑦ ᐱᖁᑎᒋᔭᐅᔪᑦ ᓄᓇᖁᑎᖏᑦ ᑎᖕᒥᐊᖅᑲᖕᒥᐅᓂᖅᒥᓂᖏᑦ, ᓇᓗᓇᐃᔭᖅᑕᐅᓯᒪᓪᓗᑎᒡᓗ ᐊᖏᖅᑲᑎᒌᒍᑕᐅᔪᓐᓇᐃᓕᓯᒪᔪᓂᒃ ᐊᖅᑮᖅᑲᑎᒋᑎᐊᖅᓯᒍᓐᓇᖅᓂᖏᓐᓄᑦ ᐊᑐᖅᑕᐅᔪᓐᓇᖅᑐᑦ ᐊᒻᒪᓗ ᐊᓯᖏᓐᓂᒃ ᐊᑐᕈᓐᓇᖅᒥᔪᖏᓐᓂᒃ ᐃᓱᒪᒃᓴᖅᓯᐅᕈᑎᐊᓇᐊᖅᑲᖅᓂᖏᓐᓄᑦ (ᐆᒪᔪᓕᓇᔅᑯᑦ ᑭᒡᒐᖅᑐᐃᔨᖏᓐᓄᑦ, ᐱᓕᓇᔅᐅᔪᓄᑦ ᐊᒻᒪᓗ ᐊᖏᕈᑎᑎᒎᑦ ᐱᓕᓇᑎᑕᐅᔪᓄᑦ ᑳᓐᑐᕋᒃᑎᐅᔪᑦ), ᐊᒻᒪᓗ ᑎᑭᓯᒪᕝᕕᐅᔪᓐᓇᖅᓂᖏᓐᓂᒃ ᐃᑳᕝᕕᐅᔪᓐᓇᖅᓂᖓᓂᒃ ᑎᖕᒥᐊᖅᑲᕝᕕᐅᑉ ᑐᕌᖓᓂᖏᓐᓂᒃ ᑕᐅᕙᓈᖅᑐᑦ ᐃᓄᖕᓄᑦ ᓄᓇᖁᑎᖏᔪᐅᔪᓄᑦ ᑎᑭᓇᓱᒃᑕᖏᓐᓄᑦ.

6.4.7 ᒪᓕᒐᓇᔭᐅᔪᓂᒃ ᒪᓕᒃᑕᐅᑲᐃᖃᑦᑕᕐᓂᖏᑦ

ᒪᓕᒐᕐᓂᒃ, ᒪᓕᒐᓪᓗᑐᕐᓂᒃ, ᐊᖏᕈᑎᓂᓪᓗ ᐱᔾᔪᑎᖃᖅᑐᓂᒃ ᓴᐳᓐᓂᐊᖅᑕᐅᓯᒪᕝᕙᖕᓂᒃ ᓄᓇᕗᒥ ᒪᓕᒃᑕᐅᖁᔨᕙᖕᓂᖅ ᐱᒻᒪᕆᐊᓘᕗᖅ ᐊᐅᓚᑦᑎᓂᕐᒧᑦ ᑕᒪᒃᑯᓂᖓ ᓴᐳᓐᓂᐊᖅᑕᐅᓯᒪᕝᕕᐅᔪᓂᒃ. ᑲᓇᑕᒥ ᐅᒫᔪᓕᕆᔨᒃᑯᑦ ᐊᒻᒪᓗ ᐊᐅᓚᑦᑎᔨᐅᖃᑕᐅᓂᕐᒧᑦ ᑲᑎᒪᔨᕋᓛᑦ ᒪᓕᒃᑕᐅᑎᑦᑎᕙᖕᓂᐊᖅᑐᑦ ᒪᓕᒐᕐᓂᒃ ᖃᐅᔨᒪᑎᑦᑎᖃᑦᑕᓗᑎᒃ ᐃᓄᖕᓂᒃ ᖃᐅᔨᒪᔭᐅᔫᒃᓴᓂᒃ, ᐃᓕᓐᓂᐊᖅᓯᒪᓗᑕᐅᓗᑎᓪᓗ ᓴᐳᓐᓂᐊᖅᑕᐅᓯᒪᓂᖏᓐᓂᒃ ᓄᓇᐃᑦ, ᒪᓕᒐᓇᔭᐅᓂᖏᓐᓂᒃ ᐊᒻᒪᓗ ᐊᑐᐊᒐᓇᔭᐅᕙᒃᑐᓂᒃ ᑕᐅᕙᓂ, ᐊᒻᒪᓗ ᑐᕌᒐᓇᔭᐅᓂᖏᓐᓂᒃ, ᐱᓕᕆᐊᖑᔪᒪᓂᖏᓐᓂᓪᓗ ᐊᐅᓚᑕᐅᓂᖏᓐᓄᑦ ᑕᐅᕙᓂ ᓄᓇᖏᑦ.

ᐊᐅᓚᑦᑎᓂᕐᒧᑦ ᖃᓄᐃᓕᐅᕈᑎᒃᓴᐃᑦ ᒪᓕᒃᑕᐅᑎᑦᑎᓂᖅ ᒪᓕᒐᕐᓂᒃ ᐃᑲᑦᑐᐊᕐᒥ ᑎᖕᒥᐊᖃᕐᕕᖕᒥᒃ ᒪᑯᓂᖓ ᐃᓚᖃᓇᐊᖃᕐᓂᐊᖅᑐᑦ:

- ᐊᑐᐃᓐᓇᐅᑎᑕᐅᖃᑕᕐᓗᑎᒃ ᑖᒃᑯᐊ ᐊᐅᓚᑦᑎᔾᔪᑕᐅᓂᕐᒧᑦ ᐸᕐᓇᐅᑎᖏᑦ;
- ᐊᑐᓕᖅᑎᑕᐅᓂᖏᓐᓂᒃ ᑐᓴᐅᒪᖃᑦᑕᐅᑎᓂᕐᒧᑦ ᐸᕐᓇᐅᑎᓕᐊᕆᓯᒪᔭᖏᑦ ᓴᓇᔭᐅᓯᒪᔪᓂᖏᑦ, ᒪᓕᒃᓱᑎᒃ ᑐᑭᓯᓂᐊᕐᕕᐅᓯᒪᓂᖏᓐᓂᒃ ᓴᓪᓕᕐᒥᐅᑦ;
- ᐃᓕᐅᖃᐃᓯᒪᓗᑎᒃ ᑎᑎᖃᖃᖅᑐᓂᒃ ᖃᐅᔨᒪᑎᑦᑎᒋᐊᕈᓂᒃ ᐱᒻᒪᕆᐅᓂᖏᓐᓂᒃ ᑎᑭᓴᕐᕕᐅᕙᖕᓂᖏᓐᓂᒃ ᑎᖕᒥᐊᖃᕐᕕᖕᒧᑦ;
- ᐅᔾᔨᖅᑐᑦᑎᐊᕐᓂᖅ ᖃᐅᔨᒪᑎᑦᑎᒋᐊᕈᑏᑦ ᐊᑐᐃᓐᓇᐅᓂᖏᓐᓂᒃ ᐃᓄᖃᕐᕕᐅᒐᔪᒃᑐᓂ ᓴᓪᓕᕐᓂ;
- ᐅᔾᔨᖅᑐᑦᑎᐊᕐᓂᖅ ᐅᒥᐊᕐᔪᐊᒃᑰᖅᐸᒃᑐᑦ ᖃᐅᔨᒪᓂᖏᓐᓂᒃ ᐱᔪᓐᓇᐅᑎᖃᓇᐊᖃᕈᓐᓇᕐᓂᖏᓐᓂᒃ ᐃᒫᒍᕈᓐᓇᕐᓂᖏᓐᓄᑦ ᐃᑲᑦᑐᐊᑉ;
- ᐅᔾᔨᖅᑐᑦᑎᐊᕐᓂᖅ ᑎᖕᒥᓲᖅᑏᑦ ᖃᐅᔨᒪᓂᖏᓐᓂᒃ ᐱᔪᓐᓇᐅᑎᖃᓇᐊᖃᕈᓐᓇᕐᓂᖏᓐᓂᒃ ᐃᓗᐊᓃᓐᓂᐊᕈᑎᒃ ᐃᑲᑦᑐᐊᑉ ᑎᖕᒥᐊᖃᕕᖕᒐᓂᒃ;
- ᐅᔾᔨᖅᑐᑦᑎᐊᕐᓂᖅ ᓴᓪᓕᕐᒥᐅᑦ ᐃᓄᓕᒪᑦ, ᓇᖕᒥᓂᕐᓗ ᐱᓕᕆᕙᑖᑦ, ᖃᐅᔨᒪᔭᕆᐊᖃᕐᓂᖏᑦ ᐱᔪᓐᓇᐅᑎᖃᓇᐊᖃᕈᓐᓇᕐᓂᖏᓐᓂᒃ ᐃᓚᖏᓐᓂᒃ ᐱᓕᕆᔪᓐᓇᕐᓂᕐᒧᑦ ᑎᖕᒥᐊᖃᕐᕕᖕᒥ;
- ᐱᔫᒥᓴᐃᓂᖅ ᓴᓪᓕᕐᒥᐅᑕᓂᒃ ᐃᓄᓕᒫᓂᓪᓗ ᐅᖃᐅᓯᐅᖃᑦᑕᖁᔭᐅᓂᖏᓐᓂᒃ ᒪᓕᒐᕐᓂᒃ ᓯᖁᐃᔪᓂᒃ ᐱᓕᕆᐊᖑᔪᓂᒃ ᑎᖕᒥᐊᖃᕐᕕᐅᓂᕐᒥ ᐅᕝᕙᓘᓐᓃᑦ ᐱᔾᔪᑎᖃᖅᑐᓂᒃ ᑎᖕᒥᐊᕐᓂᒃ ᑎᑭᑉᐸᒃᑐᓂᒃ ᐅᖃᐅᓯᕆᓇᔭᐅᓪᓗᑎᒃ ᑲᓇᑕᒥ ᐆᒪᔪᓕᕆᔨᒃᑯᓐᓄᑦ ᐊᓯᖏᓄᑦᑐᓐᓄᑦ ᐊᐅᓚᑦᑎᔨᐅᔪᓐᓇᖅᑐᓄᑦ (ᑕᑯᓗᒋᑦ ᐊᕙᒃᑐᖅᓯᒪᓂᖏᓃᑦᑐᑦ 10-ᒥ ᐅᖃᖅᕙᒃᓴᐃᑦ ᑭᓇᒃᑰᓂᖏᑦ); ᐊᒻᒪᓗ
- ᐱᔫᒥᓴᐃᕙᖕᓂᖅ ᑕᐃᒪᖕᒐᑦ ᖃᐅᔨᒋᐊᖅᑕᐅᖃᑕᕐᓂᖏᓐᓂᒃ ᑎᑭᓯᒪᕕᐅᖃᑕᕐᓂᖏᑦ ᐅᕝᕙᓘᓐᓃᑦ ᐱᓕᕆᕕᖏᓐᓂ ᖃᐅᔨᒋᐊᕐᕕᐅᖃᑕᐅᓇᓇᔭᖅᑐᓂᒃ (ᓱᕐᓗ ᕿᒥᕐᕈᐊᖅᑕᐅᖃᑕᕐᓗᑎᒃ ᑎᑭᓯᒪᔪᑦ ᑎᑎᖃᖁᑎᖏᑦ ᑎᑎᕐᕕᐅᖃᑕᐃᓐᓇᓱᖕᒍᔪᑦ ᐅᒥᐊᕐᔪᐊᕐᓂᒃ ᑎᖕᒥᓲᕐᓂᓪᓗᓐᓃᑦ ᑎᑭᓯᒪᔪᓂᒃ) ᑎᖕᒥᐊᖃᕐᕕᖕᒥ.

6.4.8 ᐊᕙᑦᑐᖅᓯᒪᓂᕐᒋᓐᓂ ᖃᓄᐃᓕᐅᕈᑕᐅᕚᒃᑐᑦ ᐱᒋᐊᖅᑎᑕᐅᓯᒪᓕᖅᑐᓪᓗ

ᓱᓚᑎᒥᐅᑕᕆᔭᐅᔪᓂᒃ ᐃᒃᐱᒋᔭᐅᖃᑦᑕᖅᑯᔨᓂᖅ ᐃᓱᒪᒋᔭᐅᓗᐊᕐᒋᓂᖅᓴᐅᕝᓗᐊᖅᓱᑎᒃ ᑖᒃᑯᓄᓪᓚ ᐊᐅᓚᑦᑎᓂᕐᒧᑦ ᐸᕐᓇᐅᑎᓂ ᐅᕝᕙᓗᓐᓃᑦ ᑎᓕᔭᐅᓯᒪᕐᒋᑲᓗᐊᖅᑎᓪᓗᒋᑦ ᐃᕐᓂᐅᕐᕙᒃᑯᑦ ᐊᐅᓚᑦᑎᔨᐅᖃᑕᐅᓂᕐᒧᑦ ᑲᑎᒪᔨᕋᓛᕐᒋᑦ, ᐃᓚᒋᔭᐅᖃᑦᑕᕐᓂᕐᒋᑦ ᐊᕙᑦᑐᖅᓯᒪᓂᕐᒋᓐᓂ ᖃᓄᐃᓕᐅᕈᑕᐅᕚᒃᑐᓂ ᐅᕝᕙᓗᓐᓃᑦ ᐱᒋᐊᖅᑎᑕᐅᕙᒪᔪᓂᒃ ᐊᑐᖅᑕᐅᔭᕆᐊᖃᕐᓂᐊᖅᑐᒃᓴᐅᒋᕗᖅ ᐋᑎᖃᑦᑎᐊᕈᓐᓇᖅᑐᓂᒃ ᐊᐅᓚᑎᓗᐅᒋᐊᕐᓂᕐᒧᑦ ᑎᕐᒥᐊᖃᕐᕙᕐᒥᒃ ᐊᓯᕐᒋᓐᓂᒡᓗ ᐆᒪᔪᓕᕆᓂᕐᒥᒃ.

ᐃᕐᓂᐅᕐᕙᒃᑯᑦ ᐊᐅᓚᑦᑎᔨᐅᖃᑕᐅᓂᕐᒧᑦ ᑲᑎᒪᔨᕋᓛᕐᒋᑦ ᐃᓚᐅᖃᑦᑕᐃᓐᓇᖅᑐᑦ, ᐃᓚᒋᔭᐅᕚᒃᓱᑎᒡᓗᓐᓃᑦ ᐃᓄᓕᒫᑦ ᑐᓴᕐᕙᐅᕙᒪᓂᕐᒋᓐᓂ, ᐊᕙᑦᑐᖅᓯᒪᓂᕐᒋᓐᓂ ᒪᓕᒡᓗᑐᕐᓂᒃ ᖃᓄᐃᓕᐅᕈᑎᖃᖅᑐᓂᒃ. ᑕᒪᒃᑯᐊ ᒪᑯᓂᕐᒐᕈᓘᔭᖅ ᐃᓚᖃᕈᓐᓇᖅᐳᑦ ᐃᓚᐅᕝᕙᒋᖃᑦᑕᕈᓐᓇᖅᑕᕐᒋᑦ:

- ᕿᒥᕈᐊᖅᑕᐅᓂᕐᒋᓐᓂᒃ ᐱᓕᕆᐊᒃᓴᕆᔭᐅᕙᒪᕙᑦ, ᐅᖃᐅᓯᐅᓯᒪᕙᑦ ᑕᐃᒃᑯᓇᓂ ᓄᓇᕗᒻᒥ ᐸᕐᓇᐅᑎᓕᕆᓂᕐᒧᑦ ᓴᓇᔭᐅᕙᒪᓂᒡᓗ ᖃᐅᔾᔭᖃᑕᕆᐊᖃᕐᓂᕐᒧᑦ ᒪᓕᒐᕐᓂᒃ, ᐊᒃᑐᖅᑕᐅᓯᓂᐊᕈᑎᒃ ᐆᒪᔭᐃᑦ ᐊᒻᒪᓗ ᐆᒪᔪᖃᕐᕕᐅᕚᒃᑐᑦ ᐃᓗᐊᓂ ᑎᕐᒥᐊᖃᕐᕙᕐᓃᑦᑐᓂᒃ; ᐊᒻᒪᓗ;
- ᓄᓇᕗᒻᒥ ᓄᓇᐃᑦ ᐋᑑᑎᒃᓴᕐᒋᓐᓂᒃ ᐸᕐᓇᐅᑎᓕᕆᓂᕐᒧᑦ ᐊᒻᒪᓗ ᓯᕗᓂᒃᓴᒥ ᐋᕿᒋᐊᖅᑕᐅᔪᓐᓇᕐᓂᕐᒋᓐᓂᒃ ᐱᔾᔪᑎᖃᖅᑐᓂᒃ.

ᐊᓯᕐᒋᓐᓂᒃᑕᐅᖅ ᐱᒋᐊᖅᑎᑕᐅᓯᒪᔪᓐᓇᖅᑐᓂᒃ ᐊᒻᒪᓗ ᐱᕙᒃᓴᕆᔭᐅᓕᕈᓐᓇᖅᑐᓂᒃ ᐃᓖᓂᒃᑯᑦ ᓴᕿᑉᐸᒃᑐᓂᒃ ᓱᕗᕚᕆᐊᕈᑕᐅᒋᐊᕐᓂᕐᒧᑦ ᐊᕙᑦᑐᖅᓯᒪᓂᕐᒋᓐᓂ ᓴᐳᓐᓂᐊᖅᑕᐅᓂᕐᒋᑦ ᑎᕐᒥᐊᑦ ᑎᑭᑉᐸᒃᑐᑦ ᐊᓯᕐᒋᑦᓗ ᐆᒪᔪᐃᑦ, ᒪᑯᓂᕐᓚ ᐃᓚᖃᓐᓇᖅᑐᓂᒃ:

- ᓴᕿᑎᑕᐅᔪᓐᓇᕐᓂᕐᒋᑦᑕ ᓴᐳᓐᓂᐊᖅᑕᐅᓯᒪᕝᕙᒃᓴᐃᑦ ᓄᓇᕐᒋᑦ ᑭᕙᓪᓕᐅᑉ ᐊᕙᑦᑐᖅᓯᒪᓂᕐᓚᓂ; ᐊᒻᒪᓗ
- ᓄᓇᕗᒻᒥ ᐆᒪᔪᓕᕆᓂᕐᒧᑦ ᒪᓕᒐᖅᑎᒍᑦ ᖃᓄᐃᓕᐅᕈᑎᒃᓴᓄᑦ ᐱᓕᕆᐊᒃᓴᕆᔭᐅᓂᐊᖅᑐᓄᑦᓗ ᐸᕐᓇᐅᓯᕆᔪᓂᒃ *(ᐃᓄᐃᑦ ᐃᑲᔫᓯᐊᒃᓴᕐᒋᓐᓄᑦ ᐊᕐᒋᕈᐃᑦ ᐃᓗᓕᕐᒋᑦ 3.4.3).*

ᐊᐅᓚᑦᑎᔨᐅᖃᑕᐅᓂᕐᒧᑦ ᑲᑎᒪᔨᕋᓛᑦ ᐅᖃᐅᓯᖃᖃᑦᑕᕐᓂᐊᖅᑐᑦ ᐊᒻᒪᓗ ᑐᑭᓕᐅᖃᑦᑕᕐᓗᑎᒃ ᖃᓄᑎᒋ ᐃᓚᐅᓂᐊᕐᒪᕐᓕᑕ ᑕᒪᒃᑯᐊ ᑲᒪᒋᔭᐅᓕᕈᑎᒃ ᐊᒻᒪᓗ ᐱᒋᐊᖅᑎᑕᐅᓯᒪᓕᕐᓂᕈᑎᒃ, ᐊᑐᓂ ᐃᕐᒥᒎᕐᓗᒋᑦ ᓴᕿᑦᑐᑦ ᐃᓱᒪᒃᓴᖅᓯᐅᕈᑎᐊᖄᓚᐅᕐᓗᓂᒋᑦ ᖃᓄᐃᓕᕐᓚᓂᕐᒋᑦ. ᐅᓗᕆᐊᓇᕐᓂᖃᕈᓐᓇᕐᓂᕐᒋᑦ ᑎᕐᒥᐊᖃᕙᕐᓄᑦ, ᓴᐳᓐᓂᐊᖅᑕᐅᓂᕐᒋᓄᑦᓗ ᐃᑲᔪᑎᒃᓴᐅᔪᓐᓇᕐᓂᕐᒋᑦ, ᐊᒻᒪᓗ ᖃᓄᑎᒋ ᐊᒃᑐᐃᔪᓐᓇᕐᒪᕐᓕᑕ ᑐᑭᓕᐅᕈᑕᐅᔭᕆᐊᖃᕐᓂᐊᖅᑐᑦ ᐊᐅᓚᑦᑎᔨᐅᖃᑕᐅᓂᕐᒧᑦ ᑲᑎᒪᔨᕋᓛᑦ ᐃᓚᐅᔪᓐᓇᕐᓂᕐᒋᓐᓄᑦ. ᐊᓯᕐᒋᑦᑕᐅᖅ ᓂᕆᐅᓇᕐᒋᑦᑐᑦ ᓴᕿᑦᑐᓐᓇᕐᒥᔪᑦ ᐃᓚᐅᔭᕆᐊᕐᑲᕈᑕᐅᓕᕈᓐᓇᖅᑐᑦ ᐊᐅᓚᑦᑎᔨᐅᖃᑕᐅᓂᕐᒧᑦ ᑲᑎᒪᔨᕋᓛᓄᑦ.

7 ᐊᖏᕈᑕᐅᓯᒪᔭᕆᐊᓖᑦ ᐱᓕᕆᐊᒃᓴᐃᑦ, ᐊᔪᕐᓇᖅᑎᑕᐅᔪᑦ ᐱᓕᕆᐊᕕᐅᔪᓐᓇᕐᓂᕐᒧᑦ ᐊᒻᒪᓗ ᐊᔪᖅᑎᑕᐅᔪᑦ ᑎᑭᓯᒪᕕᐅᔪᓐᓇᕐᓂᖏᓐᓄᑦ

ᑲᑎᒪᐅᑕᐅᕙᒃᑐᓂ ᑎᖕᒥᐊᓕᕆᓂᕐᒧᑦ ᒪᓕᒐᓕᐊᕆᔭᐅᕙᒃᑐᑦ ᒪᓕᒐᓕᐅᕈᑕᐅᕙᖕᒪᑕ ᑐᖓᕕᐅᓂᕐᒧᑦ ᓴᐳᓐᓂᐊᖅᑕᐅᖃᑕᕐᓂᖏᓄᑦ ᑎᖕᒥᐊᑦ ᓂᕿᒃᓴᕆᔭᐅᕙᒃᑐᑦ ᑎᑭᑉᐸᒃᑐᑦ ᐊᕐᕋᒍᑕᒫᖅ, ᐅᒡᓗᖃᕐᕕᖏᓪᓗ, ᒪᓐᓂᖏᓪᓗ, ᓱᕋᒃᑎᖅᑕᐅᖃᑕᕆᐊᖃᓐᖏᓂᖏᓐᓄᑦ, ᐸᒡᕕᓴᒃᑕᐅᖃᑦᑕᕆᐊᖃᓐᖏᓂᖏᓐᓄᑦ, ᐊᒻᒪᓗ ᐋᓂᖅᑕᐅᖃᑦᑕᕆᐊᖃᓐᖏᓂᖏᓐᓄᑦ. ᑕᐃᒃᑯᐊᓗ ᑲᑎᒻᒪᐅᑕᐅᕙᒃᑐᓂᑦ ᑎᖕᒥᐊᓕᕆᓂᕐᒧᑦ ᒪᓕᒐᕆᐊᕆᔭᐅᓯᒪᔪᓂᖔᖅᐸᒃᑐᑦ ᒪᓕᒐᓪᓗᑐᕆᔭᐅᕙᒃᑐᑦ ᑐᕋᖓᓪᓗᑐᖅᐸᒃᑐᑦ ᐊᑐᖅᑕᐅᓂᖏᑦ ᐊᕕᒃᑐᖅᓯᒪᓂᖏᓐᓂ ᓴᓇᔭᐅᓯᒪᕙᒃᑐᑦ ᒪᓕᒃᓱᑎᒃ ᑲᑎᒻᒪᐅᑕᐅᕙᒃᑐᓂᒃ ᑎᖕᒥᐊᓕᕆᓂᕐᒧᑦ ᒪᓕᒐᓕᐊᖑᓯᒪᔪᓂᒃ, ᓴᕿᑎᑦᑎᓗᑕᐅᕙᖕᒪᑕ ᑎᖕᒥᐊᖃᕐᕕᐅᓂᐊᖅᑐᓂᒃ ᐊᒻᒪᓗ ᑐᖓᕕᒃᓴᖃᕈᑕᐅᓂᕐᒧᑦ ᖃᓄᖅ ᐊᐅᓚᑕᐅᓂᕆᓂᐊᖅᑕᖏᓐᓂᒃ. ᑕᐃᒃᑯᐊ ᑎᖕᒥᐊᖃᕐᕕᖕᓄᑦ ᒪᓕᒐᓪᓗᑐᕆᔭᐅᓕᖅᐸᒃᑐᑦ ᐅᓂᒃᑳᖅᓯᒪᓕᖕᒍᕗᑦ ᐊᔪᕐᓇᖅᑎᑕᐅᔪᓂᒃ ᐱᓕᕆᐊᖑᔪᓐᓇᕐᓂᖅ (ᑎᖕᒥᐊᖃᕐᕕᖕᓂ) ᑎᖕᒥᐊᖃᕐᕕᖕᓄᑦ ᒪᓕᒐᓪᓗᑐᖅᑎᒍᑦ ᑎᑎᕋᖅᓯᒪᓂᖏᓐᓂ 3-ᒥᒃ 5-ᒧᑦ, ᐊᒻᒪᓗ ᐊᕕᒃᑐᖅᓯᒪᓂᖏᓐᓂ 10-ᒦ) ᐊᒻᒪᓗ ᒥᓂᔅᑕᖓᑦ ᐊᕙᑎᓕᕆᔾᔪᐊᑉ ᐊᐅᓚᑦᑎᔨᐅᔪᓐᓇᖅᑎᑕᐅᓪᓗᓂ ᐃᓗᓕᖏᓐᓂᒃ ᐊᖏᖅᑎᐅᔪᓐᓇᕐᓂᖓᓄᑦ ᐅᕝᕙᓘᓐᓃᑦ ᐱᓕᕆᕝᕕᐅᔪᓐᓇᕐᓂᖏᓐᓄᑦ ᑎᖕᒥᐊᖃᕐᕖᑦ ᐊᓯᐊᒍᑦ ᐊᔪᕐᓇᖅᑎᑕᐅᔪᓐᓇᖃᑕᖅᑐᓂᒃ ᐊᓯᖏᓐᓄᑦ ᐱᓕᕆᔪᒪᔪᓄᑦ (ᑎᖕᒥᐊᖃᕐᕕᖕᓄᑦ ᒪᓕᒐᓪᓗᑐᐃᑦ 9-ᒦᑦᑐᑦ).

ᐱᔪᓐᓇᐅᑎᖃᖅᓱᑎᒃ ᒪᓕᒐᖅᑎᒍᑦ ᓄᓇᕗᒻᒥ ᓄᓇᑖᕐᓂᕐᒧᑦ ᐊᖏᕈᑎᑎᒍᑦ ᐊᒻᒪᓗ ᒪᓕᒃᑕᐅᔭᕆᐊᖃᕆᓪᓗᑎᒃ ᓱᓕ ᐊᓯᖏᑦᑕᐅᖅ ᐃᓯᖃᖅᑎᑦᑎᔾᔪᑎᑦ "ᐃᓄᐃᑦ ᐃᓯᒪᖅᓯᖅᐳᑦ ᓄᖃᖅᑎᑕᐅᔪᓐᓇᕋᑎᒡᓗ ᐱᔪᓐᓇᐅᑎᖃᕐᒪᑕ ᑎᑭᓯᒪᔪᓐᓇᕐᓂᖅ, ᐊᖑᓇᓱᒍᓐᓇᕐᓂᖏᓐᓄᑦ, ᑕᒪᐃᓐᓂ ᓄᓇᓂ, ᐃᒪᕐᓂ, ᑕᕆᐅᕐᒥᓗ ᐃᓗᐊᓃᑦᑐᓂᒃ ᓄᓇᕗᒻᒥ ᓄᓇᑖᕆᓯᒪᔭᖓᑕ ᐃᓗᐊᓂ" (ᓄᓇᕗᒻᒥ ᓄᓇᑖᕐᓂᕐᒧᑦ ᐊᖏᕈᑎᑎᒍᑦ 5.7.16). ᐱᔪᓐᓇᐅᑎᖏᑦ ᐊᑐᓇᕗᑦ ᖃᖅᓴᐅᖅᑑᑉ ᑎᖕᒥᐊᖃᕐᕕᖓᓂ. ᑕᒪᒃᑯᐊ ᓄᓇᕗᒻᒥ ᓄᓇᑖᕐᓂᕐᒧᑦ ᐊᖏᕈᑏᑦ ᐃᓄᖕᓂᒃ ᐱᔪᓐᓇᐅᑎᖃᕆᐊᖃᕈᑕᐅᖏᓚᑦ ᐊᖑᓇᓱᒍᓐᓇᕐᓂᖏᓐᓄᑦ ᑎᖕᒥᐊᕐᓂᒃ ᐊᒻᒪᓗ ᐃᓚᐅᔪᓐᓇᕐᓂᖏᓐᓂᒃ ᐱᓕᕆᐊᖑᔪᓂᒃ ᐱᔾᔪᑎᖃᖅᑐᓂᒃ ᑎᖕᒥᐊᖅᓯᐅᕈᓐᓇᕐᓂᕐᒥ ᑎᖕᒥᐊᖃᕐᕕᖕᒥ.

ᑖᒃᑯᐊ ᐊᐅᓚᑦᑎᓂᕐᒧᑦ ᐸᕐᓇᐅᑕᐅᓂᖏᑦ, ᐃᓄᐃᑦ ᐃᑲᔫᓯᐊᒃᓴᖏᓐᓄᑦ ᐊᖏᕈᑏᓂᑐᑦ, ᐊᕙᑎᓕᕆᔾᔪᐊᒃᑯᓪᓗ ᐊᑐᐊᒐᖃᓇᕗᑦ ᐃᓱᒪᒃᓴᖅᓯᐅᕈᑕᐅᔭᕆᐊᖅᑐᓂᒃ ᐱᔪᓐᓇᐅᑎᑖᕐᓂᐊᖅᑐᓂᒃ ᐱᔾᔪᑎᖃᖅᑐᓂᒃ ᐅᕝᕙᓘᓐᓃᑦ ᐊᖏᖅᑕᐅᔭᕆᐊᖃᕐᓂᖏᓐᓂᒃ ᐊᔪᕐᓇᖅᑎᑕᐅᔪᓂᒃ ᐱᓕᕆᔭᕆᐊᖃᕐᓂᕐᒥᒃ ᐱᔾᔪᑎᖃᖅᑐᓂᒃ ᓴᐳᓐᓂᐊᖅᑕᐅᓯᒪᕕᖕᒥ ᐅᖃᐅᓯᐅᓯᒪᓗᑎᒃ ᑲᓇᑕᒥ ᐆᒪᔪᓕᕆᓂᕐᒧᑦ ᒪᓕᒐᖅᑎᒍᑦ ᐊᒻᒪᓗ ᑎᖕᒥᐊᕐᓂᒃ ᐅᑎᖅᐸᒃᑐᓂᒃ ᑲᑎᒻᒪᐅᑕᐅᓗᑎᒃ ᒪᓕᒐᓕᐊᖑᓯᒪᔪᑦᓂᒃ, 1994-ᒥ ᓇᓗᓇᐃᔭᐅᑕᐅᕙᖕᓂᐊᕐᒪᑕ ᑕᐃᒃᑯᐊ ᐊᑐᖅᑕᐅᓂᐊᖅᑐᓄᑦ ᐊᖏᖅᑕᐅᕙᖕᓂᐊᖅᑐᓂᒃ ᐱᔪᓐᓇᐅᑎᑖᕋᓱᒃᑐᓂᒃ ᐅᖃᐅᓯᐅᓂᐊᓐᓂ ᐱᔪᓐᓇᐅᑎᑖᕐᓂᐊᕐᒪᖔᑕ ᐃᓱᒪᒃᓴᖅᓯᐅᕈᑎᖃᕐᓂᖏᓐᓂᒃ ᐊᔪᕐᓇᖅᑎᑕᐅᕙᒃᑐᓂᑦ ᐱᓕᕆᔭᕆᐊᖃᕐᓂᖅ ᖃᖅᓴᐅᖅᑑᑉ ᑎᖕᒥᐊᖃᕐᕕᖓᓂ.

ᑎᖕᒥᐊᖃᕐᕕᖕᓄᑦ ᒪᓕᒐᓪᓗᑐᓇᔭᐅᔪᑦ ᒪᑯᓂᖓ ᐊᑖᓂ ᑎᑎᕋᖅᓯᒪᔪᓂᒃ ᐱᔪᓐᓇᖅᑎᑦᑎᕙᖕᒋᓚᑦ, ᑭᓯᐊᓂ ᐊᖏᖅᑕᐅᓯᒪᓪᓗᑐᕈᑎᒃ ᐱᓕᕆᐊᖑᔪᓐᓇᕐᓂᖏᓐᓂᒃ ᐱᔪᓐᓇᐅᑎᖃᕐᓗᑎᒃ (ᖃᐅᔨᒪᔭᐅᓂᐊᖅᐳᖅ ᐃᓄᐃᑦ ᐊᖑᓇᓱᒍᓐᓇᖅᓂᖏᑦ ᐊᒃᑐᖅᑕᐅᓯᒪᖏᑦᑐᑦ ᑖᒃᑯᓄᖓ, ᐅᖃᐅᓯᐅᕌᓂᒃᓯᒪᖕᒪᑕ ᐱᔪᓐᓇᐅᑎᖃᕐᓂᖏᑦ ᖁᓛᓂ);

- ᑭᓇᑐᐃᓐᓇᖅ ᑎᖕᒥᐊᖅᓯᐅᕈᓐᓇᖏᑦᑐᖅ.
- ᑭᓇᑐᐃᓐᓇᖅ ᓱᕋᖅᑎᕆᓂᐊᖏᓚᖅ ᑎᒍᓯᖃᑦᑕᕆᐊᖃᕋᓂᓗᓐᓃᑦ ᑎᖕᒥᐊᑦ ᐅᓪᓗᖏᓐᓂᒃ.
- ᑭᓇᑐᐃᓐᓇᖅ ᐸᐸᑦᑎᕙᖕᓂᐊᖏᓚᖅ ᐆᒪᔪᒥᒃ ᓱᓕ ᑎᖕᒥᐊᕐᒥᒃ, ᑎᒥᕕᓂᖓᓂᒡᓗᓐᓃᑦ, ᐊᒥᖓᓂᒡᓗᓐᓃᑦ, ᐅᓪᓗᖓᓂᒡᓗᓐᓂᑦ, ᒪᓐᓂᖏᓐᓂᒡᓗᓐᓃᑦ ᑎᖕᒥᐊᑦ.
- ᑭᓇᑐᐃᓐᓇᖅ ᖁᑭᐅᓯᔭᖅᐸᖕᓂᐊᖏᓚᖅ ᐊᖑᓇᓱᖕᓂᕐᒧᓘᓃᑦ ᐊᑑᑎᓕᖕᒥᒃ ᐱᖁᑎᓂᒃ ᐱᓯᒪᔪᓐᓇᖏᓚᖅ
- ᑭᓇᑐᐃᓐᓇᖅ ᑎᒍᐊᕆᓯᒪᔭᒥᓂᒃ ᑳᑦᒥᒃ ᕿᒻᒥᕐᒥᓂᒡᓗᓐᓃᑦ ᐃᐲᖕᓛᖅᑎᑦᑎᕙᖕᓂᐊᖏᑦᑐᖅ ᓇᒧᑐᐃᓐᓇᕈᓐᓇᖅᑐᒥᒃ
- ᑭᓇᑐᐃᓐᓇᖅ ᐱᓕᕆᕙᖕᓂᐊᖏᓚᖅ ᓱᒃᑯᑎᕆᓂᐊᖅᑐᒥᒃ ᑎᖕᒥᐊᕐᓂᒃ, ᒪᓐᓂᖏᓐᓂᒡᓗᓐᓃᑦ, ᐅᓪᓗᖏᓐᓂᒡᓗᓐᓃᑦ, ᓇᔪᒐᕆᕙᒃᑕᖏᓐᓂᒡᓗᓐᓃᑦ ᑎᖕᒥᐊᑦ ᓄᓇᐃᑦ.

7.1 ᐊᐅᓚᑦᑎᔨᓄᑦ ᐊᖏᖅᑕᐅᓯᒪᔭᕆᐊᓖᑦ

7.1.1 ᐊᖏᖅᑕᐅᖃᑦᑕᕐᓂᖏᑦ ᐱᔪᓐᓇᐅᑏᑦ

ᐊᑐᖅᑕᐅᓂᖏᓐᓂ *ᑎᖕᒥᐊᖃᕐᕕᖕᓄᑦ ᒪᓕᒐᓪᓗᑐᐃᑦ* ᐊᒻᒪᓗ ᐆᒃᑐᖅᑐᖃᕌᖓᑦ, ᒥᓂᔅᑕᐅᔪᖅ ᐊᕙᑎᓕᕆᓂᕐᒧᑦ ᐊᖏᕈᓐᓇᖅᐳᖅ ᐊᔪᕐᓇᖅᑎᑕᐅᔪᓂᒃ ᐱᓕᕆᐊᖑᔪᓐᓇᖅᑐᓂᒃ ᐊᑐᕐᓗᓂᒋᑦ *ᑎᖕᒥᐊᖃᕐᕕᖕᓄᑦ ᒪᓕᒐᓪᓗᑐᐃᑦ* ᑐᓂᓯᔪᓐᓇᖅᓯᓂ ᐱᔪᓐᓇᐅᑎᓂᒃ. ᑕᒪᓐᓇ ᐱᓕᕆᓂᕐᒧᑦ ᑐᕌᖓᔪᖅ ᐊᖑᒪᔭᕆᐊᖃᖅᐳᖅ ᐊᑕᐅᓯᕐᒥᒃ ᑕᒪᒃᑮᔪᓂᒡᓗᓐᓃᑦ ᐊᑑᑎᖃᕐᓂᐊᖅᑐᓂᒃ ᐊᒻᒪᓗ ᖃᓄᐃᓕᖅᓴᖁᔭᐅᓂᖏᓐᓂᒃ ᒪᓕᒋᐊᖃᖅᓯᑎᒃ ᐅᖃᐅᓯᐅᓯᒪᔪᓂᒃ ᐊᕙᑎᓕᕆᔨᒃᑯᑦ ᐊᑐᐊᒐᓕᐅᖁᑎᒋᔭᖏᓐᓂ ᐃᓯᒪᒃᓴᖅᓯᐅᑎᑦᑎᓂᐊᕐᒪᖔᑕ ᐱᔪᓐᓇᖅᑎᑦᑎᓂᐊᕐᒪᖔᑕ ᐅᕙᓗᓐᓃᑦ ᐊᖏᕈᑎᔪᓐᓇᖅᓯᐊᕐᒪᖔᑦ ᐊᓯᖏᓐᓄᑦ ᐊᔪᕐᓇᖅᑎᑕᐅᑉᐸᑦ ᐱᓕᕆᐊᖑᔪᓐᓇᖅᑐᓂᒃ ᑎᖕᒥᐊᕐᓂᒃ ᓴᐳᓐᓂᐊᖅᑕᐅᓯᒪᕙᖕᓂ ᑎᒃᑯᐊᖅᑕᐅᓯᒪᔪᓂ, ᒪᓕᒃᑐᑎᒃ *ᑲᓇᑕᒥ ᐆᒪᔪᓕᕆᓂᕐᒧᑦ ᒪᓕᒐᕐᓂᒃ ᐊᒻᒪᓗ ᑎᖕᒥᐊᕐᓂᒃ ᐅᑎᖅᐸᒃᑐᓂᒃ ᑲᑎᒻᒪᐅᑕᐅᓪᓗᑎᒃ ᒪᓕᒐᓕᐊᕆᓯᒪᔪᓂᒃ 1994*-ᒥ.

ᐊᑑᑕᐅᓂᖏᓐᓄᑦ:

- ᐱᓕᕆᐊᖑᔪᓂᐊᖅᑐᑦ ᐊᒃᑐᖅᓯᓯᒪᓂᐊᖅᒋᑯᑎᒃ ᓱᒃᑯᓕᕆᑕᐅᔭᓐᓇᖅᑐᓂᒃ ᑎᖕᒥᐊᕐᓄᑦ, ᒪᓐᓂᖏᓐᓄᑦ, ᐅᓪᓗᖏᓐᓄᑦ, ᓇᔪᒐᕆᕙᒃᑕᖏᓐᓄᓪᓗ; ᐅᕝᕙᓗᓐᓃᑦ
- ᐱᓕᕆᐊᖑᔪᓂᐊᖅᑐᑦ ᒪᓕᒃᐸᑕ ᐱᔾᔪᑕᐅᓂᖏᓐᓂᒃ ᐊᒻᒪᓗ ᑎᖕᒥᐊᖃᕐᕕᒋᔭᐅᓯᒪᓂᖏᓐᓂᒃ, ᐊᒻᒪᓗ ᒪᓕᒃᑐᓂ ᒫᓐᓇᐅᓂᖅᐹᖑᔪᒪᔪᒥᒃ ᐊᐅᓚᑦᑎᓂᐅᑉ ᐸᕐᓇᐅᓯᐊᓇᔭᐅᓯᒪᔪᓂ ᑎᖕᒥᐊᖃᕐᕕᖕᓂ.

ᖃᓄᐃᓕᖅᓴᖁᔭᐅᕙᖅᑭᖅᓂᖏᑦ:

- ᐊᓯᖕᒫᖏᓐᓂᒃ ᐱᓕᕆᐊᖑᖕᒫᕈᓐᓇᕐᓂᖏᓐᓂᒃ ᐃᓱᒪᒃᓴᖅᓯᐅᕈᑎᖃᓚᐅᕐᒥᔪᑦ; ᐊᒻᒪᓗ
- ᐊᒃᑐᖅᑕᐅᓗᐊᓈᒃᑯᑎᒃᓴᐃᑦ ᐃᓱᒪᒃᓴᖅᓯᐅᕈᑕᐅᓯᒪᒍᑎᒃ ᐊᒻᒪᓗ ᐊᖏᕈᑕᐅᓯᒪᒍᑎᒃ.

ᒪᓕᒐᖃᖅᑎᑕᐅᓂᖏᑦ ᖃᓄᐃᓕᖓᔭᕆᐊᖃᖅᑎᑕᐅᓂᖏᓪᓗ ᐊᐅᓚᑦᑎᓂᖏᓐᓂ ᐱᓕᕆᐊᕆᓂᐊᖅᑕᖏᓐᓂᒃ, ᒥᓂᔅᑕᐅᑉ ᐃᓱᒪᒃᓴᖅᓯᐅᕈᑎᖃᕆᐊᖃᖅᑐᖅ ᓴᐳᓐᓂᐊᖅᑕᐅᓯᒪᔭᕆᐊᖃᕐᓂᖏᓐᓂᒃ ᐊᒃᑐᖅᑕᐅᓗᐊᓈᒃᑯᑎᒃᓴᖃᕆᐊᖃᕐᓂᖏᓂᓪᓗ ᑎᖕᒥᐊᑦ, ᓇᔪᖅᐸᒃᑕᖏᓪᓗ ᓄᓇᖏᑦ, ᑕᒪᒃᑯᐊᓗ ᐃᓚᔭᐅᓯᒪᔪᓇᖅᓱᑎᒃ ᐱᔪᓐᓇᐅᑎᑖᕆᓂᐊᖅᑕᖏᓐᓄᑦ ᒪᓕᒐᕆᔭᐅᓗᑎᒃ. ᑐᑭᓯᒋᐊᕐᕕᒋᓗᒋᑦ ᐅᖃᐅᓯᐅᓯᒪᔪᑦ ᑎᑎᕋᖅᓯᒪᔪᑦ 7.1.7-ᖓᓂ ᑐᑭᓯᒋᐊᑎᐊᒃᑲᓐᓂᕈᒪᒍᕕᑦ ᐱᔪᓐᓇᐅᑎᑦ ᐊᑐᖅᑕᐅᕙᕐᓂᖏᓐᓂᒃ.

7.1.2 ᓄᓇᕗᒻᒥ ᐃᓄᐃᑦ ᐱᓕᕆᔪᓐᓇᕐᓂᖏᑦ ᐱᔪᓐᓇᐅᑎᖃᖏᓪᓗᑎᒃ

ᓄᓇᕗᒻᒥ ᐃᓄᐃᑦ ᐱᔪᓐᓇᐅᑎᖄᓂᒃᑐᑦ ᑎᖕᒥᐊᖃᕐᕕᖕᓄᐊᖃᑦᑕᕈᓐᓇᕐᓂᖅ, ᐊᑭᓖᔭᕆᐊᖃᖅᑎᒃ ᐱᔪᓐᓇᐅᑎᖃᖏᓗᑎᒡᓗ, ᒪᑯᓂᖓ ᐱᓕᕆᐊᖃᕈᓐᓇᕐᓂᖏᓐᓄᑦ.

- ᐊᖑᓇᓱᖕᓂᕐᒧᑦ ᑕᒪᒃᑯᓄᖓ ᐊᑐᔪᓂᒃ ᐱᓕᕆᐊᖃᕈᓐᓇᕐᓂᕐᒧᑦ (*ᓄᓇᕗᒻᒥ ᓄᓇᑖᕐᓂᕐᒧᑦ ᐊᖏᕈᑎᑎᒍᑦ 5.7.18 ᐊᒻᒪᓗ ᐃᓄᐃᑦ ᐃᑲᔫᓯᐊᓴᖏᓐᓄᑦ ᐊᖏᕈᑏᑦ ᐃᓗᓕᖏᑦ 5.2*),
- ᐅᔭᕋᖕᓂᐊᕈᓐᓇᕐᓂᖅ ᐊᖏᑎᒋᔪᓂᒃ 60-ᓂᒃ ᑭᑉᐹᓇᒃᑐᓂᒃ ᔮᑦᓕᖕᓂᒃ ᐆᒃᑐᕋᐅᑎᓂᒃ ᐅᒃᑯᓯᒃᓴᔭᕐᓂᒃ ᑎᖕᒥᐊᖃᕐᕕᖕᓂᒃ ᐊᒻᒪᓗ ᖃᓄᑐᐃᓐᓇᖅ ᐱᔪᒪᔭᖏᓐᓂᒃ ᐃᓄᐃᑦᑦ ᓄᓇᖁᑎᒋᔭᖏᓐᓂᒃ ᑎᖕᒥᐊᖃᕐᕕᐅᑉ ᐃᓗᐊᓃᑦᑐᓂᒃ (*ᓄᓇᕗᒻᒥ ᓄᓇᑖᕐᓂᕐᒧᑦ ᐊᖏᕈᑎᑎᒍᑦ 19.9.4 ᐊᒻᒪᓗ ᐃᓄᐃᑦ ᐃᑲᔫᓯᐊᒃᓴᖏᓐᓄᑦ ᐊᖏᕈᑏᑦ ᐃᓗᓕᖏᑦ 5.4*), ᐊᒻᒪᓗ
- ᓴᕿᑦᑎᑎᔪᓐᓇᕐᓂᖅ ᓄᑖᓂᒃ ᓄᓇᓕᕋᓛᕆᔭᐅᓂᐊᖅᑐᓂᒃ ᑕᖕᒫᕐᕕᒃᓴᓂᒃ (ᒪᓕᒃᓯᒪᑐᐊᕈᑎᒃ ᑕᐃᒃᑯᓂᖓ ᐃᓗᓕᖏᓃᑦᑐᓂᒃ 6.4.5, *ᐃᓄᐃᑦ ᐃᑲᔫᓯᐊᒃᓴᖏᓐᓄᑦ ᐊᖏᕈᑏᑦ ᐃᓗᓕᖏᓐᓂᒃ 5.5-ᒥ ᐊᒻᒪᓗ ᑕᐃᒃᑯᓂᖓ, ᓄᓇᕗᒻᒥ ᓄᓇᑖᕐᓂᕐᒧᑦ ᐊᖏᕈᑎᓂᒃ*).

ᐃᓄᐃᑦ ᐃᑲᔫᓯᐊᒃᓴᖏᓐᓄᑦ ᐊᖏᕈᑏᑦ (ᐃᓗᓕᖏᑦ 5.3) ᐃᓄᖕᓄᑦ ᐱᔪᓐᓇᐅᑕᐅᕗᑦ ᑎᑭᓯᒪᖃᑦᑕᖁᓐᓇᕐᓂᖅ ᑕᐅᕗᖓ ᐊᐅᓚᕈᔾᔪᓗᑎᒃ ᐊᖑᓇᓱᒋᐊᕈᑎᔭᖏᓐᓂᒃ ᑎᖕᒥᐊᖃᕐᕕᖕᒦᑐᓐᓇᖅᓱᑎᒃ ᐃᑳᕐᕈᓇᖅᓱᑎᓪᓗ ᑎᖕᒥᐊᖃᕐᕕᖕᒥᒃ ᐊᒻᒪᓗ ᖁᑭᐅᓯᔭᕈᓇᖅᓱᑎᒃ ᐃᖕᒥᓂᒃ ᓴᐳᓐᓂᐊᕈᑎᓂᒃ ᐅᕝᕙᓗᓐᓃᑦ ᐊᐅᓛᕈᑎᔭᖏᑕ ᓴᐳᓐᓂᐊᖅᑕᐅᔾᔪᑎᒃᓴᖏᓐᓂᒃ. ᐱᔪᓐᓇᐅᑎᖃᕆᕗᑦ ᑎᑭᓯᒪᔭᓇᕐᓂᖅ ᑕᐅᕗᖓ ᐱᔪᓐᓇᐅᑎᖃᖏᓗᑎᒃ ᐊᖑᓇᓱᒍᓐᓇᕐᓂᕐᒧᑦ, ᐱᓕᕆᔪᓐᓇᕐᓂᕐᒧᓪᓗ ᑐᑭᓕᐅᑦᑎᐊᑐᐃᓐᓇᕐᑐᑎᒃ ᐊᖑᓇᓱᖕᓂᕐᒧᑦ ᐱᔾᔪᑎᖃᖅᑐᓂᒃ ᐱᓕᕆᐊᕆᔭᖏᓐᓂᒃ.

ᐃᓄᓪᓚᕆᐅᖏᑦᑐᑦ ᑐᓂᔭᐅᓯᒪᔭᓇᓐᖏᓚᑦ ᑕᒪᒃᑯᓂᖓ ᓄᓇᒧᑦ ᑎᑭᓯᒪᔭᓇᐅᑎᓂᒃ ᐊᒻᒪᓗ ᒪᓕᒐᖃᖅᑎᑕᐅᑦᑕᐃᓕᒪᔭᓇᐅᑎᓂᒃ, ᑐᓂᔭᐅᓯᒪᒐᓗᐊᕈᑎᒡᓗᓐᓇᐊᓐᓂᑦ ᐃᓄᓪᓚᕆᐅᖏᑦᑐᑦ ᐊᖑᓇᓱᒍᓐᓇᐅᑎᓂᒃ ᐱᓇᓱᒍᓐᓇᐅᑎᓂᒡᓗᓐᓃᑦ ᐱᔪᓐᓇᐅᑎᖃᖅᑐᒥᒃ ᐃᓄᖕᒥᖕᒫᖅᓯᒪᔪᒥᒃ ᖃᐃᑦᑎᔭᐅᓯᒪᔪᒥᒃ ᐱᓯᒪᒐᓗᐊᕈᓂ, ᒪᓕᒃᑕᐅᔭᕆᐊᖃᕐᓂᖏᓐᓄᑦ ᓄᓇᕗᒻᒥ ᓄᓇᑖᕈᑎᓄᑦ ᐊᖏᕈᑎᑦ ᐃᓗᓕᖏᑦ 5.7.35-ᒦᑦᑐᑦ.

7.1.3 ᓄᓇᕗᒻᒥᐅᑦ ᐃᓄᐃᑦ ᐱᓕᕆᐊᕆᔪᓐᓇᖅᑕᖏᑦ ᑭᓯᐊᓂ ᐱᔪᓐᓇᐅᑎᖃᕈᑎᒃ

ᑮᓇᐅᔭᓕᐅᕈᑎᒃᓴᓂᒃ ᐱᓕᕆᐊᕆᔭᐅᔪᑦ ᐱᓕᕆᔾᔪᑕᐅᔪᓪᓗ ᐱᔪᓐᓇᐅᑎᖃᕆᐊᖃᖅᑐᑦ ᑎᖕᒥᐊᖃᕐᕕᖕᒥ ᓄᓇᕗᒻᒥ ᐃᓄᖕᓄᑦ ᓇᖕᒥᓂᖃᕐᕕᐅᔪᓂᒡᓗᓐᓃᑦ. ᑕᐃᒪᑦᑕᕆᐊᖃᖅᑎᑕᐅᙱᑦᑐᑦ ᑭᓯᐊᓂ ᐊᐅᓛᕈᔾᔭᖃᑦᑕᖅᑐᑦ ᐊᖑᓇᓱᒋᐊᕈᔾᔭᓗᑎᒃ ᐊᖑᓇᓱᒃᑎᓂᒃ ᐃᖃᓪᓕᐊᖅᓯᒪᔪᓂᒡᓗᓐᓃᑦ. ᓄᓇᕗᒻᒥ ᐃᓄᐃᑦ ᐊᐅᓛᕈᔾᔭᕙᒃᑐᑦ ᐱᔪᓐᓇᐅᑎᖃᕆᐊᖃᙱᑲᓗᐊᖅᓱᑎᒃ ᑭᓯᐊᓂ ᐃᓄᓪᓚᕆᐅᙱᑦᑐᑦ ᐊᖑᓇᓱᒃᑏᑕᐅᔪᑦ, ᐃᖃᓪᓕᐊᖅᑎᑕᐅᔪᓪᓗᓐᓃᑦ ᐊᐅᓛᕈᑎᒋᔭᖏᑦ ᐱᔪᓐᓇᐅᑎᖃᕆᐊᖃᖅᐳᑦ. ᑕᑯᓗᒋᑦ ᐅᖃᐅᓯᐅᔪᑦ ᐊᕕᒃᑐᖅᓯᒪᓂᖏᓐᓂ 7.1.5-ᒦᑦᑐᑦ ᐃᓄᓪᓚᕆᐅᙱᑐᓂᒃ ᐱᔪᓐᓇᐅᑎᓕᕆᔪᑦ. ᐊᓯᖏᓐᓂᒃ ᐊᐅᓪᓛᕈᔾᔭᕙᖕᓂᕐᒥᒃ ᐱᔾᔪᑎᖃᖅᑐᑦ (ᓲᕐᓗ ᐊᕙᑎᒥᒃ ᑕᑯᓂᐊᖅᑎᑦᑎᓂᕐᒥᒃ, ᖃᔭᕆᐊᒃᑰᕈᔾᔭᕐᓂᕐᒥᒃ, ᐊᓯᖏᓐᓂᒡᓗ) ᓄᓇᕗᒻᒥ ᐃᓄᖕᓂᒃ ᐱᔪᓐᓇᐅᑎᖃᕆᐊᖃᕈᓐᓇᖅᐳᑦ. ᑐᑭᓯᓂᐊᕐᕕᒋᓗᒋᑦ ᐃᓗᓕᖏᑦ ᑎᑎᕋᖅᓯᒪᔪᑦ 7.1.7-ᒥ ᑐᑭᓯᐊᑦᑎᐊᒃᑲᓐᓂᕈᓐᓇᕐᓂᕐᒧᑦ ᐱᔪᓐᓇᐅᑎᓕᕆᔪᓂᒃ ᐱᔾᔪᑎᖃᖅᑐᓂᒃ.

7.1.4 ᐃᓄᓪᓚᕆᐅᙱᑦᑐᓄᑦ ᐱᓕᕆᐊᖃᕈᓐᓇᕐᓂᖏᑦ ᐱᔪᓐᓇᐅᑎᖃᙱᓗᑎᒃ

ᑕᒪᐃᓐᓂᑦᑎᐊᖅ ᐱᓕᕆᐊᖑᔪᓐᓇᖅᑐᑦ, ᐃᓚᖃᖅᓱᑎᒡᓗ ᑕᐃᒃᑯᓂᖓ ᓄᓇᒧᑦ ᑕᐅᕗᖓ ᑎᑭᓯᒪᔪᓐᓇᕐᓂᕐᒥᒃ ᐊᒻᒪᓗ ᓄᓇᖏᓃᑐᓐᓇᕐᓂᖏᓐᓂᒃ ᑲᔪᓯᑎᑕᐅᓇᔭᕈᑎᒃ ᐱᔪᓐᓇᖅᑎᑕᐅᓗᑎᒃ, ᐱᔪᓐᓇᐅᑎᖃᕆᐊᖃᕐᓂᐊᖅᑐᒃᓴᐅᒋᕗᑦ ᓱᓕ ᐃᓄᓪᓚᕆᐅᙱᑦᑐᑦ, ᑎᖕᒥᐊᑦ ᓂᕿᒃᓴᓇᔭᐅᕙᒃᑐᑦ ᐃᓄᐃᑦ ᓄᓇᖏᓃᓕᕋᖕᒐᒥᒃ (ᑕᒫᓂ ᐄᐳᒥᒃ ᐊᒃᑑᐱᕆᒧᑦ ᑎᑭᓪᓗᒍ); ᐊᒻᒪᓗ ᖃᖓᑐᐃᓐᓇᖅ ᐊᕐᕋᒍᒥ, ᑕᐃᒃᑯᐊ ᐃᓄᓪᓚᕆᐅᙱᑦᑐᑦ ᐱᓕᕆᔪᒪᓂᐊᖅᑐᑦ, ᐱᓕᕆᐊᕆᔪᒪᔭᖏᓪᓗᓐᓃᑦ ᓯᕋᖅᑎᓇᓗᑕᐅᓂᐊᕈᑎᒃ ᑎᖕᒥᐊᖃᕐᕕᐅᔪᓂ ᓄᓇᓂᒃ ᐱᔪᓐᓇᐅᑎᖃᕆᐊᖃᖅᑐᒃᓴᐅᔪᑎᒍᑦ. ᑕᒪᓐᓇ ᐊᑐᕆᕗᖅ ᐊᖑᓇᓱᒍᓐᓇᐅᑎᒥᒃ ᐱᓇᓱᒍᓐᓇᐅᑎᒥᒡᓗᓐᓃᑦ ᑐᓂᔭᐅᓯᒪᔪᖃᑦᑕᓗᐊᖅᐸᑦ ᐱᔪᓐᓇᐅᑎᒋᔭᐅᔪᓂᒃ ᐊᑐᑦᑕᐅᔭᕆᐊᖃᕐᓂᖏᓐᓄᑦ ᐃᓗᓕᖏᑦ 5.7.35-ᒦᑦᑐᑦ ᓄᓇᕗᒻᒥ ᓄᓇᑖᕐᓂᕐᒧᑦ ᐊᖏᕈᑎᖏᑦ.

7.1.5 ᐃᓄᓪᓚᕆᐅᙱᑦᑐᑦ ᐱᓕᕆᔪᓐᓇᕐᓂᖏᑦ ᐊᖏᖅᑕᐅᔪᓐᓇᖅᑐᑦ ᑭᓯᐊᓂ ᐱᔪᓐᓇᐅᑎᖃᕐᓗᑎᒃ

ᐃᓄᓪᓚᕆᐅᙱᑦᑐᑦ ᐱᔪᓐᓇᐅᑎᖃᕆᐊᖃᖅᐳᑦ ᖁᑭᐅᓯᔭᕈᓇᕐᓂᕐᒧᑦ ᑎᖕᒥᐊᖃᕐᕕᖕᓂ. ᐃᓄᓪᓚᕆᐅᙱᑐᑦᑕᐅᑦ ᐱᔪᓐᓇᐅᑎᓕᔭᕆᐊᖃᕆᕗᑦ ᖁᑭᕆᐊᖃᑦᑕᕈᓐᓇᕐᓂᕐᒧᑦ ᐊᒻᒪᓗ ᐸᐸᑦᑎᔪᓐᓇᕐᓂᖅ ᑐᖅᑯᑕᒥᓂᒃ ᑎᖕᒥᐊᕐᓂᒃ. ᑕᒪᓐᓇ ᐱᖃᓯᐅᔾᔭᓯᒪᒋᕗᖅ ᐃᓄᓪᓚᕆᐅᙱᑦᑐᓂᒃ-ᐊᖑᓇᓱᒋᐊᕈᔾᔭᐅᓯᒪᔪᓂᒃ ᐆᒪᔪᓂ ᖃᓄᐃᑦᑑᓂᖏᓐᓂᒃ ᓇᓗᓇᐃᖅᑕᐅᓯᒪᔪᓂᒃ (ᐊᖑᓇᓱᒋᐊᕈᔾᔭᔪᖅ ᐃᓄᓚᕆᐅᒐᓗᐊᖅᐸᑦ ᓄᓇᕗᒻᒥᐅᑕᐅᓗᓂ, ᐱᔪᓐᓇᐅᑎᖃᙱᑎᓪᓗᒍᓗᓐᓃᑦ ᐃᓄᒃ, ᐊᑐᖅᑕᐅᔭᕆᐊᖃᖅᐳᑦ ᒪᓕᒃᑕᐅᔭᕆᐊᖃᕐᓂᖏᓐᓄᑦ ᐃᓄᐃᑦ ᐃᑲᔫᓯᐊᒃᓴᖏᓐᓄᑦ ᐊᖏᕈᑏᑦ ᐃᓗᓕᖏᑦ ᑎᑎᕋᖅᓯᒪᔪᑦ 5.3.1-ᒥ; ᐊᕕᒃᑐᖅᓯᒪᓂᖏᓐᓂ 7.1.2). ᑐᑭᓯᓂᐊᕐᕕᒋᓗᒋᑦ ᑎᑎᕋᖅᓯᒪᔪᑦ 7.1.7-ᖓᓂ ᑕᒡᕙᓂ ᑐᑭᓯᒋᐊᑦᑎᐊᕈᒪᒍᕕᑦ ᐱᔪᓐᓇᐅᑎᓕᕆᔪᑦ.

7.1.6 ᐱᓕᕆᔪᓐᓇᕐᓂᖅ ᐊᖏᖅᑕᐅᓯᒪᔪᑦ ᐱᔪᓐᓇᐅᑎᖃᕐᓗᑎᒃ ᐃᓄᖕᓄᑦ ᐱᖁᑎᒋᔭᐅᔪᓂ ᓄᓇᓂ

ᑕᐃᒃᑯᐊ ᑲᑎᒻᒪᐅᑕᐅᕙᖕᓂᖏᓄᑦ ᑎᖕᒥᐊᓕᕆᓂᕐᒧᑦ ᒪᓕᒐᐃᕐ, ᐊᒻᒪᓗ ᒪᓕᒐᓪᓗᑐᓇᔭᖏᑦ ᐊᑐᖅᑕᐅᕗᑦ ᐃᓄᖕᓄᑦ ᐱᖁᑎᒋᔭᐅᔪᓂ ᓄᓇᓂ ᑎᖕᒥᐊᖃᕐᕕᖕᒦᓂᖏᓐᓂᒃ. ᒥᓂᔅᑕᐅᔪᖅ ᐊᕙᑎᓕᕆᔨᕐᔪᐊᒃᑯᓐᓄᑦ ᑐᓂᓯᓯᒪᔪᓐᓇᖅᑐᑦ ᐱᔪᓐᓇᐅᑎᓂᒃ ᐱᓕᕆᕝᕕᐅᔪᓐᓇᕐᓂᐊᕐᒪᑕ ᐃᓄᖕᓄᑦ ᐱᖁᑎᒋᔭᐅᔪᑦ ᓄᓇᖏᑦ, ᑐᑭᓯᓂᐊᕈᑕᐅᓚᐅᕐᓗᑎᒃ ᑭᕙᓪᓕᕐᒥ ᐃᓄᐃᑦ ᑲᑐᔾᔨᖃᑎᒌᖏᑦ. ᐊᑐᖅᑕᐅᓴᔪᐃᑦᑐᒥᒃ ᐊᔾᔨᐅᖏᑦᑐᒥᒃ ᐱᐅᓯᖅᑎᑕᐅᓰᖕᒪᑕ ᑐᑭᓕᐅᕐᓂᖏᓐᓂᒃ ᑐᓂᔭᐅᔪᖃᕐᓂᐊᕐᒪᖓᑦ ᑎᖕᒥᐊᖃᕐᕕᖕᒥ ᐱᔪᓐᓇᐅᑎᓂᒃ ᐃᓄᖕᓄᑦ ᐱᖁᑎᒋᔭᐅᔪᓂ ᓄᓇᓕᕆᔪᓂ, ᑭᕙᓪᓕᕐᒥ ᐃᓄᐃᑦ ᑲᑐᔾᔨᖃᑎᒌᖏᑦ ᐅᖃᖅᓯᒪᑦᑎᐊᕆᐊᖃᕐᒪᑕ ᐃᑲᔪᖅᓱᐃᓂᖏᓐᓂᒃ ᐱᔪᓐᓇᐅᑎᑖᕿᕈᒪᔪᓂᒃ. ᐃᓗᓕᖏᑦ 4-ᖓᓃᑦᑐᑦ ᐃᓄᐃᑦ ᐃᑲᔫᓯᐊᒃᓴᖏᓐᓄᑦ ᐊᖏᕈᑎᖏᓃᑦᑐᑦ ᐅᓂᒃᑳᖅᑕᐅᓯᒪᑦᑎᐊᖅᑐᑦ ᖃᓄᐃᓕᐅᖃᑦᑕᕆᐊᖃᕐᓂᖏᓐᓂᒃ.

ᐊᒻᒪᑕᐅᖅ ᓱᓕ, ᑎᖕᒥᐊᖃᕐᕕᐅᓂᖓᓂ ᐱᔪᓐᓇᐅᑎᓕᕆᔪᓂ, ᐱᓕᕆᔪᒪᔪᑦ ᐊᖏᖅᑕᐅᓯᒪᖃᑦᑕᕆᐊᖃᕆᕗᑦ ᑭᕙᓪᓕᕐᒥ ᐃᓄᐃᑦ ᑲᑐᔾᔨᖃᑎᒌᖏᓐᓄᑦ ᑎᑭᓯᒪᔪᓐᓇᕐᓂᖑᓄᑦ ᐃᓄᖕᓄᑦ ᐱᖁᑎᒋᔭᐅᔪᓂᒃ ᓄᓇᓂᒃ ᑎᖕᒥᐊᕐᕕᐅᓂᕐᒦᑦᑐᓂᒃ.

7.1.7 ᑲᓇᑕᒥ ᐱᔪᓐᓇᐅᑎᓂᒃ ᐱᓇᓱᐊᖃᑦᑕᕈᓐᓇᕐᓂᕐᒧᑦ ᐱᐅᓯᕆᔭᐅᕙᒃᑐᑦ ᐊᑐᖅᑕᐅᔭᕆᐊᓖᑦ

ᑐᒃᓯᕋᐅᑏᑦ ᐱᓕᕆᔪᒪᓂᕐᒧᑦ ᑕᐅᕙᓂ ᖃᖅᓴᐅᖅᑐᑉ ᑎᖕᒥᐊᖃᕐᕕᖓᓂ ᐱᔾᔪᑕᐅᓂᖏᓐᓂ, ᑕᐃᒃᑯᐊ ᑲᓇᑕᒥ ᐆᒪᔪᓕᕆᔨᕐᔪᐊᒃᑯᑦ ᒪᓕᒐᓪᓗᑐᖏᑦ (ᖃᓪᓗᓈᑎᑐᑦ ᑕᐃᔭᐅᕙᒃᑐᓂᒃ Regulations-ᓂᒃ) ᐊᑐᖅᑕᐅᕙᒃᐳᑦ ᒪᓕᒐᕿᒑᖅᑎᑐᑦ ᐊᐅᓚᑦᑎᔾᔪᑕᐅᓂᕐᒧᑦ, ᐊᑐᕐᓗᑎᒃ ᓄᓇᕗᒻᒥ ᐸᕐᓇᐅᓯᐊᕆᔭᐅᓯᒪᔪᓂᒃ ᐊᒻᒪᓗ ᐱᓕᕆᐊᖑᔪᒪᔪᓂᒃ ᖃᐅᔨᓴᖃᑦᑕᕆᐊᖃᕐᓂᕐᒧᑦ ᒪᓕᒐᕐᔪᐊᕐᓂᒃ ᑐᑭᓕᐅᕈᑕᐅᓂᖏᓐᓄᑦ ᓄᓇᕗᑦ ᐃᓗᐊᓂ ᒪᓕᒐᓪᓗᑐᖃᐅᑦᑎᐊᕆᐊᖃᕐᓂᖏᓐᓂᒃ ᐋᖅᑭᐅᒪᔭᐅᓂᐊᖅᑐᓂᒃ ᓄᓇᕗᒻᒥ. ᑕᒪᕐᒥᒃ ᐱᓕᕆᔪᒪᓂᕐᒧᑦ ᑐᒃᓯᕋᐅᑏᑦ ᓄᓇᕗᒻᒥ ᑐᓂᔭᐅᖄᕆᐊᖃᕐᒪᑕ ᓄᓇᕗᒻᒥ ᐸᕐᓇᐃᔭᒃᑯᑦ ᑲᒥᓯᓇᖏᓐᓄᑦ (ᐸᕐᓇᐃᔭᒃᑯᓐᓄᑦ). ᑖᒃᑯᐊ ᑲᒥᓯᓇᖏᑦ ᐸᕐᓇᐃᔮᑦ ᑐᑭᓯᓂᐊᖃᑦᑕᖅᐳᑦ ᐱᓕᕆᐊᖑᔪᒪᔪᓂᒃ ᑐᒃᓯᕋᖅᑕᐅᔪᓂᒃ ᒪᓕᑦᑎᐊᕆᐊᖃᕐᓂᖏᓐᓄᑦ ᑭᕙᓪᓕᕐᒥ ᓄᓇᐃᑦ ᐊᑐᖅᑕᐅᔪᓐᓇᕐᓂᖏᓐᓄᑦ ᐸᕐᓇᐅᑎᓕᐊᕆᔭᐅᖀᓂᒃᓯᒪᔪᓂᒃ, ᐊᒻᒪᓗ ᑐᓂᓯᔩᖑᑦᑐᑎᒃ ᒪᓕᑦᑎᐊᕐᒪᖔᑕ ᓇᓗᓇᐃᔭᐅᑎᒥᓂᒃ ᑕᐃᒃᑯᓄᖓ ᑲᓇᑕᒥ ᐆᒪᔪᓕᕆᔨᖕᓄᑦ. ᐸᕐᓇᐃᔮᑦᑕᐅᖅ ᑲᒥᓯᓇᖏᑦ ᑐᔪᐃᖃᑦᑕᕐᒥᔪᑦ ᓴᓂᐊᓂᒃ ᐱᓕᕆᐊᒃᓴᐃᑦ ᑐᒃᓯᕋᐅᑎᖏᓐᓂᒃ, ᑎᑎᖃᓂᒃ ᑐᑭᓕᐅᕈᑎᒋᔭᖏᓐᓂᒃ ᐊᒻᒪᓗ ᖃᓄᐃᑐᑐᐃᓐᓇᕐᓂᒃ ᐊᑐᓕᖁᔭᖏᓐᓂᒃ, ᓄᓇᕗᒻᒥ ᓄᓇᐃᑦ ᐊᒃᑐᖅᑕᐅᓯᒪᔪᓐᓇᕐᓂᖏᓐᓄᑦ ᐊᕙᑎᓕᕆᔨᒃᑯᑦ ᑲᑎᒪᔨᖏᓐᓄᑦ (ᐊᕙᑎᓕᕆᔨᒃᑯᑦ ᑲᑎᒪᔨᖏᓐᓄᑦ) ᕿᒥᕐᕈᐊᖅᑕᐅᓂᐊᖅᑐᓂᒃ, ᑕᐃᒪᐃᓇᔭᖏᑐᑦ ᑭᓯᐊᓂ ᒪᓕᒐᖃᖏᑦᑐᓐᓇᖅᑎᑕᐅᒍᑎᒃ ᐱᓕᕆᔪᒪᔪᑦ. ᐊᕙᑎᓕᕆᔨᒃᑯᑦ ᑲᑎᒪᔨᖏᑦ ᑐᑭᓕᐅᖅᑎᐅᕙᒃᑐᑦ ᐱᓕᕆᐊᖑᔪᒪᔪᓂᒃ ᐱᔾᔪᑕᐅᔪᓐᓇᕐᓂᖏᓐᓂᒃ ᐱᒻᒪᕆᐅᔪᓐᓇᖅᑐᓂᒃ ᐊᕙᑎᒥᒃ ᐱᐅᓯᑐᖃᕐᓂᒃ ᐅᕝᕙᓗᓐᓃᑦ ᐃᓅᖃᑎᒋᒃᑐᓄᑦ-ᐃᓅᓯᖃᕈᑕᐅᔪᑦ ᑮᓇᐅᔭᓕᐅᕈᑕᐅᕙᒃᑐᓪᓗᓐᓃᑦ ᐊᒃᑐᖅᑕᐅᓇᔭᕈᑎᒃ ᐊᒻᒪᓗ ᖃᐅᔨᓴᖅᑕᐅᑦᑎᐊᒃᑲᓐᓂᕆᐊᖃᕐᓂᐊᕐᒪᖔᑕ ᑐᑭᓕᐅᖅᑎᐅᕙᖕᒥᔪᑦ ᑕᒪᒃᑯᐊ. ᐊᕙᑎᓕᕆᔨᒃᑯᑦ ᑲᑎᒪᔨᖏᑦ ᑐᓂᓯᔩᖑᕗᑦ ᐅᓂᒃᑳᓕᐊᖏᓐᓂᒃ ᕿᒥᕐᕈᐊᓚᐅᖅᑕᖏᓐᓂᒃ ᐃᓱᒪᓕᐅᕈᑎᒋᓯᒪᔭᒥᓂᒃ ᑲᓇᑕᒥ ᐆᒪᔪᓕᕆᔨᒃᑯᖏᓐᓄᑦ.

ᑲᓇᑕᒥ ᐆᒪᔪᓕᕆᔨᒃᑯᑦ ᑐᓂᓯᔪᓐᓇᓲᖑᖏᓚᑦ ᐱᔪᓐᓇᐅᑎᓂᒃ ᐱᔪᓐᓇᐅᑎᑕᕋᓱᐊᖅᑐᓄᑦ ᐆᒃᑐᖅᓯᒪᔪᓄᑦ, ᑭᓯᐊᓂ ᐱᐅᔪᓂᒃ ᒪᓕᑦᑎᐊᕐᓂᖅᑕᐅᓯᒪᒍᑎᒃ ᑐᑭᓕᐅᖅᑕᐅᓯᒪᓕᖅᑐᓂᒃ ᑐᓂᔭᐅᓯᒪᓕᕈᑎᒃ, ᐱᓕᕆᐊᖑᔪᒪᔪᓪᓗᓐᓃᑦ ᖃᐅᔨᓴᖅᑕᐅᔭᕆᐊᖃᓐᖏᓂᖅᑕᖅᑕᐅᒍᑎᒃ ᑭᓯᐊᓂ, ᐸᕐᓇᐃᔨᒃᑯᓐᓄᑦ ᐅᕝᕙᓗᓐᓃᑦ ᓈᒻᒪᖕᓂᖅᑕᖅᑕᐅᓚᐅᕐᓗᑎᒃ ᐊᕙᑎᓕᕆᔨᒃᑯᑦ ᑲᑎᒪᔨᖏᓐᓄᑦ, ᐅᖃᖅᓯᒪᓗᑎᒃ ᐱᓕᕆᐊᖑᔪᒪᔪᑦ ᑲᔪᓯᔪᓐᓇᕐᓂᖅᑕᖅᑕᐅᓗᑎᒃ. ᐊᒻᒪᑕᐅᖅ ᓱᓕ, ᐅᖃᐅᔾᔨᒋᐊᖅᑎᐅᖃᑦᑕᒪᑕ ᒥᓂᔅᑕᒧᑦ ᑕᒪᐃᓐᓂᒃ ᐱᔾᔪᑎᖃᖅᑐᓂᒃ ᐸᕐᓇᐅᑎᓕᐊᕆᔭᐅᕙᒃᑐᓂᒃ ᐊᒻᒪᓗ ᐊᐅᓚᑕᐅᕙᖕᓂᖏᓐᓂᒃ ᑎᖕᒥᐊᖃᖅᕖᑦ. ᐃᓂᐅᕐᕕᒃᑯᑦᑕᐅᖅ ᐊᐅᓚᑦᑎᔨᐅᖃᑕᐅᓂᕐᒧᑦ ᑲᑎᒪᔨᕋᓛᖏᑦ ᕿᒥᕐᕈᐊᖃᑦᑕᕐᒥᔪᑦ ᑲᓇᑕᒥ ᐆᒪᔪᓕᕆᔨᒃᑯᑦ ᐱᔪᓐᓇᐅᑎᑖᖅᑎᓯᒪᔭᖏᓐᓂᒃ ᐊᒻᒪᓗ ᑐᓂᓯᓲᖑᓪᓗᑎᒃ ᑲᑎᒪᔨᕋᓛᑦ ᑖᒃᑯᐊ ᐊᑐᓕᖅᑯᔭᒥᓂᒃ ᑐᓂᔭᐅᓚᐅᖏᓂᖏᓐᓇᓗ ᓱᓕ ᐱᔪᓐᓇᐅᑎᓂᒃ ᐆᒪᔪᓕᕆᔨᒃᑯᓐᓂᖔᕐᓂᐊᖅᑐᓂᒃ (ᐃᓄᐃᑦ ᐊᒃᑐᖅᑕᐅᓯᒪᓂᖏᓐᓄᑦ ᐃᑲᔫᓯᐊᖅᓴᓄᑦ ᐊᖏᕈᑏᑦ ᐃᓗᓕᖏᑦ 3.3-ᒥᑦᑐᑦ ᒪᓕᒃᑕᐅᓗᑎᒃ). ᑕᑯᔭᒃᓴᐃᑦ 8-ᖓᓃᑦᑐᑦ ᑕᑯᒃᓴᐅᑎᑦᑎᕗᑦ ᖃᓄᖅ ᐊᐅᓚᑕᐅᖃᑦᑕᒻᖔᑦ ᑲᒪᒋᔭᐅᕙᓂᖏᑦ ᑐᓂᔭᐅᔪᓐᓇᕐᓂᖅ ᐱᔪᓐᓇᐅᑎᓂᒃ.

ᐱᔪᓐᓇᐅᑎᑖᕈᒪᓂᕐᒧᑦ ᑐᒃᓯᕋᐅᑎᑦ ᑐᓂᔭᐅᖅᑲᑦᑕᓇᐊᖅᑲᖅᐳᑦ ᑐᔪᖅᑕᐅᓗᑎᓪᓗᓐᓃᑦ ᐅᑯᓄᖓ:

ᑲᓇᑕᒥᐅᑦ ᐆᒪᔪᓕᕆᓂᕐᒧᑦ ᐱᔨᑦᑎᕋᐃᔩᑦ
ᐊᕙᑎᓕᕆᔨᖅᔪᐊᒃᑯᑦ ᓯᓚᐅᓪᓗ ᐊᓯᔾᔨᖅᐸᓪᓕᐊᓂᖓᓄᑦ ᑲᓇᑕᒥ
ᓇᐹᖅᑐᖅᑲᖏᓐᓂᕐᒥᒃ ᐊᒻᒪᓗ ᐅᑭᐅᖅᑕᖅᑐᖅᐸᓯᐅᓂᕐᒥ ᐊᕕᒃᑐᖅᓯᒪᓂᕐᒥ
ᑎᑎᖅᑲᖅᑎᕕᒃ 1870
ᕿᓚᐅᑉ ᐃᒡᓗᖅᑯᑎᖓᑦ, 933 ᐊᖅᑯᑎᖓᓂ ᒥᕝᕕᒃ, ᐱᖓᔪᐊᓐᓂ ᖁᑖᓂ ᓇᑎᖓᓐᓂᒃ,
ᐃᖃᓗᐃᑦ, ᓄᓇᕗᑦ X0A 0H0
ᖃᕆᑕᐅᔭᒃᑯᑦ ᑎᑎᖅᑲᖅᑖᕐᕕᖓ: ec.nupermisscf-cwspermitnu.ec@Canada.ca

ᐅᖃᖅᕕᐅᓗᑎᒃ ᐅᕘᓇ ᖃᕆᑕᐅᔭᒃᑯᑦ ᑎᑎᖅᑲᖅᑖᕐᕕᖓᒍᑦ ec.nupermisscf-cwspermitnu.ec@Canada.ca ᐅᕝᕙᓗᓐᓃᑦ ᐅᖄᓚᕝᕕᐅᓗ ᓂ1-800-668-6767 (ᑲᓇᑕᒥᑐᓂ ᑭᓯᐊᓂ) ᐊᐱᖅᑯᑎᒃᓴᖃᕈᕕᑦ, ᐅᖃᐅᓯᒃᓴᖃᕈᕕᓪᓗᓐᓃᑦ, ᐃᓱᒫᓘᑎᖃᕈᕕᓪᓗᓐᓃᑦ ᑲᓇᑕᐅᑉ ᒐᕙᒪᖏᓐᓂᒃ ᐆᒪᔪᓕᕆᓂᕐᒧᑦ ᐱᔪᓐᓇᐅᑎᓕᕆᓂᕐᒥᒃ ᓄᓇᕗᒻᒥ ᐅᕝᕙᓗᓐᓃᑦ ᐃᑲᔪᖅᑕᐅᔭᕆᐊᖃᕈᕕᑦ ᑕᑕᑎᕆᓂᕐᒥᒃ ᑎᑎᕋᕕᒃᓴᖏᓐᓂᒃ ᐆᒃᑐᕈᑎᓂᒃ ᐱᔪᓐᓇᐅᑎᑕᕋᓱᐊᕈᑎᓂᒃ.

7.2 ᐊᓯᖏᑦ ᑲᓇᑕᐅᑉ ᒐᕙᒪᒃᑯᖏᓐᓄᑦ ᐊᒻᒪᓗ ᓄᓇᕗᑦ ᒐᕙᒪᖏᓐᓄᑦ ᐊᖏᕈᑕᐅᕙᒃᑐᑦ ᐊᒻᒪᓗ ᐱᔪᓐᓇᐅᑎᐅᕙᖕᒥᔪᑦ

ᒪᓕᒃᑕᐅᓪᓗᑎᒃ ᖃᓄᐃᑦᑑᓂᖏᑦ ᐱᓕᕆᐊᕆᔭᐅᔪᒪᔪᑦ, ᐊᓯᖏᑦ ᑲᓇᑕᐅᑉ ᒐᕙᒪᒃᑯᖏᓐᓂᒃ ᓄᓇᕗᒥᐅᓂᓗᓐᓃᑦ ᒐᕙᒪᖏᑦ ᐊᖏᖅᑎᐅᕙᒃᐳᑦ, ᐱᔪᓐᓇᐅᑎᑖᕐᓂᐊᖅᑐᓂᓪᓗᓐᓃᑦ. ᐱᓯᒪᔭᐅᖅᑯᔨᐅᔪᓐᓇᕗᑦ ᐱᓕᕆᔪᖅᓂᐊᖅᑎᓪᓗᒍ

ᖃᖅᓵᐅᖅᑑᕐᒥ ᑎᒻᒥᐊᕐᕕᒻᒥ ᐊᓯᖏᓐᓂᒃ ᓱᓕ, ᓲᕐᓗ ᐆᒃᑐᑎᑦᓗᒍ, ᖃᐅᔨᓴᕈᒪᔪᖃᕐᓂᐊᖅᐸᑦ ᐱᓯᒪᔭᕆᐊᖃᖅᑎᑕᐅᔪᓐᓇᖅᐳᑦ ᖃᐅᔨᓴᕐᕕᐊᓗᒻᒥᒃ ᓚᐃᔅᓴᓯᑖᕐᕕᐅᕙᒃᑐᓂᒃ ᓄᓇᕗᒻᒥ ᖃᐅᔨᓴᕐᕕᖕᖑᓇᓂᒃ ᐅᕝᕙᓘᓐᓃᑦ ᐆᒪᔪᓕᕆᓂᕐᒧᑦ ᐱᔪᓇᐅᑎᑖᕆᐊᖃᕐᓂᖅ ᓄᓇᕗᑦ ᒐᕙᒪᒃᑯᑦ ᐊᕙᑎᓕᕆᔨᒃᑯᖏᓐᓂᒃ. ᐅᖃᕐᕕᐅᔭᕆᐊᖃᖅᑐᑦ ᐊᕕᒃᑐᖅᓯᒪᓂᕆᔭᖕᓂ ᑲᓇᑕᓕᒫᒧᑦᓗᓐᓃᑦ ᓄᓇᕗᒻᒥᓗᓐᓃᑦ ᐱᔪᓇᐅᑎᓕᕆᔾᑦ ᑐᕉᓯᓂᐊᕐᕕᖏᑦ.

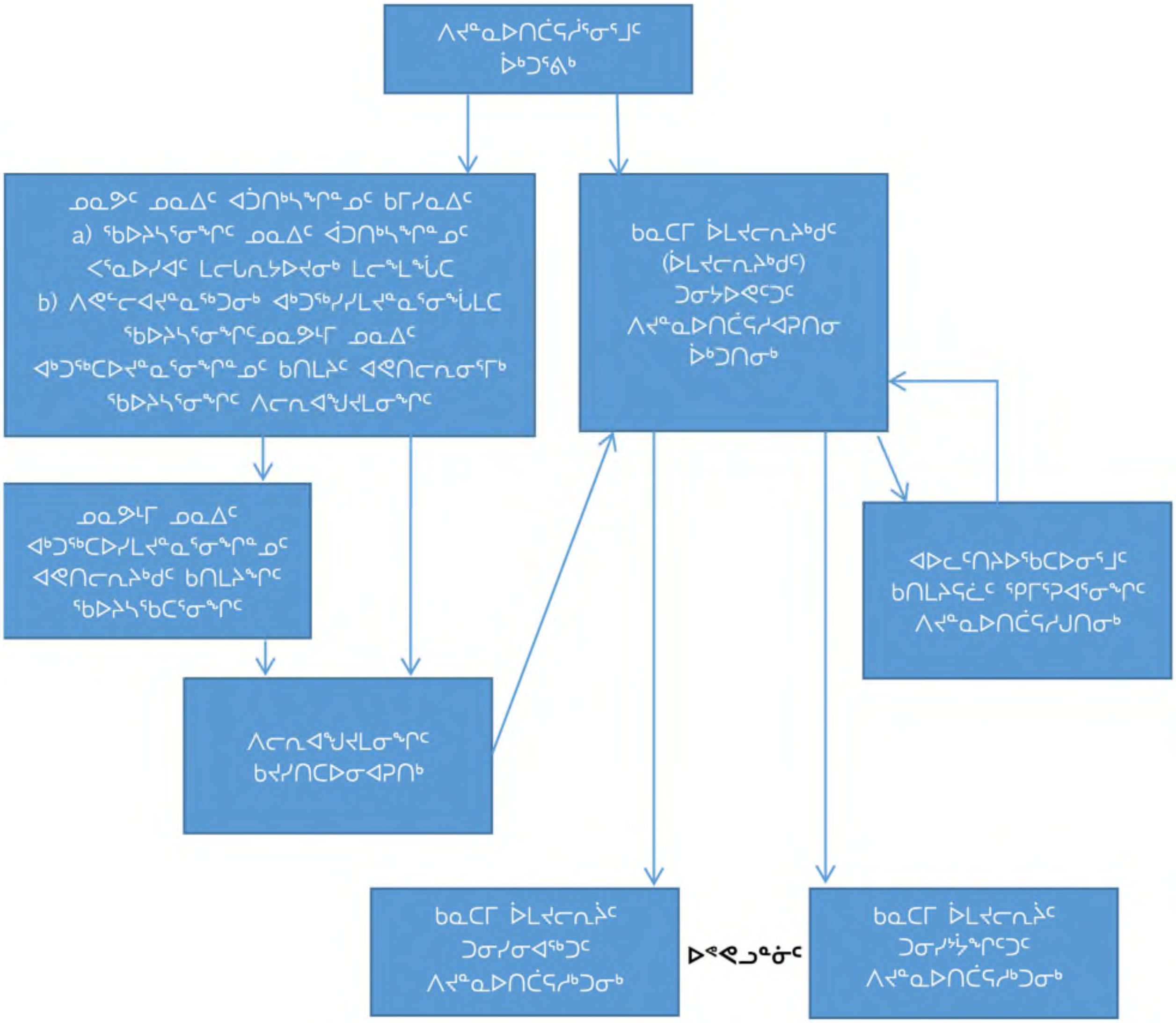
ᐱᔪᓇᐅᑎᑖᕋᓲᕐᓂᕐᒧᑦ
ᐆᒃᑐᕐᕕᒃ
ᓄᓇᕗᑦ ᓄᓇᐃᑦ ᐋᑑᑎᒃᓴᖏᓐᓄᑦ ᑲᒥᓯᓇᐃᑦ
a) ᖃᐅᔨᓴᕐᓂᖏᑦ ᓄᓇᐃᑦ ᐋᑐᑎᒃᓴᖏᓐᓄᑦ ᐸᕐᓇᐅᓯᐊᑦ ᒪᓕᒐᕆᔭᐅᔪᓂᒃ ᒪᓕᖕᒪᖖᑖᑕ
b) ᐱᕙᓪᓕᐊᔪᓇᖅᑐᓂᒃ ᐋᒃᑐᖅᓯᓯᒪᔪᓇᕐᓂᖖᑖᒪᑕ ᖃᐅᔨᓴᕐᓂᖏᑦᓄᓇᕗᒻᒥ ᓄᓇᐃᑦ ᐋᒃᑐᖅᑕᐅᔪᓇᕐᓂᖏᓐᓄᑦ ᑲᑎᒪᔨᑦ ᐊᕙᑎᓕᕆᓂᕐᒥᒃ ᖃᐅᔨᓴᕐᓂᖏᑦ ᐱᓕᕆᐊᖒᔪᒪᓂᖏᑦ
ᑲᓇᑕᒥ ᐆᒪᔪᓕᕆᔨᒃᑯᑦ (ᐆᒪᔪᓕᕆᔨᒃᑯᑦ) ᑐᓂᔭᐅᕙᑦᑐᑦ ᐱᔪᓇᐅᑎᑖᕋᓯᐊᕿᑎᓂ ᐆᒃᑐᑎᓂᒃ
ᓄᓇᕗᒻᒥ ᓄᓇᐃᑦ ᐋᒃᑐᖅᑕᐅᓯᒪᔪᓇᕐᓂᖏᓐᓄᑦ ᐊᕙᑎᓕᕆᔨᒃᑯᑦ ᑲᑎᒪᔨᖏᑦ ᖃᐅᔨᓴᖃᑦᑕᕐᓂᖏᑦ
ᐊᐅᓚᑦᑎᔨᐅᖃᑕᐅᓂᕐᒧᑦ ᑲᑎᒪᔨᕋᓛᑦ ᕿᒥᕐᕈᐊᕐᓂᖏᑦ ᐱᔪᓇᐅᑖᕋᓱᒍᑎᓂᒃ
ᐱᓕᕆᐊᖒᔪᒪᓂᖏᑦ ᑲᔪᓯᑎᑕᐅᓂᐊᕈᑎᒃ
ᑲᓇᑕᒥ ᐆᒪᔪᓕᕆᔩᑦ ᑐᓂᓯᓂᐊᖅᑐᑦ ᐱᔪᓇᐅᑖᕋᓱᒃᑐᓂᒃ
ᐅᕝᕙᓘᓐᓃᑦ
ᑲᓇᑕᒥ ᐆᒪᔪᓕᕆᔩᑦ ᑐᓂᓯᔾᔭᖏᑦᑐᑦ ᐱᔪᓇᐅᑖᕋᓱᒃᑐᓂᒃ

ᑕᑯᔭᒃᓴᖅ 8: ᑎᒻᒥᐊᖃᕐᕕᒻᒥ ᐱᔪᓇᐅᑎᑖᕋᓱᐊᕐᓂᕐᒧᑦ ᐆᒃᑐᕈᑏᑦ ᖃᓄᐃᓕᐅᕈᑕᐅᕙᖕᓂᖏᑦ.

8 ᓄᓇᖏᑦ ᑎᖕᒥᐊᖃᕐᕕᐅᑉ ᖃᓄᐃᓕᐅᕐᕕᐅᓂᖏᓐᓄᑦ ᑕᐃᔭᐅᓂᖏᑦ ᐃᓕᑕᕆᔭᐅᓯᒪᓂᖏᓪᓗ

ᖃᖅᓴᐅᖅᑑᖅ ᒫᓐᓇᐅᔪᖅ ᐃᓕᑕᕆᔭᐅᓯᒪᕗᖅ ᑎᖕᒥᐊᖃᕐᕕᐅᓂᕐᒥᒃ; ᑭᓯᐊᓂᓕ, ᐊᕐᕋᒍᓕᒫᖅ ᓴᐳᓐᓂᐊᖅᑕᐅᕙᓐᖑᕈᓂ ᐆᒪᔪᕐᑯᑎᖏᓐᓂᒃ ᓄᓇᒥᐅᑕᕆᔭᐅᔪᓂᓪᓗ ᐱᑐᖃᐅᔪᓂᒃ ᑲᓇᑕᓕᒫᒥ ᐆᒪᔪᖃᕐᕕᖑᖅᑎᑕᐅᓗᓂ ᐱᐅᓂᖅᓴᐅᓇᔭᖅᐳᖅ.

ᓯᕗᓪᓕᕐᒥ ᑕᐃᔅᓱᒪᓂ ᑎᒃᑯᐊᖅᑕᐅᖕᒪᑦ ᑎᖕᒥᐊᖃᕐᕕᐅᓂᕐᒥᒃ ᓈᒻᒪᓚᐅᕐᒪᑦ ᐆᒪᔪᐃᑦ ᓴᐳᓐᓂᐊᖅᑕᐅᒋᐊᕐᓂᖏᓐᓄᑦ, ᑲᖑᐃᑦ ᐊᒥᓲᓚᐅᕐᓂᖏᑦ ᓄᓕᐊᕐᓇᐅᓂᖓᓂ. ᑭᓯᐊᓂᓕ, ᐊᓂᒍᖅᓯᒪᓕᖅᑐᓂ 60-ᖑᔪᓂ ᐊᕐᕋᒍᓂ, ᓴᐳᓐᓂᐊᖅᑕᐅᔭᕆᐊᖃᕐᓂᖏᑦ ᐊᓯᑕᖃᓕᖅᐳᑦ ᑎᖕᒥᐊᕐᓂᒃ, ᐊᓯᖏᑦ ᐆᒪᔪᖃᕐᕕᐅᔪᑦ ᐊᒻᒪᓗ ᐆᒪᔪᐃᑦ ᐃᓚᖏᑦ ᐊᒥᓲᖏᓗᐊᓕᕐᓂᖏᓐᓄᑦ, ᐊᒻᒪᓗ ᐃᓄᐃᑦ ᐃᓕᖅᑯᓯᑐᖃᖏᓐᓂᒃ ᐱᕐᑯᑎᕕᓂᕆᔭᐅᔪᑦ ᑕᐅᕙᓃᓐᓂᖏᑦ ᐊᓯᔾᔨᖅᓯᒪᓕᖅᓱᑎᒃ.

ᑕᐃᔅᓱᒪᓂ 1959-ᖑᑎᓪᓗᒍ, ᑲᓇᑕᒥ ᐆᒪᔪᓕᕆᔩᖏᑦ ᓴᕿᑎᑦᑎᓚᐅᖅᓯᒪᖕᒪᑕ ᑎᖕᒥᐊᖃᕐᕕᐅᓂᐊᓕᖅᑐᒥᒃ, ᑲᓇᑕᒥ ᒪᓕᒐᓕᐅᕈᓐᓇᕐᓂᖏᑦ ᐱᔪᓐᓇᐅᑐᐃᓐᓇᖅᐸᓚᐅᕐᒪᑕ ᑲᓇᑕᒥ ᓄᓇᓂᒃ ᐊᑑᑎᖃᖅᑐᓂᒃ ᓇᔪᖅᑕᐅᕙᖏᓐᓂᒃ ᐆᒪᔪᖃᕐᕕᐅᔪᓂ ᓴᐳᓐᓂᐊᖅᑕᐅᖃᑦᑕᕈᓐᓇᕐᓂᖅ. ᑕᐃᒃᑯᐊ *ᑲᓇᑕᒥ ᐆᒪᔪᓕᕆᓂᕐᒧᑦ ᒪᓕᒐᐃᑦ* ᒥᓂᔅᑕᐃᑦ ᑲᑎᒪᔩᕐᔪᐊᖏᓐᓄᑦ ᐊᖏᕈᑕᐅᓚᓵᓚᐅᕐᓚᐅᕐᒪᑕ ᑕᒫᓂᑐᖃᖅ ᑭᓯᐊᓂ 1973-ᖑᓕᖅᑎᓪᓗᒍ. ᑖᒃᑯᐊ *ᒪᓕᒐᖏᑦ* ᐱᔪᓐᓇᐅᑕᐅᕗᑦ ᐊᖀᔪᓐᓇᕐᓂᕐᒥᒃ, ᐊᐅᓚᑦᑎᔪᓐᓇᕐᓂᕐᒥᒃ ᐊᒻᒪᓗ ᓴᐳᓐᓂᐊᖅᑕᐅᔪᓐᓇᕐᓂᖏᓐᓂᒃ ᑲᓇᑕᓕᒫᒥ ᐆᒪᔪᖃᕐᕖᑦ, ᖃᐅᔨᓴᖅᑕᐅᔪᓐᓇᕐᓂᖏᓐᓄᑦ ᐆᒪᔪᖏᑦ, ᐱᑕᖃᐃᓐᓇᕆᐊᖃᕐᓂᖏᓐᓄᑦ ᐅᕙᓗᓐᓃᑦ ᑐᑭᓯᓇᖅᑎᑕᐅᒋᐊᕐᓂᖏᓐᓄᑦ ᐱᑕᖃᕈᑕᐅᓂᖏᑦ.

ᓄᓇᐅᓂᖅ ᐊᑕᐅᓯᕐᒥᒡᓗᓐᓃᑦ ᓴᕿᑎᑦᑎᔪᓐᓇᐅᑕᐅᓂᕐᒧᑦ ᒪᓕᒐᕐᓂᒃ ᐱᑕᖃᕆᐊᖃᖅᐳᖅ ᐊᑖᓃᑦᑐᓂᒃ ᑎᑎᕋᖅᑕᐅᓯᒪᔪᓂᒃ, ᑐᒃᓯᕋᐅᑕᐅᓂᐊᕈᓂ ᑲᓇᑕᓕᒫᒥ ᐆᒪᔪᖃᕐᕕᖕᖑᖅᑎᑕᐅᔪᒪᓂᕐᒧᑦ. ᖃᖅᓴᐅᖅᑑᕐᒥ ᐊᖑᒪᕗᖅ ᐱᖓᓱᓂᒃ ᒫᓐᓇᐅᔪᖅ ᒪᓕᒐᖃᕈᑕᐅᔪᓂᒃ ᑎᒃᑯᐊᖅᑕᐅᖃᑦᑕᕈᓐᓇᕐᓂᖏᓐᓄᑦ ᖃᓇᑕᓕᒫᒥ ᐆᒪᔪᖃᕐᕕᒃᓴᖑᑎᑕᐅᔪᓐᓇᕐᓂᖓᓄᑦ. (ᐊᕕᒃᑐᖅᓯᒪᔪᓂ ᑕᑯᑎᑦᑎᔾᔪᑦ 8).

ᐊᕙᒃᑐᖅᓯᒪᔪᓂᒃ ᑕᑯᑎᑦᑎᕐᔪᑦ 8: ᒪᓕᒐᕆᔾᐅᔪᑦ ᖃᓄᐃᓕᖓᔾᕆᐊᖃᕐᓂᖏᓐᓄᑦ ᑎᒃᑯᐊᖅᑕᐅᔪᓐᓇᕐᓂᐊᕈᓂ ᖃᖅᓯᐅᖅᑑᖅ ᑲᓇᑕᓕᒫᒥ ᐆᒪᔪᖃᕐᕕᐅᓂᕐᒧᑦ

ᒪᓕᒐᐃᑦ ᖃᓄᐃᓕᖓᔾᕆᐊᖃᕐᓂᕐᒧᑦ ᑲᓇᑕᓕᒫᒥ ᐆᒪᔪᖃᕐᕕᕈᖅᑎᑕᐅᔪᓐᓇᕐᓂᕐᒧᑦ (ᐊᕙᑎᓕᕆᔨᕐᔪᐊᒃᑯᑦ 2017b)	ᖃᖅᓯᐅᖅᑑᑉ ᖃᐅᔨᓴᖅᑕᐅᓯᒪᓂᖓ ᖃᓄᐃᓕᖓᓂᖓᓂᒃ ᒪᓕᒐᓕᕆᔾᐅᔪᓂᒃ ᒪᓕᖕᓂᖓᓄᑦ
1. ᑕᒪᓐᓇ ᓄᓇᖓ ᐱᑕᓕᒃ ᒥᑭᓂᖅᐸᙶᓂᖅᑭᑦᑕᐅᔪᒥᒃ 1% ᐳᓴᓐᑎᖏᓃᑦᑐᓂᒃ ᑲᓇᑕᐅᑉ ᐆᒪᔪᖁᑎᖏᓐᓂᒃ ᐊᔾᔭᑲᓴᒋᔭᖏᓐᓂᒡᓗᓐᓃᑦ ᐆᒪᔪᓂᒃ ᑎᑭᐸᒃᑐᓂᒃ ᑎᖕᒥᐊᕐᓂᒃ ᐅᕙᓗᓐᓃᑦ ᑕᐃᒃᑯᓂᖓ ᐆᒪᔪᓂᒃ ᐊᒥᓱᕐᖏᓗᐊᓕᖅᓯᒪᔪᓂ ᐱᑦᖃᖅᓱᑎᒃ[1].	✓ ᐅᖓᑖᓃᑦᑐᓂᒃ 2% ᐳᓴᓐᑎᖏᓐᓂᒃ ᑲᓇᑕᒥᐅᓂ ᑲᖑᐃᑦ ᒥᑭᔫᑎᐅᓂᖅᓴᐃᑦ ᑕᐅᕙᓂ ᐅᑦᑐᖃᓲᑦ ᐃᓗᐊᓂ ᑎᖕᒥᐊᖃᕕᐅᔪᖅ ✓ ᐅᖓᑖᓃᑦᑐᑦ 5% ᐳᓴᓐᑎᖏᓐᓂᒃ ᒥᑎᖃᐅᓲᖑᓂᖓᓂᒃ *ᐅᑭᐅᖅᑕᖅᑐᖅᐸᓯᖕᒥᐅᑕᐅᓂᖏᓐᓂᒃ*, ᐅᑦᑐᖃᓲᖑᑦᑐᑎᒃ ᑎᖕᒥᐊᖃᕕᖕᒥ ✓ ᐅᖓᑖᓃᑦᑐᑦ 1% ᐳᓴᓐᑎᖏᓐᓂᒃ ᓂᕐᓕᕐᓇᐃᑦ (Atlantic brant) ᐅᑦᑐᖃᕈᓐᓇᕐᓂᖏᑦ ᑎᖕᒥᐊᕐᕕᖕᒥ, ᒪᓕᒃᑕᐅᑦᑐᑎᒃ ᑕᐃᒪᖓᓂᒃ ᖃᐅᔾᔨᐅᖃᑦᑕᖅᓯᒪᓂᖏᑦ
2. ᑕᒪᓐᓇ ᓄᓇᖓ ᐊᒥᓱᐊᓗᖕᓂᒃ[2] ᐱᑕᖃᕕᐅᓲᖅ ᑎᖕᒥᐊᕐᓂᒃ ᑎᖕᒥᐊᑦᑐ ᐊᔾᔭᒐᓕᒋᕙᖕᒥᔭᖏᓐᓂᒃ ᐅᕙᓗᓐᓃᑦ ᐆᒪᔪᓂᒃ ᐊᒥᓲᖏᓗᐊᓕᖅᑐᓂᒃ ᐱᑕᖃᓲᖑᔪᓂᒡᓗᓐᓃᑦ ᐊᑕᐅᓱᓐᓇᐅᖃᑕᕋᓗᐊᖅᑐᒥᒃ ᐊᒥᓱᓂᖅᓴᐅᕙᒃᑐᓂᒡᓗᓐᓃᑦ ᑕᒪᒃᑯᓂᖓ ᐆᒪᔪᓂᒃ, ᐊᒥᓱᓂᑦᓕᕆᖕᒋᑦ ᑲᑎᑦᑐᒋᑦ ᖃᐅᔨᒪᐅᖏᑎᓗᒋᑦ, ᐱᑕᖃᓲᖑᖏᖓᑕ ᑖᒥᓂ ᐊᕙᒃᑐᖅᓯᒪᓂᖏᓐᓂ.	✓ 13-ᖏᓃᑦᑐᑦ ᐆᒪᔪᐃᑦ ᐊᒥᓱᖏᓗᐊᓕᖅᑐᑦ ᒪᓕᒋᐊᓕᖅᑐᑦ *ᐅᒪᔪᐃᑦ ᐊᒥᓱᖏᓗᐊᓕᕐᓂᖏᓐᓄᑦ ᒪᓕᒐᖅᑎᒍᑦ_ᐊᒻᒪᓗ ᓱᓕ ᐊᓯᑕᕐᑲᓇᓗᑎᒃ* 6-ᓂᒃ COSEWIC-ᑯᑦ ᑲᑎᒪᔨᖏᓐᓄᑦ ᑲᓇᑕᒥ ᖃᐅᔨᓴᖅᑕᐅᓯᒪᓕᖅᑐᓂᒃ ✓ ᐅᖓᑕᓃᑦᑐᑦ 90 ᐊᔾᔨᒋᖏᑦᑑᑏᑦ ᑎᖕᒥᐊᒐᓴᐃᑦ ᑎᑎᕋᖅᑕᐅᓯᒪᓕᖅᑐᑦ ᐊᑐᖃᑦᑕᕐᓂᖏᑦ ᑎᖕᒥᐊᕐᕕᖕᒥᒃ ✓ ᖃᓂᒋᔭᖏᓃᑦᑐᑦ 200,000 ᓄᓕᐊᖅᐸᒃᑐᑦᑐ ᓄᓕᐊᖅᐸᖏᑦᑐᑦᑐ ᑕᕆᐅᖅᐸᓯᖕᒥᓲᑦ ᑎᖕᒥᐊᑦ ᑎᖕᒥᐊᖃᕕᖕᒦᓲᑦ ᐊᕐᕌᒍᑕᒫᖅ ✓ ᓄᓇᐃᑦ ᐊᑦᑎᒃᑑᑎᐅᓂᖏᑦ ᐊᒥᓱᓂᖅᐊᑦᑎᐊᕐᓂᒃ ᐱᑕᖃᕕᐅᔪᑦ ᓴᐅᕋᕐᓂᒃ, ᑐᕝᕙᑎᑦᑎᕿᐅᓂᒃ, ᐊᒻᒪᓗ ᓯᒡᔭᕆᐊᕐᔪᐊᕐᓂᒃ, ᑲᓇᑕᐅᑉ ᐅᑭᐅᖅᑕᖅᑑᓂᓕᒫᖓᓂ. ✓ ᐅᑭᐅᖅᑕᖅᑑᓂᕐᒥ ᐅᑦᑐᖃᓲᖑᓂᖏᑦ ᓯᒡᔭᖅᐸᓯᐅᓂᕐᒥᑦᑐᑦ ᐊᑐᖃᑦᑕᖅᑐᑦ ᑎᖕᒥᐊᖃᕕᖕᒥᒃ ᓄᖃᖓᕝᕙᐅᑲᐃᓐᓇᖃᑦᑕᕐᓂᕐᒧᑦ ᐅᐊᖕᓇᖅᐸᓯᖕᒧᖓᐅᓂᖏᓐᓂ ᐊᒻᒪᓗ ᐅᑎᖅᐸᑦᑕᓕᐊᓂᖏᓐᓂ ᓂᒋᐅᓂᕐᒧᑦ ✓ ᐱᒻᒪᕆᐅᔪᓂᒃ ᐊᐅᔭᒃᑯᑦ ᐅᒡᒋᐊᖅᑕᓲᑦ, ᒫᕋᑖᖅᑲᓲᑦ, ᐅᕙᓂᖏᑦᑐ ᐊᓲᔾᔮᖅᐸᒃᑐᑦ ᐊᒻᒪᓗ ᓂᕿᒃᓴᖃᕐᕕᐅᓂᖏᓐᓄᑦ ᑕᒫᓂᖃᑦᑕᕈᓐᓇᖅᑐᑦ ᐊᒥᓱᒐᓴᒻᒪᕆᓐᑦ Hᐊᓐᓇᓕᖏᑐᑦ ᕿᓇᓗᒐᐃᑦ (Hᐊᑦᓴᓐ ᐲᐸ ᐱᖓᓇᖅᐸᓯᖓᓂᓱᓂᒃ) ✓ ᐱᒻᒪᕆᐊᓘᕗᖅ ᓇᓄᕐᓄᑦ ᓯᑎᖃᕐᕕᐅᕙᓂᕐᒧᑦᑐ ᐊᐅᔭᒃᑯᑦᑐ ᓂᕿᒃᓴᖅᓯᐅᕐᕕᐅᕙᓂᕐᒧᑦ ✓ ᐱᒻᒪᕆᐊᓘᔪᖅ ᓇᐹᖅᑐᖃᖏᑦᑐᕐᒥᐅᓄᑦ ᑐᒃᑐᓄᑦ ᓄᕐᓇᕙᐅᕙᓂᕐᒧᑦ ᐊᒻᒪᓗ ᐊᐅᔭᒃᑯᑦ ᓂᕿᒃᓴᖅᓯᐅᕐᕕᐅᕙᓂᕐᒧᑦ

	✓ ᐱᒻᒪᕆᐊᓘᔪᖅ ᖃᑭᓯᒪᕙᖕᒋᓄᑦᑐ ᐆᑉᐸᖕᓂᖕᒋᓐᓂᑐ ᐊᐃᕕᖅᓄᑦ (ᖁᑎᖅᐸᓯᐊᓂ/ᐊᑦᑏᒃᑑᑕᐅᓂᖕᒋᓐᓂ ᐅᑭᐅᖅᑕᖅᑐᒥ ᐊᐃᕕᖅᓄᑦ, ᐅᐊᖕᓇᖕᒐᓂᑐ ᐱᖕᒐᖕᓇᖕᒐᓂ Hᐊᓐᓴᓐᐹᑦ ᐊᐃᕕᖕᒋᓐᓄᑦ)
3. ᑕᒪᓐᓇ ᓄᓇᖓ ᐃᓚᑕᓇᔭᐅᓯᒪᔪᖅ ᐱᑕᑦᑲᓇᐊᖅᑲᒻᒪᓇᖕᓂᖅ ᑎᑎᕋᖅᑕᐅᓯᒪᔪᓄᑦ ᑎᖕᒥᐊᖅᓄᑦᑐᓐᓃᑦ ᐊᓯᖕᒋᓄᑦᑐᓐᓃᑦ ᐆᒪᔪᓄᑦ ᐊᒥᓲᖕᒋᑐᐊᓚᖅᑐᓄᑦ, ᐊᔾᔨᑲᓴᖕᒋᓐᓄᑐᓐᓃᑦ ᑕᒪᒃᑯᐊ ᐆᒪᔪᕚᖕᒥᔪᓄᑦ.	ᐊᑐᖕᒋᑦᑐᖅ
4. ᑕᒪᓐᓇ ᓄᓇᖓ ᐊᔾᔨᐅᖕᒋᓚᖅ ᐅᕝᕙ, ᐊᒥᓲᖕᒋᑦᑐᖅᔪᐊᖑᓚᖅᑐᓄᑦ ᑕᑯᔭᐅᒐᔪᐃᑦᑐᓄᑦᑐ ᐆᒪᔪᖅᑲᓲᖑᖕᒪᑦ ᑕᒦᓂ ᐆᒪᔪᐃᑦ ᐊᕕᒃᑐᖅᓯᒪᓂᖕᒋᓐᓂᒃ ᑎᑭᓯᒪᕝᕕᒋᔪᓐᓇᖅᑕᖕᒋᓐᓂᒃ, ᐅᕝᕙᓘᓐᓃᑦ ᐊᓐᓂᖅᓇᖅᑑᑎᓛᒃ ᐱᑕᖅᑲᐃᓐᓇᓇᐊᖅᑲᖅᓂᖕᒋᓐᓄᑦ ᐃᓚᒌᒃᑐᐃᓐᓇᐅᑦᑕᐃᓚᒪᔭᓇᐊᖅᑲᖅᓂᖕᒋᑦ ᐊᐅᖅᑲᑎᒌᒃᑕᐃᓚᓗᑎᒃ ᐊᒻᒪᓗ ᐊᕙᓗᖅᑲᑦᑎᐊᓇᐊᖅᑲᖅᓯᑎᒃ ᐊᕕᒃᑐᖅᓯᒪᓂᖓᓂ. ᑕᒦᓂ ᐱᔭᕋᑕᐅᕙᑦ ᓂᕈᑐᔫᓂᖕᒋᑦ ᓄᓇᖕᒋᑦ ᐊᖕᒋᔫᖓᒥᒃ, ᐱᐅᔭᐊᓘᖓᒥᒃ, ᐊᔾᔨᖅᑲᖕᒋᓐᓇᖕᒋᓐᓄᑦᑐ ᐱᕈᖅᑐᖅᑯᑎᖕᒋᑦ ᐆᒪᔪᖅᑯᑎᖕᒋᑦᑐ ᑕᒦᓂ[3].	✓ ᐱᑕᖅᑲᕝᕕᐅᔪᖅ ᐊᖕᒋᓂᖅᐹᑦᑎᐊᖅᒥᒃ ᒥᑎᖅᑲᖅᑯᐅᓂᖅᒥᒃ ᑲᓇᑕᐅᑉ ᐅᑭᐅᖅᑕᖅᑑᓕᒫᖕᒐᓂ
5. ᓄᓇᖕᒋᑦ ᓄᑖᕈᓇᐊᑦᑎᐊᒃᑲᓂᕈᒥᓇᖅᑐᑦ ᐱᐅᓯᒋᐊᒃᑲᓂᕈᓐᓇᖅᑐᓪᓗᓐᓂᑦ, ᒫᓐᓇᐅᔪᖅ ᓯᕗᓂᒃᓴᐅᓂᐊᖅᑐᒥᓗᓐᓂᑦ, ᑕᐃᒫᒃ ᐆᒪᔪᖅᑲᓲᖑᓂᖕᒋᑦ ᐱᕙᓪᓕᐊᑲᓂᕈᓐᓇᖅᓂᐊᖅᒪᑕ ᐊᐅᓚᑕᐅᔪᓐᓇᖅᓗᑎᓪᓗᓐᓂᑦ ᑲᓇᑕᓕᒫᒥ ᑐᖁᒐᓇᔭᐅᓇᓱᖕᓂᖕᒋᑦ.	ᐊᑐᖕᒋᑦᑐᖅ

---

[1] ᑕᒪᓐᓇ ᖃᓄᐃᓕᖓᓂᖓ ᐱᖃᓯᐅᔾᔨᔪᖅ ᓄᓇᒦᓐᓂᖕᒋᓂᒃ ᐆᒪᔪᑦ ᐱᐅᓯᖅᒥᓂᒃ ᖃᓄᐃᓕᐅᖅᕕᐅᕙᖕᓂᖕᒋᓐᓂᒃ ᒪᓕᑐᐃᓐᓇᖅᑐᓂᒃ, ᓲᖅᓗ ᐅᓪᓗᖅᑲᓲᖑᓂᖕᒋᓐᓄᑦ, ᓂᖅᑭᒃᓴᖅᑲᖅᕕᒋᕙᒃᑕᖕᒋᓐᓄᑦ, ᑎᑭᓯᒪᕙᖕᓂᖕᒋᓐᓄᑦ ᐊᒻᒪᓗ ᐅᑮᕝᕕᒋᕙᒃᑕᖕᒋᓐᓄᑦ ᐊᑐᖅᓯᑎᒃ.

[2] ᑕᒪᓐᓇ “ᓄᓇᖕᒐᓂ ᐊᒥᓱᐊᓘᔪᖕᒋᓐᓂᒃ” ᐅᖅᑲᐅᓯᖅᑲᖅᑐᖅ ᐆᒪᔪᖅᑲᖅᓂᒃ ᑐᑭᖅᑲᖅᑐᖅ ᐆᒪᔪᖅᑲᓲᖑᓂᖕᒋᓐᓂᒃ ᑕᒪᐃᓐᓄᑦ ᐊᖕᒋᕈᑕᐅᓯᒪᔪᓂᒃ ᑐᑭᖅᑯᑕᐅᕙᖕᓂᖅ ᓴᐳᓐᓂᐊᖅᑕᐅᔭᓇᐊᖅᑲᖅᓂᕋᐃᔪᓐᓇᖅᓂᖅᒥᒃ, ᓲᖅᓗ ᑕᒪᒃᑯᓂᖓ ᐃᒪᖅᒥᐅᓂᖕᒋᔪᓂᒃ ᑎᖕᒥᐊᖅᓂᒃ.

[3] ᑕᒪᓐᓇ ᒪᓕᒐᖅ ᐱᔪᓐᓇᐅᑕᐅᕝᕙᖅ ᓄᓇᐅᔪᓂᒃ ᐱᑕᖅᑯᐃᑑᕙᒃᑐᓂᒃ ᐊᕕᒃᑐᖅᓯᒪᓂᐅᔪᓂ, ᐊᒻᒪᓗ ᑕᐃᒃᑯᓂᖓ ᓄᓇᓂᒃ ᐆᒪᔪᖅᑲᕕᐅᖅᑲᖅᓯᒪᔪᓂᒃ ᐊᓯᔾᔨᖅᓯᒪᓗᐊᖅᑐᓂᒃ ᑕᐃᔅᓯᒪᓂᓂᒃ ᐱᐅᔫᐊᓘᕙᓚᐅᖅᑑᓗᐊᓂᒃ.

ᐃᓚᖃᕆᕗᑦ ᑕᒪᒃᑯᐊ ᖁᓖᓂ ᒪᓕᒐᕆᔭᐅᔪᑦ ᐆᒪᔪᖃᕐᕕᓕᐅᕈᓐᓇᖃᑕᕐᓂᕐᒧᑦ, ᑕᒪᓐᓇ ᖃᖅᓴᐅᖅᑐᕐᒥ ᑎᖕᒥᐊᖃᕐᕕᖕᒐ ᐊᑯᓂᐊᓗᒃ ᑲᒪᒋᔭᐅᖃᑦᑕᖅᓯᒪᕗᖅ ᖃᐅᔨᓴᖅᑕᐅᖃᑕᕐᓂᕐᒧᑦ, ᐱᓗᐊᖅᑐᒥᒃ ᐱᔾᔪᑎᖃᖅᑐᓂᒃ ᑲᖑᕐᓂᒃ. ᐊᕙᒃᑐᖅᓯᒪᔪᓂ ᑕᑯᑎᑦᑎᔾᔪᑏᑦ 9-ᒦᑦᑐᑦ ᓇᐃᓈᖅᓯᒪᔪᓂᒃ ᐅᓂᒃᑳᖅᐸᑦ ᖃᐅᔨᓴᖅᑕᖅᓯᒪᓂᖏᓐᓂᒃ ᐊᒻᒪᓗ ᓇᐅᑦᑎᖅᑐᖅᑕᐅᔭᖃᑦᑐᖃᑦᑕᖅᓯᒪᓂᖏᓐᓂᒃ ᐊᑐᖅᑕᐅᓯᒪᒧᑦ ᑎᖕᒥᐊᖃᕐᕕᖕᒥ, ᐊᑐᐃᓐᓇᐅᓗᑎᒃ ᐱᔪᓐᓇᐅᑎᓕᕆᓂᕐᒥᒃ ᑎᑎᖃᑐᖃᕆᔭᐅᔪᓂᒃ ᐊᒻᒪᓗ ᑎᑎᕋᖅᑕᐅᓯᒪᔪᓂᒃ ᕿᒥᕐᕈᐊᖅᑕᐅᖃᑦᑕᖅᓯᒪᔪᓂᒃ ᖃᐅᔨᒪᔾᔪᑕᐅᔪᓂᒃ.

ᐊᕙᒃᑐᖅᓯᒪᔪᓂᒃ ᑕᑯᑎᑦᑎᔾᔪᑦ 9: ᓇᐃᓈᖅᑕᐅᓯᒪᔪᑦ ᖃᐅᔨᓴᖅᑎᐅᓚᐅᖅᑐᑦ ᓇᐅᑦᑎᖅᑐᐃᔭᖅᑐᖃᑦᑕᖅᓯᒪᔪᑦᓗ ᑎᖕᒥᐊᖃᕐᕕᖕᒥᒃ

ᐊᕐᕋᒍᒥ	ᖃᐅᔨᓴᖅᑏᑦ ᐊᑎᕈᓯᖏᑦ (ᑎᒥᖁᑎᖏᓪᓗᓐᓃᑦ)	ᐱᔾᔪᑎᖃᖅᑐᓂᒃ
1952	ᓗᕆ-Loughrey (ᑲᓇᑕᒥ ᐅᒪᔪᓕᕆᔩᑦ ᐊᕙᑎᓕᕆᔨᕐᔪᐊᒃᑯᑦ)	ᑎᖕᒥᓲᑦ ᖃᐅᔨᓴᕐᓂᖅ
1955	ᑰᑦᔅ-Cooch (ᑲᓇᑕᒥ ᐅᒪᔪᓕᕆᔩᑦ ᐊᕙᑎᓕᕆᔨᕐᔪᐊᒃᑯᑦ)	ᑎᖕᒥᓱᒃᑯᑦ ᖁᓚᐅᑕᐅᓪᓗᑎᒃ ᐃᒪᐅᓂᕐᒦᓲᑦ ᑎᖕᒥᐊᑦ ᖃᐅᔨᓴᖅᑕᐅᓂᖏᑦ
1956-1957	ᐱᐅᕆ-Barry (ᑲᓇᑕᒥ ᐅᒪᔪᓕᕆᔩᑦ ᐊᕙᑎᓕᕆᔨᕐᔪᐊᒃᑯᑦ)	ᑲᖑᕐᓂᒃ ᖃᐅᔨᓴᕐᓂᖅ
1966	ᑰᐱᔅ-Kerbes (ᑲᓇᑕᒥ ᐅᒪᔪᓕᕆᔩᑦ, ᐊᕙᑎᓕᕆᔨᕐᔪᐊᒃᑯᑦ)	ᑲᖑᕐᓂᒃ ᖃᐅᔨᓴᕐᓂᖅ
1972-1973	ᑰᐱᔅ-Kerbes (ᑲᓇᑕᒥ ᐅᒪᔪᓕᕆᔩᑦ, ᐊᕙᑎᓕᕆᔨᕐᔪᐊᒃᑯᑦ)	ᐊᔾᔨᓕᐅᖅᑕᐅᓗᑎᒃ ᖃᐅᔨᓴᖅᑕᐅᓂᖓ ᑲᖑᖃᕐᕕᒃ
1979	ᕇᑦ-Reed, Dupuis (ᑲᓇᑕᒥ ᐅᒪᔪᓕᕆᔩᑦ, ᐊᕙᑎᓕᕆᔨᕐᔪᐊᒃᑯᑦ)	ᐊᔾᔨᓕᐅᖅᑕᐅᓗᑎᒃ ᖃᐅᔨᓴᖅᑕᐅᓂᖓ ᑲᖑᖃᕐᕕᒃ
1979-1980	ᐄᐳᓚᕼᐋᒻ, ᐊᖕᑭ-Abraham, Ankney (ᐋᓐᑎᐅᕆᔫᒥ ᒥᓂᔅᑕᖃᕐᕕᒃ ᓄᓇᒥᐅᑐᓕᕆᔨᒃᑯᑦ, ᔫᓂᕗᓯᑎᖓᓂᒃ ᐱᖓᖕᓇᖓᑕ ᐋᓐᑎᐅᕇᑉ)	ᑲᖑᐃᑦ, ᓇᐅᔮᐃᑦ, ᐃᒥᖅᑯᑕᐃᓚᐃᑦ ᖃᐅᔨᓴᖅᑕᐅᓂᖏᑦ
1987	ᖃᐅᔨᒪᔭᐅᖏᑦᑐᖅ	ᓄᓇᖏᓐᓂᒃ ᖃᐅᔨᓴᕐᓂᖅ
1992	ᑳᐅᐃᓪ-Caswell (ᑲᓇᑕᒥ ᐅᒪᔪᓕᕆᔩᑦ, ᐊᕙᑎᓕᕆᔨᕐᔪᐊᒃᑯᑦ)	ᑲᖑᕐᓂᒃ ᖃᐅᔨᓴᕐᓂᖅ
1997	ᑯᐱᔅ-Kerbes (ᑲᓇᑕᒥ ᐅᒪᔪᓕᕆᔩᑦ, ᐊᕙᑎᓕᕆᔨᕐᔪᐊᒃᑯᑦ)	ᐊᔾᔨᓕᐅᖅᑕᐅᓪᓗᑎᒃ ᖃᐅᔨᓴᖅᑕᐅᓂᖏᑦ ᑲᖑᖃᕐᕕᒃ
1997-2002	ᒋᐅᓪᑯᕆᔅᑦ, ᐍᓚᓐᑦ, ᒫᓗᕆ-Gilchrist, Wayland, Mallory (ᑲᓇᑕᒥ ᐅᒪᔪᓕᕆᔩᑦ, ᐊᕙᑎᓕᕆᔨᕐᔪᐊᒃᑯᑦ)	ᒥᑏᑦ, ᓱᑭᕐᓇᖅᑐᖃᕐᓂᖏᑦ ᐃᒪᐃᓪᓗ ᐃᓚᒃᓴᔭᖅᑭᓐᓇᕐᓂᖏᑦ
1999-2001	ᐹᓯᓐ-Bazin (ᑲᓇᑕᒥ ᐅᒪᔪᓕᕆᔩᑦ, ᐊᕙᑎᓕᕆᔨᕐᔪᐊᒃᑯᑦ)	ᑲᖑᕐᓂᒃ ᖃᐅᔨᓴᕐᓂᖅ
1999-2019	ᒋᐅᓪᑯᕆᔅᑦ-Gilchrist ᖃᐅᔨᓴᕐᓂᖅ ᐊᒻᒪᓗ ᓴᓇᕐᕈᑎᒃᓴᓕᕆᔨᖏᑦ, ᐊᕙᑎᓕᕆᔨᕐᔪᐊᒃᑯᑦ)	ᑎᖕᒥᐊᑦ ᖃᐅᔨᓴᖅᑕᐅᓂᖏᑦ (ᒥᑏᑦ, ᑕᕆᐅᕐᒥᓲᑦ ᑎᖕᒥᐊᑦ,

ᐊᕐᕌᒍᒥ	ᖃᐅᔨᓴᖅᑏᑦ ᐊᑎᖏᓯᖕᒋᑦ (ᑎᒥᖁᑎᖕᒋᓪᓗᓐᓃᑦ)	ᐱᔾᔪᑎᖃᖅᑐᓂᒃ
		ᓱᕐᔭᖅᐸᓯᐅᓂᕐᒥᓲᑦ ᑎᖕᒥᐊᑦ, ᓄᓇᒦᓲᑦ ᑎᖕᒥᐊᑦ), ᐋᓐᓂᐊᓕᕈᑕᐅᕚᒃᑐᑦ, ᓱᕈᕐᓇᖅᑐᕐᑲᕐᓂᖕᒋᑦ, ᓇᓄᐃᑦ.
2002- 2003	ᑑᑭᓐᔅ-Perkins (ᔫᓂᕖᓯᑎᖕᑲᑦ ᒦᓐ)	ᓱᕐᔭᖅᐸᓯᐅᓂᕐᒥᓲᑦ ᑎᖕᒥᐊᑦ ᖃᐅᔨᓴᖅᑕᐅᓂᖕᒋᑦ
2002- 2020	ᓕᕝᕗᐊᕐ-Leafloor (ᑲᓇᑕᒥ ᐅᒪᔪᓕᕆᔩᑦ, ᐊᕙᑎᓕᕆᔩᕐᔪᐊᒃᑯᑦ)	ᑲᖑᐃᑦ ᖃᐅᔨᓴᖅᑕᐅᓂᖕᒋᑦ
2003- 2019	ᓯᒥᑦ-Smith ᖃᐅᔨᓴᕐᓂᖅ ᐊᒻᒪᓗ ᓴᓇᕐᕈᑎᒃᓴᓕᕆᔨᖕᒋᑦ, ᐊᕙᑎᓕᕆᔩᕐᔪᐊᒃᑯᑦ)	ᓱᕐᔭᖅᐸᓯᐅᓂᕐᒥᓲᑦ ᑎᖕᒥᐊᑦ ᖃᐅᔨᓴᖅᑕᐅᓂᖕᒋᑦ
2005- 2008	ᑳᕙᐅᓪ-Caswell (ᑲᓇᑕᒥ ᐅᒪᔪᓕᕆᔩᑦ, ᐊᕙᑎᓕᕆᔩᕐᔪᐊᒃᑯᑦ)	ᑲᖑᐃᑦ ᖃᐅᔨᓴᖅᑕᐅᓂᖕᒋᑦ
2007- 2009	ᐱᓂᑦᔅ-Pienitz (ᔪᓂᕖᓯᑎ ᓚᕓᓪ)	ᓄᓇᖅᐱᐅᓂᕐᒥ ᐃᒪᕐᓂ ᕐᑯᐱᕐᕈᕐᑲᕐᓂᖕᒋᑦ ᐊᒻᒪᓗ ᐃᒪᐃᑦ
2008- 2013	ᒑᔅᑕᓐ-Gaston ᖃᐅᔨᓴᕐᓂᖅ ᐊᒻᒪᓗ ᓴᓇᕐᕈᑎᒃᓴᓕᕆᔨᖕᒋᑦ, ᐊᕙᑎᓕᕆᔩᕐᔪᐊᒃᑯᑦ)	ᑕᕆᐅᕐᒥᓲᖑᓂᖕᒋᑦ ᑎᖕᒥᐊᑦ ᖃᐅᔨᓴᖅᑕᐅᓂᖕᒋᑦ
2011	ᓕᕝᕗᐊᕐ-Leafloor (ᑲᓇᑕᒥ ᐅᒪᔪᓕᕆᔩᑦ, ᐊᕙᑎᓕᕆᔩᕐᔪᐊᒃᑯᑦ)	ᐃᒪᕐᒥᐅᓲᑦ ᑎᖕᒥᐊᑦ
2014- 2015	ᓂᔅᓕ, ᐅᐃᓕᔮᒻᔅ-Nissley, Williams (ᔫᓂᕖᓯᑎ ᑎᐊᓚᕙᐅᕐ)	ᑲᖑᐃᑦ ᖃᐅᔨᓴᖅᑕᐅᖕᒋᑦ
2014- 2020	ᕋᐅᔅᔅ-Rausch (ᑲᓇᑕᒥ ᐅᒪᔪᓕᕆᔩᑦ, ᐊᕙᑎᓕᕆᔩᕐᔪᐊᒃᑯᑦ)	ᓱᕐᔭᖅᐸᓯᐅᓂᕐᒥᓲᑦ ᑎᖕᒥᐊᑦ ᖃᐅᔨᓴᖅᑕᐅᓂᖕᒋᑦ
2017- 2019	ᒌᕐᓂ-Gurney ᖃᐅᔨᓴᕐᓂᖅ ᐊᒻᒪᓗ ᓴᓇᕐᕈᑎᒃᓴᓕᕆᔨᖕᒋᑦ, ᐊᕙᑎᓕᕆᔩᕐᔪᐊᒃᑯᑦ)	ᑎᖕᒥᐊᑦ ᓱᕈᕐᓇᖅᑐᕐᑲᕐᓂᖕᒋᓐᓂᒃ ᖃᐅᔨᓴᖅᑕᐅᓂᖕᒋᑦ

ᑲᓇᑕᓕᒫᒥ ᐆᒪᔪᕐᑲᕐᕕᒃᓴᖑᖅᐸᑦ ᐃᑲᔪᕐᓂᕐᑲᕐᓂᐊᖅᑐᖅ ᓴᐳᓐᓂᐊᕐᓂᕐᒧᑦ ᐃᓕᖅᑯᓯᑐᕆᔭᐅᔪᓂᒃ ᑕᐃᒪᖕᑲᓪᓗ ᐱᒻᒪᕆᐅᑎᑕᐅᕚᒃᑐᓂᒃ ᐃᓄᖕᓄᑦ, ᑕᒻᒃᑯᐊ ᓲᕐᓗ ᐃᓗᕕᕐᑲᕐᕕᐅᓂᖕᒋᑦ, ᓄᓇᒋᔭᐅᕙᓚᐅᕐᓂᖕᒋᑦ ᐊᒻᒪᓗ ᐱᐅᓯᑐᕐᑲᖅᑎᒍᑦ ᐃᓄᐃᑦ ᑕᖕᒫᕐᕕᕆᕙᓚᐅᖅᑕᑐᕐᑲᐅᖕᒋᑦ, ᐃᕐᓂᐅᕐᕕᒃᑯᑦ ᐊᐅᓚᑦᑎᔨᐅᕐᑲᑕᐅᓂᕐᒧᑦ ᑲᑎᒪᔨᕋᓚᓄᑦ ᐱᐅᓂᖅᓴᓂᒃ ᓴᐳᓐᓂᐊᖅᑕᐅᑦᑎᐊᒃᑲᓂᕐᑯᔭᖕᒋᓐᓂ. ᐱᑕᕐᑲᕈᑕᐅᓂᖕᒋᑦ ᐱᔾᔪᑕᐅᓯᒪᓂᖕᒋᓪᓗ ᑕᐃᒃᑯᐊ ᐃᓄᐃᑦ ᐃᑲᔫᓯᐊᒃᓴᖕᒋᓐᓄᑦ ᐊᖕᒋᕈᑏᑦ ᐱᔾᔪᑎᖃᖅᐸᑦ ᑐᖕᑲᕙᐅᕐᑯᔩᕐᓂᒥᒃ ᐊᐅᓚᑎᔪᓐᓇᕐᓂᖅ ᐱᑕᕐᑲᐃᓐᓇᕆᐊᖃᖅᑐᓂᒃ ᓄᓇᕗᒻᒥ ᓄᓇᓂᒃ ᑕᒪᐃᓐᓄᑦ ᑐᕌᖕᑲᓗᑎᒃ ᐆᒪᔪᕆᔭᐅᔪᓄᑦ ᐊᒻᒪᓗ ᐸᐸᑦᑎᓂᕐᒧᑦ ᐃᓕᖅᑯᓯᑐᕐᑲᕆᔭᐅᔪᓄᑦ ᓄᓇᒥᐅᑕᓂᒃ. ᑭᓯᐊᓂᓕ, ᑎᖕᒥᐊᕐᑲᕐᕕᐅᓂᖕᒋᓐᓂ ᒪᓕᒐᖅᑲᖕᒋᓚᑦ ᐊᑐᖅᑳᑕᕈᓐᓇᕐᓂᖕᒋᓐᓂᒃ ᑕᒻᒃᑯᓂᖕᑲ ᐊᐅᓚᑕᐅᔪᓐᓇᕐᓂᖕᒋᓐᓂᒃ ᐱᓕᕆᐊᖃᕈᓐᓇᕐᓂᖕᒋᓐᓂᒃ, ᑕᐃᒃᑯᐊᓗ ᑲᓇᑕᓕᒫᒥ ᐆᒪᔪᕐᑲᕐᕕᐅᔪᑦ ᑕᐃᒪᐃᓕᐅᕐᕕᐅᖕᑳᕈᓐᓇᖅᓯᑎᒃ.

ᐃᕐᓂᐅᕐᕕᒃᑯᒃ ᐊᐅᓚᑦᑎᔨᐅᖅᑕᐅᓂᕐᒧᑦ ᑲᑎᒪᔨᕋᓛᖏᑦ ᑕᒪᐃᓐᓂᑦᑎᐊᖅ ᑕᒪᑯᓂᖓ ᐃᑲᔪᖅᓱᐃᕗᑦ ᐊᓯᔾᔨᖅᑕᐅᕐᑯᔭᒥᓂᒃ. ᐊᐅᓚᑦᑎᔨᐅᖅᑕᐅᔪᑦ ᑲᑎᒪᔨᕋᓛᑦ ᑎᑎᕋᓚᐅᖅᑐᑦ ᑲᓇᑕᒥ ᐆᒪᔪᓕᕆᔨᒃᑯᓐᓄᑦ, ᑐᓐᖓᕕᒃᑯᓐᓄᑦ, ᐊᒻᒪᓗ ᑭᖕᒐᓕᕐᒥ ᐃᓄᐃᑦ ᑲᑐᔾᔨᖅᑎᕆᖕᖏᓐᓄᑦ (ᑕᒪᓂ ᔪᓚᐃ 06, 2015-ᒥ) ᐃᓕᑕᕆᔭᐅᓯᒪᔪᒥᒃ ᑐᒃᓯᕋᐅᑎᓂᒃ ᐱᓇᓱᕐᑯᔨᑦᑐᑎᒃ ᑲᓇᑕᒥ ᐆᒪᔪᓕᕆᔨᒃᑯᓐᓂᒃ ᐊᓯᔾᔨᖅᑕᐅᕆᐊᕐᑯᔨᓂᖅ ᑕᐃᔭᐅᓂᖓᓂᒃ ᐃᓕᑕᕆᔭᐅᓂᖓᓂᒡᓗ. ᐃᓗᓕᖕᒋᑦ 13-ᒥ ᐃᓄᐃᑦ ᐃᑲᔫᓯᐊᒃᓴᖕᒋᓐᓄᑦ ᐊᖕᒋᕈᑎᑦ ᐅᓂᒃᑳᖅᓯᒪᕗᑦ ᖃᓄᐃᓕᐅᕈᑕᐅᓃᖑᓂᖕᒋᓐᓂᒃ. ᐃᓚᖅᑲᖅᐳᑦ, ᑕᒪᒃᑯᓂᖓᑑᖕᒋᒻᒥᔫᒐᓗᐊᖅᑕᐅᖅ ᖃᐅᔨᑎᑕᐅᖅᑲᑦᑕᕆᐊᖅᑲᕐᓂᖕᒋᓐᓂᒃ ᑐᑭᓯᓂᐊᕐᕕᐅᖅᑲᑦᑕᕆᐊᖅᑲᕐᓂᖕᒋᓐᓂᒡᓗ ᑐᓐᖓᕕᒃᑯᑦ, ᑭᖒᑦᓕᕐᒥᓗ ᐃᓄᐃᑦ ᑲᑐᔾᔨᖅᑎᕇᖕᒋᑦ, ᓴᑦᓕᕐᒥᐅᑦᓗ ᐊᒻᒪᓗ ᑖᒃᑯᓂᖓᓗ ᐊᐅᓚᑦᑎᔨᐅᖅᑕᐅᓂᕐᒧᑦ ᑲᑎᒪᔨᕋᓛᖏᑦ ᐊᒻᒪᓗ ᐃᓚᖅᑲᕐᓂᐊᖅᓯᑎᒃ ᓴᕿᑎᑕᐅᓂᐊᖅᑐᓂᒃ ᖃᐅᔨᕆᐊᖅᑎᐅᓂᕐᒧᑦ ᑎᒥᕐᑯᑎᕆᔭᐅᓂᐊᖅᑐᓂᒃ, ᐃᓱᒪᒃᓴᖅᓯᐅᕐᓂᐊᖅᑐᓂᒃ ᖃᓄᐃᓕᖓᓂᖓᓂ ᐊᓯᔾᔨᖅᑕᐅᔪᓐᓇᕐᓂᖕᒋᓐᓂᒃ ᑎᖕᒥᐊᕐᑲᕐᕕᐅᑉ.

ᑐᑭᓯᓂᐊᖅᑕᐅᓂᖕᒋᓐᓂ ᑭᒡᓕᕐᑲᕐᕕᐅᓂᖕᒋᓐᓂᒃ ᐊᓯᔾᔨᖅᑕᐅᔪᓐᓇᕐᓂᖕᒋᓐᓂᒃᑕᐅᖅ ᑲᒪᒋᔭᕆᐊᖅᑲᕐᓂᐊᕆᕗᑦ ᐊᓯᔾᔨᖅᑕᐅᓂᐊᕐᒪᖕᒑᑕ ᐱᓕᕆᐊᖑᓕᖅᐸᑦ. ᐊᑐᓕᕐᑯᔭᐅᓕᖅᑦᑕᖅᓯᒪᖕᒪᑦ ᐃᓱᒪᒃᓴᖅᓯᐅᕈᑕᐅᕐᑯᔭᐅᓪᓗᑎᒃ ᑎᖕᖕᒥᐊᕐᑲᕐᕕᖕᒥ ᑭᒡᓕᕐᑲᕐᕕᐅᓂᖕᒋᑦ (CACNMP, 1990; Allison, 1977). ᑕᒪᒃᑯᐊᑦᑕᐅᖅ ᐃᓕᖅᑯᓯᑐᕐᑲᓇᔭᐅᔪᓄᑦ ᐃᓄᖕᓄᑦ ᐱᒪᓇᐅᓂᖕᒋᑦ ᐊᒻᒪᓗ ᓄᓇᐃᑦ ᐱᒪᓇᐅᓂᖅᖅᑐᑦ ᐃᓂᖕᒋᑦ ᓯᓚᑎᑦᑎᐊᖕᒋᓃᑦᑐᑦ ᑎᖕᒥᐊᕐᑲᕐᕕᐅᑦᑕᐅᖅ ᑭᒡᓕᕐᑲᕐᕕᖕᒋᓐᓂᒃ ᐊᒻᒪᓗ ᑕᐃᒃᑯᐊ ᐱᒪᓇᐅᔪᑦ ᓇᓄᕐᓄᑦ ᐃᒡᓗᕐᑲᕐᕕᐅᕙᒃᑐᑦ/ᓯᑎᕐᑲᕐᕕᐅᕙᒃᑐᑦ, ᐊᒻᒪᓗ ᑐᒃᑐᕐᑲᕐᕕᐅᕙᒃᑐᑦ ᓄᓇᐃᑦ ᐃᓱᒪᒃᓴᖅᓯᐅᕈᑕᐅᔪᓐᓇᓕᑦᑐᑎᒃ. ᐊᒥᓱᒐᓴᖕᓂᒃ ᖃᐅᔨᕆᐊᖅᑕᐅᖅᑲᑦᑕᕆᐊᖅᑲᕐᓂᐊᖅᑐᑦ ᖃᐅᔨᒪᔭᐅᑦᑎᐊᕐᓂᐊᕐᒪᑕ ᑭᒡᓕᕐᑲᕐᕕᐅᓂᖕᒋᑦ, ᐱᒪᓇᐅᓂᖅᐹᖑᔪᓐᓇᖅᑐᓂᒃ ᓴᐳᓐᓂᐊᖅᑕᐅᕆᐊᕐᓂᐊᕈᑎᒃ ᐊᒻᒪᓗ ᐱᑕᕐᑲᐃᓐᓇᓇᐊᕐᑲᕐᓂᐊᕈᑎᒃ ᐃᓕᖅᑯᓯᑐᕐᑲᓇᔭᐅᔪᓂᒃ ᐱᔾᔪᑕᐅᓗᑎᒃ ᐊᒻᒪᓗ ᐅᒪᔪᕐᑲᕐᕕᐅᕙᖕᓂᖕᒋᓐᓄᑦ ᐱᔾᔪᑕᐅᓗᑎᒃ.

9 ᐋᓐᓂᖅᑕᐅᑦᑕᐃᓕᒪᑎᑦᑎᓂᖅ, ᐋᓐᓂᐊᖅᑐᓕᕆᓂᖅ ᐊᒻᒪᓗ ᐅᓗᕆᐊᓇᖅᑐᓕᕆᓂᖅ

ᐊᕙᑎᓕᕆᓂᕐᒥᒃ ᑐᐊᕕᕐᓇᖅᑐᖅᑲᖅᐸᑦ, ᐊᑏᑐᖅ ᐅᖃᕋᐅᓂᐊᖅᐳᑦ ᐅᑯᐊ
ᑲᓇᑕᒥ ᐊᕙᑎᓕᕆᓂᕐᒧᑦ ᑐᐊᕕᕐᓇᖅᑐᓕᕆᔨᒃᑯᑦ ᖃᐅᔨᑎᑦᑎᕙᓪᓚᑦ
ᓄᓇᑦᓯᐊᕐᒥᓗ ᓄᓇᕗᒻᒥᓗ:
1-867-920-8130.

ᑲᓇᑕᒥ ᐆᒪᔪᓕᕆᔨᖕᒋᑦ ᓴᐳᓐᓂᐊᖅᑎᐅᓂᐊᖅᑐᑦ ᐋᓐᓂᐊᓕᕆᑯᑕᐅᔭᕆᐊᕐᑲᕐᓂᖕᒋᓐᓂᒃ ᐊᒻᒪᓗ ᐅᓗᕆᐊᓇᖅᑐᖅᑲᕆᐊᕐᑲᖕᒋᓂᖕᒋᓐᓂᒃ ᐃᓄᓕᒫᓄᑦ, ᖃᐅᔨᒪᑎᑦᑎᖃᑦᑕᕐᓗᑎᒃ ᓄᓇᒧᖕᒐᐅᕙᒃᑐᓂᒃ ᓂᐅᕈᓯᒪᔪᓂᒡᓗ ᐳᓚᕋᑦᑐᓂᒃ ᖃᓄᐃᑐᑐᐃᓐᓇᕐᓂᒃ ᖃᐅᔾᔭᐅᔪᖃᖅᐸᑦ ᓂᕆᐅᒋᔭᐅᔪᖃᓕᖅᐸᑦᓗᓐᓃᑦ ᐅᓗᕆᐊᓇᕐᓂᖃᖅᑐᓂᒃ, ᐊᓐᓂᐊᓕᕈᑕᐅᔪᓐᓇᖅᑐᓂᒡᓗᓐᓃᑦ, ᐊᑐᕐᓗᑎᒃ ᑐᑭᓕᐅᑦᑎᐊᑐᐃᓐᓇᖅᑐᓂᒃ ᐊᑐᖅᑕᐅᔪᓐᓇᖅᑐᓂᒃ. ᐊᒻᒪᑕᐅᖅ, ᑲᓇᑕᒥ ᐆᒪᔪᓕᕆᔩᒃᑯᑦ ᐱᓕᕆᔩᖕᒋᑦ ᓴᓇᔩᖕᒋᓪᓗ ᑕᒪᐃᓐᓂᑦᑐᐊᖅ ᐅᔾᔨᖅᑐᑦᑎᐊᖅᐸᒌᖅᑲᑦᑕᕐᓂᐊᖅᑐᑦ ᓴᐳᓐᓂᐊᕐᓂᕐᒥᓄᑦ ᐃᖕᒥᓂᒃ ᐊᓐᓂᐊᓕᖅᑕᐃᓕᒪᔭᕆᐊᖃᕐᓂᖕᒋᓐᓂᒃ, ᐅᓗᕆᐊᓇᖅᑐᖃᖕᒋᓐᓂᖕᒋᓐᓂᒃ ᐃᖕᒥᓄᑦ, ᐱᓕᕆᖃᑎᒋᕙᒃᑕᖕᒋᓄᒡᓗ. ᑭᓯᐊᓂᓕᑦᑕᐅᖅ, ᑭᓇᑐᐃᓐᓇᖅ ᐃᓄᒃ ᐃᓄᐃᓪᓗᓐᓃᑦ ᐱᓇᓱᑦᑎᐊᖅᑕᓪᓚᕆᐊᖅᑲᕐᒥᔪᑦ ᐃᖕᒥᓂᒃ ᖃᐅᔨᒪᑦᑎᐊᕆᐊᖅᑕᑦᑕᕐᓂᖅ ᐅᓗᕆᐊᓇᖅᑐᖅᑲᕈᓐᓴᕐᓂᖕᒋᓐᓂᒃ, ᐸᕐᓇᒃᓯᒪᑦᑎᐊᖅᑕᑦᑕᕐᓗᑎᒃ ᐊᒻᒪᓗ ᐃᖕᒥᓂᒡᓗ ᐊᔪᖕᒋᙱᓗᑎᒃ ᖃᓄᐃᓕᐅᕈᓐᓇᕐᓂᖅ. ᐱᐅᓯᑐᖅᑲᕆᔭᖕᒋᑦ ᓄᓇᐃᑦ ᐃᓚᖕᒋᑦ ᐅᓗᕆᐊᓇᖅᑐᖅᑲᕈᓐᓇᕐᒪᑦ. ᑕᒪᕐᒥᒃ ᖃᐅᔨᒪᔭᕆᐊᖃᖅᑐᑦ ᑲᓇᑕᒥ ᐆᒪᔪᓕᕀᑦ ᐱᓕᕆᔨᖕᒋᑦ ᑕᐃᒪᖕᒐᓕᒫᖅ ᓇᐅᑦᑎᖅᑐᐃᖃᑦᑕᐃᓐᓇᓲᖑᖕᒋᒪᑕ ᐅᕝᕙᓗᓐᓃᑦ ᐱᔨᑦᑎᕋᐃᖃᑦᑕᐃᓐᓇᓲᖑᖕᒋᓯᑎᒃ ᐃᓄᖁᑎᒋᔭᐅᕝᓄᑦ ᐅᓗᕆᐊᓇᖅᑐᓕᕝᕙᓐᓂᕐᒥᒃ, ᓇᖕᒋᐊᕐᓇᖅᑐᖃᕐᓂᖕᒋᓐᓂᒡᓗᓐᓃᑦ ᐱᔨᑦᑎᕋᐃᕝᕙᓐᓂᕐᒥᒃ ᑎᖕᒥᐊᖃᕐᕕᖕᓂ.

- ᐳᑭᖅᑕᓕᒃᑯᑦ ᓴᓪᓕᓂ: 867-925-0123, or during an emergency 867-925-1111
- ᓄᓇᕗᑦ ᒐᕙᒪᒃᑯᑦ ᐱᓕᕆᕝᕕᖕᒐᑦ ᓴᓪᓕᓂ: 867-925-8823
- ᐊᕙᑎᓕᕆᔨᕐᔪᐊᒃᑯᑦ ᓯᓚᐅᑉᓗ ᐊᓯᔾᔨᖅᐸᓪᓕᐊᓂᖕᒐᓄᑦ ᐆᒪᔪᓕᕆᕝᕕᖕᒋᑦ (ᔭᓗᐃᓇᒥᓗᓐᓂᑦ ᐃᖃᓗᖕᓂᓗᓐᓂᑦ): ec.dalfnord-wednorth.ec@canada.ca
- ᐊᕙᑎᓕᕆᔨᕐᔪᐊᒃᑯᑦ ᓯᓚᐅᑉᓗ ᐊᓯᔾᔨᖅᐸᓪᓕᐊᓂᖕᒐᓄᑦ ᐆᒪᔪᓕᕆᕝᕕᖕᒋᑦ ᐱᔪᓇᐅᑎᓕᕆᕝᕕᖕᒐᑦ (ᐃᖃᓗᖕᓂ): ec.nupermisscf-cwspermitnu.ec@canada.ca
- ᑭᓇᒃᑯᐃᓐᓇᐃᑦ ᑲᑎᒪᔨᐅᖃᑕᐅᔪᑦ ᐊᐅᓚᑦᑎᔨᐅᖃᑕᐅᓂᕐᒧᑦ ᑲᑎᒪᔨᕋᖁᖕᒋᓐᓄᑦ ᓴᓪᓕᓂ

9.1 ᓄᕙᖕᓈᓘᔭᖅᑐᖅ ᐋᓐᓂᐊᓕᕈᑕᐅᕙᖕᓂᖅ ᒥᑎᕐᓄᑦ

ᐊᖏᓂᖅᐹᑦᑎᐊᕐᒥᒃ ᐊᓐᓂᐊᖅᑖᕆᔭᐅᓚᐅᕐᓂᖅ ᓄᕙᖕᓇᓘᔮᖅᑐᒥᑦ ᑎᖕᒥᐊᕐᓄᑦ ᐊᑐᓚᐅᖅᑐᖅ ᑕᐅᕙᓂ ᕿᑭᖅᑕᓗᖕᒥᒃ ᑕᒫᓂ 2005-ᒥ, ᐱᑕᖃᐃᓐᓇᓕᖅᓯᓂᓗ ᑕᐃᒪᖓᓂᒃ ᐊᕐᕋᒍᑕᒫᖅ. ᐃᓄᖕᓄᑦ, ᐋᓐᓂᐊᓕᕈᑕᐅᔪᓐᓇᕐᓂᖓ ᓄᕙᖕᓂᐊᓘᔮᖅᑐᖅ ᐊᑦᑎᒃᑑᓅᖅ. ᑭᓯᐊᓂᓕᑕᐅᖅ, ᑕᒪᕐᒥᒃ ᐃᓄᐃᑦ ᐅᔾᔨᖅᑐᑦᑎᐊᕆᐊᖃᖅᐳᑦ ᐊᐅᓚᑦᑎᓂᖏᓐᓂᒃ ᖃᓄᐃᑦᑐᑐᐃᓐᓇᕐᓂᒃ ᑎᖕᒥᐊᕐᓂᒃ ᓇᓂᔭᐅᔪᓂᒃ ᐊᓐᓂᐊᖅᑐᓂᒃ, ᑐᖁᖓᔪᓂᒡᒎᓐᓃᑦ, ᑕᐃᒃᑯᓂᖓᓗ ᖁᓂᕈᖏᓐᓂᒃ ᑕᒪᒃᑯᐊ ᑎᖕᒥᐊᑦ. ᓄᑖᖑᑖᖑᔪᓂᒃ ᖃᐅᔨᒋᐊᑎᐊᒃᑲᓐᓂᕈᒪᒍᕕᑦ, ᐅᖃᕕᐅᓂᐊᖅᐳᑦ ᐅᑯᐊ ᑲᓇᑕᒥ ᑲᑐᔾᔨᖃᑎᒌᑦ ᐆᒪᔪᓕᕆᓂᕐᒧᑦ ᐋᓐᓂᐊᕐᕕᖕᒧᑦ Canadian Cooperative Wildlife Health Centre ᐅᕙᓂ 1-800-567-2033.

9.2 ᓇᓄᐃᑦ ᑐᖅᑯᑕᐅᕙᖕᓂᖏᑦ

ᑭᓇᑐᐃᓐᓇᖅ ᑐᖂᑎᔪᖅ ᓇᓄᕐᒥᒃ ᑎᖕᒥᐊᖃᕐᕕᖕᒥ, ᐱᔾᔪᑎᖃᖅᓯᓂ ᑐᐊᕕᕐᓇᖅᑐᓂᒃ ᐱᔫᖁᑕᐅᖏᑦᑐᒥᒡᓗᓐᓃᑦ, ᐅᖃᐅᓯᖃᕆᐊᖃᖅᐳᖅ ᐊᔪᕐᓇᕈᓐᓃᑐᐊᖅᐸᑦ. ᐱᓗᐊᖅᑐᒥᒃ ᐅᑯᐊ ᐅᖃᐅᑎᔭᐅᔪᒃᓴᐅᕗᑦ ᓄᓇᕗᑦ ᒐᕙᒪᐃᑦ ᐆᒪᔪᓕᕆᔨᖏᑦ ᓴᓪᓕᓂ (867-925-8823) ᐊᒻᒪᓗ ᑕᐃᒃᑯᐊ ᐊᕙᑎᓕᕆᔨᕐᔪᐊᒃᑯᑦ ᓯᓚᐅᓪᓗ ᐊᓯᔾᔨᖅᐸᓪᓕᐊᔪᓕᕆᔨᖏᓐᓂ ᐆᒪᔪᓕᕆᔨᒃᑯᑦ ᐱᔪᓐᓇᐅᑎᓕᕆᕝᕕᖓᓃᑦᑐᑦ (ec.nupermisscf-cwspermitnu.ec@Canada.ca). ᓴᒃᑯᑕᐅᓂᖏᑦ ᑐᓂᔭᐅᓗᑎᒃ ᐆᒪᔪᐃᑦ ᑎᒥᖓᓂᖓᖅᑐᑦ ᑐᖅᑯᑕᐅᓯᒪᔪᓂᒃ ᑐᐊᕕᕐᓇᑐᖃᖅᑎᑦᑐᒋᑦ, ᒪᓕᒐᕐᓂᒃ ᓯᕋᐃᔪᖃᖅᑎᑦᑐᒍ, ᐱᔫᖁᑕᐅᖏᑦᑐᒥᒡᓗᓐᓃᑦ ᑐᖂᑎᔪᖃᖅᑎᑦᑐᒋᑦ ᒪᓕᒋᐊᖃᖅᐳᖅ ᐃᓗᓕᖏᓐᓂᒃ ᑕᐃᒃᑯᓂᖓ 5.6.55-ᖏᓐᓃᑦᑐᓂᒃ, ᓄᓇᕗᒻᒥ ᓄᓇᑖᕐᓂᕐᒧᑦ ᐊᖏᕈᑎᓂ. ᓇᓪᓚᐅᒃᑯᒫᒃᓴᓂᒃᑕᐅᓂᐊᖅᑐᑦ ᐊᐃᕖᑦ ᐊᖑᓇᓱᒃᑏᑦ ᑲᑐᔾᔨᖃᑎᖐᖏᑦ ᓇᓐᓄᒃᑐᖃᖅᐸᑦ ᑎᖕᒥᐊᖃᕐᕕᖕᒥ, ᒪᓕᒡᓗᑎᒃ ᐃᓗᓕᖏᓐᓂᒃ *12.3-ᒥᒃᑐᓂᒃ, ᐃᓄᐃᑦ ᐃᑲᔫᓯᒃᓴᖏᓐᓄᑦ ᐊᖏᕈᑎᓂᒃ.* ᐃᓄᐃᑦ ᑎᖕᒥᐊᖃᕐᕕᒧᖓᐅᔪᑦ ᐊᔪᕈᓐᓃᖅᓴᖅᑕᐅᓯᒪᔭᕆᐊᖃᖅᐳᑦ ᓇᓄᖃᕈᓐᓇᕐᓂᕐᓂᖏᓐᓂᒃ ᐅᔾᔨᖅᑐᕈᓐᓇᕐᓂᕐᓂᖏᓐᓂᒃ ᐊᒻᒪᓗ ᖁᑭᐅᓴᑦᑎᐊᕈᓐᓇᕐᓂᖏᓐᓂᒃ ᐅᕙᓄᓐᓂᑦ ᓇᓄᕐᓂᒃ ᓇᐅᑦᑎᖅᑐᐃᔾᔭᖅᓴᖅᑐᑎᒃ ᐃᓚᒋᔭᒥᓂᒃ.

10 ᐊᑐᓕᖅᑎᑦᑎᕙᓪᓕᐊᓂᖅ

ᐊᐅᓚᑕᐅᓂᖏᓐᓂᒃ ᐊᑐᖅᑕᐅᔭᕆᐊᓖᑦ ᒪᓕᒃᑕᐅᓗᑎᒃ ᑲᑎᒻᒪᐅᑕᐅᕙᖕᓂᖏᓄᑦ ᑎᖕᒥᐊᓕᕆᓂᕐᒧᑦ ᒪᓕᒐᓕᐊᑦ ᐊᒻᒪᓗ ᑎᖕᒥᐊᖅᑲᖅᕕᖕᓄᑦ ᒪᓕᒐᓪᓗᑐᐃᑦ, ᐊᕙᑎᓕᕆᔨᕐᔪᐊᒃᑯᑦ ᐆᒪᔪᓕᕆᔨᖏᑦ ᓴᖏᓂᖅᖅᑎᑕᐅᕗᑦ ᐳᕿᑦᑕᓕᐅᔪᑎᑐᑦ. ᑎᒃᑯᐊᖅᑕᐅᓯᒪᔪᑦ ᓄᓇᕗᒻᒥ ᐆᒪᔪᓕᕆᔩᑦ ᐊᒻᒪᓗ ᐳᕿᖅᑕᓕᒃᑯᑦ ᐊᐅᓚᑦᑎᔨᐅᑎᑕᐅᕗᑦ ᒪᓕᒐᕐᓂᒃ ᒪᓕᒃᑕᐅᑎᑦᑎᖅᑲᑕᐹᓇᕐᓂᖅ ᑕᐃᒃᑯᓂᖓ ᒪᓕᒐᕐᓂᓂᒃ ᑲᑎᒻᒪᐅᑕᐅᕙᖕᓂᖏᓄᑦ ᑎᖕᒥᐊᓕᕆᓂᕐᒧᑦ ᒪᓕᒐᕐᓂᒃ ᐊᒻᒪᓗ ᑎᖕᒥᐊᖅᑲᖅᕕᖕᓄᑦ ᒪᓪᓗᒐᓪᓗᑐᖏᑦ.

ᐊᕙᑎᓕᕆᔨᕐᔪᐊᒃᑯᑦ ᐆᒪᔪᓕᕆᔨᖏᑦ ᓇᐅᑦᑎᖅᑐᐃᔨᐅᕙᒃᑐᑦ ᒪᓕᒃᑕᐅᓂᖏᓐᓂᒃ ᐊᖏᕈᑕᐅᕋᓂᒃᓯᒪᓂᕐᒧᑦ ᒪᓕᒐᒃᓴᐅᑎᑕᐅᒧᑦ ᐊᒻᒪᓗ ᐱᔪᓐᓇᐅᑎᖃᕈᑕᐅᔪᑦ ᑐᓂᔭᐅᓯᒪᔪᑦ ᒪᓕᒃᑕᐅᓪᓗᑎᒃ ᑲᑎᒻᒪᐅᑕᐅᕙᖕᓂᖏᓄᑦ ᑎᖕᒥᐊᓕᕆᓂᕐᒧᑦ ᒪᓕᒐᖏᑦ ᐊᒻᒪᓗ ᑎᖕᒥᐊᖅᑲᖅᕕᖕᓄᑦ ᒪᓪᓗᒐᓪᓗᑐᖏᑦ ᑕᐃᒪᖓᓐ ᑲᔪᓯᓂᐊᖅᑐᓂᒃ ᐊᒻᒪᓗ ᖃᐅᔨᓴᖅᑕᐅᔪᖃᕆᐊᖅᑲᖅᐸᑦ ᖃᐅᔨᓴᕈᓐᓇᖅᓯᑎᒃ. ᐊᕙᑎᓕᕆᔨᕐᔪᐊᒃᑯᑦ ᐆᒪᔪᓕᕆᔨᖏᑦ ᒪᓕᒐᖅᑎᑦᑎᓲᖑᔪᑦ ᓇᓂᑐᐃᓐᓇᖅ ᑕᒪᐃᓐᓂᒃ ᑕᐃᒃᑯᓂᖓ ᑎᖕᒥᐊᖅᑲᖅᕕᖕᓄᑦ ᒪᓪᓗᒐᓪᓗᑐᓇᔭᐅᔪᓂᒃ, ᐱᓕᕆᔪᖅᑲᓂᕈᓂ ᐱᔪᓐᓇᐅᑎᖃᖏᑦᑐᓂᒃ, ᐊᒻᒪᓗ ᐱᔭᕆᐊᖅᑲᕈᑎᒃ, ᐃᖅᑲᖅᑐᐃᔨᒃᓴᖑᖅᑎᑦᑎᔪᓐᓇᖅᓯᑎᒃ.

ᖃᖅᓴᐅᖅᑑᑉ ᑎᖕᒥᐊᖅᑲᕙᖓ, ᑕᐃᒃᑯᐊ ᑕᒪᐃᓐᓂᒃ ᐊᔪᖅᑎᑕᐅᓂᖏᓐᓂᒃ ᒪᓕᒐᑎᒎᑦ ᐆᒪᔪᐃᑦ *ᐊᒥᓲᖏᓗᐊᓕᕐᓂᖏᓐᓄᑦ ᒪᓕᒐᖅᑎᒎᑦ (ᑎᑎᕋᖅᓯᒪᔪᑦ 32-ᒥᓗ 33-ᒥᓗ)* ᐊᑐᖅᑕᐅᕙᒃᐳᑦ ᑕᒪᐃᓐᓂᒃ ᑎᖕᒥᐊᖅᑲᖅᕕᐅᔪᓂ ᐊᒻᒪᓗ ᐃᒪᕐᒥᐅᑦᑕᖅᑲᖅᕕᐅᔪᓂ, ᐊᒻᒪᓗ ᑕᒪᐃᓐᓂ ᐆᒪᔪᖅᑲᖅᕕᐅᓂᖏᓐᓂ ᓄᓇᓂ ᑲᓇᑕᐅᑉ ᓄᓇᖁᑎᖏᔭᖏᓐᓂ ᐊᒻᒪᓗ ᐃᒪᖁᑎᖏᔭᖏᓐᓂ. ᑕᒪᒃᑯᐊ ᐊᔪᕿᖅᑎᑕᐅᒋᕗᑦ ᐊᑐᖅᑕᐅᔪᓐᓇᖅᓂᖅ ᐆᒪᔪᖅᑲᖅᓂᖏᓐᓂ ᓄᓇᓂ ᑎᑎᕋᖅᑕᐅᓯᒪᓕᖅᑐᓂᒃ ᒪᓕᒐᓕᐅᕆᑕᐅᕋᓂᒃᓯᒪᔪᓂᒃ ᓇᓴᐅᑎᓕᖕᒥ 1 ᑕᐃᒃᑯᓂᖓ ᐃᓕᑕᕆᔭᐅᓯᒪᓕᖅᑐᓂ ᐆᒪᔪᓂᒃ ᓄᖑᓯᒪᓕᖅᑐᓂᒃ ᓇᔪᖅᐸᒃᑕᑐᖅᑲᕆᔭᖏᓐᓂ, ᓄᖑᓕᓛᓕᖅᑐᓂᒃ ᐅᕝᕙᓗᓐᓃᑦ ᐅᓗᕆᐊᓇᖅᑐᒦᓕᕐᓂᖏᓐᓂᒃ. ᒪᓕᒐᕐᓂᒃ ᓱᖁᐃᓂᐅᖕᒪᑦ ᑐᖅᑯᑎᔪᖅᑲᖅᐸᑦ, ᐋᓐᓂᖅᓯᔪᖅᑲᖅᐸᑦ, ᑎᑐᓯᔪᖅᑲᖅᐸᑦ ᐅᕝᕙᓗᓐᓃᑦ ᐱᓯᒪᔪᖅᑲᖅᐸᑦ ᑕᒪᒃᑯᓂᖓᑦ ᐊᒥᓲᖏᓗᐊᓕᖅᑐᓂᒃ ᐆᒪᔪᓂᒃ, ᐊᒻᒪᓗ ᓱᖁᖅᑎᑕᐅᖅᑕᖅᑲᓂᖏᓐᓂᒃ, ᐲᔭᖅᑕᐅᖅᑲᕆᓪᓗᓐᓃᑦ ᓇᔪᖅᐸᒃᑕᖏᓐᓂᒃ ᓯᑎᖏᓂᓪᓗᓐᓃᑦ/ᐃᓪᓗᖏᓐᓂᓪᓗᓐᓂᑦ ᐆᒪᔪᐃᑦ. ᑲᓇᑕᒥ ᐆᒪᔪᓕᕆᔾᑦ ᐃᓕᑕᖅᓯᓯᒪᒍᑎᒃ ᐱᑦᑲᕆᐊᖅᑲᒻᒪᕆᖕᓂᖏᓐᓂᒃ ᓄᓇᓂᒃ ᐊᒥᓲᖏᓗᐊᓕᖅᑐᓂᒃ ᐆᒪᔪᓂᒃ ᓄᓇᖏᑦ ᑎᖕᒥᐊᖅᑲᖅᕕᐅᓂᖅ, ᐅᓃᑲᕈᑕᐅᔭᕆᐊᖅᑲᖅᐳᑦ ᓄᓇᖏᓐᓂᒃ ᖃᓄᐃᓕᐅᖅᑲᖅᕕᐅᓯᒪᓂᖏᑦ ᑕᐃᑲᓂ ᑲᓇᑕᒥ ᒪᓕᒐᓕᕆᓂᕐᒧᑦ ᐅᖃᓕᒫᒐᖏᓐᓂ ᑕᐃᔭᐅᔪᓂᒃ ᖃᓪᓗᓈᑎᑐᑦ *Canada Gazette-ᑯᑦ. ᐃᓗᓕᖏᑦ 58-ᒦᑦᑐᑦ ᐆᒪᔪᐃᑦ ᐊᒥᓲᖏᓗᐊᓕᖅᑐᓂᒃ ᒪᓕᒐᐃᑦ ᐊᔪᖅᑎᑦᑎᕗᑦ* ᓱᖁᖅᑎᖅᑕᐅᖅᑲᖅᑐᓂᒃ ᐱᑦᑲᕆᐊᖅᑲᒻᒪᕆᒃᑐᑦ ᓄᓇᖏᑦ ᐆᒪᔪᖅᑲᖅᕕᐅᕙᒃᑐᑦ.

ᕿᓇᐅᔭᐃᓐᓇᖅ ᐅᖅᑲᐅᓯᖅᑲᖅᓇᖅᐳᖅ ᐸᓯᕐᔭᐅᓕᖅᑐᓂᒃ ᒪᓕᒐᕐᓂᒃ ᓱᖁᐃᓗᑎᒃ ᐱᓕᕆᐊᖅᑐᓂᒃ ᖃᖅᓴᐅᖅᑑᕐᒥ ᑎᖕᒥᐊᖅᑲᕙᖓᓂ ᓇᓕᐊᖕᓂᑐᐃᓐᓇᖅ ᐅᖅᑲᐅᓯᐅᔪᓇᖅᓯᑎᒃ ᑲᓇᑕᒥᓗᓐᓃᑦ ᓄᓇᕗᒻᒥᓗᓐᓃᑦ ᐆᒪᔪᓕᕆᔨᓄᑦ, ᐳᕿᑦᑕᓕᒃᑯᓐᓄᓪᓗᓐᓂᑦ, ᑲᓇᑕᒥ ᐆᒪᔪᓕᕆᔨᐅᔪᓄᓪᓗᓐᓂᑦ ᐅᕙᓂ (ec.nupermisscf-cwspermitnu.ec@canada.ca)

ᐅᕝᕙᓗᓐᓃᑦ ᓇᖕᒥᓂᖅ ᐅᖃᐅᑎᓯᐅᓗᑎᒃ ᓇᓪᓕᐊᖕᖑᑐᐃᓐᓇᖅ ᐃᕐᓂᐅᕐᕕᒃᑯᑦ ᐊᐅᓚᑦᑎᔨᐅᖃᑕᐅᓂᕐᒧᑦ ᑲᑎᒪᔨᕋᓛᖏᓄᑦ ᓴᓪᓕᓂ.

11 ᐸᕐᓇᐅᑏᑦ ᐊᑐᓕᖅᑎᑕᐅᓂᖏᑦ

ᑲᓇᑕᒥ ᐆᒪᔪᓕᕆᔩᑦ ᐊᒻᒪᓗ ᐃᕐᓂᐅᕐᕕᒃᑯᑦ ᐊᐅᓚᑦᑎᔨᐅᖃᑕᐅᓂᕐᒧᑦ ᑲᑎᒪᔨᕋᓛᖏᑦ ᐊᑐᓕᖅᑎᑦᑎᓂᐊᖅᑐᑦ ᐊᐅᓚᑦᑎᓂᕐᒧᑦ ᐸᕐᓇᐅᑎᓂᒃ ᑕᒫᓂ ᐊᑯᓂᐅᓂᖃᕐᓂᐊᖅᑐᒧᑦ ᖁᓕᓄᑦ ᐊᕐᕋᒍᓄᑦ. ᐊᑐᓕᖅᑎᑕᐅᓂᖏᑦ ᒪᓕᖕᓂᐊᖅᑐᑦ ᐊᕐᕋᒍᑕᒫᖅ ᐱᓕᕆᐊᒃᓴᖏᓐᓂᒃ ᐸᕐᓇᐅᑎᒋᓯᒪᔭᖏᓐᓂᒃ ᐊᒻᒪᓗ ᐱᓕᕆᔨᖃᕈᓐᓇᕐᓂᖏᓐᓂᒃ ᐊᒻᒪᓗ ᑮᓇᐅᔭᒃᓴᓂᒃᑕᐅᓯᒪᓂᖏᓐᓂᒃ. ᑲᓇᑕᒥ ᐆᒪᔪᓕᕆᔩᑦ ᐊᒻᒪᓗ . ᐊᐅᓚᑦᑎᔨᐅᖃᑕᐅᓂᕐᒧᑦ ᑲᑎᒪᔨᕋᓛᑦ ᐊᑐᖃᑦᑕᕐᓂᖅᓴᐅᓂᐊᖅᑐᑦ ᐋᕐᑭᒋᐊᖃᑦᑕᕈᓐᓇᖅᑕᖏᓐᓂᒃ ᐊᐅᓚᑦᑎᓂᖃᕐᓂᕐᒥᒃ.

ᐊᐅᓚᑦᑎᔨᐅᖃᑕᐅᓂᕐᒧᑦ ᑲᑎᒪᔨᕋᓛᑦ ᐊᑐᓕᖅᑎᑦᑎᕙᖕᓂᐊᖅᑐᑦ ᒪᓕᒃᑐᑎᒃ ᑕᒪᐃᓐᓄᑦ ᐱᓕᕆᐊᕆᓴᐅᓯᒪᓂᖏᓐᓂᒃ ᐃᓚᒋᔭᐅᔪᓕᒫᓄᑦ (*ᐃᓄᐃᑦ ᐃᑲᔫᓯᐊᒃᓴᖏᓐᓄᑦ ᐊᖏᕈᑏᑦ ᐃᓗᓕᖏᑦ 2.1.9*). ᑲᓇᑕᒥ ᐆᒪᔪᓕᕆᔩᑦᑕᐅᖅ ᖃᐅᔨᒋᐊᖃᑕᕐᓂᐊᖅᑐᑦ ᐊᑐᓕᖅᑎᑕᐅᓂᖏᓐᓂᒃ ᐸᕐᓇᐅᑏᑦ ᑕᓕᒪᐃᑦ 5 ᐊᕐᕋᒍᐃᑦ ᐊᖏᕈᑕᐅᓚᐅᕐᓂᖏᓐᓂᒃ ᐊᒻᒪᓗ ᑭᖑᓂᐊᒍᑦ ᖁᓕᑦ 10 ᐊᕐᕋᒍᐃᑦ ᓈᔭᕋᖕᒐᒥᒃ, ᒪᓕᒃᑐᑎᒃ ᐊᐅᓚᑦᑎᓂᕐᒧᑦ ᐱᓕᕆᐊᒃᓴᖏᓐᓂᒃ ᐃᓕᑕᕆᔭᐅᓯᒪᔪᓂᒃ ᑕᐃᑲᓂ ᐊᕙᒃᑐᖅᓯᒪᓂᖏᓐᓂᒃ ᑕᑯᑎᑦᑎᔾᔪᑎᒃᓴᖏᓐᓃᑦᑐᓂᒃ 10-ᒥ ᐃᓗᓕᖏᓃᑦᑐᓂᒃ. ᑖᒃᑯᐊ ᑎᑎᕋᖅᓯᒪᓂᖏᑦ ᐊᐅᓚᑦᑎᓂᕐᒧᑦ ᐸᕐᓇᐅᑎᓂᒃ ᐊᓯᔾᔩᓗᑕᐅᔾᔮᖏᑦᑐᑦ ᐊᕐᕋᒍᑕᒫᖅ ᐱᓕᕆᐊᒃᓴᕆᓂᐊᖅᑕᖏᓐᓂᒃ ᐸᕐᓇᑕᐅᕙᒃᑐᓂᒃ, ᐃᑲᔪᕐᓂᖃᕐᒪᑕ ᓴᕿᑎᑕᐅᓯᒪᓂᖏᓐᓂᒃ ᓯᕗᓪᓕᖅᐸᐅᔾᔭᐅᖁᔭᐅᓯᒪᔪᑦ ᑎᑎᖃᖁᑎᒋᔭᐅᓂᖅ.

ᑲᓇᑕᒥ ᐆᒪᔪᓕᕆᔨᒃᑯᑦ ᐊᒻᒪᓗ ᐊᐅᓚᑦᑎᔨᐅᖃᑕᐅᓂᕐᒧᑦ ᑲᑎᒪᔨᕋᓛᑦ ᕿᒥᕐᕈᐊᖃᑕᕐᓂᐊᖅᑐᑦ ᖃᐅᔨᒪᔾᔪᑎᒃᓴᓂᒃᑕᐅᕙᑦᓕᐊᔪᓂᒃ ᑕᐃᒃᑯᓇᖕᒫᖅᑐᓂᒃ ᓇᐅᑦᑎᖅᑐᖅᑕᐅᔭᖅᑐᖅᓯᒪᓂᖏᓐᓂᒃ ᐊᒻᒪᓗ ᖃᐅᔨᓴᖅᑕᐅᓚᐅᖅᑐᓂᒃ ᐱᓕᕆᐊᖑᔪᓂᒃ ᐊᒻᒪᓗ ᐊᑐᖅᑕᐅᓗᑎᒃ ᖃᐅᔨᒪᔾᔪᑎᑕᐅᓂᕐᒧᑦ ᓯᕗᓂᖓᓂ ᐊᐅᓚᑦᑎᓂᖏᓐᓄᑦ ᐃᓱᒪᓕᐅᕈᑕᐅᔭᕆᐊᖃᕐᓂᐊᖅᑐᓄᑦ. ᓇᒻᒪᖕᓂᐊᕐᕿᖕᒐᑦ, ᑐᑭᓯᓂᐊᕐᕕᐅᖕᓂᐊᕐᒥᔪᑦ ᓴᓪᓕᕐᒥᐅᑦ. ᑲᓇᑕᒥ ᐆᒪᔪᓕᕆᔩᑦᑕᐅᖅ ᐊᑐᖃᑦᑕᕐᓂᐊᕐᒥᔪᑦ ᑕᒪᒃᑯᓂᖓ ᖃᐅᔨᒪᔾᔪᑎᒃᓴᓂᒃᑕᐅᔪᓂ ᖃᐅᔨᓴᕿᑕᐅᓗᑎᒃ ᑲᓇᑕᒥ ᑮᓇᐅᔭᓂᒃᓴᑕᐅᕙᓐᓂᖏᓐᓂᒃ ᐱᓕᕆᐊᖃᕐᓂᕐᒥ ᑐᕌᒐᓕᐅᕐᑐᓂᒃ ᐱᔾᔪᑎᖃᖅᑐᓂᒃ ᓴᐳᓐᓂᐊᖅᑕᐅᓯᒪᓂᖏᓐᓂᒃ ᓄᓇᐃᑦ, ᓯᕗᓂᒃᓴᐅᓂᐊᖅᑐᒥᓗ ᑎᒃᑯᐊᖅᑕᐅᔭᓛᕐᒥᔭᓂᒃ ᑐᕌᒐᓕᐅᕐᕕᐅᔭᓛᕐᒥᔭᓂᒃ ᐱᓕᕆᐊᖃᕐᓂᕐᒥᓄᑦ.

ᐊᕙᒃᑐᖅᓯᒪᔪᓂᒃ ᑕᑯᑎᑦᑎᔾᔪᑦ 10: ᑕᓐᓇᒪᓄᑦ ᐊᕐᕌᒍᓄᑦ ᐊᐅᓚᑦᑎᓂᕐᒧᑦ ᐸᕐᓇᐅᑎᒃᓴᓂᒃ ᐊᑐᓕᖅᑎᑦᑎᕙᓪᓕᐊᓂᖅ

ᐱᓕᕆᐊᓂᒃ	Year				
	1	2	3	4	5
ᐅᖃᐅᔾᔨᖃᑦᑕᕐᓂᖅ ᒥᓂᔅᑕᖓᓂᒃ ᐊᕙᑎᓕᕆᓂᕐᒧᑦ, ᓈᒻᒪᒃᓯᔭᕌᖓᑦ, ᑕᒪᐃᓂᒃ ᐱᔾᔪᑎᖃᖅᑐᓂᒃ ᐊᐅᓚᑦᑎᓂᕐᒧᑦ ᐸᕐᓇᐅᑎᓕᕆᓂᕐᒥᒃ; ᐅᔾᔮᖅᑐᑦᑎᐊᕐᓗᑎᒃ ᐃᓱᒪᒃᓴᖅᓯᐅᕈᑕᐅᑦᑎᐊᖃᑦᑕᕐᓗᑎᒃ ᖃᓄᐃᑦᑐᑐᐃᓐᓇᓇᐃᑦ ᐃᓄᐃᑦ ᖃᐅᔨᒪᔭᑐᖃᖏᑦ ᐅᖃᐅᓯᐅᓯᒪᔪᑦ ᑲᑎᒪᔨᖏᓐᓄᑦ (ᐃᓄᐃᑦ ᐃᑲᔫᓯᐊᒃᓴᖏᓐᓄᑦ ᐊᖏᕈᑏᑦ ᐃᓗᓕᖏᑦ 3.3).	X	X	X	X	X
ᐱᔭᓇᖅᑕᐅᑕᕐᓗᑎᒃ ᖃᓄᐃᓕᐅᕈᑕᐅᓂᖏᑦ ᐊᐅᓚᑦᑎᔨᐅᑕᐅᓂᕐᒧᑦ ᑲᑎᒪᔪᕌᓄᑦ ᐅᖃᐅᓯᐅᓯᒪᔪᑦ ᐃᓄᐃᑦ ᐃᑲᔫᓯᐊᖅᑕᕈᑎᒃᓴᖏᓐᓄᑦ ᐊᖏᕈᑎᑎᒍᑦ, ᐃᓚᖃᕐᓗᑎᒃ ᐅᖃᐅᓯᐊᖅᑎᐅᑕᕐᓂᖏᓐᓂᒃ ᒪᑯᓂᖓ ᐱᔪᓂᒃ: • ᓄᓇᕗᒻᒥ ᐆᒪᔪᓕᕆᓂᕐᒧᑦ ᒪᓕᒐᖅᑎᒍᑦ ᖃᓄᐃᓕᐅᕈᑎᒃᓴᖏᓐᓂᒃ ᐊᒻᒪᓗ ᐱᓕᕆᐊᒃᓴᖏᓐᓄᑦ ᐸᕐᓴᐅᑎᖏᓐᓄᑦ ᓄᓇᕗᒻᒥ (ᐃᓄᐃᑦ ᐃᑲᔫᓯᐊᒃᓴᖏᓐᓄᑦ ᐊᖏᕈᑏᑦ ᐃᓗᓕᖏᑦ 3.4); • ᐊᐅᓚᑦᑎᓂᕐᒧᑦ ᐸᕐᓇᐅᑎᓕᐊᕆᓯᒪᔭᖏᓐᓂᒃ (ᐃᓄᐃᑦ ᐃᑲᔫᓯᐊᒃᓴᖏᓐᓄᑦ ᐊᖏᕈᑏᑦ ᐃᓗᓕᖏᑦ 3.5 to 3.7); • ᐊᕙᒃᑐᖅᓯᒪᓂᖏᓐᓂ ᐃᓄᐃᑦ ᑲᑐᔾᔮᖅᑎᕐᒋᖏᓐᓄᑦ ᐃᑲᔪᖅᓱᖅᑕᐅᓯᒪᓂᖏᓐᓂᒃ ᐱᔪᓐᓇᐅᑎᑖᕐᓱᒃᑐᓂᒃ ᐅᒃᑐᕈᑎᖏᓐᓂᒃ (ᐃᓄᐃᑦ ᐃᑲᔫᓯᐊᒃᓴᖏᓐᓄᑦ ᐊᖏᕈᑏᑦ ᐃᓗᓕᖏᑦ 4.3); • ᑖᒻᓛᕙᐅᕙᖏᓐᓂᒃ ᐊᒻᒪᓗ ᐃᓪᓗᕋᓛᖅᑲᐅᓂᖏᓐᓂᒃ ᖃᖅᓴᐅᖅᑐᒥ ᑎᖏᐊᖅᑲᖕᒥ (ᐃᓄᐃᑦ ᐃᑲᔫᓯᐊᒃᓴᖏᓐᓄᑦ ᐊᖏᕈᑏᑦ ᐃᓗᓕᖏᑦ 5.5); • ᐱᑕᖅᑲᖏᓐᓂᒃ ᓄᓇᒥᑦᑐᓂᒃ ᐱᒻᒪᕆᐅᓂᖅᑲᖅᑐᓂᒃ ᐃᓄᖕᓄᑦ, ᑕᐃᒃᑯᓂᖓ ᐅᖃᐅᓯᒃᑯᑦ ᐅᓂᒃᑳᕆᑕᐅᓯᒪᔪᓂᒃ, ᐃᓄᖅᑲᐅᕙᓚᐅᖅᑐᓂᒃ ᐱᓕᕆᐊᖑᓯᒪᔪᓂᒃ ᐊᒻᒪᓗ ᐃᓄᐃᑦ ᐅᖃᐅᓯᑐᖅᑲᖏᓐᓂᒃ ᑕᐃᒍᓯᑐᖅᑲᖏᑦ (ᐃᓄᐃᑦ ᐃᑲᔫᓯᐊᒃᓴᖏᓐᓄᑦ ᐊᖏᕈᑏᑦ ᐃᓗᓕᖏᑦ 6.4-ᒥᒃ 6.7-ᒧᑦ); • ᖃᐅᔨᓴᖅᑕᐅᓯᒪᓂᖏᓐᓂᒃ ᖃᖅᓴᐅᖅᑑᕐᒥ ᑎᖕᒥᐊᖅᑲᖕᒥ (ᐃᓄᐃᑦ ᐃᑲᔫᓯᐊᒃᓴᖏᓐᓄᑦ ᐊᖏᕈᑏᑦ ᐃᓗᓕᖏᑦ 10.2) • ᑲᓇᑕᒥ ᐆᒪᔪᓕᕆᔩᑦ ᖃᓄᐃᓕᐅᖅᑎᐅᓂᖏᓐᓂᒃ ᓴᐳᓐᓂᐊᖅᑕᐅᓂᖏᓐᓄᑦ ᐃᓄᒃᑲᕙᓂᑐᖃᐃᑦ ᓄᓇᐃᑦ, ᐱᑯᑎᕙᓂᖃᕙᐅᔪᑦ, ᐱᑯᑎᕙᓂᖃᑯᐅᔪᑦ ᐊᑐᖅᑕᐅᕙᓪᓚᐅᖅᑐᓂᒃ, ᐃᓕᖅᑯᓯᑐᖃᒧᑦ ᐃᓄᐃᑦ ᐱᓪᓚᕆᐅᓂᖏᑦ ᓄᓇᐃᑦ (ᐃᓄᐃᑦ ᐃᑲᔫᓯᐊᒃᓴᖏᓐᓄᑦ ᐊᖏᕈᑏᑦ ᐃᓗᓕᖏᑦ 11.3); • ᐊᐅᓚᑕᐅᓂᖏᑦ ᐊᒻᒪᓗ ᓴᐳᓐᓂᐊᖅᑕᐅᓯᒪᓂᖏᑦ ᐆᒪᔪᐃᑦ ᐊᒻᒪᓗ ᐆᒪᔪᐃᑦ ᑕᒪᒃᑯᐊ ᓇᔪᕆᓇᕐᒃᑕᖏᑦ ᓄᓇᐃᑦ ᐃᒪᐃᓪᓗᓐᓃᑦ ᐃᑲᑦᑐᐊᑉ ᑎᖕᒥᐊᖅᑲᖑᓛᑦᑐᓂᒃ (ᐃᓄᐃᑦ ᐃᑲᔫᓯᐊᒃᓴᖏᓐᓄᑦ ᐊᖏᕈᑏᑦ ᐃᓗᓕᖏᑦ 12.2); • ᐱᒍᖅᑎᑕᐅᓂᖏᑦ, ᐊᖏᒃᓕᒋᐊᖅᑕᐅᓂᖏᑦ, ᖃᓄᖅ ᐃᓕᑕᕆᔭᐅᓂᖓᑕ ᐊᓯᔾᔨᖅᑕᐅᓂᖏᑦ, ᒥᑭᒋᐊᖅᑕᐅᓂᖏᑦ ᐅᕝᕙᓗᓐᓃᑦ ᐊᑐᕈᓐᓃᖅᑎᑕᐅᔪᓐᓇᕐᓂᖏᑦ ᖃᖅᓴᐅᖅᑑᕐᒥ ᑎᖕᒥᐊᖅᑲᖕᒥ, ᐱᔭᕆᐊᖃᕐᖓᒥᒃ (ᐃᓄᐃᑦ ᐃᑲᔫᓯᐊᒃᓴᖏᓐᓄᑦ ᐊᖏᕈᑏᑦ ᐃᓗᓕᖏᑦ 13.5); ᐊᒻᒪᓗ • ᓂᐅᕐᕈᐊᑦ ᐳᓚᕋᕐᑏᑦ ᐊᑐᖅᑕᕐᓂᖏᑦ ᖃᖅᓴᐅᖅᑑᕐᒥ ᑎᖕᒥᐊᖅᑲᖕᒥᒃ (ᐃᓄᐃᑦ ᐃᑲᔫᓯᐊᒃᓴᖏᓐᓄᑦ ᐊᖏᕈᑏᑦ ᐃᓗᓕᖏᑦ 14.2 ᐊᒻᒪᓗ 14.4).	X	X	X	X	X
ᐱᔩᒥᓴᐃᕙᓪᓗᑎᒃ ᐃᑲᔪᖅᓱᐃᕙᓪᓗᑎᓪᓗ ᖃᐅᔨᓴᖅᑕᐅᕙᓂᖏᓐᓂᒃ ᐅᕙᓗᓐᓃᑦ ᓇᐅᑦᑎᖅᑐᐃᕙᐅᕙᓂᖓᓂᒃ, ᐃᓚᖃᕐᓗᑎᒃ ᑲᑎᖅᓱᖅᑕᐅᓂᖏᓐᓂᒃ ᐃᓄᐃᑦ ᖃᐅᔨᒪᔭᑐᖃᖏᑦ, ᖃᐅᔨᒪᔾᔪᑕᐅᖃᑦᑕᓚᑕ ᐊᐅᓚᑎᕙᓂᖅ ᖃᖅᓴᐅᖅᑑᑉ ᑎᖕᒥᐊᖅᑲᖓᓂᒃ ᐅᕝᕙᓗᓐᓃᑦ ᖃᐅᔨᒪᔭᐅᖏᓐᓂᖏᓐᓂᒃ ᖃᐅᔨᓕᕆᔭᐅᕙᓚᑕ ᐋᖁᑎᖃᕐᓂᖏᓐᓄᑦ.	X	X	X	X	X
ᑎᑎᕋᖅᓯᒪᓗᑎᒃ ᑐᓴᐅᒪᖃᑦᑕᐅᑎᕙᓂᕐᒧᑦ ᐸᕐᓇᐅᑎᓂᒃ, ᑐᑭᓯᓂᐊᕐᕕᐅᖃᑦᑕᕐᓗᑎᒃ ᓴᓪᓕᕐᒥᐅᑦ, ᖃᐅᔨᓴᐅᑎᐊᒃᑲᓂᕈᓐᓇᕐᓂᐊᕐᒪᑕ ᓄᓇᓕᖕᓄᑦ ᒫᓐᓇᐅᓕᖅᑐᖅ ᐊᒻᒪᓗ ᐱᔪᓐᓇᐅᑎᖃᕐᓇᐊᖅᑐᑎᑦ ᐱᓕᕆᐊᖑᔪᓐᓇᕐᓂᖏᓐᓂᒃ ᑎᖕᒥᐊᖅᑲᖕᒥ, ᐱᓪᓚᕆᐅᔪᓂᓪᓗ ᐋᓐᓂᐊᖅᑐᓕᕆᓂᕐᒥᒃ, ᐅᓗᕆᐊᓇᖅᑐᖅᑲᐊᖅᑲᖏᓐᓂᒧᑦᓗᓐᓃᑦ ᐃᓱᒪᓘᑕᐅᔪᓂᒃ ᖃᐅᔨᒪᑎᑦᑎᖅᑕᐅᓂᕐᒥᒃ ᐊᒻᒪᓗ ᐋᖁᑎᖅᑎᑦᑎᐊᓂᐊᖅᑐᓂᒃ ᐅᖃᐅᓯᐅᑎᑦᑎᖅᑕᐅᓗᑎᒃ ᐃᓄᖕᓂᒃ ᐊᑐᖅᐸᒃᑐᓂᒃ ᓄᓇᒥᒃ ᑕᐅᕙᓂ.	X	X	X		
ᐊᑐᓕᖅᑎᑦᑐᑎᒃ ᓄᓇᓕᖕᓂ ᑐᓴᐅᒪᑎᑦᑎᖅᑕᐅᓂᕐᒧᑦ ᐸᕐᓇᐅᑎᒃᓴᓂᒃ ᐊᑐᕐᓂᐊᖅᑕᖏᓐᓂᒃ.			X	X	X
ᐃᓄᖕᓂᒃ ᖃᐅᔨᒪᑎᑦᑎᓂᖅᓴᐅᕆᐊᖅᑕᐅᓗᑎᒃ ᐱᓕᕆᐅᓂᖓᓂᒃ ᖃᖅᓴᐅᖅᑑᕐᒥ ᑎᖕᒥᐊᖅᑲᖕᒥᒃ ᐆᒪᔪᖅᑲᖅᓂᖓᓄᑦ ᐊᒻᒪᓗ ᐃᓄᐃᑦ ᐃᓕᖅᑯᓯᑐᖅᑲᖏᓐᓂᒃ ᐱᓪᓚᕆᐅᔪᓂᒃ ᐱᑕᖅᑲᐅᓂᖓᓂᒃ.			X	X	X
ᑎᑎᕋᖅᑕᐅᖃᑦᑕᕐᓗᑎᒃ ᐅᓂᒃᑳᖅᑕᐅᖃᑦᑕᕐᓗᑎᓪᓗ ᒪᓕᒐᕐᓂᒃ ᓱᕋᐃᔭᖅᑐᓂᒃ ᐱᓕᕆᔭᖅᐸᑦ.	X	X	X	X	X

ᐱᓕᕆᐊᓂᒃ	Year				
	1	2	3	4	5
ᐃᓚᐅᖃᑦᑕᕐᓗᑎᒃ ᐊᕙᒃᑐᖅᓯᒪᓂᖏᓐᓂ ᐱᓕᕆᐊᖑᕙᓪᓕᐊᖅᑐᓂᒃ ᐱᕆᐊᖅᑎᑕᐅᓕᖅᑐᓂᒡᓗᓐᓃᑦ ᐃᑲᔪᖅᓱᐃᓂᕐᒧᑦ ᓴᐳᓐᓂᐊᖅᑕᐅᓂᖓᓂᒃ ᑎᖕᒥᐊᖃᕐᕕᐅᑉ, ᓄᓇᖏᓐᓂᒡᓗ ᐊᕙᓗᐊᓃᑦᑐᓂᒃ.	X	X	X	X	X
ᑎᑎᖃᖁᑎᖃᐃᓐᓇᕐᓗᑎᒃ ᒫᓐᓇᐅᔪᖅ ᐱᑕᖃᕐᓂᖏᓐᓂᒃ ᐃᒡᓗᕋᓛᑦ ᑎᖕᒥᐊᖃᕐᕕᖕᒥ, ᐱᓕᕆᐊᖃᑎᒋᕙᒃᓗᒋᑦ ᐊᐃᕖᑦ ᐊᖑᓇᓱᒃᑎᑦ ᑲᑐᔾᔨᖃᑎᒌᖏᑦ	X	X	X	X	X

11.1 ᐊᐅᓚᑦᑎᓂᕐᒧᑦ ᐸᕐᓇᐅᑏᑦ ᐋᕿᑭᐊᖅᑕᐅᔪᓐᓇᕐᓂᖏᑦ

ᑲᓇᑕᒥ ᐆᒪᔪᓕᕆᔩᒃᑯᑦ ᐋᕿᑭᐊᖅᓯᔪᓐᓇᖅᑐᖅ ᐊᐅᓚᑦᑎᓂᕐᒧᑦ ᐸᕐᓇᐅᑎᓂᒃ ᕿᖓᑐᐃᓐᓇᖅ. ᑭᓇᒃᑯᑐᐃᓐᓇᐃᑦ ᓴᕙᒪᓃᑐᑦ ᐃᓄᐃᓪᓗᓐᓃᑦ ᐊᒃᑐᖅᑕᐅᓯᒪᔪᓂᑦ ᑖᒃᑯᓄᖓ ᐊᐅᓚᑦᑎᓂᕐᒧᑦ ᐸᕐᓇᐅᑎᓄᑦ ᑐᒃᓯᕋᕈᓐᓇᖅᑐᑦ ᐱᕆᐊᖅᑎᑕᐅᖁᔭᖏᓐᓂᒃ ᐋᕿᑭᐊᖅᑕᐅᖁᔨᓂᖅ ᐅᖃᕕᐅᓗᑎᒃ ᑲᓇᑕᒥ ᐆᒪᔪᓕᕆᔨᐅᔪᑦ *(ᐃᓄᐃᑦ ᐃᑲᔫᓯᐊᑲᓐᓂᖏᓐᓄᑦ ᐊᖏᕈᑏᑦ ᐃᓗᓕᖏᑦ 3.7.1)*. ᐊᐅᓚᑦᑎᓂᕐᒧᑦ ᐸᕐᓇᐅᑏᑦ ᑭᖑᓂᐊᒍᓪᓗ ᐋᕿᑭᐊᖅᑕᐅᓯᒪᓂᖏᑦ ᑎᑎᕋᖅᑕᐅᓯᒪᔪᑦ ᐊᖏᖅᑕᐅᔭᕆᐊᖃᕐᓂᐊᖅᐳᑦ ᓄᓇᕗᒻᒥ ᐆᒪᔪᓕᕆᔨᕐᔪᐊᒃᑯᑦ ᑲᑎᒪᔨᖏᓐᓄᑦ.

ᑕᐃᒃᑯᐊ ᐃᕐᓂᐅᕐᕕᒃᑯᑦ ᐊᐅᓚᑦᑎᔨᐅᖃᑕᐅᓂᕐᒧᑦ ᑲᑎᒪᔨᕋᓛᖏᑦ ᐱᔭᕇᖅᓯᓂᐊᖅᑐᑦ ᖃᓄᐃᑐᑐᐃᓐᓇᕐᓂᕐᒥᒃ ᐋᕿᑭᐊᖅᑕᐅᓯᒪᓂᖏᓐᓂᒃ ᐊᓯᔾᔨᖅᑕᐅᓂᖏᓐᓂᓪᓗᓐᓃᑦ ᐊᐅᓚᑦᑎᓂᕐᒧᑦ ᐸᕐᓇᐅᑎᑦ. ᑲᓇᑕᒥ ᐆᒪᔪᓕᕆᔩᑦ ᑲᒪᔨᐅᓂᐊᖅᐳᑦ ᓯᓚᑖᓄᑦ ᑐᑭᓯᓂᐊᕈᑕᐅᔭᓇᐊᖃᖅᑐᓂᒃ ᕿᒥᕐᕈᐊᖅᑕᐅᓂᖏᓐᓂᓪᓗ ᐸᕐᓇᐅᑏᑦ. ᐊᓯᔾᔨᖅᑕᐅᔪᑦ ᕿᒥᕐᕈᐊᖅᑕᐅᓂᖏᓐᓂ ᐊᖏᕈᑕᐅᓂᖏᓪᓗ ᒪᓕᖕᓂᐊᖅᑐᑦ ᐃᓗᓕᖏᓐᓂᒃ *5.3.34(c)* ᐊᒻᒪᓗ *5.3.16* ᒪᓕᒐᖏᓐᓂᒃ ᐃᓗᐊᓂ ᓄᓇᕗᒻᒥ *ᓄᓇᑖᕐᓂᕐᒧᑦ ᐊᖏᕈᑎᑎᒍᑦ.*

11.2 ᐊᐅᓚᑦᑎᔨᐅᔪᓐᓇᕐᓂᕐᒧᑦ ᑎᓕᔭᐅᓯᒪᔪᑦ

ᐊᐅᓚᑦᑎᔨᐅᕗᖅ ᑲᓇᑕᐅᑉ ᒥᓂᔅᑕᖓᑦ ᐊᕙᑎᓕᕆᓂᕐᒧᑦ ᒪᓕᒃᑕᐅᓗᑎᒃ *ᑲᑎᒻᒪᐅᑕᐅᕙᖕᓂᖏᑦ ᑎᖕᒥᐊᓕᕆᓂᕐᒧᑦ ᒪᓕᒐᐃᑦ ᐊᒻᒪᓗ ᑎᖕᒥᐊᖃᕐᕕᖕᓄᑦ ᒪᓕᒐᓗᑐᐃᕐ*, ᐱᔪᓐᓇᐅᑕᐅᓂᖏᓐᓄᑦ ᐊᕙᑎᓕᕆᔨᕐᔪᐊᒃᑯᑦ ᐱᓕᕆᕝᕕᖏᓐᓂᒃ ᓴᕿᑎᑦᑎᔪᓐᓇᕐᓂᖅ ᐊᐅᓚᑦᑎᔪᓐᓇᕐᓂᕐᒧ ᑎᖕᒥᐊᖃᕐᕕᖕᓂᒃ. ᑲᓇᑕᒥ ᐆᒪᔪᓕᕆᔩᑦ ᐊᐅᓚᑦᑎᔨᐅᕙᒃᑐᑦ ᑕᒪᒃᑯᓂᖓ ᐊᕙᑎᓕᕆᔨᕐᔪᐊᒃᑯᑦ ᐱᓕᕆᕝᕕᖏᓐᓂ. ᓄᓇᕗᒻᒥ, ᐃᓄᐃᑦ ᐱᒻᒪᕆᐅᔪᓂᒃ ᐃᓚᒋᔭᐅᕗᑦ ᐃᓱᒪᓕᐅᖅᑎᐅᖃᑕᕐᓂᕐᒧᑦ ᐆᒪᔪᓕᕆᓂᕐᒥᒃ ᐊᒻᒪᓗ ᐆᒪᔪᖃᕐᕕᐅᕙᖕᓂᖏᓐᓂᒃ ᓄᓇᓂᒃ ᐊᑐᖅᑕᐅᔭᕆᐊᖃᕐᒪᑕ ᓄᓇᕗᒻᒥ ᓄᓇᑖᕐᓂᕐᒧᑦ ᐊᖏᕈᑏᑦ. ᐃᕐᓂᐅᕐᕕᒃᑯᑦ ᐊᐅᓚᑦᑎᔨᐅᖃᑕᐅᓂᕐᒧᑦ ᑲᑎᒪᔨᕋᓛᖏᑦ ᐊᑐᓕᖅᑎᑦᑎᔨᐅᕙᒃᐳᑦ ᐊᒥᓯᓂᒃ ᐃᓗᓕᖏᓐᓂᒃ ᓄᓇᕗᒻᒥ *ᓄᓇᑖᕐᓂᕐᒧᑦ ᐊᖏᕈᑎᓃᑐᓂᒃ* ᐊᒻᒪᓗ ᑕᐃᒃᑯᓂᖓ *ᐃᓄᐃᑦ ᐃᑲᔫᓯᐊᑲᓐᓂᖏᓐᓄᑦ ᐊᖏᕈᑎᓂᒃ*, ᐅᖃᐅᔾᔨᕆᐊᖅᑎᐅᓂᕐᒧᑦ ᑲᑎᒪᔨᕋᓛᖑᓂᖏᓐᓄᑦ ᖃᐅᑕᒫᖅᓯᐅᑎᓂᒃ ᐊᐅᓚᑦᑎᔪᐅᓂᖅ ᖃᖅᓴᐅᖅᑑᕐᒥ ᑎᖕᒥᐊᖃᕐᕕᖕᒥᒃ.

12 ᐱᓕᕆᖃᑎᒌᑦᑎᐊᕈᓐᓇᕐᓂᖅ

ᑲᔪᓯᔪᓐᓇᑦᑎᐊᕐᓂᐊᕈᑎᒃ ᑖᒃᑯᐊ ᐊᐅᓚᑦᑎᓂᕐᒧᑦ ᐸᕐᓇᐅᑏᑦ, ᑐᖓᕕᖅᑲᒻᒪᕆᖕᓂᐊᖅᐳᑦ ᐱᓕᕆᖃᑎᒌᑦᑎᐊᕈᓐᓇᕐᓂᖏᓐᓂᒃ ᑐᑭᓯᓂᐊᕈᑕᐅᖕᓂᖏᓐᓂᓪᓗ ᑲᓇᑕᒥ ᐆᒪᔪᓕᕆᔩᒃᑯᑦ, ᓴᓪᓕᕐᒥᐅᓪᓗ ᐃᓄᖁᑎᖏᑦ, ᐊᓯᖏᓪᓗ ᑲᓇᑕᐅᑉ ᒐᕙᒪᒃᑯᖏᓐᓂᒃ ᐱᓕᕆᕕᖏᑦ ᐊᒻᒪᓗ ᑎᒥᖁᑎᒋᔭᖏᑦ, ᓄᓇᕗᑦ ᒐᕙᒪᒃᑯᖏᑦ, ᒐᕙᒪᐅᖏᑦᑐᓪᓗ ᑲᑐᔾᔨᖃᑎᒌᖏᑦ; ᐃᖕᒥᒍᑦᑕᐅᖅ ᐱᓇᓱᐊᒐᖃᕐᓂᖏᓐᓄᑦ, ᐃᓚᒋᔭᐅᔭᕆᐊᖃᕐᒪᑕ ᖃᖅᓴᐅᖅᑑᕐᒥ ᑎᖕᒥᐊᖃᕕᖕᒐᓂᒃ ᓴᐳᓐᓂᐊᕐᒧᑦ ᐊᒻᒪᓗ ᐊᑯᓂᐅᒋᐊᕐᓂᐊᖅᑐᒧᑦ ᐱᑕᖃᑦᑎᐊᖁᔨᓂᖅ ᐆᒪᔪᓂᒃ ᐊᒻᒪᓗ ᓇᔪᒐᕆᕙᒃᑕᖏᓐᓂᒃ. ᑕᒪᒃᑯᐊ ᐃᓚᖃᕆᕗᑦ ᐱᓕᕆᖃᑎᒋᔭᐅᖃᑕᕐᓂᖏᓐᓂᒃ ᖃᐅᔨᓴᖃᑕᕐᓂᒥᒃ ᐱᓕᕆᔨᐅᕙᒃᑐᑦ, ᓄᓇᒥᒃ ᐊᐅᓚᑦᑎᔨᐅᕙᒃᑐᑦ ᐊᒻᒪᓗ ᐃᖃᓗᓕᕆᓂᕐᒥᒃ/ᐃᒪᕐᒥᐅᑕᓂᒃ ᐊᐅᓚᑦᑎᔨᐅᖃᑕᐅᕙᒃᑐᑦ. ᐊᑐᓕᖅᑎᑕᐅᑦᑎᐊᕐᓂᐊᕈᑎᒃ ᐊᒻᒪᓗ ᐊᐅᓚᑕᐅᑎᐊᕐᓂᐊᕈᑎᒃ ᐊᑐᒐᒃᓴᓕᐊᕆᔭᐅᓯᒪᔪᑦ, ᐱᓕᕆᐊᒃᓴᖏᓪᓗ, ᓴᐳᓐᓂᐊᖅᑕᐅᔪᑎᒃᓴᐃᓪᓗ ᐅᖃᐅᓯᐅᓯᒪᔪᑦ ᑎᖕᒥᐊᖃᕕᖕᒥ ᐱᓕᕆᐊᒃᓴᐅᓂᖏᑦ ᐊᔪᕐᓇᕐᕋᓴᖅᑐᑦ ᑕᒪᒃᑯᐊ ᐊᐅᓚᑦᑎᔨᐅᖃᑕᐅᕙᒃᑐᓄᑦ ᐊᓯᐊᒍᓪᓗ ᐱᓕᕆᖃᑎᒌᖕᓂᕐᒧᑦ ᐋᕿᐅᒪᔪᐅᓐᓂᖏᒃᑯᑎᒃ. ᑕᐃᒃᑯᐊ ᐃᕐᓂᐅᕐᕕᒃᑯᑦ ᐊᐅᓚᑦᑎᔨᐅᖃᑕᐅᓂᕐᒧᑦ ᑲᑎᒪᔨᖁᑏᖏᓄᑦ ᐊᒻᒪᓗ ᑲᓇᑕᒥ ᐅᒪᔪᓕᕆᔩᒃᑯᑦ ᑐᑭᓕᐅᖅᑎᑦᑎᔪᓐᓇᖅᑕᖏᓐᓂᒃ ᐱᓇᓱᐊᖃᑎᒌᒍᓐᓇᕐᓂᕐᓂᖏᓐᓂᒃ ᑲᒪᔭᐅᓗᑎᒃ.

12.1 ᐃᓄᐃᑦ ᐊᒻᒪᓗ ᒐᕙᒪᐃᑦ ᐱᓕᕆᖃᑎᒌᒎᓐᓇᕐᓂᖏᑦ

ᐃᕐᓂᐅᕐᕕᒃᑯᑦ ᐊᐅᓚᑦᑎᔨᐅᖃᑕᐅᓂᕐᒧᑦ ᑲᑎᒪᔨᖁᑏᖏᓄᑦ ᐅᖃᐅᔾᔨᕐᓯᐊᖅᑎᑦᑐᐃᕙᓐᓂᐊᖅᑐᑦ ᐊᐅᓚᑕᐅᕙᓂᐊᕐᒥᒃ ᑕᐃᒃᑯᐊ ᑎᖕᒥᐊᑦ ᐊᒥᓲᓂᖏᑦ, ᑐᑭᓯᓂᐊᕐᕕᖃᑦᑕᕐᓗᑎᒃ ᓄᓇᑖᕈᑎᑎᒍᑦ ᓴᖅᑭᑎᑕᐅᔪᑦ ᐃᓄᖕᓂᒃ ᑭᒡᒐᖅᑐᐃᔨᐅᖕᓂᖏᓐᓄᑦ ᑲᑎᒪᔨᐅᓪᓚᕆᐊᖅᑐᑦ ᐅᓕᒪᐅᔪᑦ (ᐃᓱᒪ ᑕᐃᒃᑯᐊ ᓄᓇᕗᒻᒥ ᐆᒪᔪᓕᕆᔨᕐᔪᐊᒃᑯᑦ, ᓄᓇᕗᒻᒥ ᓄᓇᐃᑦ ᐊᕙᑎᖅᓯᒪᓂᖓᓂ ᐸᕐᓇᐅᑎᓕᕆᓂᕐᒧᑦ ᑲᒥᓯᓇᐃᑦ ᐊᒻᒪᓗ ᓄᓇᐃᑦ ᐊᒃᑐᖅᑕᐅᓯᒪᓕᐅᓇᕐᓂᖏᓐᓂᒃ ᐊᕙᑎᓕᕆᔨᒃᑯᑦ ᑲᑎᒪᔩᑦ) ᐊᒻᒪᓗ ᓄᓇᓕᖕᓂ ᐊᐅᓚᑦᑎᔨᐅᖃᑕᐅᔪᑦ ᑲᑎᒪᔩᑦ ᐊᒻᒪᓗ ᐱᔪᓐᓇᕐᓂᖅᓴᖅᑎᑕᐅᔪᑦ ᐊᓯᖏᑦ. ᓄᓇᕗᒻᒥ ᐆᒪᔪᓕᕆᔨᕐᔪᐊᒃᑯᑦ ᐱᒻᒪᕆᐊᓗᒻᒥᒃ ᖃᓄᐃᓕᖅᑎᑦᑎᔾᔪᑎᐅᕗᑦ ᐱᔾᔪᑎᖃᖅᑐᓄᑦ ᐆᒪᔪᓕᕆᓂᕐᒥᒃ ᐊᐅᓚᑦᑎᓂᕐᒥᒃ ᓄᓇᕗᒻᒥ, ᐊᒻᒪᓗ ᒪᓕᒐᓪᓗᑐᖅᑕᖃᕐᓂᖅᓴᐅᓂᕆᒐᓱᐊᖅᑐᑦ ᐊᖑᓇᓱᒃᐸᐃᓐᓇᐅᓂᖏᑦ ᑎᒥᐊᖅᑳᕐᒥ. ᐊᓯᖏᑦ ᓄᓇᒡᒋᑦ ᐊᒻᒪᓗ ᐊᕙᑦᑐᖅᓯᒪᓂᖏᓐᓂ ᑭᕙᓪᓕᕐᒥ ᐃᓄᐃᑦ ᑲᑐᔾᔨᖃᑎᒌᖏᑦ, ᑭᕙᓪᓕᕐᒥ ᐊᕙᑎᖅᓯᒪᓂᖓᓂ ᐊᖑᓇᓱᒃᑏᑦ ᑲᑎᒪᔩᑦ, ᐊᐃᕕᑦ ᐊᖑᓇᓱᒃᑏᑦ ᑲᑐᔾᔨᖃᑎᒌᖏᑦ, Hᐊᒻᒪᓚᒃᑯᑦ ᑲᑎᒪᔩᖏᓐᓂ ᓴᓪᓕᓂ, ᐸᖅᑯᑏᑦ ᐃᓄᐃᑦ ᑲᑎᒪᔨᖃᑎᒌᖏᑦ, ᐃᓄᐃᑦ ᐱᐅᓯᑐᖃᖏᓐᓂᒃ ᐸᐸᑦᑎᔩᑦ, ᐊᒻᒪᓗ ᐊᐅᓛᑎᓕᕆᔩᑦ ᓄᓇᕗᒻᒥ.

12.2 ᓄᓇᕗᑦ ᒐᕙᒪᐃᑦ

ᓄᓇᕗᑦ ᒐᕙᒪᒃᑯᑦ ᐊᕙᑎᓕᕆᔨᒃᑯᑦ ᐆᒪᔪᓕᕆᔨᒃᑯᑦ ᐱᓕᕆᕝᕕᖓ ᒪᓕᒐᖅᑎᒍᑦ ᑎᓕᔭᐅᓯᒪᔪᑦ ᐊᐅᓚᑦᑎᔾᔪᑎᖏᓐᓂᒃ ᓄᓇᒥᐅᑕᓂᒃ ᐆᒪᔪᓕᕆᔨᐅᓂᕐᒥᒃ ᓄᓇᕗᒻᒥ. ᐊᒻᒪᑦᑕᐅᖅ ᐃᓚᒋᔭᐅᓪᓗᑎᒃ ᒪᓕᒃᑕᐅᔪᓐᓇᐊᖅᑕᖏᓐᓂᒃ *ᓄᓇᕗᒻᒥ ᐆᒪᔪᓕᕆᓂᕐᒧᑦ ᒪᓕᒐᐃᑦ*, ᑖᒃᑯᐊ ᐆᒪᔪᓕᕆᔨᐅᓂᖏᑦ ᑲᒪᔭᐅᕙᒃᑐᑦ ᒐᕙᒪᒃᑯᑦ ᐱᔭᕆᐊᖃᕐᓂᖏᓐᓂᒃ ᐊᒥᓱᓂᒃ ᑲᓇᑕᒥ ᒪᓕᒐᕆᔭᐅᔪᓂᒃ ᒪᓕᒋᐊᖃᕐᒪᑕ ᐊᒻᒪᓗ ᑕᒪᐃᓐᓂᒃ ᑲᓇᑕᓕᒫᒥ ᒪᓕᒐᕆᔭᐅᔪᓂᒃ, ᓄᓇᖃᕐᔪᐊᕐᒥᐅᓄᓪᓗ ᐊᖏᕈᑕᐅᔪᓂᒃ

ᐊᒻᒪᓗ ᑲᑎᒪᔪᐊᕈᑕᐅᓚᒃᑐᓂᒃ ᐊᒻᒪᓗ ᐃᓚᖃᕆᑦᑐᑎᒃ ᑕᒪᒃᑯᐊ ᑲᔪᓂᖅᑐᒥᒃ ᑲᒪᔾᐅᓚᖓᓂᖅ ᐊᐅᓚᑦᑎᖃᑦᑕᕐᓂᕐᒥᒃ ᓄᓇᕗᒻᒥ ᐆᒪᔪᕐᓂᒃ, ᑕᐃᑯᓂᖓᓗ ᒪᓕᒋᐊᖃᕆᑦᑐᑎᒃ ᓄᓇᕗᒻᒥ ᓄᓇᑖᕐᓂᕐᒧᑦ ᐊᖏᕈᑎᓂᒃ. ᐃᓚᖓᓂᒃ ᐱᓗᐊᖅᑐᒥᒃ ᑐᕋᖓᖃᖅᐳᑦ ᐱᓕᕆᕙᖕᒋᑦ ᑖᒃᑯᐊ ᐱᕝᔪᑎᖃᖅᑐᑦ ᓇᓕᒧᒦᒃᑎᑦᑎᓇᓯᒋᐊᖃᕐᓂᖕᒋᓐᓂᒃ ᐆᒪᔪᓕᕆᓂᕐᒥᒃ ᐊᐅᓚᑦᑎᔾᐅᓂᖕᒋᓐᓂᒃ, ᒪᓕᒋᐊᖃᖅᑐᓂᒃ ᒪᓕᒐᒐᓴᐅᔪᓂᒃ, ᐊᒻᒪᓗ ᐊᑐᖃᑦᑕᕆᐊᖃᖅᓯᑎᒃ ᖃᑦᑐᓈᓄᑦ ᖃᐅᔾᓴᕈᓯᕆᔭᐅᓚᒃᑐᓂᒃ ᐊᒻᒪᓗ ᐃᓄᐃᑦ ᖃᐅᔾᒪᔭᑐᖃᖕᒋᓐᓂᒃ, ᐃᒃᐱᒋᔭᐅᓗᑎᒡᓗ ᐱᒻᒪᕆᐅᑎᑕᐅᓂᖕᒋᑦ ᐃᓄᖁᑎᒋᔭᐅᔪᓄᑦ ᐊᒻᒪᓗ ᐱᔭᕆᐊᖃᖃᑦᑕᕐᓂᖕᒋᑦ ᐃᓄᐃᑦ ᓄᓇᕗᒻᒥᐅᑦ.

ᓄᓇᕗᑦ ᒐᕙᒪᐃᑦ ᐱᓕᕆᕝᕙᒐ ᐃᓕᖅᑯᓯᓕᕆᓂᕐᒧᑦ ᐱᒻᒪᕆᐅᑎᑕᐅᔪᓂᒡᓗ ᐃᓚᑕᕆᔭᐅᓯᒪᔪᓕᕆᔾᑦ ᐱᓕᕆᐊᖃᖅᐳᑦ ᓴᓇᔭᐅᖃᑦᑕᕐᓂᖕᒋᓐᓂᒃ ᐊᑐᓕᖅᑎᑕᐅᓚᖕᓂᖕᒋᓐᓂᓗ ᐊᑐᐊᒐᐃᑦ, ᐊᑐᒐᒃᓴᐃᑦ ᐱᓕᕆᒃᓴᐃᑦ ᐊᒻᒪᓗ ᐱᔾᑦᑎᕋᐅᑏᑦ ᐃᓄᖕᓂᒃ. ᑕᒪᒃᑯᐊ ᐱᔾᑦᑎᕋᖅᐸᒃᑕᖕᒋᑦ ᑐᕌᖓᔪᑦ ᓴᖏᓂᑖᕈᑕᐅᒋᐊᒃᑲᓂᕐᓂᖅ ᐃᓕᖅᑯᓯᑐᕐᑲᓇᔭᐅᔪᓂᒃ, ᐅᕐᑲᐅᓯᑐᕐᑲᓇᔭᐅᔪᓂᒃ, ᐱᒻᒪᕆᐅᓂᖅᑎᑕᐅᔪᓂᒃ ᐊᒻᒪᓗ ᖃᓄᖅ ᐱᓕᕆᔪᓇᕐᓂᖕᒋᓐᓂᑦ ᓄᓇᕗᒻᒥᐅᑦ. ᓄᓇᕗᑦ ᒐᕙᒪᐃᑦ ᐱᓕᕆᕝᕙᒐ ᐃᓕᖅᑯᓯᓕᕆᓂᕐᒧᑦ ᐱᒻᒪᕆᐅᑎᑕᐅᔪᓂᒡᓗ ᐃᓚᑕᕆᔭᐅᓯᒪᔪᓕᕆᔾᑦ ᐱᓕᕆᕐᑲᑎᕐᑲᓲᖑᔪᑦ ᕿᐅᔾᒪᔾᑕᓂᖅ ᐃᓄᕐᑲᕝᕕᐅᕙᓚᐅᖅᑐᓂᒃ ᓴᐅᓂᕕᓂᕐᑲᕐᕕᐅᕙᒃᑐᓂᒡᓗ ᐱᕐᑯᑎᕕᕐᑲᕐᕕᐅᔪᓂᒃ ᓄᓇᓕᖓᓂ, ᐃᓚᒋᑦᑐᓂᒋᑦ ᓄᓇᕗᒻᒥ ᓄᓇᓖᑦ, ᑕᐃᒃᑯᐊᓗ ᐃᓄᐃᑦ ᐱᐅᓯᑐᕐᑲᖖᒋᓐᓂᒃ ᐸᐸᑦᑎᔾᑦ ᐊᓯᖏᓐᓂᒡᓗ ᓄᓇᕗᒻᒥ ᑲᓇᑕᒥ ᒐᕙᒪᒃᑯᑦ ᑎᒥᕐᑯᑎᒋᓚᒃᑕᖖᒋᓐᓂᒃ.

13 ᐅᖃᓕᒫᒐᓕᐊᓇᓯᒪᔭᖏᓐᓂᒃ ᑐᑭᓯᓂᐊᕐᕕᐅᓯᒪᔪᑦ

ᐄᐳᓚᕼᐋᒻ-Abraham, D. M. & Ankney, C. D., 1986. *Summer birds of East Bay, Southampton Island, Northwest Territories,* s.l.: Canadian field-naturalist 100(3):180-18.

ᐊᓕᓴᐅᔅᑲᔅ-Alisauskas, R. T., Dufour, K. W. & Leafloor, J. O., 2018a. Midcontinent lesser snow goose Chen caerulescens caerulescens. In: A. D. Fox & J. O. Leafloor, eds. *A global audit of the status and trends of Arctic and Northern Hemisphere goose populations..* Akureyri: CAFF International Secretariat.

ᐊᓕᓴᐅᔅᑲᔅ-Alisauskas, R. T., Dufour, K. W. & Leafloor, J. O., 2018b. Ross's goose Chen rossii. In: A. D. Fox & J. O. Leafloor, eds. *A global audit of the status and trends of Arctic and Northern Hemisphere goose populations..* Akureyri: CAFF Internation Secretariat.

ᐋᓕᓴᓐ-Allison, L., 1977. *Migratory bird sanctuaries in the Northwest Territories - a background paper,* s.l.: Unpubl. rep., Can. Wildt. Serv., Edmonton. 3 vols. 370 pp. .

ᐊᑦᓚᓐᑎᒃᒥ ᑎᖕᒥᐊᐅᓕᕆᓂᕐᒧᑦ ᑲᑎᒪᔩᑦ-Atlantic Flyway Council, 2011. *Atlantic Brant Management Plan,* s.l.: s.n.

Bᐋᑦ-Batt, B. D., 1997. *Arctic ecosystems in peril: report of the Arctic Goose Habitat Working Group.,* s.l.: Arctic Goose Joint Venture Special Publication..

Bᐆᑦ-Bird, J., 1953. *Southampton Island,* Ottawa: Edmond Cloutier, Queen's Printer and Controller of Stationery.

ᐹᑦᓗ-Buttler, I., 2009. *Avian cholera among arctic breeding common eiders somateria mollssima: temporal dynamics and the role of handling stress in reproduction and survival,* Ottawa, Ontario. : M. Sc Thesis. Department of Biology, Carleton University. 83 pp.

CACNMP, 1990. *A review of the boundaries of Bird Sanctuaries in the Northwest Territories,* Ottawa, ON: s.n.

ᓴᐳᓐᓂᐊᖅᑎᑦ ᐅᑭᐅᖅᑕᖅᑐᒥ ᐆᒪᔪᓂᒃ ᐱᕈᖅᑐᓂᒡᓗ-CAFF, 2010. *Arctic Biodiversity Trends - Selected indicators of change.,* Akureyri, Iceland: CAFF International Secretariat.

ᑳᒻᐳᓪ-Campbell, M. & Boulanger, J., 2015. *Preliminary Report on The Long-Term Abundance Fluctuations of the Southampton Island Caribou Herd - 1978 -2015,* Arviat, NU: Nunavut Department of Environment, Wildlife Research Division.

ᑲᓇᑕᒥᐅᓂ ᓄᖑᓕᖅᑐᑦ ᐆᒪᔪᐃᑦ ᓴᐳᓐᓂᐊᖅᑏᑦ ᑲᑎᒪᔨᖏᑦ-Canadian Endangered Species Conservation Council, 2011. *Wild Species 2010: The General Status of Species in Canada,* s.l.: National Status Working Group.

ᑲᕐᑐ-Carter, N. A. et al., 2018. *Inuit knowledge about light geese in the Kivalliq region, Nunavut.,* s.l.: s.n.

ᑰᑦ-Coad, B. W. & Reist, J. D., 2004. *Annotated list of the Arctic Marine Fishes of Canada.,* s.l.: Canadian Manuscript Report of Fisheries and Aquatic Sciences 2674.

ᑳᓕᓐᔅ-Collins, H., 1956. *Archaeological investigations on Southampton and Coats islands, N.W.T.* , s.l.: National Museum of Canada Bulletin No. 42:82-89.

ᑰᑦᔅ-Cooch, F. & Barry, T. W., 1957. *Proposed Migratory Bird Sanctuaries Southampton Island, Keewatin.,* s.l.: CWSC 3498.

ᑎᑳᒻᑉ-Descamps, S. et al., 2009. *Costs of reproduction in a long-lived bird: large clutch size is associated with low survival in the presence of a highly virulent disease,* s.l.: Biology Letters 5.

ᑎᑳᒻᑉ-Descamps, S., Jenouvrier, S., Gilchrist, H. G. & Forbes, M. R., 2012. Avian Cholera, a threat to the viability of an arctic seabird colony?. *PLoS ONE,* 7(2), p. e29659.

ᑏ-Dey, C. J., Semeniuk, C. A. & Gilchrist, H. G., 2019. Climate change impacts on arctic seaduck colonies are mediated through changes in predator behaviour (in revision). *Proceedings of the Royal Society.*

ᑏ-Dey, C. J. et al., 2018. *Forecasting the outcome of multiple effects of climate change on northern,* s.l.: Biological Conservation 220.

Dᐃᑭ-Dickie, M., Smith, P. A. & Gilchrist, H. G., 2014. The importance of survey timing on shorebird density estimates at East Bay, Nunavut, Canada. In: s.l.:s.n., pp. 394-401.

Dᐅᕗᐊᕐ-Dufour, K. W., Dickson, K. M., Castelli, P. M. & Leafloor, J. O., 2019. Atlantic Brant, Branta bernicla hrota.. In: A. D. Fox & J. O. Leafloor, eds. *Global Audit of the Status and Trends of Arctic and Northern Hemisphere Goose Populations (Component 2: Population accounts).* Akureyri: s.n., pp. X-Y.

Dᐅᐳᐃ-Dupuis, P., 1979. *Comments on the 1979 photographic survey of Lesser Snow Geese of the Eastern Canadian Arctic,* Ste-Foy, QC: Canadian Wildlife Service.

ᐊᕙᑎᓕᕆᓲᕐᔪᐊᒃᑯᑦ, 2016. *Environment and Climate Change Canada's input to the Nunavut Planning Commission regarding Key Habitat Sites for migratory birds in the Nunavut Settlement Area, May 2016 revision.,* Yellowknife, NT: Canadian Wildlife Service.

ᐊᕙᑎᓕᕆᓲᕐᔪᐊᒃᑯᑦ ᑲᓇᑕᒥ-Environment Canada, 2013. *Bird Conservation Strategy for Bird Conservation Region 3 Prairie and Northern Region: Arctic Plains and Mountains.,* Yellowknife, Northwest Territories.: Canadian Wildlife Service, Environment Canada.

ᕝᓚᒥᖕ-Flemming, S. A., Calvert, A., Nol, E. & Smith , P. A., 2016. *Do hyperabundant Arctic-nesting geese pose a problem for sympatric species?,* s.l.: Environ. Rev. 24.

ᕚᓐᑏᓐ-Fontaine, A. & Mallory, M., 2011. *Detection and Classification of Land Cover Classes of Southampton Island, Nunavut, Using Landsat ETM+Data,* Prairie and Northern Region: Occasional Paper No. 119, Canadian Wildlife Service.

ᒐᔅᑕᓐGaston, A. J., Decker, R., Cooch, F. G. & Reed, A., 1986. *The distribution of larger species of birds breeding on the coasts of Foxe Basin and northern Hudson Bay, Canada.,* s.l.: Arctic Vol. 39 No. 4.

ᒋᐅᑦᑯᕆᔅᑦ-Gilchrist, G. & Heise, K., 1997. *Studies on the Demography and Reproductive Ecology of Common and King Eiders Breeding in East Bay, Southampton Island—Second Annual Report 1997,* s.l.: Canadian Wildlife Service.

ᒋᐅᑦᑯᕆᔅᑦ-Gilchrist, G. & Jassen, M., 2015. *East Bay Island Migratory Bird Research, 2015 Field Season Report,* s.l.: Environment Canada.

ᒍᕋᑦᑐᑦ-Gratto-Trevor, C. et al., 2011. *Trends in Canadian shorebirds.,* Ottawa, ON.: Canadian Biodiversity: Ecosystem Status and Trends 2010, Technical Thematic Report No. 13. Canadian Councils of Resource Ministers.

Hᐊᐅᒻᓯ-Harms, N., 2011. *Avian Cholera in the Eastern Canadian Arctic: Investigating Disease Origins and Reservoirs,* s.l.: InfoNorth.

Hᐊᓄᓕ-Henri, D., 2007. *The Integration of Inuit Traditional Ecological Knowledge and Western Science in Wildlife Management in Nunavut, Canada: The Case of Avian Cholera Outbreaks among Common Eider Ducks in the West Hudson Strait and North James Bay Area. M.Sc Thesis, Oxford University.*

Hᐊᓄᓕ-Henri, D. A., Jean-Gagnon, F. & Gilchrist, G. H., 2018. *Using Inuit traditional ecological knowledge for detecting and monitoring avian cholera among Common Eiders in the eastern Canadian Arctic.,* s.l.: Ecology and Society 23(1): 22.

ᐃᓄᓕᕆᔩᑐᖅᑲᒃᑯᑦ-INAC, 1976. *Inuit Land Use and Occupancy Project, 1974 (Milton Freeman Research Ltd.),* s.l.: Department of Indian and Northern Affairs Canada.

ᐃᕐᓂᐅᕐᕕᒃᑯᑦ-Irniurviit ACMC, 2017. *Site Visit Report,* s.l.: s.n.

ᐊᐃᕗᓴᓐ-Iverson, S. A., 2015. *Quantifying the demographic and population impact of avian cholera on northern common eiders in the face of ancillary threats and changing environmental circumstances.,* Ottawa, Ontario.: Ph. D. Thesis. Carleton University. 228 pp.

ᐊᐃᕗᓴᓐ-Iverson, S. A. et al., 2014. *Longer ice-free seasons increase the risk of nest depredation by polar bears for colonial breeding birds in the Canadian Arctic.,* s.l.: Proc. R. Soc. B.

ᔮᓄ-Jano, A. P., Jeffries, R. L. & Rockwell, R. F., 1998. *The detection of vegetational change by multitemporal analysis of LANDSAT data: the effects of goose foraging.,* s.l.: J. Ecol.

ᔮᓐᓴᓐ-Janssen, M. & Gilchrist, H. G., 2013. *East Bay Island Migratory Bird Research - 2013 Field Season Trip Report and Update to Collaborators,* Ottawa, ON: Unpublished Annual Summary Report.

ᑰᐱᔅ-Kerbes, R. H., Meeres, K. M. & Alisauskas, R. T., 2014. *Surveys of Nesting Lesser Snow Geese and Ross's Geese in Arctic Canada, 2002 – 2009.,* U.S. Fish and Wildlife Service, Washington, D.C. and Canadian Wildlife Service, Ottawa, Ontario: Arctic Goose Joint Venture Special Publication.

ᑰᐱᔅ-Kerbes, R. H. et al., 2006. *Surveys of Nesting Mid-continent Lesser Snow Geese and Ross's Geese in Eastern and Central Arctic Canada, 1997-98,* s.l.: Environment Canada, Canadian Wildlife Service, Prairie and Northern Region.

ᑭᕙᓪᓕᕐᒥ ᐃᓄᐃᑦ ᑲᑐᔾᔨᖃᑎᒋᑦ ᓄᓇᖑᐊᓕᐅᕈᑎᖏᑦ-Kivalliq Inuit Association Mapping Tool. [Online] Available at: http://www.kivalliqinuit.ca/environ2.html [Accessed 2014].

ᑰᑭᔾᔨ-Kokelj, S. V. et al., 2005. *The Influence of Thermokarst Disturbance on the Water Quality of Small Upland Lakes, Mackenzie Delta Region, Northwest Territories, Canada,* s.l.: Permafrost and Periglac. Process. 16.

ᑰᑕᓂᐊᓐ-Kotanen, P. & Jefferies, R. L., 1997. *Long-term destruction of sub-arctic wetland vegetation by lesser snow geese.,* s.l.: Écoscience 4: 179-182.

ᓛᑐᕌᑉ-Lathrop, R. G. et al., 2018. *Mapping and modeling the breeding habitat of the Western Atlantic Red Knot, Calidris canutus rufa, at local and regional scales.,* s.l.: PANGAEA.

ᓚᑐᐊᕐ-Latour, P. B. et al., 2008. *Key Migratory Bird Terrestrial Habitat Sites in the Northwest Territories and Nunavut (3rd Ed.),* s.l.: Occasional Paper No. 114. Canadian Wildlife Service.

ᓚᓐ-Lunn, N. J. et al., 2016. *Demography of an apex predator at the edge of its range: impacts of changing sea ice on polar bears in Hudson Bay,* s.l.: Ecological Applications 26(5).

ᒫᓂᖕ-Manning, T., 1942. *Remarks on physiography, Eskimos, and mammals of Southampton Island,* s.l.: Can. Geog. Jour. 24 (1): 17-33.

ᒫᓂᖕ-Manning, T., 1967. *A report on the transfer of barren-ground caribou from Coats Island to Southampton Island, NWT,* Ottawa: CWSC Rept. 1143, Canadian Wildlife Service .

ᒨᔅᐱᐊᒃ-Mosbech, A. et al., 2006. Year-round movements of northern Common Eiders Somateria mollissima borealis breeding in Arctic Canada and West Greenland followed by satellite telemetry.. *Ardea,* 94(3), pp. 651-665.

ᓂᔅᓕ-Nissley, C., 2016. *Assessing the impact of Lesser Snow Goose and Cackling Goose competition on breeding Atlantic Brant,* s.l.: University of Delaware.

ᓄᓇᕗᒻᒥ ᓄᓇᐃᑦ ᐊᑐᑎᒃᓴᖏᓐᓄᑦ ᐸᕐᓇᐃᔩᑦ ᑲᒥᓯᓇᒃᑯᑦ-Nunavut Planning Commission, 2000. *Keewatin Regional Land Use Plan,* s.l.: s.n.

ᓄᓇᕗᒻᒥ ᓄᓇᐃᑦ ᐊᑐᑎᒃᓴᖏᓐᓄᑦ ᐸᕐᓇᐃᔩᑦ ᑲᒥᓯᓇᒃᑯᑦ-Nunavut Planning Commission, 2012. *Draft Nunavut Land Use Plan - Options and Recommendations,* s.l.: s.n.

ᐸᐅᑲ-Parker, G., 1974. *A population peak and crash of lemmings and snowy owls on Southampton Island, NWT,* s.l.: Can. Field-Nat. 88:151-156.

ᐸᐅᑲ-Parker, G. R., 1975. *An investigation of caribou range on Southampton Island, Northwest Territories,* Ottawa, ON.: Canadian Wildlife Service Report Series No. 33.

ᐳᑭᓐᔅ-Perkins, D., Smith, P. A. & Gilchrist, H. G., 2007. *The breeding ecology of Ruddy Turnstones in the eastern Canadian Arctic,* s.l.: Polar Record 43, 135-142.

ᐱᕈᕕᐊᓐᓯᕐ-Provencher, J. F. et al., 2014. *Mercury and marine birds in Arctic Canada: effects, current trends, and why we should be paying closer attention,* s.l.: Environ. Rev. 22.

ᕇᑦ-Reed, A., Dupuis, P., Fischer, K. & Moser, J., 1980. *An aerial survey of breeding geese and other wildlife in Foxe Basin and northern Baffin Island, Northwest Territories, July 1979.,* s.l.: Canadian Wildlife Service Progress Notes No. 114.

ᕆᐅ-Riewe, R., 1992. *Nunavut Atlas,* s.l.: Canadian Circumpolar Institute and Tungavik Federation of Nunavut.

ᕋᔅ-Ross, M. V., Alisauskas, R. T., Douglas, D. C. & Kellett, D. K., 2017. *Decadal declines in avian herbivore reproduction: density-dependent nutrition and phenological mismatch in the Arctic,* s.l.: Ecology 98(7).

ᓴᐅᑉ-Sharp, C. M. & Abraham, K. F., 2010. *Status of Atlantic Brant breeding at East Bay, Southampton Island: 30 years later.,* Peterborough, ON.: Poster to the North American Arctic Goose Conference.

ᓯᒥᑦ-Smith, P. A., Elliott, K. H., Gaston, A. J. & Gilchrist, H. G., 2010. *Has early ice clearance increased predation on breeding birds by polar bears?,* s.l.: Polar Biol..

ᔅᒨᓪ-Smol, J. P. & Douglas, M. S., 2007. *Crossing the final ecological threshold in high Arctic ponds,* s.l.: PNAS.

ᓈᓴᐃᔩᑦ ᑲᓇᑕᒥ-Statistics Canada, 2016 Census of Population. *Coral Harbour, HAM [Census subdivision], Nunavut and Nunavut [Territory] (ᐊᕕᒃᑐᖅᓯᒪᔪᓂ ᑕᑯᑎᑦᑎᔾᔪᑦ). Census Profile. 2016 Census.,* Ottawa.: Statistics Canada Catalogue no. 98-316-X2016001.

ᔅᑏᕙᓐᓴᓐ-Stephenson, S. A. & Hartwig, L., 2010. *The Arctic Marine Workshop: Freshwater Institute,* Winnipeg, Manitoba: Canadian Manuscript Report Fisheries and Aquatic Science 2934.

ᔅᑏᕙᓐᓴᓐ-Stephenson, S. M. & McCormick, K. J., 1986. *Draft East Bay Bird Sanctuary Management Plan,* Yellowknife, NT: Canadian Wildlife Service - Western and Northern Region.

ᓴᑕᓐ-Sutton, G., 1932. *The Exploration of Southampton Island, Hudson Bay,* s.l.: Memories of the Carnegie Museum, Vol. 12.

ᐆᒃᕼᐊᐅᑦ-Urquhart, D. & Schwcinsburg, R., 1984. *Polar bear: life history and known distribution of polar bear in the Northwest Territories up to 1981,* Yellowknife: Unpubl. Rept., Dept. Ren. Res., GNWT, Zone C, p.30-35.

ᕚᓐ ᔅᑑᓐ-Van Stone, J. W., 1960. *Notes on the Economy and Population Shifts of the Eskimos of Southampton Island.,* Toronto, ON.: Department of Anthropology, University of Toronto.

ᑎᑎᖅᑲᐃᑦ ᐃᓚᒃᑲᓐᓂᖏᑦ

ᑎᑎᖃᐃᑦ ᐃᓚᒃᑲᓐᓂᖏᑦ A: ᒪᓕᒐᖅᑎᒍᑦ ᐅᓂᒃᑳᖅᑕᐅᑦᑎᐊᕐᓂᖏᑦ ᓄᓇᐃᑦ ᓇᓃᓐᓂᖏᑦ

ᒪᓕᒐᖅᑎᒍᑦ ᐅᖃᐅᓯᐅᓯᒪᔪᑦ ᐃᔾᔭᐊᖅᑕᐅᓯᒪᓪᓗᑎᒃ ᓇᖕᒥᓂᖅ ᑎᑎᕋᖅᓯᒪᓂᖏᑦ ᑕᐃᒃᑯᓇᖓᑦ ᑎᖕᒥᐊᖃᕐᕕᖕᓄᑦ *ᒪᓕᒐᓪᓗᑐᕐᕆᔭᐅᔪᓂᒃ* (*C.R.C., c. 1036*; 1958) ᐃᒪᓐᓇᐃᓕᖓᔪᓂᒃ:

“ᖃᖅᓴᐅᖅᑑᕐᒥ ᑎᖕᒥᐊᖃᕐᕕᒃ

ᑕᒪᕐᒥᒃ ᐃᓕᒋᔭᐅᔪᑦ ᓄᓇᖏᓐᓄᑦ ᓴᓪᓕᐅᑉ ᕿᑭᖅᑖᓗᐊᓄᑦ ᐃᒪᖏᓄᓪᓗ Hᐊᑦᓴᓐᐲᑦ ᑕᓯᐅᔭᕐᔪᐊᕋᓗᐊᓂ, ᐊᕙᒃᑐᖅᓯᒪᓂᖓ ᑭᕙᓪᓕᐅᑉ, ᓄᓇᕗᐊᕐᒥ, ᐃᓕᒋᔭᐅᓂᖏᑦ ᐱᓗᐊᖅᑐᒥᒃ ᐅᓂᒃᑳᖅᑕᐅᕗᑦ ᐃᒪᓐᓇᐃᓕᖓᓂᕋᐃᓪᓗᑎᒃ:

ᐱᒋᐊᕐᕕᖃᖅᓱᓂ ᑕᒫᖓᑦ ᕿᑎᐊᓂᒃ ᖃᐅᔮᓴᕐᕕᐅᑉ ᐱᖁᑎᖃᕐᕕᐅᓂᒐᓂᒃ ᒍᐊᑉ ᓄᕗᐊᓂᒃ Gore Point-ᒥᒃ, ᑕᒪᓐᓇ ᐃᓕᑕᕆᔭᐅᓯᒪᔪᖅ ᖃᐅᔮᓴᕐᕕᒃ ᑕᑭᓂᖃᖅᓱᓂ 15-Fᐋᑦᓂᒃ ᐱᖓᓱᐃᓕᖃᖓᔪᒥᒃ ᕿᔪᕐᒥᒃ ᒪᑭᑕᔪᒥᒃ ᓴᓇᓯᒪᔪᖅ, ᑕᒫᖓᑦ, ᑐᑭᓪᓚᒃᑐᒥᒃ ᑐᕌᖓᓗᑐᓂ ᐅᐊᖕᓇᖓᑕ ᐱᖓᖕᓇᖅᐸᓯᖓᓄᑦ ᑐᑭᓪᓚᑦᑎᐊᖅᑐᒥᒃ ᑕᐅᕗᖓ ᑎᑭᑐᒍ ᓂᒋᖅᐸᓯᐅᓂᖅᐹᖑᓄᑦ ᕿᑭᖅᑕᓄᑦ ᑕᐃᒍᓯᖃᖏᑦᑐᒧᑦ 64°8’ ᐅᐊᖕᓇᒧᑦ/ᓂᒋᕐᒧᑦ ᐊᒻᒪᓗ ᓴᓂᒧᑦ ᑲᓇᖕᓇᒥᒃ ᐅᐊᖕᓇᒧᑦ 81°34.5”; ᑕᒫᖓᑦ, ᑲᔪᓯᑎᓗᒍ ᓴᓂᒧᑦ 82°30’-ᒧᑦ; ᑕᒫᖓᑦ, ᑲᔪᓯᑎᓗᒍ ᑐᑭᒧᑦ ᓂᒐᓄᑦ 64°4’; ᑕᒫᖓᑦ, ᑲᔪᓯᑎᓪᓗᒍ ᓴᓂᒧᑦ ᓂᒋᖅᐸᓯᖓᑕ ᑲᓇᖕᓇᖓᓄᑦ ᑲᔪᓯᔪᒥᒃ ᑐᑭᒧᑦ 63°50’ ᐊᒻᒪᓗ 82°10; ᑕᒫᖓᑦ, ᑐᑭᒧᑦ ᐅᐊᖕᓇᖅᐸᓯᖓᓂᒃ ᑲᓇᖕᓇᖓᒧᑦ ᑲᔪᓯᑎᓪᓗᒍ ᓄᕗᐊᓄᑦ ᐱᒋᐊᕐᕕᐅᓯᒪᔪᒧᑦ ᑎᑭᐅᑎᓗᒍ ᑕᒪᕐᒥᒃ ᑲᑎᓪᓗᒋᑦ ᐊᖏᓂᖃᖅᐸᑦ 450-ᓂᒃ ᑭᑉᐹᕆᒃᑐᓂᒃ ᒪᐃᓕᓂᒃ, ᖃᓂᒋᔭᖏᓐᓂᓗᓐᓃᑦ.

ᑕᒪᕐᒥᒃ ᐅᖃᐅᓯᐅᓂᖏᑦ ᑕᒡᕙᓂ ᐊᑐᖅᐸᑦ ᓄᑖᖑᓂᖅᐹᖑᔪᓂᒃ ᓈᒪᔪᓂᒃ ᓄᓇᖑᐊᕐᓂᒃ ᑲᓇᑕᒥ ᖁᓚᐅᑦᑎᓯᒪᔪᑎᑐᑦ ᓄᓇᖑᐊᓕᐊᕆᔭᐅᓯᒪᔪᓂᒃ ᒪᓕᒃᑐᓂᒃ, ᐊᖏᓂᖃᖅᑐᓂᒃ ᐆᒃᑐᕋᐅᒻᒥᒃ ᐊᑕᐅᓯᖅ ᐃᓐᓯᒥᒃ ᓇᓕᖃᖅᑎᑕᐅᔪᓂᒃ ᐱᑦᓚᕆᒃᑐᓂᒃ ᐊᖏᓂᓕᖕᓂᒃ 8 ᒪᐃᓕᒃ, ᐊᑐᐃᓐᓇᐅᓂᖏᓐᓂᒃ ᓴᓇᕈᑎᒃᓴᐃᑦ ᐊᑐᖅᓯᑎᒃ ᓴᓇᔭᐅᓯᒪᔪᑦ ᑕᒡᕙᓂ ᑐᒡᓕᕆᔭᒥᒃ 2 ᐅᑦᑐᕆᔭᖓᓂᒃ ᑕᖅᕿᕆᔭᖓᓂ ᒫᔾᔨ, 1959-ᖑᑎᓪᓗᒍ.”

ᑕᒻᒪᖅᓯᒪᔪᖃᕐᒪᑦ ᒪᓕᒐᖅᑎᒍᑦ ᓄᓇᐃᑦ ᐅᓂᒃᑳᖅᑕᐅᓂᖏᓐᓂ ᑕᐃᑲᓂ ᑎᖕᒥᐊᕐᕕᖕᒥ ᒪᓕᒐᓪᓗᑐᕆᔭᐅᔪᓂ ᐋᖅᑭᒃᑕᐅᑦᑎᐊᕆᐊᖃᖅᑐᓂᒃ (ᑕᑯᓗᒋᑦ ᖁᕐᓂᖅᓯᓕᖅᑕᐅᓯᒪᔪᑦ ᐋᖅᑭᐊᕈᑕᐅᓂᖏᑦ ᑕᒻᒪᖅᓯᒪᓂᖏᓐᓂᒃ).

“ᖃᖅᓴᐅᖅᑑᕐᒥ ᑎᖕᒥᐊᖃᕐᕕᒃ

ᑕᒪᕐᒥᒃ ᐃᓕᒋᔭᐅᔪᑦ ᓴᓪᓕᐅᑉ ᕿᑭᖅᑖᓗᖓᓄᑦ ᐃᒪᕐᓄᓪᓗ Hᐊᑦᓴᓐᐱᑉᒥ, ᐊᕙᒃᑐᖅᓯᒪᓂᖓᓂ ᑭᕙᓪᓕᐅᑉ, ᓄᓇᕗᐊᕐᒥ, ᐅᖃᐅᓯᖃᖅᐸᖅ ᐃᓚᖃᕐᓂᕋᐃᓂᕐᒥᒃ ᐅᓂᒃᑳᖅᑕᐅᓯᒪᑦᑎᐊᕐᓂᖅᓴᐅᔪᓂᒃ ᐃᒪᓐᓇᐃᓕᖓᔪᓂᒃ:

ᐱᒋᐊᕝᕕᖃᖅᓱᓂ ᑕᒫᖕᒐᑦ ᕿᑎᐊᓂᒃ ᖃᐅᔨᓴᕝᕕᐅᑉ ᐱᖁᑎᖃᕝᕕᐅᓂᒐᓂᒃ ᖃᐅᔨᓴᕝᕕᖕᒥᒃ ᓄᓗᕐᔪᐊᕐᒥᒃ - M'Clure Point-ᒥᒃ ᑕᒫᓃᑦᑐᒥᒃ ᑐᑭᒧᐊᒃᑐᒥᒃ 64°4'-ᒥᒃ ᐊᒻᒪᓗ ᑲᔪᓯᓗᒍ ᓴᓂᒧᑦ 81°17'-ᒧᑦ, ᐃᓕᑕᕆᔭᐅᓯᒪᔪᖅ ᖃᐅᔨᓴᕝᕕᒃ ᑕᑭᓂᖃᖅᑐᒧᑦ 15-Fᐄᑦᓂᒃ ᐱᖕᒐᓯᐃᓕᖃᖕᒐᔪᒥᒃ ᕿᔪᕐᒥᒃ ᒪᑭᑕᔪᒥᒃ ᓴᓇᓯᒪᔪᒧᑦ; ᑕᒫᖕᒐᑦ, ᐅᐊᖕᓇᖅᐸᓯᖕᒐᑕ ᑲᔪᓱᑎᑦ ᓂᒋᐅᓂᖅᐸᕆᔭᖕᒐᓄᑦ ᐃᓯᐊᓄᑦ ᒥᑭᔪᒧᑦ ᑕᐃᒍᑎᖃᖕᒋᑦᑐᒧᑦ ᕿᑭᖅᑕᒧᑦ ᑐᑭᒧᐊᑎᑦᑐᒍ 64°8'-ᒧᑦ ᐊᒻᒪᓗ ᑲᔪᓯᑎᑐᒍ ᓴᓂᒧᑦ 81°34.5'-ᒧᑦ; ᑕᒫᖕᒐᑦ ᑲᔪᓯᑎᑦᑐᒍ ᐱᖕᒐᖕᓇᖅᐸᓯᖕᒐᓄᑦ 82.30'-ᒧᑦ; ᑕᒫᖕᒐᑦ ᑲᔪᓯᑎᓕᕐᒥᑐᒍ ᓂᒋᐊᓄᑦ 64°4'-ᒧᑦ; ᑕᒫᖕᒐᑦ, ᓴᓂᒧᑦ ᓂᒋᐊᑕ ᑲᓇᖕᓇᖅᐸᓯᖕᒐᓄᑦ ᓄᕗᐊᓄᑦ ᑎᑭᑦᑐᒍ ᑐᑭᒧᐊᒃᑐᒧᑦ 64°4'-ᒧᑦ. ᑕᒫᖕᒐᑦ, ᓴᓂᒧᑦ ᓂᒋᐊᑕ ᑲᓇᖕᓇᖅᐸᓯᖕᒐᓄᑦ ᓄᕗᐊᓄᑦ ᑎᑭᑦᑐᒍ 63°50'-ᓄᑦ ᐊᒻᒪᓗ ᓴᓂᒧᑦ ᑲᔪᓯᑎᑦᑐᒍ 82°10'-ᒧᑦ; ᑕᒫᖕᒐᑦ, ᑐᑭᒧᑦ ᐅᐊᖕᓇᖕᒐᓂᒃ ᑲᓇᖕᓇᖕᒐᓄᑦ ᑎᑭᑦᑐᒍ ᐱᒋᐊᕝᕕᖕᒐᓄᑦ ᐅᖃᐅᓯᐅᒪᔫᑦ ᑕᒪᕐᒥᒃ ᑲᑎᑦᑐᒋᑦ ᑳᒃᑯᐊ ᐊᖖᒋᓂᖃᓂᐊᖅᐳᑦ 450-ᓂᒃ ᑭᑉᐹᓇᒃᑐᓂᒃ ᒪᐃᓕᖕᓂᒃ, ᖃᓂᒋᔭᖕᒋᓐᓂᓗᓐᓃᑦ.

ᑕᒪᕐᒥᒃ ᐅᖃᐅᓯᐅᓂᖕᒋᑦ ᑕᒃᑯᓂ ᐊᑐᖅᐳᑦ ᓄᑖᖑᓂᖅᐹᖑᔪᓂᒃ ᓈᒪᔪᓂᒃ ᓄᓇᖑᐊᕐᓂᒃ ᑲᓇᑕᒥ ᖁᓚᐅᑦᑎᓯᒪᔪᑎᑐᑦ ᓄᓇᖑᐊᓕᐊᕆᔭᐅᓯᒪᔪᓂᒃ ᒪᓕᒃᑐᓂᒃ, ᐊᖕᒋᓂᖃᖅᑐᓂᒃ ᐆᒃᑐᕋᐅᒻᒥᒃ ᐊᑕᐅᓯᖅ ᐃᓐᓯᒥᒃ ᓇᓕᖃᖅᑲᖅᑎᑕᐅᔪᓂᒃ ᐱᑦᓚᕆᒃᑐᓂᒃ ᐊᖕᒋᓂᓕᖕᓂᒃ 8 ᒪᐃᓕᒃ, ᐊᑐᐃᓐᓇᐅᓂᖕᒋᓐᓂᒃ ᓴᓇᕈᑎᒃᓴᐃᑦ ᐊᑐᖅᓯᑎᒃ ᓴᓇᔭᐅᓯᒪᔪᑦ ᑕᒃᑯᓂ ᑐᓪᓕᕆᔭᒥᒃ 2 ᐅᑦᓗᕆᔭᖕᒐᓂᒃ ᑕᖅᕿᕆᔭᖕᒐᓂ ᒫᔾᔮᑉ, 1959-ᖑᑎᓪᓗᒍ."

T ᓴᖅᑭᑎᑕᐅᓚᐅᖅᑐᖅ ᑐᒃᓯᕋᐅᑦ ᐅᖃᐅᓯᖃᕐᒪᑦ "ᖃᐅᔨᓴᕝᕕᖕᒥᒃ ᒍᐊᑉ ᓄᕗᐊᓂᒃ Gore Point-ᒥᒃ ᑕᒫᓃᑦᑐᒥᒃ *64°4'N ᐊᒻᒪᓗ ᑕᒫᓂ 81°17'W'* (Cooch & Barry, 1957). ᓄᓇᖑᐊᓕᐊᕆᔭᐅᒐᒥ, ᑕᒪᒃᑯᐊ ᓄᓇᒥ ᓇᓗᓇᐃᒃᑯᑕᐃᑦ ᒪᓕᖕᒪᑕ ᓇᓃᓂᖕᒐᓂᒃ ᓄᓗᑦᔪᐊᑉ, ᑕᐃᔭᐅᖃᑦᑕᕐᒥᔪᖅ ᖃᑦᓗᓈᑎᑐᑦ ᒪᑯᓗᐊᕐᒥᒃ. ᑕᒃᑰᓇ ᑕᒻᒪᖅᓯᒪᓂᖕᒐ ᐱᒋᐊᑦᓚᒃᓯᒪᑦᑎᐊᒻᒪᕆᖕᒥᔪᖅ *ᑎᖕᒥᐊᖃᕝᕕᖕᓄᑦ ᒪᓕᒐᑦᓗᑐᕆᔭᐅᔪᓂ ᐅᖃᐅᓯᐅᓯᒪᓂᖕᒐᓄᑦ ᑕᒪᑐᒥ ᓄᓇᐅᑉ ᑕᐃᔭᐅᓂᖕᒐᒍᑦ (ᓲᕐᓗ ᐆᒃᑐᑎᒋᓗᒍ "ᒍᐊᑉ ᓄᕗᐊᓂᒃ-Gore Point-ᒥᒃ")* ᐱᖃᐅᓯᐅᔾᔭᐅᓯᒪᖕᒋᑦᓯᑎᒃ ᓄᓇᖑᐊᑎᒍᑦ ᖃᓄᐃᓕᖕᒐᓂᖕᒋᑦ ᓈᓴᐅᑎᖕᒋᑦ. ᓴᑦᓕᕐᒥᐅᑕᐃᑦ ᑕᐃᕙᒃᑕᖕᒐᑦ ᑕᒪᓐᓇ ᓄᓘᑦᔪᐊᕐᒥᒃ ᖃᑦᓗᓈᓐᓄᑦᓗ ᑕᐃᔭᐅᑦᓗ Gore Point-ᒥᒃ. ᓄᓇᖑᐊᕐᓂ ᑎᑎᖃᑐᖃᐅᓂᖅᓴᐃᑦ, ᑕᐃᒃᑯᐊ ᐃᓚᒋᔭᐅᑦᓗᑎᒃ 1986-ᒥ ᑎᑎᕋᖅᑕᐅᖄᓚᐅᖅᓯᒪᔫᑦ ᐊᐅᓚᑦᑎᓂᕐᒧᑦ ᐸᕐᓇᐅᑎᑦ, ᐃᓕᑕᖅᓯᓯᒪᖕᒥᖕᒪᑕ ᒪᒃᑯᐊᑉ ᓄᕗᐊᓂᒃ-M'Clure Point ᖃᑦᓗᓈᑎᑐᑦ ᑕᐃᔭᐅᔪᒥᒃ Gore Point-ᒧᐊᑉ ᓄᕗᐊᓂᒃ (Parker, 1975; Abraham & Ankney, 1986; Dupuis, 1979; Stephenson & McCormick, 1986). ᐱᒻᒪᕆᐅᓂᖃᖅᑐᖅ ᐅᕗᓇ ᐊᔾᔨᕆᖕᒋᑦᑎᐊᕐᒪᑎᒃ ᑕᐃᓐᓇ ᖁᑦᑎᖕᓂᖅᓴᖅ ᓄᕗᐊ M'Clure Point ᑐᕋᒐᓇᔭᐅᓚᐅᕐᒪᑕ ᑭᓪᓕᖃᕝᕕᐅᓂᖕᒐᓄᑦ, ᓈᒻᒪᖕᓂᖅᓴᐅᓂᖕᒐᓄᑦ ᖃᐅᔨᓴᕝᕕᐅᖃᑦᑕᕈᓐᓇᕐᓂᕐᒧᑦ. ᑕᑯᒃᓴᖅ 1 ᓴᖅᑭᐅᒪᑎᑦᑎᕗᖅ ᐊᔾᔨᕇᖕᒋᓐᓂᖕᒋᓐᓂᒃ ᑭᓪᓕᖃᕝᕕᐅᓂᖕᒋᑦ ᑐᑭᓕᐅᖅᑕᐅᓚᐅᕐᓂᖕᒋᓐᓄᑦ ᓇᖕᒥᓂᖅ ᐅᖃᐅᓯᐅᓂᖕᒋᓐᓂᒃ ᑕᐃᒃᑯᓇᓂ *ᑎᖕᒥᐊᖃᕝᕕᖕᓄᑦ ᒪᓕᒐᑦᓗᑐᕆᔭᐅᔪᓂ* ᐊᒻᒪᓗ ᑕᒻᒪᖅᓯᒪᖕᒋᓂᖕᒋᓐᓂ ᑎᖕᒥᐊᖃᕝᕕᐅᑉ ᑭᓪᓕᓚᓕᓇᖕᒋᑦ. ᑕᒪᓐᓇ ᑭᓪᓕᖃᕝᕕᐅᓂᖕᒧᑦ ᑕᒻᒪᖅᓯᒪᔪᖅ ᐃᓕᑕᕆᔭᐅᓗᓂ ᐋᖅᑭᒃᑕᐅᑦᑎᐊᕐᓂᐊᖅᑐᖅ. ᑭᓪᓕᖕᒋᑦ ᑕᑯᒃᓴᓃᑦᑐᑦ 1-ᒥ

ᑐᑭᓯᑎᑦᑎᕆᐊᕈᑦᑎᐊᕙᐅᔪᓃᑉᐳᑦ ᐊᒻᒪᓗ ᑕᑯᔭᒃᓴᐅᑦᓗᑎᒃ. ᑕᒪᕐᒥᒃ ᐊᓯᓕᒫᖕᒋᑦ ᑕᑯᔭᒃᓴᐃᑦ ᑖᒃᑯᓇᓂ ᐊᐅᓚᑦᑎᓂᕐᒧᑦ ᐸᕐᓇᐅᑎᓂᒃ ᓴᕿᐅᒪᑎᑦᑎᕗᖅ ᓯᓚᔪᓂᒃ ᑕᒻᒪᖅᓯᒪᔪᓃᖅᑐᓂᒃ ᑎᖕᒥᐊᖅᑲᖅᕕᐅᒃ ᑭᒡᓕᖅᑲᖅᕕᖕᒋᓐᓂᒃ.

Environment and
Climate Change Canada

Environnement et
Changement climatique Canada

2020

ᐃᑲᖅᑐᐊᖅᒥ ᑎᖕᒥᐊᖅᑲᖅᕕᒃ ᐊᐅᓚᖅᑎᓂᖅᒧᑦ ᐸᖅᓇᐅᑏᑦ

[ᔭᓄᐊᓕ 2020]

ᐃᓕᑕᕆᔭᐅᔪᑦ:

ᒫᓐᓇᐅᓕᖅᑐᖅ ᓯᕗᓂᐊᒍᓪᓗ ᑲᑎᒪᔨᐅᓚᐅᖅᑐᑦ, ᑲᑎᒪᔨᐅᓕᖅᑐᓪᓗ ᐃᖅᓂᐅᖅᕕᒃᑯᑦ ᐊᕕᒃᑐᖅᓯᒪᓂᕐᒥᓂ ᐊᐅᓚᑦᑎᔨᐅᖅᑲᑕᐅᓂᖓᑦ ᑲᑎᒪᔨᕋᓛᕐᒥᑦ (ᐃᖅᓂᐅᖅᕕᒃᑯᑦ ᐊᐅᓚᑦᑎᔨᐅᖅᑲᑎᒌᑦ) ᓴᖅᑭᑦᑎᓚᐅᖅᐳᑦ ᐅᑯᓂᖓ ᐊᐅᓚᑦᑎᓂᖓᑦ ᐸᕐᓇᐅᑎᒃᓴᓂᒃ. ᑲᑎᒪᔨᐅᓕᖅᑎᓪᓗᒋᑦ ᐅᑯᐊ, ᓄᐊ ᑲᓪᓚᒃ, ᔾᔮᓐ-ᕗᕚᓐᓯᐊ ᑐᕗᐊᖅ, ᐅᐃᓕ ᐋᑕᒡᓴ, ᐋᓂ ᓂᕐᕿᐅᕐᖓᓐ, ᓗᐃᓴ ᑲᓪᓚᒃ, ᕿᐊᕆᓐ ᐊᕐᒍᑎᐊᓗᒃ, ᐊᖓᑦ ᐊᕐᒍᑎᐊᓗᒃ, ᑎᐅᕈᑦ ᓇᑯᓛᒃ, ᐅᐃᓕ ᐃᑦᑐᖅ ᐊᒻᒪᓗ ᖀᓐᑎ ᑲᑕᓗᒃ.

ᑯᕆᔅ ᒍᕌᓯᐊᑦ Chris Grosset (ᐋᖅᓗᒃᑯᑦ ᑐᑭᓯᓂᐊᖅᑏ ᓕᒥᑎᑦ ᑲᒻᐸᓂᖓᑦ) ᐊᒻᒪᓗ ᑭᒻ ᒃᓛᒃᓴᒃ Kim Klaczek ᓴᓇᓚᐅᖅᑑᒃ ᖃᓄᐃᓕᖓᓂᖏᓐᓂᒃ ᐅᓂᒃᑳᓕᐊᑦ, ᑎᑎᕋᖅᑕᐅᓂᐊᖅᑐᓂᓪᓗ ᐃᓗᓕᕆᔭᐅᓂᐊᖅᑐᓂᒃ ᐊᒻᒪᓗ ᑎᑎᕋᖅᑕᐅᕙᓪᓕᐊᓕᐋᖅᓂᖏᓐᓂᒃ. ᓲᓴᓐ ᒥ. ᔅᑏᕙᓐᓴᓐ Susan M. Stephenson (ᑲᓇᑕᐅᑉ ᐆᒪᔪᓕᕆᔨᒃᑯᑦ) ᐊᒻᒪᓗ ᑭᐊᕙᓐ ᔩ. ᒪᑯᐊᒥᒃ Kevin J. McCormick (ᑲᓇᑕᒥ ᐆᒪᔪᓕᕆᔨᒃᑯᑦ) ᑎᑎᕋᖅᐸᓪᓕᐊᓚᐅᖅᑑᒃ ᓯᕗᓪᓕᐅᓂᖅᓴᓂᒃ ᐊᐅᓚᑦᑎᓂᖓᑦ ᐸᕐᓇᐅᑎᒃᓴᓂᒃ ᑕᐃᑲᓂ ᐊᕐᕋᒍᒥ 1986. ᕿᓐ ᓂᕐᕿᐅᕐᖓᑦ (ᑭᕙᓪᓕᕐᒥ ᐃᓄᐃᑦ ᑲᑐᔾᔨᖅᑲᑎᒌᑦ, ᓄᓇᓕᕐᓂ ᐃᑲᔪᖅᑎᐅᕙᒃᑐᖅ) ᐊᒻᒪᓗ ᓯᓐᑎ ᓂᕐᕿᐅᕐᖓᓐ (ᑑᓴᔨᒋᔭᐅᔪᖅ) ᐃᑲᔪᖅᑲᑦᑕᓚᐅᖅᑑᒃ ᑲᔪᓯᑦᑎᐊᕈᓐᓇᖅᓂᕐᒥᓐᓄᑦ ᐊᐅᓚᑦᑎᔪᓐᓇᖅᓂᕐᒥᓄᓪᓗ ᐃᖅᓂᐅᖅᕕᒃᑯᑦ ᐊᐅᓚᑦᑎᔨᐅᖅᑲᑎᒌᕐᒥᑦ. ᓲᓯ ᓇᐸᔪᖅ (ᑑᓵᔨᑦ ᐃᓄᒃᑎᑑᓕᖅᑐᐃᔨᕐᒥᓂᒃ) ᐃᓄᒃᑎᑑᓕᖅᑐᐃᓚᐅᖅᑐᖅ ᑕᒪᐃᓐᓂᒃ ᐃᖅᓂᐅᖅᕕᒃᑯᑦ ᐊᐅᓚᑦᑎᔨᐅᖅᑲᑎᒌᒃᑐᑦ ᑎᑎᖅᑲᖅᑯᑎᕐᒥᓐᓂᒃ ᑕᒪᐅᖓ ᑎᑭᐅᑎᔪᓂᒃ, ᑖᒃᑯᓂᖓᓗ ᐊᐅᓚᑦᑎᓂᖓᑦ ᐸᕐᓇᐅᑎᓕᐊᕐᒍᓯᒪᔪᓂᒃ. ᔾᔨᒻ ᓕᕖᓗᐊᖅ Jim Leafloor (ᑲᓇᑕᒥ ᐆᒪᔪᓕᕆᔨᒃᑯᑦ) ᐊᒻᒪᓗ ᐹᓪ ᔅᒥᑦ Paul Smith (ᐊᕙᑎᓕᕆᓂᕐᔪᐊᒃᑯᑦ ᓯᓚᐅᓪᓗ ᐊᓯᔾᔨᖅᐸᓪᓕᐊᓂᖓᓂᒃ) ᐃᑲᔪᖅᑲᑦᑕᐅᖅᒥᔪᖅ ᖃᐅᔨᒪᔾᔪᑎᒃᓴᓕᕆᓂᖏᑦ ᐊᒻᒪᓗ ᖃᐅᔨᒪᔨᑕᕆᔭᐅᕙᖕᓂᖅ ᖁᒥᖅᑮᐊᖅᑲᖅᓯᓂᕐᒥᑦ ᑕᒪᐃᓐᓂᒃ ᐊᐅᓚᑦᑏᔪᑎᒃᓴᐃᑦ ᐸᕐᓇᐅᓯᐊᕆᔭᐅᕙᓪᓕᐊᓂᖏᓐᓂᒃ. ᐃᖅᓂᐅᖅᕕᒃᑯᑦ ᐊᐅᓚᑦᑎᔨᐅᖅᑲᑎᒌᒃᑐᑦ ᐊᒻᒪᓗ ᐱᓕᕆᕝᕕᖓᑦ ᑲᓇᑕᒥ ᐆᒪᔪᓕᕆᔨᒃᑯᑦ ᖁᔭᓕᔪᒪᔪᑦ ᓄᓇᓕᖕᓂ ᓴᓪᓕᓂ ᑕᒪᐃᓐᓂᑦᑎᐊᖅᓗ ᑲᑐᔾᔨᖅᑲᑎᒌᖑᔪᓂᒃ ᐃᓄᖕᓂᓪᓗ ᖁᒥᖅᑮᐊᖅᑲᑦᑕᐅᖅᑐᓂᒃ ᑖᒃᑯᓂᖓ ᑎᑎᕋᖅᓯᒪᓂᕐᒥᓐᓂᒃ ᐃᓚᕆᐅᓗᑎᒃ ᐊᐅᓚᑦᑎᓂᕐᒥᒃ ᐸᕐᓇᐅᑎᓕᕆᓂᕐᒥᒃ ᑲᒪᕆᔭᐅᕙᓚᐅᖅᑐᓂᒃ.

ᐊᔾᔨᕐᒋᑦ ᑖᒃᑯᐊ ᐸᖅᓇᐅᑏᑦ ᐊᑐᐃᓐᓇᐅᕗᑦ ᐅᕙᖓᑦ ᑐᖁᓪᒥᒃ ᖃᓪᓗᓈᑎᑐᑦ:
Environment and Climate Change Canada
Public Inquiries Centre
Fontaine Building 12th floor
200 Sacré-Coeur Blvd
Gatineau, QC. K1A 0H3
Telephone: 819-938-3860
Toll-free: 1-800-668-6767 (in Canada only)
Email: ec.enviroinfo.ec@Canada.ca

ᐊᕙᑎᓕᕆᓂᕐᔪᐊᒃᑯᑦ ᓯᓚᐅᓪᓗ ᐊᓯᔾᔨᖅᐸᓪᓕᐊᓂᖓᓄᑦ ᑲᓇᑕᒥ – ᑲᓇᑕᒥᐅᑕᓂ ᐆᒪᔪᓕᕆᔾᑦ ᐱᔾᑦᑎᕋᐃᔾᖏᑦ
ᐅᑭᐅᖅᑕᖅᑑᑉ ᐊᕕᒃᑐᖅᓯᒪᓂᖓᓂ
ᐱᖓᔪᐊᓐᓂ ᖁᓛᓂ ᓇᑎᕐᒥ, 933 ᒥᒃᕕᒃ ᐊᖅᑯᑎᖓᓂ
ᑎᑎᖅᑲᖅᓂᐊᖅᕕᒃ 1870
ᐃᖃᓗᐃᑦ, ᓄᓇᕗᑦ X0A 0H0
ᐅᖄᓚᐅᑦ: 867-975-4642

ᐊᕙᑎᓕᕆᓂᕐᔪᐊᒃᑯᑦ ᓯᓚᐅᓪᓗ ᐊᓯᔾᔨᖅᐸᓪᓕᐊᓂᖓᓄᑦ ᑲᓇᑕᐅᑉ ᓴᐳᓐᓂᐊᖅᑕᐅᓯᒪᓂᕐᒥᑦ ᓄᓇᐃᑦ ᖃᕆᑕᐅᔭᒃᑯᑦ ᑕᑯᓂᐊᖅᑕᐅᕝᕕᖓᑦ:
https://www.Canada.ca/en/environment-climate-change/services/ᓄnational-wildlife-areas.html

ISBN ᓴᓇᔭᐅᓯᒪᓂᖓᓄᑦ ᐱᖁᑎᑦ ᓈᓴᐅᑎᖓ: [ᑭᖑᓪᓕᕆᔭᐅᓕᕈᒫᖅᑐᓂ ᑭᓯᐊᓂ ᐸᖅᓇᐅᑎᒃᓴᓄᑦ ᐃᓕᔭᐅᔪᒃᓴᒫᖅ]
ᑎᑭᓴᐃᓂᖓᑦ ᐊᑐᒐᒃᓴᖅ ᓈᓴᐅᑦ: [ᑭᖑᓪᓕᕆᔭᒧᑦ ᑭᓯᐊᓂ ᐃᓕᔭᐅᔪᒃᓴᒫᖅ]

ᖃᓄᖅ ᑕᐃᔭᐅᔪᓐᓇᖅᓂᖅ ᑖᒃᑯᐊ ᐅᖃᓕᒪᒐᐃᑦ:
ᐊᕙᑎᓕᕆᓂᕐᔪᐊᒃᑯᑦ ᓯᓚᐅᓪᓗ ᐊᓯᔾᔨᖅᐸᓪᓕᐊᓂᖓ ᑲᓇᑕᒥ. 2020. ᐃᑲᑦᑐᐊᕐᒥ ᑎᖕᒥᐊᖃᖅᕕᖕᒥᒃ ᐊᐅᓚᑦᑎᓂᖓᑦ ᐸᖅᓇᐅᑏᑦ [ᐱᒋᐊᖅᑎᑕᐅᔪᒪᔪᖅ]. ᐊᕙᑎᓕᕆᓂᕐᔪᐊᒃᑯᑦ ᓯᓚᐅᓪᓗ ᐊᓯᔾᔨᖅᐸᓪᓕᐊᓂᖓ ᑲᓇᑕᒥ, ᑲᓇᑕᒥᐅ ᐆᒪᔪᓕᕆᔾᑦ ᐱᔾᑦᑎᕋᐃᔾᖏᑦ, ᐅᑭᐅᖅᑕᖅᑑᑉ ᐊᕕᒃᑐᖅᓯᒪᓂᖓᓂ, [ᒪᒃᐱᒐᐃᑦ ᐊᒥᓲᓂᕐᒋᑦ] ᒪᒃᐱᒐᕐᒥ, ᒪᒃᐱᒐᖅᓂ.

ᐊᓯᐊᒍᑦ ᑭᓯᐊᓂ ᐅᖃᐅᓯᐅᓯᒪᑦᑎᐊᕈᓂ, ᐊᔾᔨᓕᐅᕆᔪᓐᓇᕐᓕᑎᓐ ᑎᑎᖃᖁᑎᕐᓂᒃ ᑖᒃᑯᓇᖕᒋᑦ, ᑕᒪᐃᓐᓃᓪᓗᓐᓃᑦ, ᐃᓚᐃᓐᓇᕐᓂᓪᓗᓐᓃᑦ, ᐱᔾᔪᑕᐅᓂᐊᖅᑐᓂᒃ ᑮᓇᐅᔭᓕᐅᕈᑕᐅᓂᖏᑦ, ᐊᒥᓯᓕᐅᕈᒪᓂᖏᑦ, ᓯᕗᓂᐊᒍᑦ ᑎᑎᕋᖅᓯᒪᔪᖅᑲᖅᑭᑎᓪᓗᒍ ᐊᕐᕆᕈᑕᐅᔪᓂᒃ, ᑕᒃᑯᓇᖕᒋᑦ ᐊᕙᑎᓕᕆᓂᕐᔪᐊᒃᑯᑦ ᓯᓚᐅᓪᓗ ᐊᓯᔾᔨᖅᐸᓪᓕᐊᓂᖓᓂᒃ ᑲᓇᑕᒥ ᓇᕐᒥᓂᖅ ᑎᑎᖅᑯᑎᖃᕐᓂᕐᒋᓐᓄᑦ ᐊᐅᓚᑦᑎᕝᕙᖓᓂᒃ. ᐊᕐᕆᖅᑕᐅᔪᒪᒍᕕᑦ ᐊᔾᔨᕐᒋᓂᒃ ᓴᓇᔭᐅᑎᑦᑎᔪᓐᓇᕈᒪᓂᖅ ᑲᓇᑕᐅᑉ ᒐᕙᒪᐃᑦ ᐱᖁᑎᖏᓐᓂᒃ, ᑮᓇᐅᔭᓕᐅᕈᑎᕆᔪᒪᓪᓗᒋᑦ, ᐆᒃᑐᕈᓐᓇᖅᑐᑎᑦ ᑯᐃᓐ ᑭᒡᒐᖅᑐᐃᔾᖓᓄᑦ ᐱᓕᕆᕝᕙᖓ ᑎᑎᖅᑯᑎᖏᓐᓂᒃ ᐊᕐᕆᖅᑕᐅᓯᒪᕝᕕᐅᕙᒃᑐᓂᒃ, ᐅᖃᖅᕕᒋᓗᒋᑦ ᐅᑯᐊ ᐅᕙᓂ ᑐᕿᕈᑎᓖᑦ ᐊᕙᑎᓕᕆᔾᑯᑦ, ᐃᓄᓕᒫᓂᒃ ᖃᐅᔨᒋᐊᖅᕕᐅᖃᑦᑕᖅᓂᕐᒋᑦ, ᑯᐸᐃᒃᒥ:

Environment and Climate Change Canada
Public Inquiries Centre
Fontaine Building 12th floor
200 Sacré-Coeur Blvd
Gatineau, QC. K1A 0H3
ᐅᖅᑳᓚᐅᑦ: 819-938-3860
ᐅᖓᓯᒃᑐᒥᒃ ᐊᑭᖃᖏᑦᑐᖅ: 1-800-668-6767 (ᑲᓇᑕᒥ ᑭᓯᐊᓂ)
ᖃᕆᑕᐅᔭᒃᑯᑦ ᑎᑎᖃᖅᑖᕐᕕᖓᑦ: ec.enviroinfo.ec@Canada.ca

ᖃᖓᓃᑦᑐᖅ ᐊᔾᔨᖁᑎᖓ: © ᐊᕙᑎᓕᕆᔾᔪᑎᒃᑯᑦ ᓯᓚᐅᑉ ᐊᓯᔾᔨᖅᐸᓪᓕᐊᓂᖓ ᑲᓇᑕᒥ, ᔾᔫᓐ-ᕗᕌᓐᓱᐊ ᑐᕗᐊᖅ
© ᑯᐃᓐᒋᔭᖅ, ᐱᔪᓐᓇᐅᑎᖃᖅᓂᖓᓄᑦ ᑲᓇᑕᒥ, ᑭᒡᒐᖅᑐᖅᑕᐅᓪᓗᓂ ᒥᓂᔅᑕᖓᓄᑦ ᐊᕙᑎᓕᕆᔾᔪᑎᒃᑯᑦ ᓯᓚᐅᑉ ᐊᓯᔾᔨᖅᐸᓪᓕᐊᓂᖓᓄᑦ, 2020

Aussi disponible en français
ᐊᑐᐃᓐᓇᐅᖕᒥᔪᑦ ᑕᒃᑯᐊ ᐅᐃᕖᖅᑎᑐᑦ

ᐱᔾᔪᑎᒋᓪᓗᒋᑦ ᐊᕙᑎᓕᕆᔨᕐᔪᐊᒃᑯᑦ ᓯᓚᐅᓪᓗ ᐊᓯᔾᔨᖅᐸᓪᓕᐊᓂᖓᓄᑦ ᑲᓇᑕᐅᑉ ᓴᐳᓐᓂᐊᖅᑕᐅᓯᒪᓂᖕᒋᑦ ᓄᓇᐃᑦ ᐊᒻᒪᓗ ᐊᐅᓚᑕᐅᓂᖕᒋᓐᓄᑦ ᐸᕐᓇᐅᑏᑦ

ᓱᓇᐅᖕᒪᑕ ᐊᕙᑎᓕᕆᔨᕐᔪᐊᒃᑯᑦ ᓯᓚᐅᓪᓗ ᐊᓯᔾᔨᖅᐸᓪᓕᐊᓂᖓᓂᒃ ᑲᓇᑕᒥ ᓄᓇᐃᑦ ᓴᐳᓐᓂᐊᖅᑕᐅᑎᓯᒪᔭᖕᒋᑦ?

ᑎᖕᒥᐊᖃᕐᕕᐅᓕᖅᑐᑦ ᓴᐳᓐᓂᐊᖅᑕᐅᓯᒪᕝᕖᑦ ᓴᕿᑎᑕᐅᓚᐅᖅᓯᒪᔪᑦ ᒪᓕᒃᑕᐅᓪᓗᑎᒃ ᒪᓕᒐᕐᔪᐊᑦ ᑕᐃᔭᐅᔪᑦ *ᑎᖕᒥᐊᑦ ᓂᕿᒃᓴᓇᔭᐅᕙᒃᑐᑦ ᑲᑎᒪᕐᔪᐊᕈᑕᐅᓂᖕᒋᓐᓄᑦ ᒪᓕᒐᓕᐊᕐ, 1994-ᒥ,* ᐃᓂᒃᓴᖃᕈᑕᐅᓪᓗᑎ ᑎᖕᒥᐊᕐᓄᑦ ᐅᑎᖅᐸᒃᑐᓄᑦ ᐊᕐᕌᒍᑕᒫᖅ ᐃᒪᕐᓄᑦ ᓄᓇᒧᓪᓗ ᓇᔪᖅᐸᒃᑕᑐᖃᓇᔭᖕᒋᓐᓄᑦ. ᐊᕙᑎᓕᕆᔨᕐᔪᐊᒃᑯᑦ ᓯᓚᐅᓪᓗ ᐊᓯᔾᔨᖅᐸᓪᓕᐊᔪᓕᕆᔩᑦ ᑲᓇᑕᒥ ᓴᕿᑎᑦᑎᕙᒃᐳᖅ ᑕᕆᐅᕐᒥ ᐃᒪᕐᓂ ᐊᒻᒪᓗ ᓄᓇᒥ ᑲᓇᑕᓕᒫᒥ ᓴᐳᓐᓂᐊᖅᑕᐅᕝᕕᒃᓴᐃᑦ ᐃᓂᒃᓴᓇᓂᐊᖅᑕᖕᒋᓐᓂᒃ, ᖃᐅᔨᓴᕐᕕᐅᔪᓐᓇᕐᓂᖕᒋᓄᑦ ᐊᒻᒪᓗ ᑐᑭᓯᓇᖅᓯᑎᑕᐅᔪᓐᓇᕐᓂᖕᒋᓄᑦ ᑕᒪᒃᑯᐊ. ᑲᓇᑕᓕᒫᒥ ᐆᒪᔪᖃᕐᕕᐅᑎᑕᐅᔪᑦ ᐋᖀᕝᕕᐅᕙᒃᑐᑦ ᓴᐳᓐᓂᐊᖅᑕᐅᓯᒪᕝᕕᒃᓴᓂᒃ ᑎᖕᒥᐊᕐᓄᑦ, ᐆᒪᔪᓄᑦ, ᐊᒥᓲᖕᒋᓗᐊᓕᖅᑐᓄᑦ ᐆᒪᔪᓄᑦ, ᐱᕈᖅᑐᓄᓪᓗ, ᐊᒻᒪᓗ ᐊᓯᖕᒋᓐᓂᒃ ᐆᒪᔪᖃᕐᕕᐅᕙᒃᑐᓂᒃ, ᓇᔪᖅᑕᐅᕙᒃᑐᓂ. ᑲᓇᑕᓕᒫᒥ ᐆᒪᔪᖃᕐᕕᐅᑎᑕᐅᔪᑦ ᓴᕿᑎᑕᐅᓯᒪᕙᒃᑐᑦ ᒪᓕᒃᑕᐅᓪᓗᑎᒃ ᑕᐃᒃᑯᐊ ᑲᓇᑕᒥ *ᐆᒪᔪᓕᕆᓂᕐᒧᑦ ᒪᓕᒐᐃᑦ* ᐊᒻᒪᓗ ᓯᕗᓕᒻᒪᕆᖕᒥ, ᐱᒻᒪᕆᐅᓂᖅᐹᖑᕙᒃᑐᒥᒡᓗ, ᓴᐳᓐᓂᐊᖅᑕᐅᓯᒪᕝᕕᒃᓴᐅᓂᕐᒧᑦ, ᐃᓂᒃᓴᓇᔭᐅᔪᓂᒃ ᐆᒪᔪᕐᓄᑦ/ᓂᕐᔪᑎᓄᑦ.

ᖃᓄᑎᒋ ᑲᓇᑕᐅᑉ ᒐᕙᒪᒃᑯᖕᒋᓐᓄᑦ ᐊᕙᑎᓕᕆᔨᕐᔪᐊᒃᑯᓐᓄᑦ ᓯᓚᐅᓪᓗ ᐊᓯᔾᔨᖅᐸᓪᓕᐊᔪᓕᕆᔩᖕᒋᓐᓄᑦ ᑲᓇᑕᒥ ᑮᓇᐅᔭᒃᓴᓂᒃᑕᐅᖅᑕᑦᑕᖅᓯᒪᓕᖅᐸᑦ ᑕᐃᒪᖓᑦ 2018-ᒥ ᐊᐅᓚᑦᑎᓂᕐᒧᑦ, ᐊᖕᒋᓪᓕᒋᐊᖅᑕᐅᔪᓐᓇᕐᓂᖕᒋᓐᓄᓪᓘᓐᓃᑦ ᑲᓇᑕᒥ ᐆᒪᔪᖃᕐᕖᑦ, ᑎᖕᒥᐊᖃᕐᕕᓗ?

ᐊᕙᑎᒥᐅᑕᓂᒃ ᐱᐅᓯᑐᖅᑲᕐᓂᒃ ᕿᒪᐃᓯᒪᑦᑎᐊᕋᓱᐊᕐᓂᖅ ᐃᓚᖃᖅᐳᖅ ᑮᓇᐅᔭᒃᓴᓂᒃᑕᐅᖅᑕᕐᓂᖕᒋᓐᓂᒃ ᑕᓪᓕᒪᓄᑦ ᐊᕐᕌᒍᓄᑦ ᓈᔪᓂᑦ, $1.3 ᐱᓕᔭᓐᖕᒋᓃᑦᑐᓂᒃ ᐃᑲᔫᑕᐅᔪᓂᒃ ᐊᕙᑎᓕᕆᔨᕐᔪᐊᒃᑯᑦ ᐅᖕᒐᕙᓇᐊᖅᑎᑦᑎᔪᓐᓇᕐᓂᖕᒋᓐᓄᑦ ᓄᓇᖕᒋᓐᓂ ᐆᒪᔪᖃᕐᕖᑦ ᐊᒻᒪᓗ ᑎᖕᒥᐊᖃᕐᕖᑦ ᑲᓇᑕᐅᑉ ᐊᔾᔨᒋᖕᒋᑦᑑᑎᐅᔪᓂᒃ ᐆᒪᔪᖃᕐᕕᐅᓂᕐᒧᑦ ᑐᕌᓚᓇᔪᒪᔭᖕᒋᓂᒃ, ᐊᕙᑎᓕᕆᔨᕐᔪᐊᒃᑯᓪᓗ ᐊᐅᓚᑦᑎᑦᑎᐊᕐᓂᖅᓴᐅᔪᒪᓂᖕᒋᓄᑦ ᓴᐳᓐᓂᐊᖅᑕᐅᓯᒪᕝᕕᒃᓴᓂᒃ.

ᐊᕙᑎᓕᕆᔨᕐᔪᐊᒃᑯᑦ ᓴᐳᓐᓂᐊᕈᓇᕐᓂᐊᓕᖅᑐᑦ ᐊᒥᓲᓂᖅᓴᓂᒃ ᓇᔪᖅᑕᐅᔪᒃᓴᓂᒃ, ᐊᑐᒐᒃᓴᖃᕐᓂᖅᓴᐅᓕᕐᓗᑎᒡᓗ, ᐊᑑᑎᖃᑦᑎᐊᖅᑐᓂᒃ ᐊᐅᓚᑦᑎᔪᓐᓇᕐᓂᖅ ᐊᒻᒪᓗ ᓇᐅᑦᑎᖅᑐᐃᖅᑕᕈᓐᓇᕐᓂᖅ ᓇᔪᒐᓇᔭᐅᓂᖕᒋᓐᓂᒃ ᐆᒪᔪᖃᕐᕕᐅᓂᖕᒋᓐᓂᓗ ᑕᒪᒃᑯᐊ ᓴᐳᓐᓂᐊᖅᑕᐅᓯᒪᕝᕖᑦ.

ᖃᓄᖅ ᐊᖕᒋᑎᒋᕙᑦ ᐊᕙᑎᓕᕆᔨᒃᑯᑦ ᓯᓚᐅᓪᓗ ᐊᓯᔾᔨᖅᐸᓪᓕᐊᖓᓄᑦ ᑲᓇᑕᒥ ᓴᐳᓐᓂᐊᖅᑕᐅᓯᒪᕕᖕᒋᑦ?

ᒫᓐᓇᐅᔪᖅ ᓴᐳᓐᓂᐊᖅᑕᐅᓯᒪᕝᕖᑦ ᐱᓕᕆᕝᕕᐅᔪᑦ 55-ᖕᒋᓃᓕᖅᑐᑦ ᑲᓇᑕᓕᒫᒥ ᐆᒪᔪᖃᕐᕕᐅᑎᑕᐅᔪᓂ ᐊᒻᒪᓗ 92-ᖑᓪᓗᑎᒃ ᑎᖕᒥᐊᖃᕐᕕᐅᔪᑦ, ᐊᖕᒋᓂᖃᖅᑎᒋᓪᓗᑎᒃ ᓄᓇᖕᒋᑦ ᐅᖕᒐᑕᓃ 14 ᒥᓕᔭᓂᒃ Hᐃᐊᒃᑕᓂᒃ ᐆᒃᑐᕋᐅᑎᓕᖕᓂᒃ ᑲᓇᑕᒥ ᓇᓂᑐᐃᓐᓇᖅ.

ᓱᓇᐅᖕᒪᑕ ᐊᐅᓚᑦᑎᔪᑎᒃᓴᐃᑦ ᐸᕐᓇᐅᑏᑦ?

ᐊᐅᓚᑦᑎᔪᒪᓂᕐᒧᑦ ᐸᕐᓇᐅᑏᑦ ᐱᑕᖃᕐᕕᐅᕙᒃᑐᑦ ᐱᓕᕆᓗᑕᐅᔪᓐᓇᕐᓂᕐᒧᑦ, ᐊᐅᓚᑦᑎᔨᐅᔪᓄᑦ ᐃᓱᒪᓕᐅᕈᑕᐅᓴᓇᐊᓕᖕᓄᑦ. ᑐᖀᖕᒐᕗᑦ ᐊᑐᖅᑕᐅᓂᕐᒧᑦ ᐊᕙᑎᓕᓇᔾᔪᐊᒃᑯᑦ ᓯᓚᐅᓪᓗ ᐊᓯᔾᔨᖅᐸᓪᓕᐊᓂᖕᒐᑕ ᑲᓇᑕᐅᑉ ᐱᓕᕆᔨᖕᒋᓐᓄᑦ ᓇᓗᓇᐃᒃᑯᑕᕆᔭᐅᓂᖅ ᐃᓱᒪᓕᐅᕈᑎᒋᔭᕆᐊᖃᕐᓂᐊᖅᑕᖕᒋᓐᓄᑦ, ᐱᓗᐊᖅᑐᒥᒃ ᐱᔾᔪᑎᖃᖅᑐᓂᒃ ᐱᔪᓐᓇᐅᑎᑖᕐᓯᐊᕈᒪᔪᓂᒃ ᑲᒪᒋᔭᐅᕙᒃᑐᓂᒃ. ᐊᐅᓚᑦᑎᕙᖕᓂᖅ ᑐᕐᖓᕗᖅ ᐋᕿᐅᒪᑦᑎᐊᖁᓗᒋᑦ ᓴᐳᓐᓂᐊᖅᑕᐅᓯᒪᕝᕖᑦ ᐱᓂᕐᓗᒡᕕᐅᑦᑕᐃᓕᒪᖁᓪᓗᒋᑦ ᐊᒻᒪᓗ ᐋᕿᐅᒪᑎᐊᖁᓪᓗᒋᑦ ᐱᐅᓛᓂᖕᒋᑦ ᓴᐳᓐᓂᐊᕈᑕᐅᒋᐊᓕᓚᐅᖅᑐᑦ. ᐊᕙᑎᓕᓇᔾᔪᐊᒃᑯᑦ ᓯᓚᐅᓪᓗ ᐊᓯᔾᔨᖅᐸᓪᓕᐊᓂᖕᒐᓄᑦ ᑲᓇᑕᒥ ᑎᑎᕋᖃᑦᑕᖅᐸᑦ ᐊᐅᓚᑦᑎᓂᕐᒧᑦ ᐸᕐᓇᐅᑎᓂᒃ ᑕᒪᐃᓐᓄᒃ ᓴᐳᓐᓂᐊᖅᑕᐅᓯᒪᕝᕕᐅᓕᖅᑐᓄᑦ, ᑐᑭᓯᓂᐊᕐᕕᐅᖃᑦᑕᖅᓯᑎᒃ ᐅᕝᕙᓗᓐᓃᑦ ᓄᓇᖃᖅᑐᑐᖃᐃᑦ ᐃᓄᐃᑦ ᑎᑎᕋᖃᑎᒋᔭᐅᕙᒃᓱᑎᒃ ᖃᓄᐃᓕᖕᒐᓕᖕᒐᓂᖕᒋᓂᒃ, ᐊᒻᒪᓗ ᑐᑭᓯᓂᐊᕐᕕᐅᖃᑦᑕᖅᓯᑎᒃ ᐃᓄᖁᑎᒋᔭᐅᔪᑦ ᐊᓯᖕᒋᑦᓗ ᐃᓚᐅᖃᑦᑕᓇᐊᓃᑦ. ᓄᓇᕗᒻᒥ ᓄᓇᑖᕐᕕᐅᓯᒪᓂᕐᒥ, ᐊᐅᓚᑦᑎᓂᕐᒧᑦ ᐸᕐᓇᐅᑏᑦ ᑎᑎᕋᖅᑕᐅᖃᑦᑕᖅᐸᑦ ᐃᓕᒋᔭᐅᓗᑎᒃ ᓄᓇᕗᒻᒥᐅᑦ ᐃᓄᐃᑦ.

ᐊᐅᓚᑦᑎᓂᕐᒧᑦ ᐸᕐᓇᐅᑏᑦ ᐅᓂᒃᑳᖅᓯᒪᑦᑎᐊᖅᐸᑦ ᐱᓕᕆᐊᖑᔪᐊᓐᓇᕐᓂᐊᖅᑐᓂᒃ ᐊᒻᒪᓗ ᐃᓕᑕᕆᔭᐅᓯᒪᔪᑦ ᐊᓯᖕᒋᑦ ᐱᓕᕆᐊᖑᔪᐊᓐᓇᖅᑐᑦ ᑭᓯᐊᓂ ᐊᑐᕐᓗᑎᒃ ᐱᔪᓐᓇᐅᑎᓂᒃ. ᐅᓂᒃᑳᕈᓐᓇᕐᒥᔪᑦ ᐱᐅᓯᒋᐊᖅᑕᐅᖁᔭᖕᒋᓂᒃ ᓴᐳᓐᓂᐊᖅᑕᐅᓯᒪᕝᕕᖕᓂᒃ, ᐅᓂᒃᑳᖅᓯᒪᓪᓗᑎᒃ ᓇᐅᒃᑯᑦ ᐊᒻᒪᓗ ᖃᖓ ᑕᒪᒃᑯᐊ ᐱᐅᓯᒋᐊᖅᑕᐅᓴᓇᐊᖃᕐᓂᐊᖅᑐᑦ ᐱᓕᕆᐊᖑᓂᐊᖕᒪᖔᑕ. ᐊᐅᓚᑦᑎᓂᕐᒧᑦ ᐸᕐᓇᐅᑏᑦ ᐃᓕᑕᖅᓯᓯᒪᓕᑦ ᓄᓇᖃᖅᑐᑐᖃᐃᑦ ᐱᔪᓐᓇᐅᑎᖃᖅᑎᖕᒋᓐᓂᒃ ᐊᒻᒪᓗ ᐊᓯᕐᓇᖅᑎᑕᐅᓐᖏᑦᑐᓂᒃ ᐊᑐᖅᑕᐅᔭᓐᓇᖅᑐᓂᒃ ᐱᐅᓯᑐᖃᖕᒋᓐᓂᒃ. ᐊᒻᒪᑕᐅᖅ ᓱᓕ, ᖃᓄᐃᓕᐅᕈᑎᒃᓴᐃᑦ ᓴᐳᓐᓂᐊᕈᑕᐅᓯᒪᓂᖕᒋᑦ ᐅᒪᔪᓂᒃ ᒪᓕᑦᑎᐊᓇᐊᖅᑕᖕᒋᑦ ᖃᓄᐃᑦᑐᐃᓐᓇᓂᖕᒥᒃ ᒪᓕᒐᕐᓂᒃ ᐱᔪᓐᓇᐅᑎᖃᖅᑐᓂᒃ ᐅᒪᔪᓕᕆᓂᖕᒥᒃ ᑲᓇᑕᐅᑉ ᐊᕙᑐᖅᓯᒪᓂᖕᒋᓐᓂ, ᐅᑭᐅᖅᑕᖅᑐᐃᑉᐸᓪᓕᐊᓂᖕᒋᓐᓂ, ᓇᓂᑲᓗᐊᖅᐸᑦ ᓴᐳᓐᓂᐊᖅᑕᐅᓯᒪᕝᕕᒃ.

ᖃᓄᐃᑦᑑᖕᒪᑕ ᓴᐳᓐᓂᐊᖅᑕᐅᓯᒪᔪᑦ ᓄᓇᐃᑦ ᐊᐅᓚᑕᐅᕙᒃᑐᑦ?

ᐊᐅᓚᑦᑎᔾᔪᑎᑦ ᐊᑐᖅᑕᐅᕙᒃᑐᑦ ᒪᑯᓄᖕᒐ ᓲᕐᓗ ᑐᖀᖕᒐᓂᕐᒧᑦ, ᓇᐅᑦᑎᖅᑐᐃᕙᓪᓕᐊᖃᑦᑕᐃᓐᓇᕈᓇᕐᓂᕐᒧᑦ, ᐋᕿᐅᒪᑎᑦᑎᑦᑎᐊᕈᒪᓂᕐᒧᑦ, ᐱᐅᓯᒋᐊᖅᑎᑦᑎᔪᓐᓇᕐᓂᕐᒧᑦ ᐆᒪᔪᖃᕐᕕᐅᔪᓂᒃ, ᐃᓵᓂᒃᑯᓪᓗ ᖃᐅᔨᓴᖅᑕᐅᖃᑦᑕᕐᓂᖕᒋᓐᓄᑦ, ᒪᓕᒃᓯᕐᓂᒡᓗ ᒪᓕᒃᑕᐅᕙᐅᔭᓇᐊᖃᕐᓂᖕᒋᓐᓄᑦ ᐊᒻᒪᓗ ᐱᖁᑎᖕᒋᓐᓂᒃ ᐋᕿᐅᒪᑎᑦᑎᓂᖕᒋᑦ, ᐃᒡᓗᖁᑎᒋᔭᐅᔪᓂᒡᓗᓐᓃᑦ. ᖃᐅᔨᓴᖅᑕᐅᖃᑦᑕᕐᓂᖕᒋᑦᑕᐅᖅ ᐱᒻᒪᕆᐊᓘᒋᕗᑦ ᓴᐳᓐᓂᐊᖅᑕᐅᓯᒪᕝᕕᐅᔪᓂ; ᑕᐃᒪᐃᓂᖕᒐᓄᑦ, ᐊᕙᑎᓕᓇᔾᔪᐊᒃᑯᑦ ᓯᓚᐅᓪᓗ ᐊᓯᔾᔨᖅᐸᓪᓕᐊᓂᖕᒐᓄᑦ ᑲᓇᑕᒥ ᐱᓕᕆᐊᖑᕐᒋᑦ ᐱᓕᕆᐊᒃᓴᖑᒍᕗᑦ ᐅᑦᑐᕐᓗᖅᑎᐅᔪᒃᐸᑦ ᖃᐅᔨᓴᖅᑕᐅᖃᑦᑕᓇᐊᖅᑐᓂᒃ ᐃᓚᖕᒋᓐᓂᒃ ᑕᒪᑯᐊ.

ᑎᑎᕋᖅᑕᐅᓯᒪᕙᖕᓂᖏᑦ ᑭᖑᓕᕇᒃᐸᒃᑐᑦ

ᐊᕙᑎᓕᕆᔨᕐᔪᐊᒃᑯᑦ ᓯᓚᐅᓪᓗ ᐊᓯᔾᔨᖅᐸᓪᓕᐊᓂᖓ ᑲᓇᑕᒥ ᑎᑎᕋᖅᑲᑦᑕᖅᐳᑦ ᐊᐅᓚᑦᑎᓂᕐᒧᑦ ᐸᕐᓇᐅᑎᒃᓴᓂᒃ ᑕᒪᐃᓐᓄᑦ ᑎᖕᒥᐊᖃᕐᕕᖕᓄᑦ, ᐊᐅᓚᑕᐅᔪᓂᒃ. ᑕᒪᒃᑯᐊ ᐋᕿᐅᒪᓂᖏᑦ ᐊᑐᖅᑕᐅᖅᑲᑦᑕᕈᓐᓇᕐᒥᔪᑦ ᐊᓯᖏᓐᓄᑦ ᐱᓕᕆᕝᕕᐅᔪᓄᑦ ᒐᕙᒪᒃᑯᑦ ᓴᓇᕝᕕᖁᑎᖏᓐᓄᑦ ᑎᑎᕋᖅᑲᑦᑕᕈᓐᓇᕐᓂᖅ ᐊᔾᔨᒋᔪᓐᓇᖅᑕᖏᓐᓂᒃ ᐊᐅᓚᑦᑎᓂᕐᒧᑦ ᐸᕐᓇᐅᑎᓂᒃᓴᓂᒃ, ᓯᕗᓪᓕᕐᒥ ᒪᓕᒐᖅᑎᒍᑦ ᕿᒥᕐᕈᐊᖅᑕᐅᖅᑲᑦᑕᖅᓱᑎᒃ ᑕᓪᓕᒪᑕᒫᑦ ᐊᕐᕌᒍᐃᑦ ᓈᔭᕌᖓᒥᒃ, ᐊᖏᕈᑕᐅᓚᐅᖅᑎᓪᓗᒋᑦ ᓯᕗᓪᓕᕆᔭᐅᔪᑦ ᐸᕐᓇᐅᑏᑦ, ᑭᖑᓂᐊᒍᑦ ᕿᒥᕐᕈᐊᖅᑕᐅᑲᓐᓂᕈᓇᖅᓯᓲᑦ ᖁᓖᑦ 10 ᐊᕐᕋᒍᐃᑦ ᓈᔭᕌᖓᒥᒃ.

ᖃᐅᔨᒋᐊᑎᐊᒃᑲᓐᓂᕈᒪᔪᓄᑦ

ᖃᐅᔨᑦᑎᐊᒃᑲᓐᓂᕈᒪᒍᕕᑦ ᐱᔾᔪᑎᖃᖅᑐᓂᒃ ᐊᕙᑎᓕᕆᔨᕐᔪᐊᑯᑦ ᓯᓚᐅᓪᓗ ᐊᓯᔾᔨᖅᐸᓪᓕᐊᓂᖓᓂᒃ ᑲᓇᑕᒥ ᓴᐳᓐᓂᐊᖅᑕᐅᓯᒪᕕᖁᑎᖏᓐᓂᒃ, ᐊᑏᑐᖅ ᑕᑯᒋᐊᕐᓂᐊᖅᐸᐃᑦ ᖃᓇᑕᐅᔭᒃᑯᑦ ᑕᑯᓂᐊᖅᑕᐅᕝᕙᖓᑦ ᐅᕙᓂ [https://www.Canada.ca/en/environment-climate-change/services/ ᓄnational-wildlife-areas.html](https://www.Canada.ca/en/environment-climate-change/services/national-wildlife-areas.html) ᐅᕝᕙᓗᓐᓃᑦ ᐅᖃᕐᕕᒋᓗᒋᑦ ᑲᓇᑕᒥ ᐆᒪᔪᓕᕆᔨᒃᑯᑦ ᐱᔨᑦᑎᕋᐃᔨᖏᑦ.

ᐃᑲᑦᑐᐊᖅᒥ ᑎᖕᒥᐊᖃᕐᕕᒃ

ᐃᑲᑦᑐᐊᕐᒥ ᑎᖕᒥᐊᖃᕐᕕᒃ (ᐃᑲᑦᑐᐊᖅ) ᐃᓂᓕᒃ ᑕᐅᕙᓂ ᐅᐊᖕᓇᒻᒪᕆᖓᓂ Hᐊᑦᓴᓐᐲᑉ ᑕᓯᐅᔭᕐᔪᐊᕌᓗᐊᓂᒃ, ᑕᒫᓂ ᑭᕙᓪᓕᕐᒥᐅᑦ ᐊᕕᒃᑐᖅᓯᒪᓂᖓᓂ ᓄᓇᕗᒻᒥ, ᓴᓪᓕᓂ, ᕿᑭᖅᑕᖓᓂ. ᐃᓂᓕᒃ 110 ᑭᓛᒥᑕᓂᒃ ᓂᒋᐊᑕ ᐱᖓᖕᓇᖅᐸᓯᖓᓂ, ᐅᖓᓯᖕᓂᓕᖕᒥ ᓴᓪᓕᓐᓂᖕ, ᑕᐃᓐᓇ ᐃᑲᑦᑐᐊᕐᒥ ᑎᖕᒥᐊᖃᕐᕕᐅᑉ ᑰᖓᑕ ᐃᓚᖓᓃᒪᑦ (ᐳᐊᓯᐅᑉ ᑰᖓᓂᒃ ᑕᐃᔭᐅᕙᒃᑐᒥᒃ ᖃᓪᓗᓈᑎᑐᑦ). ᑕᒪᓐᓇ ᑎᖕᒥᐊᖃᕐᕕᒃ ᐃᓚᖃᓇᕗᖅ ᓄᓇᒥᒃ ᐃᓗᑐᓂᐊᓗᖕᒥᒃ ᑰᒡᕕᐅᖏᓐᓇᕐᓂᖓᓄᑦ ᓯᐅᕿᒃᐸᓪᓕᐊᓯᒪᓂᑰᓂᕐᒥᒃ ᓴᖑᖓᔪᓕᖕᓂᒃ ᑰᖕᓂᒃ ᐊᒻᒪᓗ ᐊᑯᖅᑐᓕᒃ ᑕᐅᕙᓂ ᐊᑭᐊᓂᓗ ᓯᒃᓴᖅᐸᓯᐅᓂᖓ ᒪᕋᐃᓐᓇᐅᓪᓗᓂ ᐊᕙᓗᐊᓂ ᐊᑦᑎᒃᑑᑎᐅᓪᓗᑎᒃ ᖃᖃᔫᖃᓐᖏᓂᖏᑦ. ᑕᒪᓐᓇ ᑎᖕᒥᐊᖃᕐᕕᒃ ᑐᖓᕙᖃᖅᑐᖅ ᐅᔭᕋᖕᒥᒃ ᐅᒃᑯᓯᒃᓴᔭᕐᒥᒃ ᓯᑎᔪᒥᒃ ᓴᐅᔭᐅᓯᒪᔪᓂᒃ ᐱᖃᑦᑐᔭᕙᓂᑐᖃᖅᑐᖕᓄᑦ ᓯᖓᖅᑎᖅᑕᐅᓯᒪᓂᑰᓪᓗᑎᒃ ᑕᒪᒃᑯᐊ ᓯᐅᔭᖅᐸᓯᖓᓂᑰᑦᑐᑦ. ᑕᒪᕐᒥᒃᑲᓴᐃᑦ ᑎᖕᒥᐊᖃᕕᐊᑦ ᐃᓂᖃᖅᐳᑦ 60 ᒦᑕᐃᑦ ᑕᓇᐅᖃᕐᓂᐊᓘᑉ ᐃᒪᖃᕐᓂᖓᑕ ᖁᑏᓂᒃ. ᑰᒃᐸᓪᓕᐊᓪᓗᓂ ᓂᒋᖅᐸᓯᐅᓂᕐᒧᑦ ᑕᐅᕝᕙ, ᐃᑲᑦᑐᐊᑉ ᑰᖓ ᑲᔪᓯᔪᖅ ᐊᖏᔪᐊᓗᖕᒥᒃ ᒪᓴᐅᓂᒃᑯᑦ ᖃᖃᔫᖃᖕᒋᓂᒃᑯᑦ ᐊᒥᓲᓪᓗᑎᒃ ᑰᕕᐅᖕᒋᓐᓇᕐᓂᕐᒧᑦ ᓯᐅᕐᕿᒃᐸᓪᓕᐊᓂᕕᓂᖕᒋᑦ ᓂᕈᑐᓂᖃᖅᑐᑦ 5 ᑭᓛᒥᑕᓕᖕᓂᒃ ᐊᒻᒪᓗ ᑕᑭᓂᖃᖅᑐᒥᒃ 13 ᑭᓛᒦᑕᓂᒃ. ᑕᑭᔪᑖᕌᓗᐃᑦ ᓯᕗᓕᒃᑯᑦ ᒪᕋᐃᓐᓇᐅᕗᑦ, ᓂᕈᑐᓂᖃᕈᓐᓇᖅᑐᑦ 13 ᑭᓛᒥᑕᓂᒃ. ᒪᕐᕋᐃᓐᓇᐅᓂᖏᓐᓂ ᐱᕈᖅᑐᖃᖅᐳᑦ ᓂᐅᖁᑉᑕᐅᓂᒃ ᐊᒻᒪᓗ ᐊᒥᓱᓴᐃᑦ ᑕᓰᑦ ᐱᕈᕐᕕᐅᓯᒪᔪᑦ ᐊᕙᓗᐊᒍᑦ ᐊᓯᖏᓐᓂᒃ ᐃᕙᒃᓴᓂᒃ. ᐱᕈᖅᕕᐅᓯᒪᓗᐊᖅᑐᑦ ᒪᑯᓂᖓ, ᑭᓕᕐᓇᖕᓂᒃ, ᐃᕙᖕᓂᒃ, ᐊᒃᕿᑖᖏᑦᑑᑎᐅᔪᓂᒃ. ᑎᖓᐅᓴᐃᑦ ᖁᐊᓴᐅᑏᓪᓗ ᐊᒥᕐᓂᖅᓴᐅᕐᓂᑦ ᖁᑦᑎᖕᓂᖅᓴᐅᔪᓂᒃ.

1957-ᖑᑎᓪᓗᒍ, ᐊᕙᑎᓕᕆᔨᕐᔪᐊᒃᑯᑦ ᓯᓚᐅᓪᓗ ᐊᓯᔾᔨᖅᐸᓪᓕᐊᔪᓕᕆᔨᖏᑦ ᑲᓇᑕᒥ ᐆᒪᔪᓕᕆᔨᒃᑯᖏᑦ ᓴᕿᑎᑦᑎᔪᒪᓕᓚᐅᖅᑐᑦ ᑎᖕᒥᐊᖃᕐᕕᖕᒥᒃ ᐃᑲᑦᑐᐊᑉ ᑰᖓᓂ ᓴᐳᓐᓂᐊᖅᑕᐅᖁᔨᓪᓗᑎᒃ ᐅᓪᓗᖃᕐᕕᐅᕙᓐᓂᖏᓐᓂᒃ/ᒪᓐᓂᖃᕐᕕᐅᕙᓐᓂᖏᓐᓂᒃ ᑲᖑᕐᓄᑦ, ᑕᐃᔅᓯᒪᓂ ᐃᓄᒋᐊᖃᑕᓚᐅᕐᒪᑦ ᑕᐅᕙᓂ ᐅᔭᖕᓂᐊᕐᕕᓴᖅᓯᐅᖅᐸᓚᐅᖅᑐᓂᒃ, ᓂᐅᕐᕈᐊᖃᖃᑦᑕᓚᐅᕐᓂᖏᓐᓄᑦ ᓴᓪᓕᓂ. ᐆᒪᔪᓕᕆᔨᒃᑯᑦ ᓴᕿᑎᑦᑎᓚᐅᖅᐳᑦ Hᐊᐅᓕ ᕿᐸᓐᓴ ᑎᖕᒥᐊᖃᕐᕕᖓᓂ 1959-ᖑᑎᓪᓗᒍ. ᓴᓪᓕᕐᒥᐅᑦ ᐃᓄᐃᑦ ᐅᓪᓗᒥᐅᓕᖅᑐᖅ ᑕᐃᒍᐃᔪᖃᕐᐅᖏᑉ ᑕᐅᕙᑦᓯᒥᖓ ᓄᓇᒥᒃ “ᐃᑲᑦᑐᐊᖅᑐᒥᒃ” ᐃᑲᓐᓂᕋᐃᔪᒥᒃ ᐊᖏᔪᐊᓘᓂᖏᓐᓄᑦ ᓯᓴᖏᑦ ᑕᐅᕙᓂ ᒪᕋᐃᓐᓇᐅᕙᓐᓂᖏᓐᓄᑦ. ᐃᓂᐅᕕᒃᑯᑦ ᐊᐅᓚᑦᑎᔨᐅᖃᑕᐅᔪᑦ ᑲᑎᒪᔨᕋᓛᑦ ᐱᒋᐊᖅᑎᑦᑎᔪᒪᓕᓚᐅᖅᑐᑦ ᐃᓕᑕᕆᔭᐅᖁᔨᓂᖅ ᑕᐃᔭᐅᓂᖓᓂᒃ ᐊᑐᓕᖁᔨᓪᓗᑎᒃ ᑎᖕᒥᐊᖃᕐᕕᖕᒥᒃ 2015-ᒥ ᐊᑐᕈᒪᓪᓗᑎᒃ ᐃᓄᐃᑦ ᐱᐅᓯᑐᖃᕐᒥᒍᑦ ᑕᐃᖃᑕᐃᓐᓇᖅᑕᖏᓐᓂᒃ ᓄᓇᒥᒃ ᑕᐃᑲᓪᓗ ᑎᖕᒥᐊᖃᕐᕕᒃ ᑕᐃᔭᐅᓕᓚᐅᖅᐳᖅ ᐃᑲᑦᑐᐊᕐᒥ ᑎᖕᒥᐊᖃᕐᕕᖕᒥᒃ.

ᐱᒻᒪᕆᐅᓂᖓ ᐃᑲᑦᑐᐊᑉ ᑎᖕᒥᐊᖃᕐᕕᒃ

ᒫᓐᓇᐅᔪᖅ ᑎᖕᒥᓯᒃᑯᑦ/ᖃᖓᑕᓯᒃᑯᑦ ᖁᓚᐅᑦᑕᐅᓗᑎᒃ ᐊᔾᔨᓕᐅᖅᑕᐅᓵᓚᐅᕐᓂᖏᑦ ᑐᑭᓕᐅᕈᑕᐅᓚᐅᖅᑐᑦ ᓇᓚᐅᑦᑖᖅᑕᐅᓂᖏᓐᓂᒃ ᑎᖕᒥᐊᖃᕐᕕᐅᑉ ᓄᓇᖏᓐᓂ ᐊᕙᓗᐊᓂᓗ ᑎᖕᒥᐊᖃᕐᕕᐅᓂᖏᓐᓂᒃ, ᐅᓪᓗᖃᕐᕕᐅᓂᖏᓐᓂᓪᓗ

ᐊᒥᓲᓂᖃᕐᓂᖅ ᑕᒫᓂ 690,000-ᓂᒃ ᑲᖑᕐᓂᒃ ᐊᔾᔨᒌᖕᒋᑦᑑᑎᐅᔪᓂᒃ (ᐅᖓᑖᓂᑦᑐᑦ >5% ᐳᓴᓐᑎᖕᒋᓐᓂᖃᑕᐅᓪᓗᑎᒃ ᑖᒃᑯᓇᓂ ᒥᑭᓐᓂᖅᓴᐅᓂᕋᖅᑕᐅᕙᒃᑐᑦ ᑲᖑᐃᑦ, ᓇᓂᑐᐃᓐᓇᑦᑎᐊᖅ ᐱᑕᖃᓲᖑᓂᖕᒋᓐᓂᒃ, ᑕᐃᒃᑯᓇᓂᓗ ᑲᓇᑕᐅᑉ ᓄᓈᓗᐊᑕ ᕿᑎᖅᐸᓯᐊᓄᐊᖃᑕᕐᒥᔪᓂᒃ ᑎᖕᒥᐊᕆᔭᐅᕙᒃᑐᓂᒃ). ᑲᖑᐃᑦ ᐱᑕᖃᕐᓂᖕᒋᓐᓂ ᐅᐊᒥᓲᓂᖅᐹᑦᑎᐊᖑᕗᑦ ᑕᐅᕙᓂ ᐃᑲᑦᑐᐊᑉ ᑰᕐᑲᕐᕕᐅᖕᒋᓐᓂ. ᐱᕈᖅᑐᖅᑲᕐᓂᖕᒋᑦ ᐃᕙᒃᓴᔭᐃᓐᓇᐅᓂᖕᒋᓐᓂ ᐊᒥᓲᓗᑕᐅᕙᒃᑐᑦ ᐅᓪᓗᕐᑲᕐᕕᐅᔪᓐᓇᕐᓂᕐᒧᑦ. ᐱᕈᖅᑐᑦ ᑭᓚᕐᓇᐃᓇᐅᓂᖕᒋᓐᓂ, ᖃᖃᔮᖃᖕᒋᓐᓂᐅᔪᓂ ᐊᑦᑎᒃᑑᑕᐅᔪᓂ ᓄᓇᐃᑦ ᑎᖕᒥᐊᕕᐅᕐᓂᒥ, ᓯᓚᑎᖓᓂᓗ, ᑲᖑᕐᓄᑦ ᓂᕿᒃᓴᖃᑦᑎᐊᕈᑕᐅᔪᐊᓘᕙᒃᑐᑦ ᐊᒻᒪᓗ ᐃᓇᓴᒃᓯᒪᓕᖅᑕᕐᓂᖕᒋᓐᓄᑦ ᑎᖕᒋᔪᓐᓇᐃᓕᓯᒪᓂᖕᒋᓐᓂ. ᓇᓚᐅᑦᑖᖅᑕᐅᓯᒪᔪᑦ ᑕᒫᓂ 6,000ᖕᒋᓃᓐᓂᖅ ᓂᕐᓚᕐᓇᐃᑦ (ᖃᓪᓗᓈᑎᑐᑦ Atlantic Brant) ᐅᓪᓗᖃᖃᑦᑕᖅᑐᑦ (4% ᐳᓴᓐᑎᖕᒋᓃᑦᑐᓂᒃ ᑕᒫᓂᖃᑕᐅᕙᓚᐅᖅᑐᑦ ᑭᓯᐊᓂ ᒫᓐᓇᐅᓕᖅᑐᖅ ᖃᐅᔨᒪᔭᐅᖕᒋᑦᑐᑦ ᖃᓄᑎᒋᑦ ᐱᑕᖃᓲᖑᓕᕐᒪᖔᑕ. ᐊᓯᖕᒋᑦᑕᐅᖅ ᓂᕐᓚᕐᓇᐃᑦ (ᖃᓪᓗᓈᑎᑐᑦ Cackling Goose), ᐊᒻᒪᓗ ᑲᖑᐃᓪᓗ (Ross-ᖄᔅ), ᒥᑏᓪᓗ, ᕿᖓᓈᓪᓗ ᒥᑏᑦ, ᐊᒡᒋᐊᕐᔪᐃᑦ ᐊᒻᒪᓗ ᖁᒡᔪᐃᑦ ᐅᓪᓗᖃᓲᖑᒋᕗᑦ ᑕᐅᕙᓂ, ᒫᓐᓇᓗ ᑎᖕᒥᐊᖃᕐᕕᖕᒥ.

ᐊᔾᔨᒌᖕᒋᑦᑑᑎᓂᒃ 50-ᖕᒋᓃᑦᑐᓂᒃ ᑎᖕᒥᐊᓚᓴᓂᒃ ᐱᑕᖃᓲᖅ ᑕᐅᕙᓂ ᑎᑎᕋᕈᑕᐅᖃᑦᑕᖅᓯᒪᔪᓂ ᑎᖕᒥᐊᖃᕐᕕᖕᒥ ᑭᓯᐊᓂ ᓇᓗᓇᖅᑐᔾᔮᖕᒋᑦᑐᖅ ᐊᒥᓲᓂᖅᓴᐅᖃᑕᕐᒪᑕ ᐊᔾᔨᒋᖕᒋᑦᑑᑏᑦ ᑎᖕᒥᐊᑦ ᑕᐅᕙᓃᓯᑦ. ᐱᑕᖃᕋᔪᖕᒥᔪᑦ ᑕᐃᒃᑯᐊ ᐸᓯᕕᒃᒥᖕᒑᖅᑐᑦ ᑐᓪᓖᑦ ᐊᒻᒪᓗ ᖃᖅᓴᐅᑦ, ᐃᕿᒡᒐᕕᐊᕐᔪᐃᑦ/ᑎᓄᑎᕋᑦ ᓇᐅᔭᕐᔪᐊᓪᓗ, ᐃᔅᓱᖕᖓᐃᑦ ᒪᕐᕈᒃ ᐊᔾᔨᐊᕐᔪᒃᑑᒃ, ᑐᕝᕕᑎᑦᑏᑦ ᐊᒻᒪᓗ ᓴᐅᕐᕋᐃᑦ. ᑕᐃᔅᓱᒪᓂᓂᒃ ᐅᓂᒃᑳᑦ ᒫᓐᓅᓴᕐᓗ ᖃᐅᔨᓴᖅᑕᐅᓚᐅᖅᑐᑦ ᑎᖕᒥᐊᑦ ᓅᑉᐸᖕᓂᖕᒋᓐᓂᒃ ᑐᑭᓯᓇᕐᓯᔪᑦ ᑕᒪᒃᑯᐊ ᒪᕋᐃᓐᓇᐃᑦ ᓯᒡᔭᖅᐸᓲᐅᓂᖕᒋᑦ ᐃᑲᑦᑐᐊᕐᒥ ᐱᒻᒪᕆᐊᓗᐃᑦ ᓄᖃᖅᑕᕝᕕᐅᖃᑕᕐᓂᕐᒧᑦ ᐊᒥᓱᓄᑦ ᐊᓯᖕᒋᓐᓄᑦ ᐅᑭᐅᖅᑕᖅᑐᒥ ᓯᒡᔭᖅᐸᓯᐅᓂᕐᒦᓲᖑᔪᓄᑦᕐ ᐅᓪᓗᕕᐅᓲᖑᓂᕐᒧᑦ.

ᖁᓕᖕᒋᓃᒻᒪᑕ 13 ᐆᒪᔪᐃᑦ ᐊᒥᓲᖕᒋᓗᐊᓕᕐᓂᕋᖅᑕᐅᓯᒪᔪᑦ (ᑎᑎᖅᑕᐅᓯᒪᓕᖅᑐᑦ ᐊᑖᒍᑦ *ᐆᒪᔪᐃᑦ ᐊᒥᓲᖕᒋᓗᐊᓕᖅᑐᑦ ᒪᓕᒐᖕᒐᒍᑦ* ᖃᐅᔨᓴᖅᑕᐅᓯᒪᓗᑎᒡᓗᓐᓃᑦ COSEWIC-ᑯᓐᓄᑦ-ᑲᓇᑕᒥ ᑲᑎᒪᔨᕋᓛᓄᑦ ᖃᓄᐃᓕᖓᓂᖕᒋᓐᓄᑦ ᐊᒥᓲᔪᓐᓃᖅᐸᓪᓕᐊᓂᖅᑕᐅᓯᒪᔪᑦ ᐆᒪᔪᐃᕐ) ᑎᑭᓯᒪᓇᓱᒋᔭᐅᕙᖕᓂᖕᒋᓐᓄᑦ ᑕᐅᕙᓂ ᐃᑲᑦᑐᐊᕐᒥ, ᐊᕐᕋᒎᑉ ᐃᓚᐃᓐᓇᕋᓗᐊᖕᒐᓂᓗᓐᓃᑦ. ᑎᖕᒥᐊᖃᕐᕕᒃᑕᐅᖅ ᐱᒻᒪᕆᐊᓘᒋᕗᖅ ᐊᐅᔭᒃᑯᑦ ᑎᑭᓯᒪᕝᕕᐅᕙᖕᓂᖅ ᓇᓄᕐᓄᑦ, ᑐᒃᑐᓄᓪᓗ, ᐃᓛᖕᒋᑦ ᓄᓇᐃᑦ ᑕᐅᕙᓂ ᓄᕐᓇᕕᐅᖃᑦᑕᓚᐅᕐᒪᑕ ᑕᐃᔅᓱᒪᓂ.

ᐊᑯᓂᒻᒪᕆᐊᓗᒃ ᐃᓄᐃᑦ ᐱᐅᓯᖃᐃᓐᓇᖅᑐᑦ ᐊᑐᖃᑕᕐᓂᕐᒥᒃ ᑎᖕᒥᐊᖃᕐᕕᖕᒥᒃ. ᐱᐅᓯᑐᖃᕐᒥᓂᒃ ᐊᑐᖅᓯᑎᒃ, ᐃᓄᐃᑦ ᓄᓇᖃᖅᐸᓚᐅᖅᑐᑦ ᑕᐅᕙᓂ ᐊᐅᓪᓛᖅᐸᓚᐅᖅᓯᑎᒡᓗ ᑕᐅᕗᖓ ᓇᑦᑎᖅᓯᐅᖅᓯᒪᓂᖕᒋᓐᓂ, ᐊᐃᕝᕙᖕᓂᐊᕐᓂᖕᒋᓐᓂ, ᕿᓇᓗᒐᖅᓯᐅᕐᓂᖕᒋᓐᓂ, ᒥᑭᒋᐊᖃᑕᕐᓂᖕᒋᓂᓗ ᑎᓇᓚᓂᐊᕐᓂᒃ. ᐊᒥᓯᒐᓴᐅᖕᒥᔪᑦ ᖃᐅᔨᒪᔭᐅᑦᑎᐊᖅᑐᑦ ᐃᓄᖃᕐᕕᐅᕙᓚᐅᖅᑐᑐᖄᓗᐃᑦ ᓄᓇᒥᕝᕕᐅᕙᓚᐅᕐᓂᖕᒋᓪᓗ ᑎᖕᒥᐊᖃᕐᕕᖕᒥ, ᑭᓯᐊᓂ ᑕᒪᒃᑯᐊ ᒪᓕᒐᖅᑎᒍᑦ ᑎᑎᕋᕈᑕᐅᓯᒪᖕᒋᑦᑐᑦ. ᐃᑲᑦᑐᐊᕐᒥ ᑎᖕᒥᐊᖃᕐᕕᒃ ᑎᑭᑕᐅᔪᓐᓇᖅᓯᓲᖅ ᐅᑭᐅᒃᑯᑦ ᓴᑦᓕᕐᒥᐅᓪᓗ ᐃᑖᓐᓂᒃᑯᑦ ᓇᓂᐊᖃᑦᑕᖅᓯᑎᒃ ᐃᓅᔾᔪᑎᒃᓴᒥᓂᒃ ᐊᒻᒪᓗ ᐃᓚᖕᒋᑦ ᐊᑭᓕᖅᑕᐅᓪᓗᑎᒃ ᓇᓂᐊᕈᔾᔨᕙᒃᓯᑎᒃ ᑕᐅᕗᖓ. ᐊᑐᖅᑕᐅᓚᔪᐃᓐᓂᖅᓴᐅᒋᕗᖅ ᑎᖕᒥᐊᖃᕐᕕᒃ ᐃᖃᓗᒃᐱᒃᓯᐅᕐᕕᐅᕙᖕᓂᕐᒧᑦ.

ᐊᐅᓚᑦᑎᔨᐅᖃᑕᐅᓂᖏᑦ ᐊᒻᒪᓗ ᐊᖏᕈᑕᐅᔭᕆᐊᓖᑦ ᑲᒪᒋᔭᐅᕙᖕᓂᖏᑦ

ᒪᓕᒃᑕᐅᔭᕆᐊᖃᕐᓂᖏᓐᓄᑦ *ᓄᓇᕗᒻᒥ ᐊᖏᕈᑏᑦ, ᐃᓄᐃᑦ ᐊᒃᑐᖅᑕᐅᓯᒪᓂᖏᓐᓄᑦ ᐃᑲᔫᓯᐊᖅᑖᕈᑎᒃᓴᖏᓐᓄᓪᓗ ᐊᖏᕈᑎᑦ ᑲᓇᑕᓕᒫᒥ ᐆᒪᔪᖃᕐᕕᖕᓄᑦ ᐊᒻᒪᓗ ᑎᖕᒥᐊᖃᕐᕕᓕᖅᑐᓄᑦ ᓄᓇᕘᑦ ᐃᓗᐊᓂ ᓄᓇᑖᕐᕕᐅᓯᒪᓂᕐᒥ, (ᐃᓄᐃᑦ ᐃᑲᔫᓯᐊᒃᓴᖏᓐᓄᑦ ᐊᖏᕈᑏᑦ)* ᓯᕗᓪᓕᕐᒥ ᐱᔭᕇᖅᑕᐅᖄᓚᐅᖅᑐᑦ 2006-ᖑᑎᓪᓗᒍ, ᐊᑐᖅᑕᐅᓚᐅᖅᑐᓂᒃ 7-ᓄᑦ ᐊᕐᕌᒍᓄᑦ, ᐊᖏᖃᑎᒌᑦᑎᐊᒃᑲᓐᓂᕋᓯᓕᓚᐅᕆᓪᓗᑎᒃ 7-ᑲᓐᓂᐅᓂᐊᓕᕐᒥᔪᓄᑦ ᐊᕐᕋᒍᓄᑦ. ᒪᓕᒐᐃᑦ ᐊᕙᒃᑐᖅᓯᒪᓂᖏᑦ *3-ᖓᓃᑦᑐᑦ* (ᐱᔾᔪᑎᖃᖅᑐᑦ ᐊᐅᓚᑦᑎᔨᐅᖃᑕᐅᔪᓂᒃ) ᑕᒪᒃᑯᓂᖓ ᐃᓄᐃᑦ *ᐃᑲᔫᓯᐊᒃᓴᖏᓐᓄᑦ ᐊᖏᕈᑎᑦ ᑎᑎᖃᐃ ᐅᖃᖅᓯᒪᔪᖃᖅᐳᑦ ᒪᑯᓂᖓ ᑐᕌᒐᖃᕐᓂᖏᓐᓂᒃ:*

a) ᐋᖀᐅᒪᑦᑎᐊᖅᑐᓂᒃ ᐊᐅᓚᑦᑎᔨᐅᖃᑎᖃᕐᓗᑎᒃ ᓄᓇᕗᒻᒥ ᐆᒪᔪᖃᕐᕕᐅᔪᓂᒃ ᑎᖕᒥᐊᖃᕐᕕᖕᓂ; ᑖᒃᑯᐊ ᐃᓅᖅᑯᑎᖏᑦ ᐊᒻᒪᓗ ᐆᒪᔪᓕᕆᔨᒃᑯᑦ, ᒪᓕᒃᑕᐅᑦᑎᐊᕐᓗᑎᒃ ᓄᓇᕗᒻᒥ ᓄᓇᑖᕈᑏᑦ ᐊᖏᕈᑎᖏᑦ ᐊᒻᒪᓗ ᐱᓗᐊᖅᑐᒥᒃ ᑎᑎᕋᖅᓯᒪᓂᖏᑦ ᑕᐃᑲᓂ 9-ᒥ, 5-ᒥᓗ;

b) ᐃᓯᒪᓕᐅᖅᑎᐅᖃᑕᕐᓗᑎᒃ ᓄᓇᕗᒻᒥ ᐆᒪᔪᖃᕐᕕᖕᓄᑦ ᑎᖕᒥᐊᖃᕐᕕᖕᓄᓪᓗ ᐱᒻᒪᕆᐅᔪᓂᒃ ᑐᑭᐅᓯᒪᑦᑎᐊᖃᑦᑕᕐᓗᑎᒃ ᐊᑐᕈᓐᓇᕐᓗᑎᒃ ᐃᓄᐃᑦ ᖃᐅᔨᒪᔭᑐᖃᖏᓐᓂᒃ; ᐊᒻᒪᓗ

c) ᓄᓇᓖᑦ ᐃᓄᐃᑦ ᐃᓚᒋᔭᐅᖃᑕᕐᓗᑎᒃ ᐸᕐᓇᐃᕙᖕᓂᕐᒧᑦ ᐊᐅᓚᑦᑎᔨᐅᓂᕐᒧᓪᓗ ᓄᓇᕗᒻᒥ ᐆᒪᔪᖃᕐᕕᖕᓂᒃ ᐊᒻᒪᓗ ᑎᖕᒥᐊᖃᕐᕕᖕᓂᒃ.

ᑲᓇᑕᒥ ᐆᒪᔪᓕᕆᔨᒃᑯᑦ ᐊᐅᓚᑦᑎᕙᒃᑐᑦ ᐃᑲᑦᑐᐊᕐᒥ ᑎᖕᒥᐊᖃᕐᕕᖕᒥᒃ ᐃᓚᒋᓪᓗᓂᒋᑦ ᐃᕐᓂᐅᕐᕕᒃᑯᑦ ᐊᕙᒃᑐᖅᓯᒪᓂᖏᓐᓄᑦ ᐊᐅᓚᑦᑎᔨᐅᖃᑕᐅᓂᕐᒧᑦ ᑲᑎᒪᔨᕋᓛᖏᓐᓂ (ᐃᕐᓂᐅᕐᕕᒃᑯᑦ ᐊᐅᓚᑦᑎᔨᐅᖃᑕᐅᓂᕐᒧᑦ ᑲᑎᒪᔨᕋᓛᑦ) ᓴᓪᓕᓂ, ᓄᓇᕗᑦ. ᐊᕙᒃᑐᖅᓯᒪᓂᖏᓐᓄᑦ ᐊᐅᓚᑦᑎᔨᐅᖃᑕᐅᔪᑦ ᑲᑎᒪᔨᕋᓛᑦ ᐅᖃᐅᔾᔨᕆᐊᖅᑎᐅᕙᒃᑐᑦ ᑕᒪᐃᓐᓂᑦᑎᐊᖅ ᐱᔾᔪᑎᖃᖅᑐᓂᒃ ᑎᖕᒥᐊᖃᕐᕕᐅᑉ ᐊᐅᓚᑕᐅᓂᖓᓂᒃ, ᑕᒪᐃᓐᓂᓪᓗ ᐱᒻᒪᕆᐅᔪᓂᒃ ᐊᑐᐊᒐᓕᕆᓂᕐᒥᒃ ᐃᓯᒪᓕᐅᕈᑕᐅᔭᕆᐊᖃᖅᑐᓂᒃ ᐊᒃᑐᐃᓂᖃᕐᓂᐊᖅᑐᓂᒃ ᑎᖕᒥᐊᖃᕐᕕᖕᓂᒃ. ᑕᒪᓐᓇ ᐱᖃᓯᐅᔾᔨᑭᕗᖅ ᐅᖃᐅᔾᔨᕆᐊᖅᑎᐅᖃᑕᕐᓂᖏᓐᓂᒃ ᐊᐅᓚᑦᑎᓂᕐᒧᑦ ᐸᕐᓇᐅᑎᓕᕆᓂᕐᒥᒃ, ᑲᒪᔨᐅᓂᕐᒥᒃ ᐱᔪᓐᓇᐅᑎᑖᕋᓱᒃᑐᓂᒃ ᐆᒃᑐᕈᑎᓂᒃ, ᖃᓄᑐᐃᓐᓇᖅ ᖃᐅᔨᓴᖅᑐᖃᕐᓂᐊᖅᐸᑦ ᑎᖕᒥᐊᖃᕐᕕᖕᒥᒃ, ᐊᐅᓚᑕᐅᓂᖏᓐᓂᒃ ᓴᐳᓐᓂᐊᖅᑕᐅᓂᖏᓐᓂᓗ ᐆᒪᔪᐃᑦ, ᐆᒪᔪᖃᕐᕕᐅᓂᖏᓐᓂᓪᓗ, ᐊᒻᒪᓗ ᓄᓇᐃᑦ ᐊᑐᖅᑕᐅᕙᖕᓂᖏᓐᓂᒃ. ᐃᕐᓂᐅᕐᕕᒃᑯᑦ ᐱᖓᓲᔪᖅᑐᓂᒃ 6-ᓂᒃ ᑲᑎᒪᔨᖃᖅᑐᑦ, ᐱᖓᓱᑦ ᑎᒃᑯᐊᖅᑕᐅᓯᒪᓪᓗᑎᒃ ᑭᕙᓪᓕᕐᒥ ᐃᓄᐃᑦ ᑲᑐᔾᔨᖃᑎᒌᖏᓐᓄᑦ, ᐱᖓᓱᓪᓗ ᑎᒃᑯᐊᖅᑕᐅᓯᒪᓪᓗᑎᒃ ᑲᓇᑕᐅᑉ ᒥᓂᔅᑕᖓᑕ ᐊᕙᑎᓕᕆᓂᕐᒧᑦ. ᑕᓪᓕᒪᐃᑦ ᑲᑎᒪᔨᖏᑦ ᓴᓪᓕᕐᒥᐅᑕᐅᕗᑦ ᐊᔪᕐᓇᖏᑦᑕᕌᖓᓪᓗ ᑎᒃᑯᐊᖅᑕᐅᓯᒪᔪᖅᐸᒃᑐᖅ ᓄᓇᓕᖕᓂ ᓄᓇᓕᕆᔩᓂᒃ ᓄᓇᒥᐅᑕᓕᕆᔩᓂᓪᓗ ᑲᑎᒪᔨᕋᓛᓂᒃ; ᐊᒥᐊᒃᑯᖓᑦ ᑲᑎᒪᔩᐅᔪᖅ ᐆᒪᔪᓕᕆᔨᒃᑯᓐᓂᒃ ᐱᓕᕆᔩᐅᕙᒃᑐᖅ.

ᒪᓕᒃᑕᐅᓪᓗᑎᒃ ᐃᓄᐃᑦ ᐃᑲᔫᓯᐊᒃᓴᖏᓐᓄᑦ ᐊᖏᕈᑏᑦ ᐃᕐᓂᐅᕐᕕᒃᑯᑦ ᐊᐅᓚᑦᑎᔨᐅᖃᑕᐅᔪᑦ ᑎᑎᕋᓚᐅᖅᑐᑦ ᐊᐅᓚᑦᑎᓂᕐᒧᑦ ᐸᕐᓇᐅᑎᓂᒃ ᑐᑭᓯᓂᐊᕐᕕᐅᖅᑕᖅᓯᑎᒃ ᐃᓄᐃᑦ, ᑭᕙᓪᓕᕐᒥᐅᑦ ᐃᓄᐃᑦ ᑲᑐᔾᔨᖃᑎᒌᖏᑦ, ᑐᓐᖓᕕᒃᑯᑦ ᓄᓇᓕᖕᓂᓗ ᐃᓚᐅᔪᒪᔪᑦ ᓴᓪᓕᓂ. ᐊᐅᓚᑦᑎᔨᐅᖃᑕᐅᔪᑦ ᑲᑎᒪᔨᕋᓛᖏᑦ ᐊᑐᓕᖁᔭᓕᐅᕐᓂᐊᖅᐳᑦ ᐱᔭᕇᖅᑕᐅᓯᒪᓕᖅᑐᓂᒃ

ᐊᐅᓚᕐᑎᓂᕐᒧᑦ ᐸᕐᓇᐅᑎᓂᒃ ᑕᐃᒃᑯᓄᖓ ᓄᓇᕗᒻᒥ ᐆᒪᔪᓕᕆᔨᕐᔪᐊᒃᑯᑦ ᑲᑎᒪᔨᖏᓐᓄᑦ (ᐆᒪᔪᓕᕆᔨᕐᔪᐊᒃᑯᑦ) ᐊᖏᖅᑕᐅᖁᓗᒋᑦ ᐊᑐᕐᓗᑎᒃ ᐃᓗᓕᖏᓐᓃᑦᑐᓂᒃ *5.2.34(c)-ᒥ ᐊᒻᒪᓗ 5.3.16-ᖓᓂ ᓄᓇᕗᒻᒥ ᓄᓇᑖᕈᑎᓂᒃ ᐊᖏᕈᑎᓂᒃ.* ᐊᐅᓚᕐᑎᔨᐅᖃᑕᐅᓂᕐᒧᑦ ᑲᑎᒪᔨᕋᓛᑦ ᑐᓂᓯᓂᐊᖅᑐᑦ ᑭᕙᓪᓕᕐᒥ ᐃᓄᐃᑦ ᑲᑐᔾᔨᖃᑎᒌᖏᓐᓄᑦ, ᑐᓐᖓᕕᒃᑯᓐᓄᓪᓗ, ᐊᔾᔨᖏᓐᓂᒃ ᐱᔭᕇᖅᑕᐅᓯᒪᔪᓂᒃ ᐊᐅᓚᕐᑎᓂᕐᒧᑦ ᐸᕐᓇᐅᑎᓂᒃ, ᑐᔪᐃᓂᐊᓕᕈᑎᒃ ᐸᕐᓇᐅᑎᓕᐊᕆᔭᒥᓂᒃ ᓄᓇᕗᒻᒥ ᐆᒪᔪᓕᕆᔨᕐᔪᐊᒃᑯᓐᓄᑦ (ᐊᑐᕐᓗᑎᒃ *ᐃᓄᐃᑦ ᐃᑲᔫᓯᐊᓴᖏᓐᓄᑦ ᐊᖏᕈᑏᑦ 3.6.2).* ᒪᓕᒡᓗᑎᒃ ᐃᓱᒪᓕᐅᖅᑎᐅᔪᓐᓈᕐᓂᖏᓐᓂᒃ ᐱᔪᓐᓇᕐᓂᖏᑦ ᐊᑕᒍᑦ ᓄᓇᕗᒻᒥ ᓄᓇᑖᕈᑎᑎᒍᑦ ᐊᖏᕈᑎᒃᑯᑦ, ᐆᒪᔪᓕᕆᔨᕐᔪᐊᒃᑯᑦ ᐅᕝᕙᓗᓐᓃᑦ ᒥᓂᔅᑕᐅᔪᖅ ᐊᖏᕈᑎᖃᖏᑉᐸᑦ, ᑕᒪᐃᓐᓂᒃ, ᐃᓚᐃᓐᓇᖏᓐᓂᒡᓗᓐᓃᑦ, ᑕᐃᒃᑯᓂᖓ ᐸᕐᓇᐅᑎᓂᒃ, ᐊᒻᒪᓗ ᐅᑎᖅᑎᑕᐅᒍᑎᒃ ᐊᐅᓚᕐᑎᔨᖃᑕᐅᔪᑦ ᑲᑎᒪᔨᕋᓛᖏᓐᓄᑦ, ᐃᓱᒪᒃᓴᖅᓯᐅᕈᑕᐅᑲᓐᓂᖁᔭᐅᓗᑎᒃ, ᐊᐅᓚᕐᑎᔨᐅᖃᑕᐅᓂᕐᒧᑦ ᑲᑎᒪᔨᕋᓛᑦ ᐃᓱᒪᒃᓴᖅᓯᐅᕈᑎᐊᒃᑲᓐᓂᕆᐊᖃᕐᓂᐊᖅᑐᑦ ᐊᐅᓚᕐᑎᓂᕐᒧᑦ ᐸᕐᓇᐅᑎᓂᒃ ᑐᓂᒃᑲᓐᓂᕐᓂᐊᕐᒪᒋᑦ ᑭᖑᓪᓕᕐᒥᒃ ᐃᓱᒪᓕᐅᕈᑕᐅᑲᓂᕐᓂᐊᕐᒪᑕ ᐆᒪᔪᓕᕆᔨᕐᔪᐊᒃᑯᓐᓄᑦ ᐊᖏᖅᑕᐅᔪᓐᓇᕐᓂᖅ. ᒥᓂᔅᑕᐅᔪᖅ ᐊᖏᕈᑎᖃᖅᐸᑦ ᐊᐅᓚᕐᑎᓂᕐᒧᑦ ᐸᕐᓇᐅᑎᒃᓴᓕᐊᖏᓐᓂᒃ, ᒥᓂᔅᑕᐅᔪᖅ ᑲᔪᓯᑎᑦᑎᒋᐊᕈᓐᓇᖅᐳᖅ ᑕᒪᐃᓐᓂᒃ ᐃᓗᓕᖏᓐᓂᒃ ᐱᔭᒃᓴᓂᒃᑕᐅᓯᒪᔪᓂᒃ, ᐊᑐᓕᖅᑎᑦᑎᕙᓪᓕᐊᓗᓂᓗ.

ᑐᑭᓯᓇᑦᑎᐊᒃᑲᓐᓂᖁᓗᒍ, ᖃᐅᔨᒪᔭᐅᓕ ᐱᑕᖃᖅᑐᖃᓐᖏᒪᑦ ᑖᒃᑯᓇᓂ ᐊᐅᓚᕐᑎᓂᕐᒧᑦ ᐸᕐᓇᐅᑎᓅᑦᑐᓂᒃ ᑎᑎᕋᖅᓯᒪᔪᖃᕐᓂᖅ, ᐊᑐᖅᑎᑦᑎᑕᐃᓕᒪᓂᕋᐃᔪᒥᒃ, ᖁᔭᓈᖅᓯᔾᔪᑕᐅᓂᕋᐃᔪᒥᓪᓗᓐᓃᑦ ᑕᐃᒃᑯᓂᖓ ᓴᐳᓐᓂᐊᕈᑕᐅᕌᓂᒃᓯᒪᔪᓂᒃ ᐃᓕᑕᕆᔭᐅᓯᒪᔪᓂ ᒫᓐᓇᐅᔪᖅ ᓄᓇᖃᖅᑐᑐᖃᐅᔪᓄᑦ ᓄᓇᑖᕈᑎᖃᖅᑐᓄᓪᓗ ᐱᔪᓐᓇᐅᑎᖃᕐᕕᐅᔪᓂᒃ ᐃᓄᖁᑎᖏᓐᓄᑦ ᑲᓇᑕᒥ ᐃᓕᑕᕆᔭᐅᓯᒫᓂᖕᒪᑕ, ᐊᖏᕈᑕᐅᓯᒪᑦᑎᐊᖅᓱᑎᒃ *ᐱᔪᓐᓇᐅᑎᒋᔭᖏᑦ ᒪᓕᒐᕐᔪᐊᖅᑎᒍᑦ ᑲᓇᑕᒥ ᐃᓗᓕᖏᓐᓂᒃ 35-ᒥ ᑲᓇᑕᐅᑉ ᒪᓕᒐᕐᔪᐊᖁᑎᖏᓐᓂ, 1982-ᒥ.*

ᒪᒃᐱᒐᐃᑦ ᖃᓄᐃᓕᖓᓂᖏᑦ

ᑎᑎᕋᖅᓯᒪᓂᖏᑦ ᐊᕕᒃᑐᖅᓯᒪᔪᓂᒃ ᑕᑯᑎᑦᑎᔾᔪᑏᑦ......x
ᑎᑎᕋᖅᓯᒪᓂᖏᑦ ᑕᑯᔭᒃᓴᐃᑦ......xi
ᑎᑎᕋᖅᓯᒪᓂᖏᑦ ᓇᐃᓪᓕᒋᐊᖅᑕᐅᓯᒪᔪᑦ ᑎᑎᖃᐃᑦ ᖃᓪᓗᓈᑎᑐᑦ......
1 ᐅᖃᐅᓯᐅᑦᑎᐊᕐᓂᖏᑦ ᓴᐳᓐᓂᐊᖅᑕᐅᓯᒪᔪᑦ ᓄᓇᐃᑦ......1
1.1 ᐊᕕᒃᑐᖅᓯᒪᓂᖓᑕ ᖃᓄᐃᓕᖓᓂᖓ......8
1.2 ᖃᓄᖅ ᐱᕙᓪᓕᐊᓚᐅᕐᒪᖔᑦ......9
1.3 ᓄᓇᕐᑯᑎᒋᔭᐅᓂᖏᑦ ᐊᒻᒪ ᐊᑐᖅᑕᐅᔪᓐᓇᕐᓂᖏᑦ......10
1.4 ᐃᓪᓗᕐᑯᑎᒋᔭᐅᔪᑦ ᐱᕐᑯᑏᓪᓗ......11
2 ᐊᕙᑎᖏᑦ ᐊᕙᑎᒥᐅᑕᖃᕐᓂᖏᓪᓗ......13
2.1 ᓄᓇᒥᐅᑕᐃᓪᓗ ᐃᒪᕐᒥᐅᑕᐃᓪᓗ ᐆᒪᔪᖃᕐᕕᐃᑦ......13
2.2 ᑎᖕᒥᐊᑦ......15
2.2.1 ᑲᖑᐃᑦ......15
2.2.2 ᓯᒡᔭᖅᐸᓯᐅᓂᕐᒦᓲᑦ ᑎᖕᒥᐊᑦ......20
2.2.3 ᐊᓯᖏᑦ ᑎᖕᒥᐊᑦ......20
2.3 ᐊᓯᖏᑦ ᐆᒪᔪᐃᑦ......21
2.3.1 ᓄᓇᒥᐅᑕᐃᑦ ᐆᒪᔪᐃᑦ ᐋᒪᒪᒃᑎᑦᑎᓲᑦ ᐱᒥᓂᒃ......21
2.3.2 ᑕᕆᐅᕐᒥᐅᑕᐃᑦ ᐆᒪᔪᐃᑦ......22
2.3.3 ᑕᕆᐅᖑᖏᓐᓂᕐᒥ ᑕᓯᕐᒥᐅᑕᐃᑦ ᑕᕆᐅᕐᒥᐅᑕᐃᓪᓗ ᐃᖃᓗᒐᓴᐃᑦ......22
2.4 ᐱᕈᖅᑐᖃᕐᓂᖓ ᓄᓇ......23
2.5 ᐆᒪᔪᐃᑦ ᐊᒥᓲᖏᓗᐊᓕᖅᑐᑦ......23
2.6 ᑕᒫᓂᕐᒥᐅᑕᑐᖃᐅᙱᑦᑐᑦ ᐆᒪᔪᐃᑦ/ᖁᑉᐱᕐᕈᐃᓗᓐᓃᑦ, ᐱᕈᖅᑐᓪᓗᓐᓃᑦ ᐱᑕᖃᕐᓂᖏᑦ......25
3 ᐃᓕᖅᑯᓯᑐᖃᕐᒥᒍᑦ ᐊᑐᒐᕆᔭᐅᕙᖕᓂᖏᑦ......26
3.1 ᐃᓕᖅᑯᓯᑐᖃᕐᒥᒍᑦ ᓄᓇᒥ ᐱᕐᑯᑎᕕᓃᑦ ᐊᑐᖅᑕᐅᕙᓚᐅᕐᓂᖏᑦ ᑐᑭᖃᕐᓂᖏᓄᓪᓗ ᖃᐅᔨᓴᖅᑕᐅᓯᒪᔪᑦ......26
3.2 ᑕᐃᒪᖓᓂᒃ ᐃᓄᐃᑦ ᐊᑐᖃᑦᑕᕐᓂᖏᑦ ᓄᓇᒥᒃ......27
3.3 ᒫᓐᓇᐅᓕᖅᑐᖅ ᐃᓄᐃᑦ ᐊᑐᖃᑦᑕᕐᓂᖏᑦ ᓄᓇᒥᒃ......32
4 ᑐᕌᒐᕆᔭᐅᔪᑦ ᐊᒻᒪ ᐱᔭᕇᖅᑕᐅᔪᒪᔪᑦ......33
4.1 ᑕᐅᑐᒐᕆᔭᐅᔪᑦ......33
4.2 ᑐᕌᒐᕆᔭᐅᔪᑦ ᐊᒻᒪ ᐱᔭᕇᖅᑕᐅᔪᒪᔪᑦ......33
4.3 ᖃᐅᔨᒋᐊᖃᑕᕐᓂᖅ......35
5 ᐊᐅᓚᑦᑎᓂᕐᒥᒃ ᐃᓱᒪᒃᓴᖅᓯᐅᕈᑎᒃᓴᐃᑦ......36
6 ᐊᐅᓚᑦᑎᔨᐅᓂᕐᒧᑦ ᖃᓄᐃᓕᐅᕈᑎᒃᓴᐃᑦ......42
6.1 ᐱᐅᓯᑐᖃᕐᒥᒍᑦ ᓄᓇᒥᐅᑕᓂᒃ ᐊᐅᓚᑦᑎᓂᖅ......42
6.1.1 ᐱᐅᓯᕆᔭᒥᒍᑦ ᐊᒻᒪ ᐃᓄᖁᑎᖏᓄᑦ ᐊᑐᖅᑕᐅᖃᐃᓐᓇᕐᓂᖏᑦ......42
6.1.2 ᐆᒪᔪᖃᕐᕖᑦ ᐱᒻᒪᕆᐅᔪᑦ ᐃᓄᖕᓄᑦ......43
6.1.3 ᐃᓄᐃᑦ ᑕᐅᕙᓂ ᑕᐃᒎᓯᑐᖃᖏᑦ ᓄᓇᒧᑦ ᐃᒪᕐᓄᓪᓗ......44
6.2 ᐆᒪᔪᓕᕆᓂᕐᒥᒃ ᐊᒻᒪ ᐆᒪᔪᖃᕐᕕᐅᕙᖕᓂᖏᖕᓂᒃ......44
6.2.1 ᐊᓯᔾᔨᖅᑕᐅᓂᖓ ᐃᓕᑕᕆᔭᐅᓯᒪᔪᖅ ᖃᓄᐃᑦᑑᓂᖓᓂ ᓴᐳᓐᓂᐊᖅᓯᒪᕖᐅᓂᖅ......44
6.2.2 ᐊᒥᓲᓗᐊᓕᕐᓂᖏᑦ ᑲᖑᐃᑦ......45
6.2.3 ᐆᒪᔪᐃᑦ ᐊᒥᓲᖏᓗᐊᓕᖅᑐᑦ......45
6.2.4 ᑕᒫᓂᕐᒥᐅᑕᑐᖃᐅᙱᑦᑐᑦ ᐆᒪᔪᐃᑦ/ᖁᑉᐱᕐᕈᐃᓗᓐᓃᑦ ᐱᕈᖅᑐᓪᓗᓐᓃᑦ ᐱᑕᖃᕐᓂᖏᑦ......46
6.2.5 ᐊᖑᓇᓱᒃᐸᖕᓂᖅ......46
6.2.6 ᑎᖕᒥᓲᑦ ᐃᖏᕐᕋᕙᖕᓂᖏᑦ ᑕᐅᕙᓂ......47
6.2.7 ᑕᕆᐅᕐᒥ ᐅᒥᐊᖅᑐᕐᓂᖅ/ᐅᒥᐊᕐᔪᐊᖃᕐᓂᖅ......47
6.3 ᓇᐅᑦᑎᖅᑐᐃᔭᖅᑐᕐᕕᐅᖃᑦᑕᓂᖏᑦ ᖃᐅᔨᓴᕐᕕᐅᕙᖕᓂᖏᓪᓗ......48

6.4 ᐃᓄᖁᑎᒋᔭᐅᔪᓂᒃ ᖃᐅᔨᒪᑎᑦᑎᓂᖅᓴᐅᔭᓇᐊᖃᕐᓂᖅ ᐊᒻᒪ ᖃᐅᒪᔭᐅᔭᓇᐊᓕᖕᓂᒃ ᐊᐅᓚᑦᑎᕙᖕᓂᖅ 49
6.4.1 ᓄᓇᓖᑦ ᐅᔾᔨᕈᓱᖕᓂᖅᓴᐅᔪᓐᓇᕐᓂᖏᑦ ᑐᑭᓯᐅᒪᔭᕆᐊᖃᕐᓂᖏᓪᓗ.. 50
6.4.2 ᐃᓄᖁᑎᒋᔭᐅᔪᑦ ᐅᔾᔨᕈᓱᖕᓂᖅᓴᐅᖃᑕᐅᔪᓐᓇᕐᓂᖏᑦ 50
6.4.3 ᐃᓕᓐᓂᐊᖅᑐᓄᑦ ᑐᕋᖓᔪᑦ ᐱᓕᕆᐊᒃᓴᐃᑦ.. 51
6.4.4 ᓂᐅᕿᐊᓂᒃ ᐳᓚᕋᑦᑐᓕᕆᓂᕐᒥᒃ ᐱᓕᕆᐊᖃᕐᓂᖅ 52
6.4.5 ᓄᓇᒦᕝᕕᐅᕙᒃᑐᑦ ᑕᖕᓛᕐᕕᐅᕙᒃᑐᓪᓗ 53
6.4.6 ᐃᓄᖕᓄᑦ ᐱᖁᑎᒋᔭᐅᔪᑦ ᓄᓇᐃᑦ.. 54
6.4.7 ᒪᓕᒐᓕᔭᐅᔪᓂᒃ ᒪᓕᒃᑕᐅᑲᐃᓇᓱᖕᓂᖅ 54
6.4.8 ᐊᕕᒃᑐᖅᓯᒪᓂᖏᓐᓂ ᖃᓄᐃᓕᐅᕈᑕᐅᕙᒃᑐᑦ ᐱᒋᐊᖅᑎᑕᐅᓯᒪᓕᖅᑐᓪᓗ 55
7 ᐊᖏᕈᑕᐅᓯᒪᔭᕆᐊᓖᑦ ᐱᓕᕆᐊᒃᓴᐃᑦ, ᐊᔪᕐᓇᖅᑎᑕᐅᔪᑦ ᐱᓕᕆᐊᕕᐅᔪᓐᓇᕐᓂᕐᒧᑦ ᐊᒻᒪ ᐊᔪᖅᑎᑕᐅᔪᑦ ᑎᑭᓯᒪᕕᐅᔪᓐᓇᕐᓂᖏᓐᓄᑦ 57
7.1 ᐊᐅᓚᑦᑎᔨᓄᑦ ᐊᖏᖅᑕᐅᔾᔪᑏᑦ..58
7.1.1 ᐊᖏᖅᑕᐅᖃᑕᕐᓂᖏᑦ ᐱᔪᓐᓇᐅᑏᑦ 58
7.1.2 ᓄᓇᕗᒻᒥ ᐃᓄᐃᑦ ᐱᓕᕆᔪᓐᓇᕐᓂᖏᑦ ᐱᔪᓐᓇᐅᑎᖃᖏᓪᓗᑎᒃ.. 59
7.1.3 ᓄᓇᕗᒻᒥᐅᑦ ᐃᓄᐃᑦ ᐱᓕᕆᐊᕆᔪᓐᓇᖅᑕᖏᑦ ᑭᓯᐊᓂ ᐱᔪᓐᓇᐅᑎᖃᕈᑎᒃ 60
7.1.4 ᐃᓄᓪᓚᓇᐅᖏᑦᑐᓄᑦ ᐱᓕᕆᐊᖃᕈᓐᓇᕐᓂᖏᑦ ᐱᔪᓐᓇᐅᑎᖃᖏᓗᑎᒃ 60
7.1.5 ᐃᓄᓪᓚᓇᐅᖏᑦᑐᑦ ᐱᓕᕆᔪᓐᓇᕐᓂᖏᑦ ᐊᖏᖅᑕᐅᔪᓐᓇᖅᑐᑦ ᑭᓯᐊᓂ ᐱᔪᓐᓇᐅᑎᖃᕐᓗᑎᒃ 60
7.1.6 ᐱᓕᕆᔪᓐᓇᕐᓂᖅ ᐊᖏᖅᑕᐅᓯᒪᔪᑦ ᐱᔪᓐᓇᐅᑎᖃᕐᓂᕐᒧᑦ ᐃᓄᖕᓄᑦ ᐱᖁᑎᒋᔭᐅᔪᓂ ᓄᓇᓂ 61
7.1.7 ᑲᓇᑕᒥ ᐱᔪᓐᓇᐅᑎᓂᒃ ᐱᓇᓱᐊᖃᑦᑕᕈᓐᓇᕐᓂᕐᒧᑦ ᐱᐅᓯᕆᔭᐅᕙᒃᑐᑦ ᐊᑐᖅᑕᐅᔭᕆᐊᓖᑦ 61
7.2 ᐊᓯᖏᑦ ᑲᓇᑕᐅᑉ ᒐᕙᒪᒃᑯᖏᓐᓄᑦ ᐊᒻᒪ ᓄᓇᕗᑦ ᒐᕙᒪᖏᓐᓄᑦ ᐊᖏᕈᑕᐅᕙᒃᑐᑦ ᐊᒻᒪ ᐊᒻᒪ
ᐱᔪᓐᓇᐅᑎᐅᕙᖕᒥᔪᑦ 63
8 ᓄᓇᖏᑦ ᑎᖏᒥᐊᕐᖃᕐᕕᐅᑉ ᖃᓄᐃᓕᐅᕐᕕᐅᓂᖏᓐᓄᑦ ᑕᐃᔭᐅᓂᖏᑦ ᐃᓕᑕᕆᔭᐅᓯᒪᓂᖏᓪᓗ.....................................64
9 ᐋᓐᓂᖅᑕᐅᑦᑕᐃᓕᒪᑎᑦᑎᓂᖅ, ᐋᓂᐊᖅᑐᓕᕆᓂᖅ ᐊᒻᒪ ᐅᓗᕆᐊᖅᑐᓕᕆᓂᖅ 70
9.1 ᓇᓄᐃᑦ ᑐᖅᑯᑕᐅᕙᖕᓂᖏᑦ 71
10 ᐊᑐᓕᖅᑎᑦᑎᕙᓪᓕᐊᓂᖅ 72
11 ᐸᕐᓇᐅᑏᑦ ᐊᑐᓕᖅᑎᑕᐅᓂᖏᑦ..74
11.1 ᐊᐅᓚᑦᑎᓂᕐᒧᑦ ᐸᕐᓇᐅᑏᑦ ᐋᕿᒋᐊᖅᑕᐅᔪᓐᓇᕐᓂᖏᑦ...77
11.2 ᐊᐅᓚᑦᑎᔨᐅᔪᓐᓇᖅᑐᑦ ᐊᒻᒪ ᑎᓕᔭᐅᓯᒪᓂᖏᑦ 77
12 ᐱᓕᕆᖃᑎᒌᑦᑎᐊᕈᓐᓇᕐᓂᖅ...78
12.1 ᐃᓄᐃᑦ ᐊᒻᒪ ᒐᕙᒪᐃᑦ ᐱᓕᕆᖃᑎᒌᒍᓐᓇᕐᓂᖏᑦ 78
12.2 ᓄᓇᕗᑦ ᒐᕙᒪᐃᑦ...78
13 ᐅᖃᓕᒫᒐᕐᓂᒃ ᑐᑭᓯᓂᐊᕐᕕᐅᓯᒪᓂᖏᑦ...80
ᑎᑎᖃᐃᑦ ᐃᓚᒃᑲᓐᓂᖏᑦ..84
ᑎᑎᖃᐃᑦ ᐃᓚᒃᑲᓐᓂᖏᑦ A: ᒪᓕᒐᖅᑎᒍᑦ ᐅᓂᒃᑳᖅᑕᐅᑦᑎᐊᕐᓂᖏᑦ ᓄᓇᐃᑦ ᓇᓃᓐᓂᖏᑦ..85

ᑎᑎᕋᖅᓯᒪᓂᖏᑦ ᐊᕕᒃᑐᖅᓯᒪᔪᓂᒃ ᑕᑯᑎᑦᑎᔾᔪᑏᑦ

ᐊᕕᒃᑐᖅᓯᒪᔪᓂᒃ ᑕᑯᑎᑦᑎᔾᔪᑦ 1: ᐃᑲᑦᑐᐊᖅᑐᒥ ᑎᖕᒥᐊᕐᑲᕐᕕᖕᒥᒃ ᓇᐃᓈᖅᓯᒪᔪᓂᒃ ᕐᑲᐅᔨᒪᑎᑦᑎᒋᐊᕈᑏᑦ..................... 3
ᐊᕕᒃᑐᖅᓯᒪᔪᓂᒃ ᑕᑯᑎᑦᑎᔾᔪᑦ 2: ᐊᕕᒃᑐᖅᓯᒪᓂᖓᑕ ᕐᑲᓄᐃᓕᖓᓂᖏᑦ ᐊᒻᒪᓗ ᐆᒪᔪᕐᑲᕐᓂᖏᑦ ᐊᕙᓗᐊᓂ ᓇᓗᓇᐃᒃᑯᑦᑎᖅᑕᐅᓯᒪᓂᖏᑦ ᑎᖕᒥᐊᕐᑲᕐᕕᖕᒥ..................... 9
ᐊᕕᒃᑐᖅᓯᒪᔪᓂᒃ ᑕᑯᑎᑦᑎᔾᔪᑦ 3: ᐃᒡᓗᕐᑯᑎᒋᔭᐅᔪᑦ ᐱᕐᑯᑏᓪᓗ ᑎᖕᒥᐊᕐᑲᕐᕕᖕᒥ..................... 11
ᐊᕕᒃᑐᖅᓯᒪᔪᓂᒃ ᑕᑯᑎᑦᑎᔾᔪᑦ 4: ᐆᒪᔪᐃᑦ ᐊᒥᓲᖏᓗᐊᓕᕐᓂᖏᑦ ᑎᖕᒥᐊᕐᑲᕐᕕᖕᒥ..................... 24
ᐊᕕᒃᑐᖅᓯᒪᔪᓂᒃ ᑕᑯᑎᑦᑎᔾᔪᑦ 5: ᐃᓄᐃᑦ ᐃᓕᖅᑯᓯᑐᕐᑲᖏᓐᓂᒃ ᑕᐃᒎᓯᑦ ᓄᓇᓂᒃ ᐃᒪᕐᓂᓗᓐᓃᑦ ᑎᖕᒥᐊᕐᑲᕐᕕᖕᒥ (ᐋᕐᑭᒋᐊᖅᑕᐅᑦᑎᐊᒃᑲᓐᓂᖅᑐᑦ ᐃᓄᐃᑦ ᐱᐅᓯᑐᕐᑲᖏᓐᓂᒃ ᐸᐸᑦᑎᔨᒃᑯᑦ ᑎᑎᕐᑲᕐᑯᑎᖏᓐᓂᒃ)..................... 30
ᐊᕕᒃᑐᖅᓯᒪᔪᓂᒃ ᑕᑯᑎᑦᑎᔾᔪᑦ 6: ᐊᐅᓚᑦᑎᓂᕐᒧᑦ ᑐᕌᒐᕆᔭᐅᔪᑦ ᐊᒻᒪᓗ ᐱᔭᕇᖅᑕᐅᔪᒪᔪᑦ..................... 34
ᐊᕕᒃᑐᖅᓯᒪᔪᓂᒃ ᑕᑯᑎᑦᑎᔾᔪᑦ 7: ᓇᐃᓈᖅᑕᐅᓯᒪᔪᑦ ᐊᐅᓚᑦᑎᓂᖏᓐᓂᒃ ᐃᓱᒪᒃᓴᖅᐅᓯᕈᑎᒃᓴᐃᓪᓗ ᐊᒻᒪᓗ ᕐᑲᓄᐃᓕᐅᕈᑎᒃᓴᖏᓪᓗ...................... 39
ᐊᕕᒃᑐᖅᓯᒪᔪᓂᒃ ᑕᑯᑎᑦᑎᔾᔪᑦ 8: ᒪᓕᒐᕆᔭᐅᔪᑦ ᕐᑲᓄᐃᓕᖓᔭᓇᐊᕐᑲᕐᓂᖏᓐᓄᑦ ᑎᒃᑯᐊᖅᑕᐅᔪᓐᓇᕐᓂᐊᕈᓂ ᐃᑲᑦᑐᐊᖅ ᑲᓇᑕᓕᒫᒥ ᑎᖕᒥᐊᕐᑲᕐᕕᐅᓂᕐᒧᑦ...................... 65
ᐊᕕᒃᑐᖅᓯᒪᔪᓂᒃ ᑕᑯᑎᑦᑎᔾᔪᑦ 9: ᓇᐃᓈᖅᑕᐅᓯᒪᔪᑦ ᕐᑲᐅᔨᓴᖅᑎᐅᓚᐅᖅᑐᑦ ᓇᐅᑦᑎᖅᑐᐃᔭᖅᑐᕐᑲᑦᑕᖅᓯᒪᔪᓪᓗ ᑎᖕᒥᐊᕐᑲᕐᕕᖕᒥᒃ..................... 67
ᐊᕕᒃᑐᖅᓯᒪᔪᓂᒃ ᑕᑯᑎᑦᑎᔾᔪᑦ 10: ᑕᓪᓕᒪᓄᑦ ᐊᕐᑮᒍᓄᑦ ᐊᐅᓚᑦᑎᓂᕐᒧᑦ ᐸᕐᓇᐅᑎᒃᓴᓂᒃ ᐊᑐᓕᖅᑎᑦᑎᕙᓪᓕᐊᓂᖅ.75

ᑎᑎᕋᖅᓯᒪᓂᖏᑦ ᑕᑯᔭᒃᓴᐃᑦ

ᑕᑯᔭᒃᓴᖅ 1: ᐃᓂ ᑎᖕᒥᐊᖃᕐᕕᐅᑉ ᐊᒻᒪᓗ ᐃᓄᐃᑦ ᐅᖃᐅᓯᑐᖄᒍᑦ ᓄᓇᐃᑦ ᑕᐃᔭᐅᓂᖏᑦ (ᐱᔭᐅᓯᒪᔪᑦ ᐃᓄᐃᑦ ᐱᐅᓯᑐᖃᖏᓐᓂᒃ ᐸᐸᑦᑎᔩᑦ ᑎᑎᖃᕐᑯᑎᖏᓐᓂᒃ). 7

ᑕᑯᔭᒃᓴᖅ 2: ᐃᓄᖕᓄᑦ ᓄᓇᕐᑯᑎᒋᔭᐅᔪᑦ ᓄᓇᖏᑦ ᑎᖕᒥᐊᖃᕐᕕᖕᒥ. 12

ᑕᑯᔭᒃᓴᖅ 3: ᓇᔪᒐᕆᔭᐅᓪᓗᐊᑕᖃᑕᕐᓂᖏᓐᓂᒃ ᐊᕕᒃᑐᖅᑕᐅᓯᒪᓂᖏᑦ ᑎᖕᒥᐊᖃᕐᕕᐅᑉ (ᒪᓕᒃᑕᐅᓯᒪᓪᓗᑎᒃ ᐱᓕᕆᓚᐅᖅᑐᑦ Fᐋᓐᑏᓐ ᐊᒻᒪᓗ ᒫᓗᕆ-Fontaine and Mallory, 2011). 14

ᑕᑯᔭᒃᓴᖅ 4: ᐃᓄᐃᑦ ᖃᐅᔨᒪᔭᑐᖃᖏᑦ ᓇᓃᓰᖑᓂᖏᑦ ᑲᖑᐃᑦ ᑎᖕᒥᐊᖃᕐᕕᐅᓂᕐᒥᒃ (ᒪᓕᒃᑐᑦ ᑳᑕᑉ, ᐱᓕᕆᖃᑎᖏᓪᓗ-Carter et al. 2018-ᒥ ᖃᐅᔨᓴᕐᓂᕕᓂᖏᓐᓂᒃ. ᐱᑕᖃᕐᕕᐅᓂᖏᑦ ᓴᕿᐅᒪᔪᑦ ᑕᒪᐃᓐᓂᒃ ᐃᓄᐃᑦ ᖃᐅᔨᒪᔭᑐᖏᓐᓂᒃ ᒪᓕᒃᓱᑎᒃ 21-ᓂᒃ ᐃᓄᖕᓂᒃ ᐃᓚᖃᓚᐅᕐᒪᑕ. 18

ᑕᑯᔭᒃᓴᖅ 5: ᑲᖑᐃᑦ ᐅᓪᓗᖃᕐᕕᖏᑦᑕ ᓇᓅᓐᓂᖏᑦ ᑐᑭᓕᐅᖅᑕᐅᓗᑎᒃ 2014-ᒥ ᓴᓪᓕᐅᑉ ᕿᑭᖅᑕᓗᐊᓂᒃ ᖁᓚᐅᑦᑎᓪᓗᑎᒃ ᖃᐅᔨᓴᖅᑕᐅᓂᖏᓐᓂ ᐊᔾᔨᓕᐅᖅᑕᐅᓚᐅᖅᑐᓂᒃ. 19

ᑕᑯᔭᒃᓴᖅ 6: ᑕᐃᒪᖓᓂᒃ ᐃᓄᐃᑦ ᐊᑐᖃᑦᑕᕐᓂᖏᑦ ᓄᓇᒥᒃ ᓴᓪᓕᐅᑉ ᕿᑭᖅᑖᓗᐊᓂᒃ. 31

ᑕᑯᔭᒃᓴᖅ 7: ᑕᐃᒪᖓᓂᒃ ᒫᓐᓇᐅᓕᖅᑐᕐᓗ ᐃᓅᔾᔪᑎᒃᓴᓂᒃ ᐊᖑᓇᓱᒃᐸᖕᓂᖏᑦ ᓴᓪᓕᕐᒥᐅᑦ ᕿᑭᖅᑖᓗᐊᓂ. 32

ᑕᑯᔭᒃᓴᖅ 8: ᑎᖕᒥᐊᖃᕐᕕᖕᒥ ᐱᔪᓐᓇᐅᑎᑖᕋᓱᐊᕐᓂᕐᒧᑦ ᐆᒃᑐᕈᑏᑦ ᖃᓄᐃᓕᐅᕈᑕᐅᕙᖕᓂᖏᑦ 63

ᑎᑎᕋᖅᓯᒪᓂᖏᑦ ᓇᐃᓪᓕᒋᐊᖅᑕᐅᓯᒪᔪᑦ ᑎᑎᖅᑲᐃᑦ ᖃᓪᓗᓈᑎᑐᑦ

ACMC	ᐊᕕᒃᑐᖅᓯᒪᓂᖏᓐᓄᑦ ᐊᐅᓚᑦᑎᔨᐅᖃᑕᐅᓂᕐᒧᑦ ᑲᑎᒪᔨᕋᓛᑦ
COSEWIC	ᑲᓇᑕᒥ ᑲᑎᒪᔨᕋᓛᖏᓐᓄᑦ ᖃᓄᐃᓕᖓᓂᖏᓐᓄᑦ ᐊᒥᓲᔪᓐᓃᖅᐸᓪᓕᐊᓂᕋᖅᑕᐅᓯᒪᓂᖏᓐᓄᑦ ᐆᒪᔪᐃᑦ
CWA	*ᑲᓇᑕᒥ ᐆᒫᔪᓕᕆᓂᕐᒧᑦ ᒪᓕᒐᐃᑦ*
CWS	ᑲᓇᑕᒥ ᐆᒪᔪᓕᕆᔩᑦ ᐱᔨᑦᑎᕋᐃᔨᖏᑦ
IIBA	*ᐃᓄᐃᑦ ᐊᒃᑐᖅᑕᐅᓯᒪᓂᖏᓐᓄᑦ ᐃᑲᔫᓯᐊᖅᑖᕈᑎᒃᓴᖏᓄᑦ ᐊᖏᕈᑏᑦ ᑲᓇᑕᓕᒫᒥ ᐆᒪᔪᖃᕕᓐᖑᖅᑎᑕᐅᓯᒪᔪᓄᑦ ᐊᒻᒪᓗ ᑎᖕᒥᐊᖃᕕᓐᖑᖅᑎᑕᐅᓯᒪᔪᓄᑦ ᓄᓇᕗᒻᒥ ᓄᓇᑖᕐᕕᐅᓯᒪᔪᓂ ᓄᓇᖁᑎᖏᑦ (ᐃᓄᐃᑦ ᐊᒃᑐᖅᑕᐅᓯᒪᓂᖏᓐᓄᑦ ᐊᖏᕈᑏᑦ)*
CIRNAC	ᑲᓇᑕᐅᑉ-ᓄᓇᖃᖅᑐᑐᖃᐃᑦᓗ ᐱᓕᕆᖃᑎᒌᖕᓂᖏᑦ ᐅᑭᐅᖅᑕᖅᑐᒥᓗ ᐱᕙᓪᓕᐊᔪᓕᕆᔪᑦ ᑲᓇᑕᒥ
DFO	ᐃᖃᓗᓕᕆᔨᕐᔪᐊᒃᑯᑦ ᑕᕆᐅᕐᒥᐅᑕᓕᕆᔩᑦᓗ ᑲᓇᑕᒥ
ECCC	ᐊᕙᑎᓕᕆᔨᕐᔪᐊᒃᑯᑦ ᓯᓚᐅᑦᓗ ᐊᓯᔾᔨᖅᐸᓪᓕᖓᓂᖓᓄᑦ ᑲᓇᑕᒥ
GN	ᓄᓇᕗᑦ ᒐᕙᒪᐃᑦ
HTO	ᐊᖑᓇᓱᒃᑏᑦ/ᒪᖃᐃᑏᑦ ᒥᑭᒋᐊᕐᓂᐊᖅᑎᑦᓗ ᑲᑐᔾᔨᖃᑎᒌᖏᑦ
IHT	ᐃᓄᐃᑦ ᐱᐅᓯᑐᖃᖏᓐᓂᒃ ᐸᐸᑦᑎᔩᑦ
IOL	ᐃᖕᓄᖕᓄᑦ ᐱᖁᑎᒋᔭᐅᔪᑦ ᓄᓇᐃᑦ
IQ	ᐃᓄᐃᑦ ᖃᐅᔨᒪᔭᑐᖃᖏᑦ
KivIA	ᑭᕙᓪᓕᕐᒥ ᐃᓄᐃᑦ ᑲᑐᔾᔨᖃᑎᒌᑦ
MBCA	*ᑎᖕᒥᐊᕐᓂᒃ ᐅᑎᖅᐸᒃᑐᓂᒃ ᑲᑎᒻᒪᐅᑕᐅᓗᑎᒃ ᒪᓕᒐᓕᐊᖑᓯᒪᔪᑦ*
MBS	ᑎᖕᒥᐊᖃᕐᕖᑦ
MBSR	*ᑎᖕᒥᐊᖃᕐᕕᖕᓄᑦ ᒪᓕᒐᑦᓗᑐᐃᑦ*
NIRB	ᓄᓇᕗᒻᒥ ᐊᕙᑏᑉ ᐊᒃᑐᖅᑕᐅᔪᓐᓇᕐᓂᖏᓐᓄᑦ ᑲᑎᒪᔩᑦ
NA	*ᐊᖏᕈᑕᐅᓯᒪᔪᑦ ᐃᓄᖕᓄᑦ ᓄᓇᑖᖅᑕᐅᓯᒪᔪᓄᑦ ᓄᓇᕗᒻᒥ ᑯᐃᓐᒧᑦᓗ ᐱᔪᓐᓇᐅᑎᖃᕐᓂᖓᓄᑦ ᑲᓇᑕᒥ, ᑕᐃᔭᐅᕙᖕᒥᔪᖅ ᓄᓇᕗᒻᒥ ᐊᖏᕈᑎᓂᒃ*
NPC	ᓄᓇᕗᒻᒥ ᓄᓇᐃᑦ ᐊᑑᑎᒃᓴᖏᓐᓂᒃ ᐸᕐᓇᐃᔩᑦ ᑲᒥᓯᓇᐃᑦ
NTI	ᓄᓇᕗᑦ ᑐᓐᖓᕕᒃᑯᑦ ᑎᒥᖁᑎᖓᑦ
NuPPAA	*ᓄᓇᕗᒻᒥ ᐸᕐᓇᐃᓂᕐᒧᑦ ᐱᓕᕆᐊᒃᓴᓂᓪᓗ ᖃᐅᔨᓴᕈᓐᓇᕐᓂᕐᒧᑦ ᒪᓕᒐᐃᑦ*
NWA	ᑲᓇᑕᓕᒫᒥ ᐆᒪᔪᖃᕐᕖᐅᔪᖅ
NWMB	ᓄᓇᕗᒻᒥ ᐆᒪᔪᓕᕆᔨᕐᔪᐊᒃᑯᑦ ᑲᑎᒪᔨᖏᑦ
SARA	*ᐆᒪᔪᐃᑦ ᐊᒥᓲᖏᓗᓕᕐᓂᖏᓐᓄᑦ ᒪᓕᒐᐃᑦ*

1 ᐅᖃᐅᓯᐅᑦᑎᐊᕐᓂᖏᑦ ᓴᐳᓐᓂᐊᖅᑕᐅᓯᒪᔪᑦ ᓄᓇᐃᑦ

ᑕᒪᓐᓇ ᐃᑲᑦᑐᐊᖅᒥ ᑎᖕᒥᐊᖃᕐᕕᒃ ᐱᓐᖑᖅᑎᑕᐅᓚᐅᖅᓯᒪᔪᖅ 1959-ᖑᑎᓪᓗᒍ, ᐊᑐᖅᑕᐅᓗᑎᒃ ᑲᓇᑕᓕᒫᒥ *ᑎᖕᒥᐊᑦ ᓂᕿᒃᓴᓇᔭᐅᕙᒃᑐᑦ ᑲᑎᒪᕐᔪᐊᕈᑕᐅᓂᖏᓐᓄᑦ ᒪᓕᒐᓕᐊᑦ, 1994-ᒥ (MBCA-ᒪᓕᒐᓕᐊᖅᑎᒍᑦ)* ᓴᐳᓐᓂᐊᖅᑕᐅᒋᐊᖅᓯᑎᒃ ᐊᒥᓱᕈᖅᓯᐊᓇᔭᐅᓪᓗᑎᓪᓗ ᑎᑭᐸᒃᑐᑦ ᑎᖕᒥᐊᑦ. ᑎᖕᒥᐊᖃᕐᕕᒃ ᑕᒫᓂ ᑭᑉᐹᓅᒃᑐᓂᒃ 1,433 km^2 ᑭᓖᒥᑕᓂᒃ ᐊᖏᓂᓕᒃ, ᐃᓂᖃᖅᓱᓂ ᐅᐊᖕᓇᖅᐸᓯᖓᑕ ᑕᓇᐅᖓᓂ Hᐊᔅᓴᓐᐲᑉ, ᓴᓪᓕᐅᑉ ᕿᑭᖅᑖᓗᐊᓂ, ᓄᓇᕗᒻᒥ. ᑎᖕᒥᐊᖃᕐᕕᐅᔪᖅ ᑐᑭᒧᐊᒃᑐᑦ ᐅᖓᑖᓄᑦ 50 km ᑭᓖᒥᑕᓂᒃ ᑕᑭᓂᓕᖕᒥᒃ ᐆᒃᑐᕋᐅᑎᒃᑯᑦ ᐊᒻᒪᓗ 40 km ᑭᓖᒥᑕᓂᒃ ᓂᕈᑐᓂᖅᐹᖑᓂᖃᖅᓱᓂ (ᑕᑯᔭᒃᓴᖅ 1).

ᐃᑲᑦᑐᐊᕐᒥ ᑎᖕᒥᐊᖃᕐᕕᒃ (ᐃᑲᑦᑐᐊᖅ) ᐃᓂᓕᒃ ᐃᓗᐊᓂ ᑰᓪᕕᐅᕙᖕᓂᖏᓐᓄᑦ ᐃᑲᑐᐊᑉ ᑰᖓᓄᑦ ᐊᒻᒪᓗ ᐃᓚᖃᖅᓱᑎᒃ ᓄᓇᒥᒃ ᐃᓗᑐᓂᐊᓗᖕᒥᒃ ᑰᓪᕕᐅᖏᓐᓇᕐᓂᕐᒧᑦ ᓯᐅᕿᒃᐸᓪᓕᐊᓯᒪᓂᑯᓂᒃ ᓴᖑᖓᔪᓕᖕᓂᒃ ᑰᖃᐅᖅᓱᓂ ᐊᒻᒪᓗ ᐊᑯᖅᑐᓕᒃ ᑕᐅᕙᓂ, ᓯᓪᔭᒥ ᐊᑭᐊᓂᓗ ᓯᓪᔭᐅᓂᖓ ᒪᕋᐃᓐᓇᐅᓪᓗᓂ ᐊᕙᓗᐊᓂ ᐊᑦᑎᒃᑑᑎᐅᓪᓗᑎᒃ ᖃᖃᔮᖃᖏᓂᖏᑦ. ᐱᕈᖅᑐᖃᖅᑐᖅ ᐃᕕᒃᓴᔭᕐᓂᒃ ᓄᓇᐅᑉ ᐃᓗᑐᓂᐊᓗᐊᓂ ᐱᐅᔫᐊᓗᖕᓂᒃ ᐅᓪᓗᖃᕐᕕᐅᖃᑕᕈᓐᓇᕐᓂᕐᒧᑦ ᐊᒥᓱᓄᑦ ᐊᔾᔨᒌᖏᑦᑑᑎᐅᔪᓄᑦ ᑎᖕᒥᐊᒐᓴᐅᓲᖑᔪᓄᑦ ᑕᐅᕙᓂ, ᐃᒪᕐᒥᓲᖑᔪᓂᒃ, ᓯᓪᔭᖅᐸᓯᐅᓂᕐᒥᓲᖑᔪᓂᒃ, ᐊᒥᓱᓂᓪᓗ ᐊᓯᖏᓐᓂᒃ ᓯᓪᔭᒥᔅᓲᖑᔪᓂᒃ ᓄᓇᖅᐱᐅᓂᕐᒦᓲᖑᔪᓂᓪᓗ ᒪᔅᓴᐅᓂᕐᒦᒡᒍᔪᓂᒃ. ᑕᒪᒃᑯᐊ ᐱᕈᖅᕕᐅᕙᒃᑐᑦ ᑭᓕᕐᓇᖕᓂᒃ, ᒪᔅᓴᐅᓂᖏᓪᓗ ᓄᓇᐃᑦ ᐱᒻᒪᕆᐊᓗᖕᓂᒃ ᓂᕿᒃᓴᖃᑦᑎᐊᕈᑕᐅᔪᐊᓘᕙᒃᑐᑦ ᐊᒻᒪᓗ ᐃᓇᓴᕈᓐᓇᑦᑎᐊᕐᕕᐅᕙᒃᓱᑎᒃ ᑎᖕᒥᐊᕐᓄᑦ.

ᑎᖕᒥᐊᖃᕐᕕᖕᒥ ᐆᒪᔪᓄᑦ ᐃᕙᕝᕕᐅᕙᒃᑐᑦ, ᓄᓕᐊᕐᕕᐅᕙᒃᓱᑎᒃ ᓇᔪᒐᓇᔭᐅᕙᖕᓂᖏᑦ, ᑲᓇᑕᓕᒫᒥ ᐱᒻᒪᕆᐅᓂᖃᖅᑐᓂᒃ ᑎᖕᒥᐊᖁᑎᒋᔭᐅᓂᖏᓐᓄᑦ (ᐊᒥᓲᓂᖅᓴᐅᔪᓂᒃ ᐅᖓᑕᓂᑦᑐᓂᒃ 1% ᐳᓴᓐᑎᓂᒃ ᑲᖑᕐᓄᑦ ᐊᒻᒪᓗ ᓂᕐᓕᕐᓇᖕᓄᑦ (Atlantic Brant). 50ᑦ ᐅᖓᑕᓅᑦᑐᓂᒃ ᐊᔾᔨᒌᖏᑦᑑᑎᐅᔪᓂᒃ ᐱᑕᖃᕐᕕᐅᕙᒃᑐᖅ ᑎᑎᕋᕈᑕᐅᖃᑦᑕᖅᓯᒪᔪᓂᒃ ᑕᐅᕙᓂ, ᖃᓂᒋᔭᖓᓂᓗᓐᓃᑦ ᑎᖕᒥᐊᖃᕐᕕᐅᔫᑉ ᓄᓇᖏᓐᓂ, ᐊᒥᓲᓂᖅᓴᐅᔫᒃᓴᐅᓪᓗᑎᓪᓗ. ᖁᓖᓪᓗ ᐱᖓᓱᓪᓗ ᐆᒪᔪᐃᑦ ᐊᒥᓲᖏᓗᐊᓕᕐᓂᕋᖅᑕᐅᔪᑦ ᐱᑕᖃᓲᖑᔪᑦ (ᐃᓕᑕᕆᔭᐅᓯᒪᔪᑦ ᐊᑖᒍᑦ ᑲᓇᑕᒥ *ᐆᒪᔪᐃᑦ ᐊᒥᓲᖏᓗᐊᓕᕐᓂᖏᓐᓄᑦ ᒪᓕᒐᖅᑎᒍᑦ* ᐅᕝᕙᓗᓐᓃᑦ ᖃᐅᔨᓴᖅᑕᐅᒐᒥᒃ ᑐᑭᓕᐅᖅᑕᐅᓯᒪᓗᑎᒃ ᑕᐃᒃᑯᓄᖓ COSEWIC-ᑯᑦ ᑲᓇᑕᒥ ᑲᑎᒪᔨᕋᓛᖏᓐᓄᑦ ᖃᓄᐃᓕᖓᓂᖏᓐᓄᑦ ᐊᒥᓲᔪᓐᓃᖅᐸᓪᓕᐊᓂᕋᖅᑕᐅᓯᒪᔪᑦ ᐆᒪᔪᐃᑦ) ᐱᑕᖃᕐᓂᖏᓐᓄᑦ ᐱᑕᖃᓕᕈᓐᓇᕋᓱᒋᔭᐅᓂᖏᓄᓪᓗᓐᓃᑦ ᑕᒫᓂ ᑎᖕᒥᐊᖃᕐᕕᖕᒥ. ᐃᑲᑐᐊᕐᒥ ᑎᖕᒥᐊᖃᕐᕕᒃ ᐊᑐᖅᑕᐅᕙᖕᒥᔪᖅ ᐊᕐᕋᒍᓕᒫᖅ ᐊᒻᒪᓗ ᐊᕐᕌᒍᑉ ᐃᓚᐃᓐᓇᖏᓐᓂᒃ ᐆᒪᔪᖃᕐᕕᐅᓂᖓᓄᑦ 19-ᖑᔪᓂᒃ ᑕᓇᐅᕐᒥᐅᑕᓂᒃ ᐊᒻᒪᓗ ᓄᓇᒥᐅᑕᓂᒃ ᐆᒪᔪᓄᑦ (ᐊᒫᒪᒃᑎᑦᑎᕙᒃᑐᓂᒃ).

ᖃᐅᔨᓴᖅᑕᐅᓯᒪᔪᖃᑦᑎᐊᖏᓚᖅ ᑎᖕᒥᐊᖃᕐᕕᒃ ᑕᐃᒪᖓᑦ 1950-ᖏᓐᓂᒃ ᐊᒻᒪᓗ ᑕᐅᕙᓃᖏᓐᓇᖅᑐᓂᒃ ᖃᐅᔨᓴᕐᕕᖃᖏᒪᑕ ᓄᓇᖓᓂ. ᒫᓐᓇᓵᖅ ᒪᓕᒃᑕᐅᕙᓪᓕᐊᖏᓐᓇᓚᐅᖅᑐᓂᒃ ᖃᐅᔨᓴᕐᕕᐅᕙᒃᑐᓂ ᑐᑭᓯᓇᖅᓯᓚᐅᖅᑐᑦ ᐅᑭᐅᖅᑕᖅᑐᒥ ᐅᑦᑐᖃᓲᖑᓂᖏᑦ ᓯᓪᔭᖅᐸᓯᖕᒥᐅᑕᐃᑦ ᓯᓪᔭᓇᐊᒐᓚᐃᑦ ᑎᑭᓯᒪᑲᐃᓐᓇᓲᖑᕗᑦ ᖃᑦᑐᓈᑦ ᓄᓇᖓᓄᑦ ᐅᑎᖅᓴᕙᓪᓕᐊᓕᕌᖓᒥᒃ ᑕᒪᑯᐊ ᑎᖕᒥᐊᑦ. ᑕᒪᓐᓇ ᖃᐅᔨᒪᔭᐅᓂᖓ ᒪᓕᑦᑎᐊᖅᑐᖅ ᑕᐃᔅᓯᒪᓂᑐᖃᖅ ᐅᓂᑳᖅᑕᐅᖃᑦᑕᕐᓂᑰᔪᓂᒃ ᑎᖕᒥᐊᖃᕐᕕᐅᓲᖑᓂᖓᓂᒃ ᑭᓯᐊᓂᓕᑦᑕᐅᖅ ᑐᑭᓯᓇᖅᓯᓯᒪᒋᕗᑦ ᖃᐅᔨᒪᔭᐅᖏᓗᐊᕐᓂᖓ

ᑎᖕᒥᐊᕐᑲᕐᕕᐅᑉ ᐊᑑᑎᕐᑲᖅᓯᒪᓂᖓ ᓴᐳᓐᓂᐊᖅᑕᐅᕝᕕᐅᓂᖓᓄᑦ, ᕐᑲᐅᔨᒪᔭᐅᕙᓗᐊᖅᓱᑎᒃ ᐱᒻᒪᕆᐅᓂᖏᑦ ᑲᖑᖕᓄᑦ ᑎᖕᒥᐊᕐᓄᑦ.

ᑕᐃᒃᑯᐊ *ᑎᖕᒥᐊᕐᓂᒃ ᐅᑎᖅᐸᒃᑐᓂᒃ ᑲᑎᒻᒪᐅᑕᐅᓗᑎᒃ ᒪᓕᒐᓕᐊᖑᓯᒪᔪᑦ MBCA ᐊᒻᒪᓗ ᑎᖕᒥᐊᕐᑲᕐᕕᖕᓄᑦ ᒪᓪᓗᒐᓪᓗᑐᖏᑦ (MBSR-ᑯᕐ)* ᐱᔪᓐᓇᖅᑎᑦᑎᕗᑦ ᑎᑭᓯᒪᕝᕕᐅᕐᑲᑕᕈᓐᓇᕐᓂᖓᓂᒃ ᐃᑲᑦᑐᐊᑉ ᑎᖕᒥᐊᕐᑲᕐᕕᖓᓄᑦ. ᓄᓇᕗᒻᒥᐅᑕᐃᑦ ᐃᓄᐃᑦ ᐱᔪᓐᓇᕐᓂᕐᑲᖅᑐᑑᕗᑦ ᐊᖑᓇᓱᒋᐊᕐᑲᑦᑕᕈᓐᓇᕐᓂᖅ, ᐊᒻᒪᓗ ᐱᔪᓐᓇᐅᑎᕐᑲᖏᒃᑲᓗᐊᕈᑎᒃ ᐱᓕᕆᔪᓐᓇᖅᑐᑦ ᐊᖑᓇᓱᖕᓂᕐᒥᓂᒃ. ᑕᒪᕐᒥᒃ ᐊᓯᖏᑦ (ᓲᕐᓗ ᐃᓄᓪᓚᕆᐅᖏᑦᑐᕐ), ᒪᓕᒐᖅᑎᒍᑦ ᐊᔪᖅᑎᑦᑕᐅᔪᑦ ᑎᑭᓯᒪᔪᓐᓇᕐᓂᖅ ᑕᐅᕗᖓ, ᑭᓯᐊᓂ ᐱᔪᓐᓇᐅᑎᕐᑲᖅᑎᑕᐅᒍᑎᒃ ᐊᕙᑎᓕᕆᔨᕐᔪᐊᒃᑯᑦ ᐆᒪᔪᓕᕆᔨᖏᓐᓄᓪᓗ. ᒪᑯᓂᖓ ᐊᑐᕈᓐᓇᖏᒻᒥᔪᑦ ᒪᓕᒐᖅᑎᒍᑦ 1) ᑎᖕᒥᐊᖅᓯᐅᕈᓐᓇᕐᓂᖅ, 2) ᐸᒡᕕᓴᐃᔪᓐᓇᕐᓂᖅ, ᓱᕐᖅᑎᓇᔪᓐᓇᕐᓂᕐᓗᓐᓃᑦ ᑎᖕᒥᐊᑦ ᒪᓐᓂᖏᓐᓂᒃ, 3) ᐱᓯᒪᔪᓐᓇᕐᓂᖅ ᐆᒪᔪᓂᒃ ᑎᖕᒥᐊᕐᓂᒃ, ᑎᒥᖏᓂᒡᓗᓐᓃᑦ, ᐊᒥᖏᓐᓂᒃ, ᐅᓪᓗᖏᓐᓂᒃ, ᒪᓐᓂᖏᓐᓂᒡᓗᓐᓃᑦ ᑎᖕᒥᐊᑦ, 4) ᕐᑯᑭᐅᓯᔭᕈᓐᓇᕐᓂᖅ ᐊᓯᖏᓐᓂᓗᓐᓃᑦ ᐊᖑᓇᓱᒃᑐᖅᓯᐅᑎᓂᒃ ᐊᑐᕈᓐᓇᕐᓂᖅ.

ᐊᕙᒃᑐᖅᓯᒪᔪᓂᒃ ᑕᑯᑎᑦᑎᔾᔪᑦ 1: ᐃᑲᑦᑐᐊᖅᑐᒥ ᑎᖕᒥᐊᕐᑲᕐᕙᖕᒥᒃ ᓇᐃᓈᖅᓯᒪᔪᓂᒃ ᖃᐅᔨᒪᑎᑦᑎᕆᐊᕈᑏᑦ

ᓴᐳᓂᐊᖅᑕᐅᓯᒪᕝᕙᖑᓂ	**ᑎᖕᒥᐊᕐᑲᕐᕙᒃ ᓴᐳᓐᓂᐊᖅᑕᐅᕝᕙᒃ**
ᒪᓕᒐᕐᓂᒃ ᒪᓕᒍᑕᐅᔪᑦ ᓴᐳᓐᓂᐊᖅᑕᐅᔪᓐᓇᕐᓂᕐᒧᑦ ᑎᒃᑯᐊᖅᑕᐅᓯᒪᓂᖓᓄᑦ	ᐃᓂᕐᑲᕐᕕᐅᔪᑦ ᐃᓱᒪᒋᔭᐅᔪᓐᓇᖅᑐᑦ ᓈᒻᒪᖕᓂᕐᒥᒃ ᓴᕿᑎᑦᑎᕝᕕᐅᔪᓐᓇᕐᓂᖅ ᓴᐳᓐᓂᐊᖅᑕᐅᓯᒪᕝᕙᒃᖕᒥᒃ ᑎᖕᒥᐊᕐᑲᕐᕕᐅᓂᕐᒥᒃ ᒪᑯᓂᖓ ᒪᓕᒃᓯᒪᑐᐊᕈᑎᒃ ᐊᑕᐅᓯᕐᒥᒃ ᐊᒥᓲᓂᖅᓴᐅᔪᓂᒡᓘᓐᓃᑦ: 1. ᐱᑕᕐᑲᕐᕕᐅᒍᑎᒃ ᐊᒥᓱᓂᒃ, ᖃᖓᑐᐃᓐᓇᐅᓂᖓᓂ ᐊᕐᕋᒍᒥ, ᒪᓕᒍᒪᓂᕐᒧᑦ ᐊᑕᐅᓯᕐᒥᒃ ᐊᒥᓲᓂᖅᓴᐅᔪᓂᒡᓘᓐᓃᑦ ᐱᑕᕐᑲᓇᐊᕐᑲᖅᑐᓂᒃ; ᑕᐃᒪᐃᓐᓂᖕᒋᓄᑦᓗ, ᓄᓇᐃᑦ ᐋᑐᑎᓕᒻᒪᓇᐅᒍᑎᒃ ᐱᑕᕐᑲᓇᐊᕐᑲᖅᑐᓂᒃ ᐊᐅᓚᑦᑎᔪᓐᓇᕐᓂᖅ ᐊᕙᒃᑐᖅᓯᒪᓂᖕᒋᓐᓂ ᐱᒥᓱᓂᒃ ᐱᑕᕐᑲᕐᕕᐅᕚᒃᑯᑎᒃ ᑎᖕᒥᐊᕐᓂᒃ ᐅᑎᖅᐸᒃᑐᓂᒃ. 2. ᓄᓇᒥ ᐃᓂᖕᒋᑦ ᐊᒃᑐᖅᑕᐅᓴᕋᐃᓐᓂᕐᒦᒃᑯᑎᒃ. ᐱᓪᓚᓇᐅᔪᒥᒃ ᐆᒪᔪᖕᒋᑦ ᐊᒃᑐᖅᑕᐅᓯᒪᔪᓐᓇᕈᑎᒃ, ᐅᑐᓇᐊᓇᖅᑐᕐᑲᕈᓐᓇᖅᑐᓂᒃ ᐊᒥᓲᑐᐊᖅᑐᓄᑦ ᐊᖑᓇᓯᒡᕕᐅᕚᒍᓐᓇᕐᓂᖅ, ᕿᓂᕐᕕᐅᔪᓐᓇᕐᓂᖅ ᐱᕚᓪᓚᐊᔾᔪᑕᐅᔪᒪᔪᓂᒃ, ᐊᓯᖕᒋᓐᓂᒡᓗ. ᑕᒪᒃᑯᐊ ᐱᓪᓚᓇᐅᔪᑦ ᓇᔪᖅᑕᐅᕚᒃᑐᑦ ᐃᓚᕐᑲᕈᓐᓇᕐᒥᔪᑦ ᐃᕕᐅᕚᖕᓂᖅ ᐅᓪᓗᕐᑲᕐᕕᐅᕚᖕᓂᕐᒧᑦ, ᑎᖕᒋᔪᓐᓇᐃᓕᓯᒪᕝᕙᐅᕐᑲᑦᑕᕐᓂᖅ ᐃᓇᓴᕐᕕᐅᕚᖕᓂᖕᒋᓄᓗᓐᓃᑦ, ᐅᕿᕙᐅᕚᖕᓂᖕᒋᓄᓪᓗᓐᓃᑦ, ᐅᕝᕙᓗᓐᓃᑦ ᐆᒪᔪᕐᓄᑦ ᓇᒧᖕᒐᐅᕚᓪᓚᐊᓂᖕᒋᓐᓂ ᓄᕐᑲᓐᖕᒐᕝᕕᑎᑲᐃᓇᕐᑲᑦᑕᕐᓂᖕᒋᓐᓄᑦ. 3. ᐃᓂᕐᑲᕐᕕᐅᕚᒃᑯᑎᒃ ᐅᒪᔪᕐᓄᑦ ᐃᓚᐃᓐᓇᖕᒋᓃᕐᑲᑦᑕᕈᓐᓇᖅᑐᓂᒃ ᓄᓇᓂᒃ ᐊᒻᒪᓗ ᐊᒃᑐᖅᑕᐅᓴᕋᐃᑦᑐᓐᓇᖅᓱᑎᒃ ᐃᓄᖕᓄᑦ ᐸᕝᕙᓴᒃᑕᐅᔪᓐᓇᕐᓂᕐᒧᖅ. ᓄᓇᐃᑦ ᐆᒃᑐᑎᐃᓐᓇᐅᓗᑎᒃ ᐃᑲᔪᖅᓱᐃᕝᕕᐅᓇᔾᔭᖅᑐᑦ ᐅᑐᓇᐊᓇᖅᑐᒦᓕᖅᑐᓂᒃ, ᓄᖑᓕᖅᑐᓂ, ᐱᑕᕐᑲᕈᓃᓕᖅᑐᓂᓗ ᓱᕐᓗ ᓄᓇᓂᒃ. 4. ᐃᑲᔪᖅᓱᐃᕝᕕᐅᒍᑎᒃ ᑕᒪᓂᓗᓐᓃᑦ 1% ᐳᓴᓐᑎᖕᒋᓐᑦᑐᕐᑲᖅᐸᑦ ᐆᒪᔪᕐᓂᒃ ᐊᑕᐅᓯᐅᔪᕐᒥᒃ (ᐊᔾᔨᒌᒃᑐᓂᒃ) ᐃᓚᒋᕚᒃᑕᖕᒋᓐᓂᓗᓐᓃᑦ. ᓄᓇᕗᒻᒥ, ᓄᓇᑦᓯᐊᕐᒥᓗ, ᔫᑳᓐᒥᓗ (ᐅᐊᖕᓇᖅᐸᓯᖓ ᔪᑳᓐᒥᐅᑕᐅᓂᒃ) ᑲᓇᑕᓕᒫᒥ ᑲᑎᑦᓗᒋᑦ ᑕᒪᕐᒥᒃ (ᖃᐅᔨᒪᔭᐅᔭᕿᖓᒥᒃ) ᐊᑐᖅᑕᐅᕚᖕᓂᐊᖅᐳᑦ ᓯᕗᓪᓕᓇᔭᐅᔪᑎᑐᑦ ᐱᒋᐊᕈᑕᐅᓂᕐᒧᑦ. ᓂᒋᐊᓂᑦᑐᓂᒃ ᐅᑭᐅᖅᑕᖅᑐᖅᐸᓯᐅᑉ ᐊᕚᓗᐊᓂᒃ (ᑕᐃᒃᑯᐊ ᐱᕐᑲᓯᐅᔾᔭᐅᓗᑎᒃ ᔫᑳᓐ ᓂᒋᐊᓂ), ᑲᓇᑕᐅᑉ ᐊᕙᒃᑐᖅᓯᒪᓂᖕᒋᓐᓂ ᐊᒻᒪᓗ ᐅᑭᐅᖅᑕᖅᑐᒥ ᐊᕙᒃᑐᖅᓯᒪᓂᖓᓂ ᖃᓄᐃᓕᖓᓂᖕᒋᓐᓂ ᐱᔾᔪᑕᐅᓂᖕᒋᑦ ᐆᒪᔪᐃᑦ, ᐊᑐᖅᑕᐅᓗᑎᒃ.
ᒪᓕᒐᓇᔭᐅᔪᑦ ᒪᓕᒃᑕᐅᓂᖕᒋᑦ ᐊᒥᓱᓃᖕᒋᑦ ᓴᐳᓐᓂᐊᖅᑕᐅᓯᒪᕕᐅᓂᖓᓄᑦ	1, 2, 3, 4

ᑲᓇᑕᐅᑉ ᐊᕙᒃᑐᖅᓯᒪᓂᖓ ᐅᕝᕙᓗᓐᓃᑦ ᑲᓇᑕᐅᑉ ᐅᑭᐅᖅᑕᖅᑐᖅᐸᓯᐅᓂᖓᑕ ᐊᕙᒃᑐᖅᓯᒪᓂᖓ	ᓄᓇᕗᑦ
ᐊᕙᒃᑐᖅᓯᒪᓂᖏᓃᑦᑐᑦ	ᑭᕙᓪᓕᖅ
ᐃᓚᐅᒋᔭᐅᓂᖏᑦ ᖃᓂᑦᑐᒦᑦᑐᑦ ᐊᒃᑐᖅᑕᐅᓯᒪᔪᑦ ᓄᓇᓖᑦ	ᓴᓪᓕᖅ
ᓄᓇᖑᐊᑎᒍ ᑎᑎᖅᑲᖏᑦ ᓴᓂᒧᑦ ᑲᓇᖕᓇᒥᒃ/ᐱᖓᑦᑎᕐᒧᑦ ᐊᒻᒪ ᑐᑭᒧᑦ ᐅᐊᖕᓇᒥᒃ ᓂᒋᕐᒧᑦ	63°45’ N ᐅᐊᖕᓇᒧᑦ/85°40’ W ᐱᖓᖕᓇᒥ
ᐊᖏᓂᖓ	1,433 km^2 ᑭᑉᐹᓈᒃᑐᓂ ᑭᓛᒥᑕᓂᒃ, ᐃᓚᖃᖅᓱᑎᒃ 190 km^2 ᑭᑉᐹᓈᒃᑐᓂᒃ ᑭᓛᒥᑕᓂᒃ ᑕᓇᐅᕐᒥ ᐃᒪᕐᒥᒃ ᐆᒪᔪᖅᑲᖅᕕᐅᓂᖏᓐᓂᒃ
ᐳᖅᑐᓂᖃᖅᑎᒋᓂᖓ (m ᒦᑕᒃᑯᑦ)	ᑕᓇᐅᑉ ᓇᑎᐊᓂᒃ ᑕᒪᐅᖓ ᖁᒻᒧᒃ ᐃᒪᖓᑦ ᐳᖅᑐᓂᖅᐹᓇᔭᖓᓄᑦ ᑎᑭᐅᒪᓂᖅ ᖃᓂᒋᔭᖓᓄᑦ 60 m ᒦᑕᓕᖕᓄᑦ
ᐊᖀᒍᒥ ᓴᕿᑎᑕᐅᓯᒪᔪᑦ ᒪᓕᒐᓕᐊᑦ ᐅᖃᓕᒫᒐᖅᑎᒍᑦ ᒐᓯᐊᑦᑯᑦ-Gazette-ᑯᑦ)	1959
ᓴᐳᓐᓂᐊᖅᑕᐅᓯᒪᕝᕙᐅᓂᕐᒧᑦ ᖃᓄᐃᓕᖓᓂᖏᓄᑦ ᑎᒃᑯᐊᖅᓯᔾᔪᑕᐅᓕᓚᐅᖅᑐᑦ	ᑕᐃᒪᖓᓂᒃ: ᓴᕿᑎᑕᐅᓚᐅᖅᓯᒪᔪᑦ ᓴᐳᓐᓂᐊᖅᑕᐅᖁᓪᓗᒋᑦ ᐃᕙᕝᕕᐅᕙᓂᖏᑦ ᐅᓪᓗᖃᕐᕕᐅᕙᓂᖏᑦ ᓄᓇᐃᑦ ᑲᖑᖃᓰᑦ (10% ᐳᓴᓐᑎᖏᓂᑐᓂᒃ ᓄᓇᕐᔪᐊᓕᒫᒥ ᑲᖑᕐᓄᑦ ᐊᑐᖅᑕᐅᕙᓂᖏᓐᓄᑦ, ᑕᒪᒃᑯᓄᖓᓗ (Atlantic-ᓂᒃ) ᓂᕐᓕᖕᓇᕐᓄᑦ (4% ᐳᓴᓐᑎᓐᓃᑐᓂᒃ ᓄᓇᕐᔪᐊᓕᒫᒥ). ᒫᓐᓇᐅᓕᖅᑐᖅ: ᓄᓇᖓ ᐱᑕᖃᕐᕕᐅᔪᖅ 5% ᐳᓴᓐᑎᖏᓂᑦᑐᓂᒃ ᑲᓇᑕᐅᑉ ᓄᓇᕐᔪᐊᖓᑕ ᕿᑎᖅᐸᓯᐊᓃᖖᖃᑦᑕᖅᑐᓂᒃ ᒥᑭᓐᓂᖅᓴᐅᓂᕋᖅᑕᐅᔪᓂᒃ ᑲᖑᕐᓂᒃ ᐊᑐᖅᑕᐅᕙᓂᖏᓐᓄᑦ, 1% ᐳᓴᓐᑎᖏᓐᓃᑦᑐᓄᓪᓗ (Atlantic brant-ᓂᒃ) ᓂᕐᓕᕐᓇᖃᓰᖑᓪᓗᓂ (ᑕᐃᒪᐃᓇᓯᒋᔭᐅᑐᐃᓐᓇᖅᑐᓂᒃ).
ᓴᐳᓐᓂᐊᖅᑕᐅᓯᒪᓂᖏᓐᓄᑦ ᓇᓗᓇᐃᔭᖅᑕᐅᓯᒪᔾᔪᑎᖏᑦ	ᐊᕙᒃᑐᖅᓯᒪᓂᓕᒃ A-ᒥᒃ, ᖁᑦᑎᒃᑐᒥᒃ ᐱᑕᖃᓇᐊᖃᒻᒪᓇᓂᖏᓐᓂᒃ ᐃᓕᑕᓇᔭᐅᔾᔪᑎᓖᑦ ᐆᒪᔪᖅᑲᖅᓂᖏᓐᓄᑦ ᓇᔪᕝᕕᒃᓴᖅᑲᑦᑎᐊᓇᖅᑲᖅᓂᖏᓄᓪᓗᓐᓃᑦ ᓴᐳᓐᓂᐊᖅᑕᐅᓯᒪᓗᑎᒃ
ᓄᓇᕐᔪᐊᕐᒥ ᓄᓇᓕᒃᔪᐊᑦ ᑕᐱᓅᖏᑦ ᓴᐳᓐᓂᐊᕐᓂᕐᒧᑦ ᐱᐅᓯᑐᖃᓄᔭᐅᔪᓂ IUCN-ᑯᑦ	ᐊᕙᒃᑐᖅᓯᒪᓂᓕᒃ 1b (ᐆᒪᔪᖅᑲᕝᕙᑐᖅᑲᐅᖏᓇᖅᓂᖓᓄᑦ)
ᒐᕙᒪᐃᑦ ᒥᓂᔅᑕᐃᑦ ᑲᑎᒪᔨᖏᓄᑦ ᒪᓕᒐᓕᐊᖑᓂᕐᒧᑦ ᓈᓴᐅᑖ	P.C. 1959-629 (SOR/74-514)

<table>
<tr>
<td>ᓇᓗᓇᐃᒃᑯᑕᖏᑦ ᑲᓇᑕᐅᑉ ᓄᓇᕐᑯᑎᖏᓐᓂᒃ ᐱᕐᑯᑎᒋᔭᐅᓂᖏᓐᓄᑦ ᓈᓴᐅᑖ</td>
<td>ᐊᑐᓐᖏᑦᑐᖅ</td>
</tr>
<tr>
<td>ᐃᓄᖕᓄᑦ ᐱᕐᑯᑎᒋᔭᐅᔪᑦ ᓄᓇᐃᑦ
(ᓄᓇᐃᑦ ᐊᕕᒃᑐᖅᓯᒪᓂᖏᑦ ᐃᓕᑕᕆᔭᐅᓂᖏᑦ ᓈᓴᐅᑖ)</td>
<td>
<table>
<tr><th>ᐊᕕᒃᑐᖅᓯᒪᔪᑦ ᓇᓗᓇᐃᑯᑦ</th><th>ᐱᔪᓐᓇᐅᑎᖃᕐᕕᐅᓂᖏᑦ</th><th>ᑲᑎᓪᓗᒋᑦ ᐊᖏᓂᖏᑦ (Hᐃᐊᒃᑕᐃᑦ)</th></tr>
<tr><td>CH-06</td><td>ᖃᖓᓃᑐᑦ ᓄᓇᐃᑦ</td><td>714km^2 ᑭᑉᐹᕆᒃᑐᑦ ᑭᓛᒥᑕᐃᑦ</td></tr>
</table>
</td>
</tr>
<tr>
<td>ᐊᓯᒃᑲᓐᓂᖏᓐᓂᒃᑕᐅᖅ ᑎᒃᑯᐊᖅᑕᐅᓯᒪᓂᖏᑦ</td>
<td>▪ ᐃᑲᑐᐊᑉ ᑰᖓᓂ (ᖃᓪᓗᓈᑎᑐᑦ ᑕᐃᔭᐅᔪᒥᒃ ᐳᐊᓯᑉ ᑰᖓᓂᒃ) ᓄᓇᐃᓪᓗ ᐊᕙᓗᐊᓂ ᒪᔅᓴᐅᓂᖏᑦ ᑎᖕᒥᐊᖃᕐᕕᐅᑎᑕᐅᔫᑉ (NU022)
▪ ᐱᒻᒪᕆᐅᓂᖏᑦ ᓄᓇᐃᑦ ᑎᖕᒥᐊᕐᓄᑦ ᓄᓇᕗᒻᒥ (ᓄᓇᖓᓂ 13)
▪ ᐃᑲᑦᑐᐊᑉ ᑰᖓᓂ (ᑕᐃᔭᐅᓂᖓᓂ ᖃᓪᓗᓈᑎᑐᑦ ᐳᐊᓯᑉ ᑰᖓᓂᒃ) ᓄᓇᕐᔪᐊᓕᒫᒥ ᐆᒪᔪᖃᕐᕕᐅᓂᖓᓄᑦ ᐱᓕᕆᕝᕕᐅᓂᖓ (ᓄᓇᖏᓐᓂ 6-5)
▪ ᐱᒻᒪᕆᐅᔪᖅ ᓄᓇᒥ ᓇᔪᖅᑕᐅᕝᕕᒃ ᑎᖕᒥᐊᕐᓄᑦ (NU ᓄᓇᖓᓂ 43)</td>
</tr>
<tr>
<td>ᓇᓃᓂᖏᑦ ᐆᒪᔪᖃᓲᑦ ᓄᓇᐃᑦ ᐊᒻᒪᓗ ᐱᕈᖅᕕᐅᔪᖃᖅᑐᑦ ᐱᒻᒪᕆᐅᓂᖏᑦ</td>
<td>• ᐱᒻᒪᕆᐅᔪᓂᒃ ᑎᖕᒥᐊᖃᓲᖑᓂᖓᓐᓄᑦ ᒪᓕᒃᐳᑦ ᒪᓕᒐᕐᓂᒃ ᓄᓇᕐᔪᐊᕐᒥ ᐱᒻᒪᕆᐅᓂᖃᕐᓂᕋᐃᔪᓐᓇᕐᓂᕐᒥᒃ: ᑕᒫᓂ ᐊᔾᔨᒌᖏᑦᑑᑎᓂᒃ ᐊᒥᓱᓂᒃ ᐆᒪᔪᖃᓲᖑᖕᒪᑦ, ᐃᒪᕐᒥᐅᑕᓂᒃ, ᑎᖕᒥᐊᕐᓂᒃ ᐊᒥᓱᓂᒃ ᐊᔾᔨᒌᖏᑦᑑᑎᐅᔪᓂᒃ
• 5% ᐳᓴᓐᑎᖏᓃᑦᑐᑦ ᑲᓇᑕᐅᑉᓗ ᐊᒥᐊᓕᑲᐅᑉᓗ ᓄᓅᓗᐊᓂᓲᑦ ᑲᖑᐃᑦ ᓄᓕᐊᖃᑦᑕᕐᒪᑕ ᑕᒫᓂ
• 4% ᐳᓴᓐᑎᖏᓃᑦᑐᑦ ᓂᕐᓕᕐᓇᐃᑦ (Atlantic brant) ᑕᒫᓂ ᓄᓕᐊᖅᐸᓚᐅᕐᒥᔪᑦ ᓯᕗᓂᐊᒍᑦ
• ᐱᑕᖃᕐᕕᐅᕙᒃᑐᖅ ᑕᒪᓐᓇ ᑎᑭᓯᒪᕝᕕᐅᑲᐃᓐᓇᖃᑕᕐᓂᖅ ᑲᔪᓯᕙᓪᓕᐊᓂᖏᓐᓂ ᓂᕆᖅᐸᓯᖕᒧᑦ ᖃᓪᓗᓈᑦ ᓄᓇᖏᓄᑦ ᐅᑎᖅᐸᓪᓕᐊᓕᖅᑎᓪᓗᒋᑦ ᐅᑭᐅᖅᑕᖅᑐᒥᖕᒑᖅᑐᑦ ᐅᓪᓗᖃᓚᐅᖅᑐᑦ ᓯᒡᔭᖅᐸᓯᖕᒥᓃᖑᔪᓄᑦ ᑎᖕᒥᐊᑦ ᓯᒡᔭᕆᐊᕐᔪᒐᓚᐃᑦ
• ᐱᒻᒪᕆᐊᓘᔪᖅ ᐊᐅᔭᒃᑯᑦ ᓇᓄᖃᕐᕕᐅᕙᖕᓂᖓᓄᑦ
• ᓇᐹᖅᑐᖅᑲᖏᑦᑐᕐᒥᐅᑦ ᑐᒃᑐᐃᑦ ᐃᓚᖏᓐᓂᒃ ᓄᓇᓂᒃ ᑕᒫᓂ ᐊᑐᖅᐸᓚᐅᖅᑐᑦ ᓄᕐᓇᐅᕕᐅᓂᕐᒧᑦ</td>
</tr>
<tr>
<td>ᑕᒪᓂᕐᒥᐅᑕᑐᖃᐅᓐᖏᑦᑐᓄᑦ ᐆᒪᔪᓄᑦ/ᖁᑉᐱᕐᕈᓄᑦ ᐱᑕᖃᕐᕕᐅᕙᓕᕐᓂᖓ</td>
<td>ᖃᐅᔨᒪᔭᐅᔪᖃᖏᑦᑐᖅ ᓯᓕ</td>
</tr>
</table>

ᐆᒪᔪᐃᑦ ᐊᒥᓲᖏᓗᐊᓕᕐᓂᖏᑦ	**ᒪᓕᒐᖅᑎᒍᑦ ᐃᓕᑕᕆᔭᐅᓯᒪᓂᖏᑦ ᑲᓇᑕᒥ *ᐆᒪᔪᐃᑦ*** ***ᐊᒥᓲᖏᓗᐊᓕᕐᓂᖏᓐᓄᑦ ᒫᓕᒐᖅᑎᒍᑦ*** ᓄᖑᓕᒑᓕᖅᑐᓂᒃ: ᑐᕙᓪᓗᕙᓪᓛᖅ (ᓴᐅᕐᕋᕙᒃ) ᐊᔾᔨᐅᖏᑦᑐᒥᒃ ᐃᓱᒪᓗᑕᐅᓂᖏᑦ: ᐊᔾᔨᐅᖏᑦᑐᒥᒃ ᐃᓱᒪᓗᑕᐅᓂᖏᑦ: ᓇᓄᖅ ᓴᐅᕐᕋᖅ ᑲᔫᓂᖅᓴᖅ ᒥᕿᓐᓂᖅᓴᖅ ᒃ ᖃᕝᕙᒃ **ᖃᐅᔨᓴᖅᑕᐅᓯᒪᔪᑦ COSEWIC-ᑯᓐᓄᑦ ᑲᓇᑕᒥ ᑲᑎᒪᔨᕋᓛᖏᓐᓄᑦ** **ᖃᓄᐃᓕᖓᓂᖏᓐᓄᑦ ᐊᒥᓲᓐᓃᖅᐸᓪᓕᐊᓂᕋᖅᑕᐅᓯᒪᔪᓄᑦ ᐆᒪᔪᐃᑦ** ᐊᒥᓲᖏᓗᐊᓕᕐᓂᕐᒧᑦ ᐅᓗᕆᐊᓇᕐᓂᒦᓕᖅᑐᑦ: ᓇᐹᖅᑐᖅᑲᖏᑦᑐᕐᒧᑦ ᑐᒃᑐᐃᑦ ᓂᐱᓴᐃᑦ ᖁᖅᓱᖅᑐᑦ ᐊᔾᔨᐅᖏᑦᑐᒥᒃ ᐃᓱᒪᓗᑕᐅᓂᖏᑦ: ᐊᐃᕖᑦ ᕿᓇᓗᒐᐃᑦ ᐊᕐᕖᑦ ᑐᒑᓖᑦ ᕿᓇᓗᒐᐃᑦ ᓇᑦᑏᑦ
ᐊᐅᓚᑦᑎᔨᐅᓂᕐᒧᑦ ᑎᒥᖁᑎᒋᔭᐃᑦ	ᐊᕙᑎᓕᕆᔨᕐᔪᐊᒃᑯᑦ ᓯᓚᐅᓪᓗ ᐊᓯᔾᔨᖅᐸᓪᓕᐊᔪᓕᕆᔨᖏᑦ ᑲᓇᑕᒥ (ᑲᓇᑕᒥ ᐆᒪᔪᓕᕆᔩᑦ ᐱᔨᑦᑎᕋᐃᔨᖏᑦ) ᐃᓚᒋᓪᓗᓂᒋᑦ ᐃᕐᓂᐅᕐᕕᒃᑯᑦ ᐊᕕᒃᑐᖅᓯᒪᓂᖏᓐᓄᑦ ᐊᐅᓚᑦᑎᔨᐅᖅᑕᐅᔪᑦ ᑲᑎᒪᔨᕋᓚᖏᑦ
ᐃᓄᖕᓄᑦ ᑎᑭᓯᒪᕝᕕᐅᔪᓐᓇᕐᓂᖏᑦ ᐊᒻᒪᓗ ᐊᑐᖅᑕᐅᔪᓐᓇᕐᓂᖏᑦ	ᐃᓄᐃᑦ ᓄᓇᕗᒻᒥᐅᑦ ᐊᑭᖅᑲᖏᑦᑐᒥᒃ ᐊᒻᒪᓗ ᐊᔪᕐᓇᖅᑎᑕᐅᓐᖏᑦᑎᐊᖅᑐᒥᒃ ᑎᑭᓯᒪᔪᓐᓇᖅᐳᑦ ᐊᖑᓇᓱᖕᓂᕐᒥᓂᒃ ᑕᒪᐃᓐᓂᒃ ᓄᓇᖏᓐᓂᒃ, ᐃᒪᕐᓂᒃ ᐊᒻᒪᓗ ᑕᕆᐅᕐᒥᒃ ᐃᒪᕐᒥᒃ ᐃᓗᐊᓃᑦᑐᓂᒃ ᑎᖕᒥᐊᖅᑲᖅᕕᐅᑉ (ᒪᓕᒃᑕᐅᓪᓗᑎᒃ ᐃᓗᓕᖏᑦ *5-ᖓᓃᑦᑐᑦ ᐃᓄᐃᑦ ᐃᑲᔫᓯᐊᒃᓴᖏᓐᓄᑦ ᐊᖏᕈᑎᓂ)* ᐊᒻᒪᓗ ᒪᓕᒃᑕᐅᔭᕆᐊᖅᑲᕆᓗᑎᒃ *ᐃᓗᓕᖏᑦ 5.7.18-ᒦᑦᑐᑦ ᓄᓇᕗᒻᒥ ᐊᖏᕈᑎᓂ).* ᐃᓄᑦᓚᕆᐅᓐᖏᑦᑐᑦ ᐊᑐᕈᓐᓇᖅᑐᑦ ᑎᖕᒥᐊᖅᑲᖅᕕᖕᓂ ᐃᖅᑭᐊᖑᐃᔭᐅᑕᐅᓂᕐᒧᑦ ᐊᓯᖏᓄᑦᓗ, ᓈᒪᔪᓂᒃ ᐱᔪᓐᓇᐅᑎᖅᑲᑐᐊᕈᑎᒃ, ᒪᓕᒃᑕᐅᓪᓗᑎᒃ *ᑎᖕᒥᐊᕐᓂᒃ ᐅᑎᖅᐸᒃᑐᓂᒃ ᑲᑎᒻᒪᐅᑕᐅᓗᑎᒃ ᒪᓕᒐᐊᖑᓯᒪᓂᖏᑦ.*

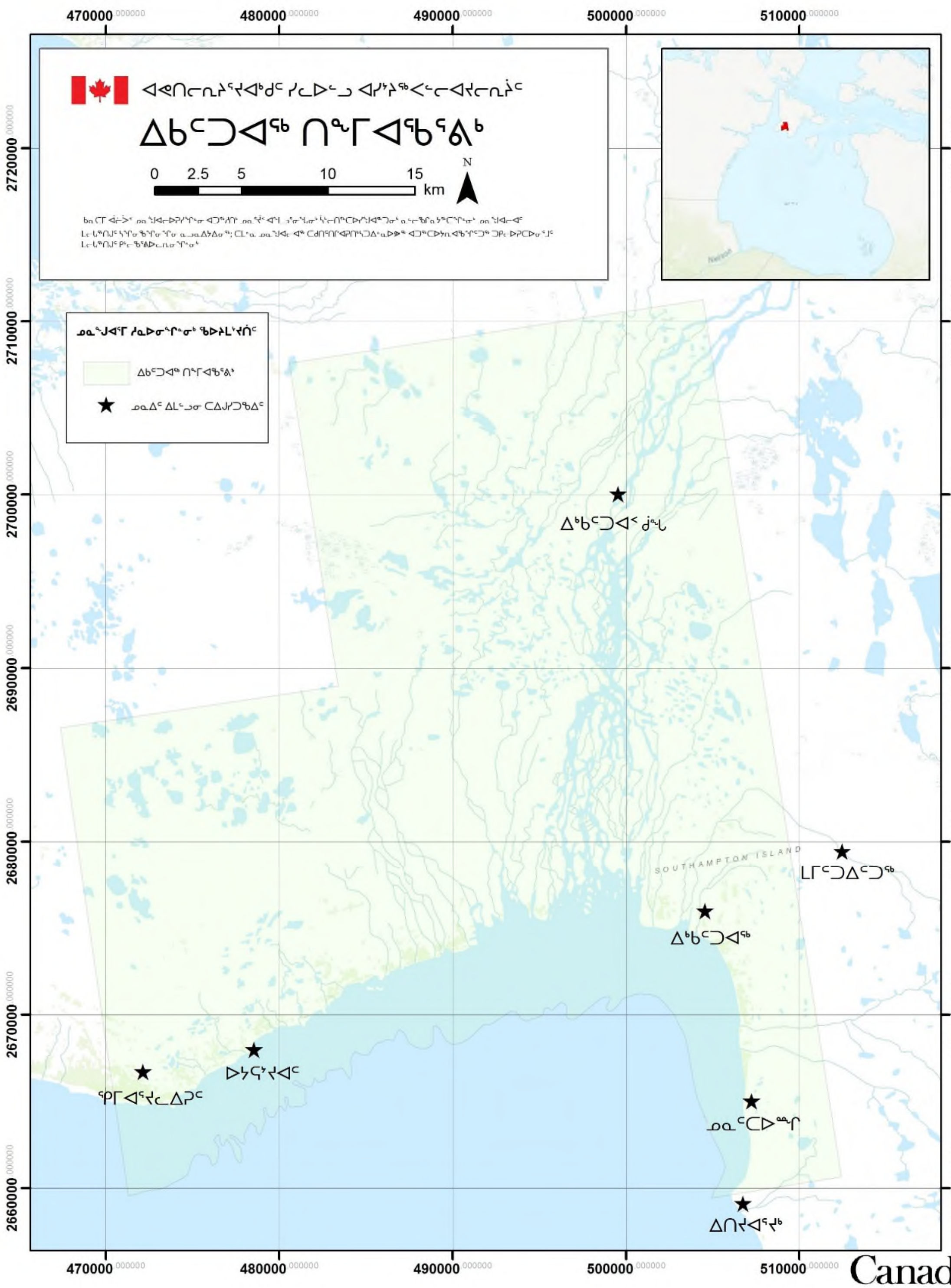
ᐊᕙᑎᓕᕆᔨᕐᔪᐊᒃᑯᑦ ᓯᓚᐅᑉ ᐊᓯᔾᔨᖅᐸᓪᓕᐊᔪᓕᕆᔩᑦ
ᐃᑲᑦᑐᐊᖅ ᑎᖕᒥᐊᖅᑲᕐᕕᒃ
0 2.5 5 10 15 km
N
ᓄᓇᙳᐊᕐᒥ ᓱᓇᐅᓂᙱᓐᓂᒃ ᖃᐅᔾᒪᒃᔪᑏᑦ
ᐃᑲᑦᑐᐊᖅ ᑎᖕᒥᐊᖅᑲᕐᕕᒃ
ᓄᓇᐃᑦ ᐃᒪᓪᓗᓂ ᑕᐃᔪᕐᑐᖅᐃᑦ
ᐃᒃᑲᑦᑐᐊᑉ ᑰᖓ
ᒪᒥᑦᑐᐃᑦᑐᖅ
SOUTHAMPTON ISLAND
ᐃᒃᑲᑦᑐᐊᖅ
ᕿᒥᐊᕐᔪᓚᐃᕈᑦ
ᐅᔭᕋᔾᔭᐊᑦ
ᓄᓇᑦᑕᐅᙱ
ᐃᑎᔪᐊᕐᔪᒃ
470000 000000
480000 000000
490000 000000
500000 000000
510000 000000
2720000 000000
2710000 000000
2700000 000000
2690000 000000
2680000 000000
2670000 000000
2660000 000000

ᑕᑯᔭᒃᓴᖅ 1: ᐃᓂ ᑎᖕᒥᐊᖅᑲᕐᕕᐅᑉ ᐊᒻᒪᓗ ᐃᓄᐃᑦ ᐅᖃᐅᓯᑐᖄᖑᑦ ᓄᓇᐃᑦ ᑕᐃᔭᐅᓂᖏᑦ (ᐱᔭᐅᓯᒪᔪᑦ ᐃᓄᐃᑦ ᐱᐅᓯᑐᖃᖏᓐᓂᒃ ᐸᐸᑎᔾᔩᑦ ᑎᑎᖅᑯᑎᖏᓐᓂᒃ).

]

1.1 ᐊᕕᒃᑐᖅᓯᒪᓂᖓᑕ ᖃᓄᐃᓕᖓᓂᖓ

ᐃᑲᑦᑐᐊᕐᒥ ᑎᖅᒥᐊᕐᑲᕐᕕᒃ (ᐃᑲᑦᑐᐊᖅ) ᐃᓂᕐᑲᖅᐳᖅ ᑕᐅᕙᓂ ᓂᒋᖅᐸᓯᐊᑕ ᐱᖓᖅᓇᖅᐸᓯᖓᓂ ᓴᓪᓕᐅᑉ ᕐᑭᑭᖅᑖᓗᐊᑕ ᐃᓚᖓᓂ, ᐊᖏᔪᐊᓗ ᕐᑭᑭᖅᑖᓗᐊ ᑕᐅᕙᓃᒻᒪᑦ Hᐊᔅᓴᓐᐲᑉ ᑕᕆᐅᖓᑕ ᐅᐊᓐᓇᐅᓂᖓᓂ, ᑭᕙᓪᓕᐅᑉ ᐊᕕᒃᑐᖅᓯᒪᓂᖓᓂ, ᓄᓇᕗᒻᒥ. ᑕᒪᓐᓇ ᑎᖅᒥᐊᕐᑲᕐᕕᒃ ᐅᖓᓯᖕᓂᓕᒃ 110 km ᑭᓵᒥᑕᓂᒃ ᓄᓇᓕᑐᐊᕆᔭᖓᓐᓂ ᕐᑭᑭᖅᑕᖓᓂ, ᓄᓇᓕᖕᓂ ᓴᓪᓕᓂ, ᐃᓄᕐᑲᖅᑐᓂᒃ 891-ᓂᒃ. (ᓈᓴᐃᔩᑦ ᑲᓇᑕᒥ, 2016-ᒥ).

ᐱᓗᐊᖅᑐᒥᒃ ᓄᓇᖓᓂ ᐱᑕᕐᑲᖅᐳᖅ ᑎᖅᒥᐊᕐᑲᕐᕕᐅᑉ ᓄᓇᖓᓂ ᑰᖅᒥᒃ (ᕐᑲᑦᑐᓈᑎᑐᑦ ᑕᐃᔭᐅᔪᒥᒃ ᐳᐊᓯᑉ-Boas ᑰᖓᓂᒃ) ᑰᒃᐸᒃᑐᒧᑦ ᑕᒪᐅᖓ ᐃᑲᑦᑐᐊᕐᒧᑦ. ᐊᒥᓯᒐᓴᓐᓂᒃ ᕐᑲᕐᑲᔮᕐᑲᐅᖅᐳᖅ ᑎᖅᒥᐊᕐᑲᕐᕕᐅᑉ ᑲᓇᖅᓇᖅᐸᓯᖓᓂ, ᐊᒻᒪᓗ ᒪᔪᖅᑐᓂᒃ ᕐᑯᒻᒧᒃᑐᓂᒃ ᓯᒡᔭᕐᑲᖅᓯᓂ ᐱᖓᖅᓇᖓᓂ. ᑎᖅᒥᐊᕐᑲᕐᕕᒃ ᐱᑕᕐᑲᕐᒥᔪᖅ, ᑕᑭᓂᓕᖕᒥᒃ 45 km ᑭᓵᒥᑕᓂᒃ ᓯᒡᔭᒥᒃ ᐊᒻᒪᓗ ᐃᑲᑐᐊᕐᒥᒃ ᒪᕐᕈᐃᓐᓇᐅᓂᕐᒥᒃ ᐊᒻᒪᓗ ᐱᕈᖅᑐᕐᑲᖅᓯᓂ ᑭᓕᕐᓇᖕᓂᖅ ᓄᓇᖏᓐᓂ ᐊᑦᑎᒃᑑᑎᐅᓂᖏᓐᓂᒃ ᐃᑲᑐᐊᑉ ᑰᖓᓄ ᐊᑕᔪᓂᒃ. ᓄᓇᖓ ᑕᒪᓐᓇ ᕐᑲᕐᑲᔮᕐᑲᓗᐊᖏᑦᑐᖅ ᑕᒫᓂ ᐳᑐᓂᑖᔭᐃᓐᓇᐅᓗᓂ ᓄᓇᖓᓂ ᑕᒫᓂ ᐆᒃᑐᕐᕋᐅᑎᓕᖕᓂᒃ 60 m ᒦᑕᓕᖕᓂᒃ.

ᓴᓪᓕᓂ, ᑎᖅᒥᐊᕐᑲᕐᕕᖕᒥᓗ, ᓄᓇᖓ ᓴᓇᕝᕕᐅᓯᒪᕐᔪᐊᖏᑦᑐᖅ ᐊᒻᒪᓗ ᐊᒃᑐᖅᑕᐅᓯᒪᓗᐊᖏᔅᓯᓂ. ᐃᓅᔾᔪᑎᒃᓴᖏᓐᓄᑦ ᐊᖑᓇᓯᒋᐊᖅᐸᒃᑐᑦ ᐱᒪᕆᐊᓗᖕᒥᒃ ᐃᓕᖅᑯᓯᑐᕐᑲᖏᓐᓄᑦ, ᐃᓅᕐᑯᑎᖏᓐᓄᑦ ᐊᒻᒪᓗ ᐃᓅᔾᔪᑎᒃᓴᕐᑲᕆᕙᒃᑕᖏᓐᓄᓪᓗ ᓴᓪᓕᐅᕐᒥᐅᑦ (ᐃᓗᓕᖏᑦ 3.2 ᐊᒻᒪᓗ 3.3-ᒥ ᐅᕐᑲᐅᓯᐅᔪᑦ). ᐃᓄᐃᑦ ᓅᑉᐸᒃᑐᑦ ᕐᑭᑭᖅᑕᖓᓐᓂ ᐱᓗᐊᖅᑐᒥᒃ ᓯᑰᒃᑯᑦ, ᕐᑭᒧᒃᓯᑯᓪᓗᓐᓃᑦ ᐅᑭᐅᒃᑯᑦ ᐊᒻᒪᓗ ᐊᐅᔭᒃᑯᑦ Hᐋᓐᑕᒃᑯᑦ ᐅᒥᐊᒃᑯᓪᓗ. ᐅᖓᓯᖕᓂᖓ ᓄᓇᖓᑦ ᓄᓇᒃᑰᕈᑎᓕᓇᕝᕕᕐᑲᓗᐊᖏᓂᖓᓄᑦ ᓴᓇᔭᐅᓯᒪᔪᕐᑲᖏᓗᐊᕐᓂᖏᓄᓪᓗ ᐱᕐᑯᑎᕐᔪᐊᕐᓂᒃ ᑕᒪᒃᑯᓄᖓ, ᐊᐅᓪᓛᕈᓐᓇᕐᓂᕐᒧᑦ ᐊᔪᓐᓇᕐᑲᑦᑕᖅᐳᖅ ᑎᖅᒥᐊᕐᑲᕐᕕᖕᒧᑦ ᐊᔪᕐᓇᕐᑲᑦᑕᖅᐳᖅ ᕐᑲᖓᑕᕖᕐᑲᑕᕐᑲᖏᑎᓪᓗᒍ.

ᐃᑲᑦᑐᐊᕐᒥ ᑎᖅᒥᐊᕐᑲᕐᕕᒃ ᓴᓪᓕᓃᒻᒪᑦ ᓈᐸᖅᑐᕐᑲᖏᓂᖓᓂ ᓄᓇᒥ (ᐊᕕᒃᑐᖅᓯᒪᔪᓂ ᑕᑯᑎᑦᑎᔾᔪᑦ 2). ᑕᒪᓐᓇ ᓂᒡᓚᓱᖕᓂᕐᑲᕐᑲᔪᒃᐳᖅ ᑕᒫᓂ -11°C-ᒥᒃ (ᐊᐅᔭᒃᑯᑦ ᑕᒫᓂ 2°C-ᒥ; ᐅᑭᐅᒃᑯᑦ ᑕᒫᓂ -23°C). ᑕᒪᓐᓇ ᓄᓇᖓᑕ ᐊᕕᒃᑐᖅᓯᒪᓂᖓ ᐱᓗᐊᖅᑐᒥᒃ ᐊᑯᓐᓂᖅᓱᕐᓂᕐᑲᖅᑕᒥᒃ ᐅᑭᐅᖅᑐᖅᐸᓯᐅᓂᕐᒥᒃ ᓯᓚᕐᑲᓲᖑᔪᑦ. ᕐᑭᕐᑭᓂᖓ ᐊᐱᓯᒪᓂᖓᓗ ᐱᑕᕐᑲᐃᓐᓇᖅᐳᖅ ᑕᒪᐃᓐᓂᒃ ᑕᕐᑭᓂᒃ ᐱᖏᑕᑐᐊᕆᓪᓗᒍ ᑕᕐᑭᖓᓂ ᔪᓚᐃ. ᐃᒪᖏᑦ ᓂᒋᐊᓂ ᓴᓪᓕᐅᑉ ᑐᕙᐃᖓᕙᒃᑐᑦ ᐊᕐᕿᒍᓕᒫᑲᓴᒃ, ᑭᓂᐸᓂᐅᔾᔭᑕᐅᓗᐊᕐᑲᑕᖅᓯᑎᒃ. ᐊᕐᕿᒍᑕᒫᖅ ᒪᕐᑯᒃᐸᖕᓂᖓᓗᓐᓃᑦ, ᕐᑲᓐᓂᖅᐸᖕᓂᖓᓗᓐᓃᑦ, ᑭᓂᑎᓇᕙᖕᓂᖓᓗᓐᓃᑦ ᑕᒫᓃᓲᖑᔪᖅ ᐆᒃᑐᕐᕋᐅᑎᑎᒍᑦ 302.9 mm, ᐃᓚᖓᓂᒃ ᕐᑯᕚᓯᖕᓂᖅᓴᐅᓪᓗᓂ ᐊᓯᖏᓐᓂᒃ ᓄᓇᖅᐱᐅᓂᕐᒦᑐᓂᒃ ᓄᓇᕗᒥ.

ᐊᕕᒃᑐᖅᓯᒪᔪᓂᒃ ᑕᑯᑎᑦᑎᔾᔪᑦ 2: ᐊᕕᒃᑐᖅᓯᒪᓂᖓᑕ ᖃᓄᐃᓕᖓᓂᖕᒋᑦ ᐊᒻᒪᓗ ᐆᒪᔪᖃᕐᓂᖕᒋᑦ ᐊᕙᓗᐊᓂ ᓇᓗᓇᐃᒃᑯᑦᑎᖅᑕᐅᓯᒪᓂᖕᒋᑦ ᑎᖕᒥᐊᖃᕐᕕᖕᒥ

ᐊᕕᒃᑐᖅᓯᒪᓂᖓᑕ ᖃᓄᐃᓕᖓᓂᖕᒋᑦ	ᑲᓇᑕᐅᑉ ᓄᓈᓗᐊᓂᒃ ᑕᐃᔅᓯᒪᓂᑐᖃᒻᒪᓇᒃ ᕋᕈᖅᐸᓪᓕᐊᓕᓚᐅᕐᓂᖕᒋᑦ
ᓄᓇᖓᑕ ᑲᓇᑕᒥ ᐊᕕᒃᑐᖅᓯᒪᓂᖓ	Hᐊᑦᓴᓐᐲᑉ ᐊᕕᒃᑐᖅᓯᒪᓂᖓᓄᑦ ᐃᓚᒋᔭᐅᔪᖅ
ᐊᕙᑎᒥᐅᑕᖕᒋᑦ ᖃᓄᐃᑐᖃᕐᓂᖕᒋᑦ	3 ᓂᒋᖅᐸᓯᐊᓂ ᐅᑭᐅᖅᑕᖅᑑᑉ
ᓄᓇᖕᒋᑦ ᐆᒪᔪᖃᕐᓂᖕᒋᓄᓪᓗ ᔨᒌᖕᒋᓐᓂᖃᕐᓂᖕᒋᑦ	3.2 ᑭᕙᓪᓕᕐᒥ ᐊᑦᑎᒃᑑᑎᐅᓂᖕᒋᑦ ᓄᓇᖕᒋᑦ
ᓄᓇᖕᒋᑦ ᐆᒪᔪᖃᕐᓂᖕᒋᓄᓪᓗ ᔨᒌᖕᒋᓐᓂᖃᕐᓂᖕᒋᑦ	3.2 ᑭᕙᓪᓕᕐᒥ ᐊᑦᑎᒃᑑᑎᐅᓂᖕᒋᑦ ᓄᓇᖕᒋᑦ
ᓄᓇᖕᒋᑦ ᐆᒪᔪᖃᕐᓂᖕᒋᓄᓪᓗ ᒃᑐᖅᑕᐅᓗᐊᖅᑕᐃᓕᒪᔪᑦ (ᓄᓇᐃᑦ ᓇᒥᐅᑕᖕᒋᓪᓗ)	3.2.46.185 Boas ᖃᓪᓗᓈᑎᑐᑦ ᑕᐃᔭᐅᔫᑉ ᐳᐊᓯᑉ ᑰᖓ
ᑕᕆᐅᕐᒥᐅᑕᐃᑦ ᐆᒪᔪᖃᕐᕕᒐᓴᐅᓂᖕᒋᑦ	ᐊᔾᔨᒌᖕᒋᑦᑑᑎᓂᒃ Hᐊᑦᓴᓐᐱᖑᓂᕐᒥᓰᑦ

1.2 ᖃᓄᖅ ᐱᕙᓪᓕᐊᓚᐅᕐᒪᖔᑦ

ᑕᒪᓐᓇ ᑲᖑᖃᕐᕕᒃ ᐃᑲᑦᑐᐊᑉ ᑰᖓᓂ ᖃᐅᔨᓴᖅᑕᐅᓯᒪᓂᖅᐹᖑᕗᖅ ᓄᓇᖕᒋᓐᓂ ᑲᓇᑕᐅᑉ ᐅᑭᐅᖅᑕᖅᑐᖅᐸᓯᐊᓂ ᐊᑯᓐᓂᖕᒋᓐᓂᒃ ᐊᕐᕌᒍᐃᑦ 1930ᑦ ᐊᒻᒪᓗ ᐃᓱᖅᐸᓯᖕᒋᓐᓂ ᐊᕐᕌᒍᐃ 1950ᑦ. ᖃᓂᒋᔭᖕᒋᓐᓂᒃ 20,000 ᑲᖑᐃᑦ ᓂᐅᖕᒥᐅᑦᑎᖅᑐᖅᑕᐅᓚᐅᖅᓯᒪᔪᑦ ᐊᕐᕌᒍᐃᑦ ᐊᑯᓐᓂᖕᒋᓐᓂ 1952 ᐊᒻᒪᓗ 1958. ᑎᖕᒥᐊᖃᕐᕕᒃ ᑲᒪᒋᔭᐅᔪᒻᒪᓇᐊᕙᓚᐅᖅᑐᖅ ᐆᒪᔪᓕᕆᔨᓄᑦ ᐱᑕᖃᕐᓂᖃᖅᑕᐅᓂᖕᒋᓐᓄᑦ "ᖃᕝᕖᑦ" "ᑲᖑᐃᓪᓗ" ᓄᓕᐊᖅᑕᐅᑎᓲᖑᓂᖃᖅᑕᐅᓂᖕᒋᓐᓄᑦ ᑕᐅᕙᓂ (Cooch & Barry, 1957). ᑕᐃᔅᓯᒪᓂ, ᑕᐃᔅᓯᒪᓂᓕ, ᒪᕐᕈᖕᓂᒃ ᑕᖅᓴᖃᑎᒋᒐᓱᒋᔭᐅᖕᒋᓂᖕᒋᓐᓄᑦ ᐊᔾᔨᒋᑦᑑᑕᐅᓇᓱᒋᔭᐅᕙᓚᐅᖅᐳᑦ ᑎᖕᒥᐊᑦ. 1957-ᒥ, ᐆᒪᔪᓕᕆᔨᕐᑯᑦ ᐱᒋᐊᖅᑎᑦᑎᔪᒪᓕᓚᐅᖅᐳᑦ ᑎᖕᒥᐊᖃᕐᕕᖕᒥᒃ ᓴᐳᓐᓂᐊᖅᑕᐅᖁᓪᓗᒋᑦ ᑎᖕᒥᐊᑦ ᐃᑲᑦᑐᐊᑉ ᑰᖓᓂ, ᓄᓕᐊᕐᕕᐅᕙᖕᓂᖕᒋᓪᓗ

ᓂᕐᓕᕐᓇᖕᓄᑦ (Atlantic brant-ᓂᒃ) ᑕᐃᔅᓱᒪᓂ ᒪᓕᒐᖅᑲᓚᐅᕐᓂᖏᓐᓄᑦ ᐊᒥᓲᖏᓗᐊᓕᕐᓂᕋᖅᑕᐅᓂᖏᓐᓄᑦ, ᖃᐅᔾᒪᔭᐅᓂᖏᓄᓪᓗ ᑐᓪᓕᕆᔭᐅᔪᑦᑑᓂᖅ ᓄᓕᐊᕐᕕᐅᕙᖕᓂᖅ ᑲᖑᐃᑦ (Ross-ᕿᔅ), ᑲᓇᑕᐅᑉ ᐅᑭᐅᖅᑕᖅᑐᖅᐸᓯᐊᓂᖓᓂ.

ᑖᓂ ᒪᐃ 21, 1959-ᖑᑎᓪᓗᒍ ᐃᑲᑦᑐᐊᑉ ᑰᖓᓂ ᐱᓐᖑᖅᑎᑦᑎᓚᐅᖅᐳᑦ Hᐊᐅᓕ ᑭᐸᓐᓯᐅᑉ ᑎᖕᒥᐊᖃᕐᕕᖓᓂᒃ, ᒪᓕᒐᓕᐅᖅᑎᖏᓐᓄᑦ (ᒐᕙᒪᒋᔭᐅᓂᖏᓐᓂ P.C-ᑯᑦ. ᐊᕐᕿᑐᒥ 1959-629). ᑎᖕᒥᐊᖃᕐᕕᕈᖅᑎᑕᐅᔪᖅ ᑕᐃᔭᐅᓚᐅᖅᑐᖅ ᐅᐱᒋᔭᐅᓂᖓᓄᑦ Hᐊᐅᓕ ᑭᐸᓐᔅ ᐅᓇᐃᓐᓄᒃ (ᐃᓄᓚᐅᖅᑐᖅ ᑖᒫᖓ. 1900-1954). ᐅᓇᐃᓐᓄᒃ ᐃᓅᓚᐅᖅᑐᖅ ᐅᒃᑯᓯᒃᓴᓕᖕᒥ, ᐱᓕᕆᔨᒋᔭᐅᓚᐅᖅᑐᖅ Hᐊᑦᓴᓐᐲ ᑲᒻᐸᓂᒃᑯᓐᓄᑦ, ᐊᒥᐊᓕᑲᒥᐅᓪᓗ ᐅᓇᑦᑐᓴᖏᓐᓄᑦ, ᐳᑭᖅᑕᓕᒃᑯᓐᓄᓪᓗ. ᑐᓂᔭᐅᓚᐅᖅᓯᒪᔪᖅ ᐃᓕᑕᕆᔭᐅᓂᕐᒧᑦ ᑯᐃᓐᒥᖕᓛᖅᑐᓂᒃ ᐅᔭᒥᖕᒥᒃ 1933-ᖑᑎᓪᓗᒍ, ᐱᔾᔪᑎᕿᐃᔾᔨᒋᔭᐅᓂᕐᒥᓄᑦ ᐊᐅᓪᓛᔾᔮᔾᔨᐅᖃᑦᑕᕐᓂᕐᒥ ᐊᒻᒪᓗ ᑑᔅᓯᕆᔭᐅᖃᑦᑕᕐᓂᖅ ᐊᒥᓱᓄᑦ ᖃᐅᔨᓴᖅᑎᓄᑦ (Cooch, 1957).

ᑎᑎᕋᖅᑕᐅᓕᓚᐅᖅᐳᑦ ᐊᐅᓚᑦᑎᓂᕐᒧᑦ ᐸᕐᓇᐅᑏᑦ 1986-ᖑᑎᓪᓗᒍ, ᓱᕗᓂᐊᒍᑦ ᓄᓇᕘᒥᒃ ᓄᓇᓖᓚᐅᖏᓂᖏᓐᓂ ᓱᓕ ᐊᒻᒪ ᐊᑎᓕᐅᖅᑕᐅᔪᖅᑲᓚᐅᖏᓂᖓᓂ ᓱᓕ *ᐃᓄᐃᑦ ᐃᑲᔫᓯᐊᒃᓴᖏᓐᓄᑦ ᐊᖏᕈᑏᑦ*. (Stephenson & McCormick, 1986).

1.3 ᓄᓇᖁᑎᒋᔭᐅᓂᖏᑦ ᐊᒻᒪ ᐊᑐᖅᑕᐅᔪᓐᓇᕐᓂᖏᑦ

ᑕᒪᓐᓇ ᓄᓇᖏᓐᓂ ᐊᖏᓂᖅᓴᐅᕗᑦ ᑲᓇᑕᐅᑉ ᒐᕙᒪᒃᑯᖏᓐᓄᑦ ᓄᓇᖁᑎᒋᔭᐅᔪᑦ ᑕᐃᓐᓇ ᐃᓄᖕᓄᑦ ᐱᒋᔭᐅᔪᑦᑑᓪᓗᓂ ᓂᕆᐊᑕ ᑲᓇᖕᓇᖓᓃᑦᑐᖅ ᑎᓴᖅᑯᐊᓃᑦᑐᖅ (CH-06, ᓄᓇᐅᑉ ᖃᖓᓃᑐᓂᒃ ᐱᔪᓇᐅᑎᖃᕕᒃ; ᑕᑯᔭᒃᓴᖅ 2). ᐃᓗᓄᖕᓄᑦ ᐱᖁᑎᒋᔭᐅᔪᖅ ᓄᓇᖓ ᐊᐅᓚᑕᐅᕙᖅ ᑭᕙᓪᓕᕐᒥ ᐃᓄᐃᑦ ᑲᑐᔾᔨᖃᑎᒌᖏᓐᓄᑦ ᐱᔾᔪᔾᔨᓗᑎᒃ ᑭᒡᒐᑐᐃᓪᓗᑎᒃ ᑕᒪᐃᓐᓂᒃ ᐃᓄᖕᓂᒃ. ᑲᓇᑕᐅᑉ ᒥᓂᔅᑖ ᑲᓇᑕᐅᑉ ᒐᕙᒪᖏᓐᓄᑦ-ᓄᓇᖃᖅᑐᑐᖃᐃᓪᓗ ᐱᓕᕆᖃᑎᒌᑦᑎᐊᕈᓐᓇᕐᓂᖏᓐᓄᑦ ᐅᑭᐅᖅᑕᖅᑐᒥ ᐱᕙᓪᓕᐊᔪᓕᕆᓂᕐᒧᑦ ᑲᓇᑕᒥ, ᐊᑐᖅᓱᓂ *ᑲᓇᑕᐅᑉ ᐅᑭᐅᖅᑕᖅᑐᖅᐸᓯᐊᓂᖓᓂ ᓄᓇᖏᓐᓄᑦ ᒪᓕᒐᐃᑦ*, ᑎᒍᒥᐊᖅᑎᐅᕗᑦ ᑕᒪᐃᓐᓂᒃ ᓄᓇᐃᑦ ᐃᓗᐊᓂᒃ ᐱᔪᓇᐅᑕᐅᔪᓂᒃ. ᓄᑖᖑᑦ ᐊᕗᓗᐊᓃᑦᑐᖅ ᑎᖕᒥᐊᖃᕐᕕᐅᑉ ᐊᑯᓯᒪᕗᖅ ᑲᓇᑕᐅᑉ ᒐᕙᒪᒃᑯᖏᓐᓄᑦ ᐱᒋᔭᐅᓪᓗᑎᒃ ᐊᒻᒪ ᐃᓄᖕᓄᑦ ᓄᓇᖁᑎᖏᓐᓂᒃ ᐱᒋᔭᐅᓗᑎᒃ.

ᑲᓇᑕᒥ ᐆᒪᔪᓕᕆᔩᑦ ᑲᒪᔨᐅᕗᑦ ᐊᐅᓚᑦᑎᔨᐅᓂᕐᒥᒃ ᓴᐳᓐᓂᐊᖅᑎᐅᓂᕐᒥᓪᓗ ᑎᖕᒥᐊᕐᓂᒃ, ᐅᓪᓗᖏᓐᓂᒃ, ᒪᓐᓂᖏᓐᓂᒃ, ᓇᓂᑐᐃᓐᓇᑦᑎᐊᖅ, ᑎᖕᒥᐊᖃᕐᕕᐅᔪᓂᒃ ᑲᓇᑕᐅᑉ ᒐᕙᒪᖏᓐᓄᑦ ᓄᓇᖁᑎᒋᔭᐅᓂᖏᓐᓂ. ᐆᒪᔪᓕᕆᔨᒃᑯᑦ ᐊᐅᓚᑦᑎᓂᖏᓐᓂᒃ ᐃᓄᖕᓄᑦ ᐱᖁᑎᒋᔭᐅᓂᖏᓐᓂ ᓄᓇᖏᑦ ᑎᖕᒥᐊᖃᕐᕕᖕᒥ ᑲᒪᔨᐅᕗᑦ ᑭᕙᓪᓕᕐᒥ ᐃᓄᐃᑦ ᑲᑐᔾᔨᖃᑎᒌᖏᓐᓄᑦ.

ᐃᓄᐃᑦ ᓄᓇᖁᑎᒋᔭᐅᔪᑦ ᐃᓱᓕᕝᕕᖃᖅᐳᑦ ᐃᒪᖅᓂᐅᑉ ᖁᑦᑎᖕᓂᖓᓂ (*ᓄᓇᕗᒻᒥ ᐊᖏᕈᑎᓂ 19.8.13*). ᑕᒪᓐᓇ ᑕᕆᐅᑉ ᐃᒪᐅᑉ ᓇᑎᐊ ᑕᕆᐅᓪᓗ ᐅᖓᑕᓃᑦᑐᑦ ᑭᒡᓕᖅᑲᕕᖕᖏᓐᓇ ᐊᐅᓚᑦᑕᐅᕗᑦ. ᑲᓇᑕᐅᑉ ᒐᕙᒪᒃᑯᖏᓐᓄᑦ

ᐃᖃᓗᓕᕆᔨᕐᔪᐊᒃᑯᑦ ᑕᕆᐅᕐᒥᐅᑕᓕᕆᔨᒃᑯᓪᓗ ᑲᓇᑕᒥ ᓂᕈᐊᓚᐅᖅᑐᑦ ᓯᓴᖅᐸᓯᐅᓂᖓᓂᒃ ᐃᒪᕐᓂᒃ ᐊᕗᓗᐊᓂ ᓴᓪᓕᐅᑉ ᕿᑭᖅᑖᓗᐊᓂᒃ ᐊᒻᒪ ᐃᒡᓗᓕᒑᕐᔪᐊᓂᒃ ᐃᓚᐅᔪᒪᓂᖏᓐᓄᑦ, ᑕᐃᒪᐃᒪᑦ ᑕᒪᓐᓇ ᐱᒋᐊᕐᕕᐅᔪᖅ ᑕᕆᐅᖏᓐᓂᒃ ᐃᒪᕐᓂᒃ ᓴᐳᓐᓂᐊᖅᑕᐅᓯᒪᕙᒃᓴᐅᓂᖏᑦ ᐱᓕᕆᕝᕕᓂᐊᓕᖅᑐᓄᑦ. ᓴᓪᓕᐅᑉ ᕿᑭᖅᑖᓗᐊ ᐃᓚᒋᔭᐅᖁᔭᐅᓂᖅ ᑕᒪᑐᒨᖅ

ᓴᐳᓐᓂᐊᖅᑕᐅᓯᒪᕝᕙᒃᓴᐅᓂᕐᒧᑦ ᒫᓐᓇᐅᔪᖅ ᐃᓚᖃᖅᑐᑦ ᖃᖅᓴᐅᖅᑑᑉ ᑕᕆᐅᖓᑕ ᐃᒪᕐᑯᑎᖏᓐᓂᒃ ᑎᖕᒥᐊᖃᕐᕕᖕᒥᒃ, ᑭᓯᐊᓂ ᐃᖃᓗᓕᕆᔨᕐᔪᐊᒃᑯᑦ ᐊᒻᒪᓗ ᐃᓚᒋᕙᒃᑕᖏᑦ ᑐᑭᓕᐅᕈᒫᖅᑐᑦ ᑭᖑᓪᓕᕐᒥ ᖃᓄᐃᓕᖓᓂᐊᕐᒪᖔᑕ ᑭᒡᓕᖃᕐᕕᒃᓴᖏᑦ ᑕᕆᐅᑉ ᓴᐳᓐᓂᐊᖅᑕᐅᓯᒪᕝᕙᒃᓴᖓᓂᒃ, ᑐᑭᓯᒋᐊᕈᑕᐅᑦᑎᐊᓚᐅᕐᓗᑎᒃ ᐊᒻᒪᓗ ᐃᓄᖕᓂᒃ ᑭᓇᒃᑯᐃᓐᓇᕐᓂᒃ ᑎᒥᕐᑯᑎᒋᔭᐅᔪᓂᒃ ᖃᐅᔨᒋᐊᕐᕕᖃᓚᐅᕐᓗᑎᒃ.

1.4 ᐃᒡᓗᕐᑯᑎᒋᔭᐅᔪᑦ ᐱᕐᑯᑏᓪᓗ

ᐊᑕᐅᓯᕐᒥᒃ ᐃᒡᓗᓕᕋᓛᖅᑕᓕᒃ ᑎᖕᒥᐊᖃᕐᕕᖕᒥ ᓇᖕᒥᓂᕆᔭᒥᒃ ᐊᐃᕖᑦ ᐊᖑᓇᓯᒃᑏᑦ ᒥᑭᒋᐊᕐᓂᐊᖅᑏᓪᓗ ᑲᑐᔾᔨᖃᑎᒌᖏᓐᓄᑦ ᐱᕐᑯᑎᒋᔭᒥᒃ ᑕᐅᕙᓂ ᐅᔭᕋᒡᔪᐊᕐᓂ (ᑕᑯᔭᒃᓴᖅ 1; ᐊᕙᒃᑐᖅᓯᒪᔪᓂᒃ ᑕᑯᑎᑦᑎᔾᔪᑦ 3). ᑕᐃᓐᓇ ᐃᒡᓗᕐᔪᐊᖅ ᖁᓕᑲᓴᐅᓕᖅᑐᓂ 10 ᐊᕐᕋᒍᓂ ᑕᐅᕙᓃᓕᖅᑐᖅ ᐊᑐᖅᑕᐅᖃᑦᑕᖅᓯᓂᓗ ᓯᑯᓯᒪᓂᖓᓂ ᐊᖑᓇᓯᒍᑎᒃᓴᓄᑦ ᑐᕌᖓᔪᓂᒃ, ᐱᓗᐊᖅᑐᒥᒃ ᓇᓐᓂᐊᖃᑕᕐᓂᕐᒥᒃ.

ᐊᕙᒃᑐᖅᓯᒪᔪᓂᒃ ᑕᑯᑎᑦᑎᔾᔪᑦ 3: ᐃᒡᓗᕐᑯᑎᒋᔭᐅᔪᑦ ᐱᕐᑯᑏᓪᓗ ᑎᖕᒥᐊᖃᕐᕕᖕᒥ

ᓱᓇᐅᓂᖏᑦ (ᐱᕐᑯᑏᑦ)	ᖃᓄᐃᓂᖏᑦ	ᐊᖏᓂᖏᑦ ᐆᒃᑐᕋᐅᑎᒃᑯᑦ Fᐄᑦᑯᑦ	ᖃᖓ ᓴᓇᔭᐅᓂᑯᑦ	ᑲᒪᔨᐅᔪᑦ ᐱᕐᑯᑎᓂᒃ	ᓇᓂ
ᐃᒡᓗᕐᕋᓛᖅ	ᖃᐅᔨᒪᔭᐅᖏ	10 x 10	2008	ᐊᐃᕖᑦ ᐊᖑᓇᓯᒃᑏᑦ	63° 39’ 17”, -86 ° 09’ 42”

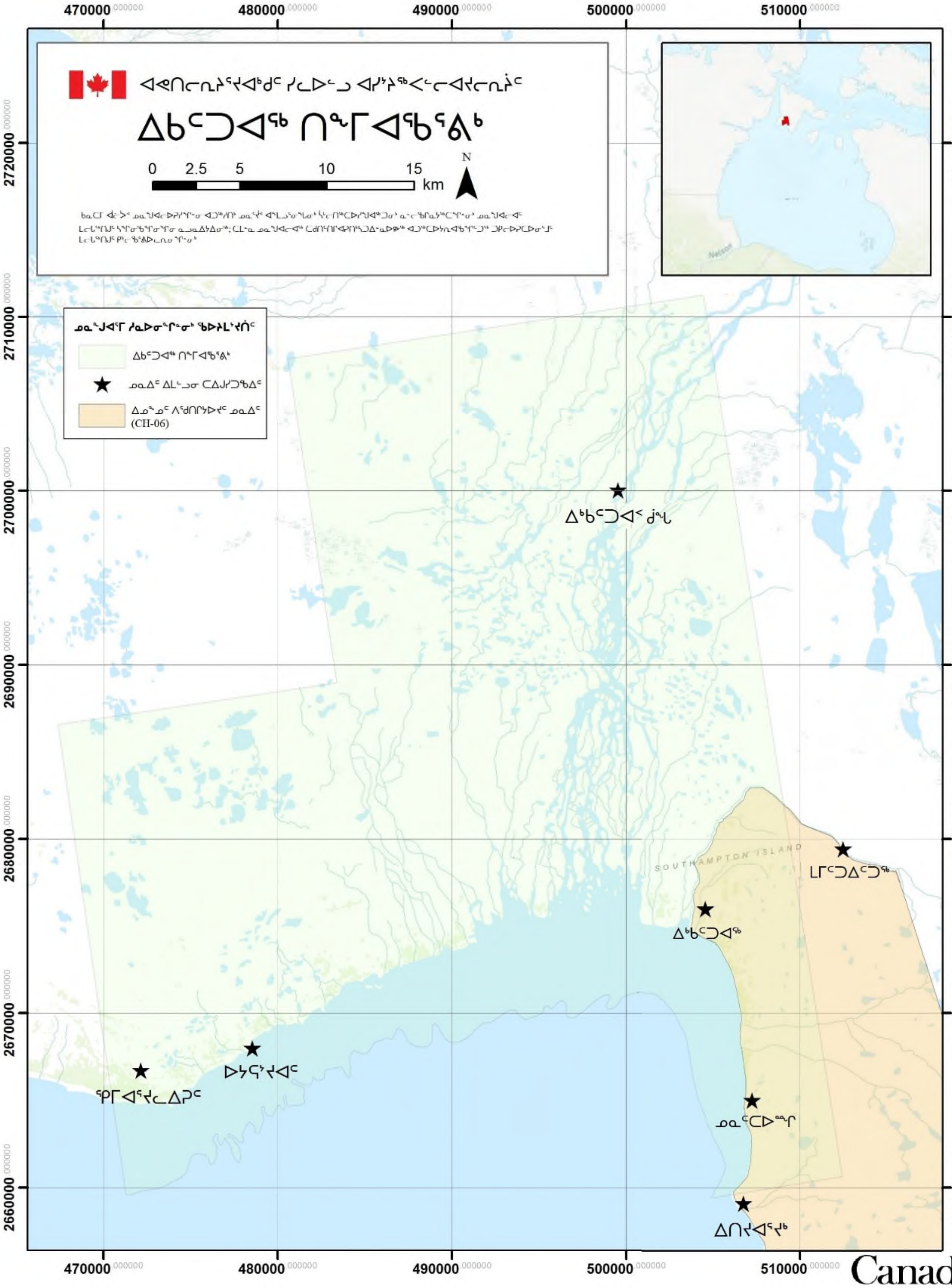
ᐊᕙᑎᓕᕆᔨᕐᔪᐊᒃᑯᑦ ᐱᓚᐅᑦᓗ ᐊᓯᔾᔨᖅᐸᓪᓕᐊᔪᓕᕆᔩᑦ
ᐃᑲᓪᓗᐊᖅ ᑎᖕᒥᐊᖅᑲᕐᕕᒃ
0
2.5
5
10
15
km
N
ᓄᓇᖑᐊᕐᒥ ᓱᓇᐅᓂᖏᓐᓂᒃ ᖃᐅᔨᒪᔾᔪᑏᑦ
ᐃᑲᓪᓗᐊᖅ ᑎᖕᒥᐊᖅᑲᕐᕕᒃ
ᓄᓇᐃᑦ ᐃᒪᓪᓗᓂ ᑕᐃᒍᓯᕈᖅᐃᑦ
ᐃᓄᖕᓄᑦ ᐱᕐᑯᑎᒋᔭᐅᔪᑦ ᓄᓇᐃᑦ
(CH-06)
ᐃᒃᑲᓪᓗᐊᑉ ᑰᖓ
SOUTHAMPTON ISLAND
ᒪᒥᓪᓗᐃᓪᓗᖅ
ᐃᒃᑲᓪᓗᐊᖅ
ᐅᔭᕋᔅᔪᐊᑦ
ᕿᒥᐊᕐᔪᓚᐃᕈᑦ
ᓄᓇᑦᑕᐅᙳᕆ
ᐃᑎᔪᐊᕐᔪᒃ
470000
480000
490000
500000
510000
2660000
2670000
2680000
2690000
2700000
2710000
2720000

ᑕᑯᔭᒃᓴᖅ 2: ᐃᓄᖕᓄᑦ ᓄᓇᕐᑯᑎᒋᔭᐅᔪᑦ ᓄᓇᖕᒋᑦ ᑎᖕᒥᐊᖅᑲᕐᕕᖕᒥ.

2 ᐊᕙᑎᖏᑦ ᐊᕙᑎᒥᐅᑕᖃᕐᓂᖏᓪᓗ

2.1 ᓄᓇᒥᐅᑕᐃᓪᓗ ᐃᒪᕐᒥᐅᑕᐃᓪᓗ ᐆᒪᔪᖃᕐᕖᑦ

ᑕᕆᐅᑉ ᐹᖓ ᑰᒡᕕᐅᕙᖕᓂᖓ ᕿᑎᖅᐸᓯᐊᓃᒻᒪᑦ ᓴᓪᓕᐅᑉ ᕿᑭᖅᑖᓗᑕ, ᐃᑲᑦᑐᐊᑉ ᑰᖓ ᐊᖏᓂᖅᐹᑦᑎᐊᖑᕗᖅ ᑰᖕᓂ ᑕᒫᓂ ᑰᒐᓴᐅᕙᒃᑐᓂ. ᑕᒪᓐᓇ ᑰᕋᓗᐊ ᓂᕈᑐᔪᐊᓘᕗᖅ, ᐃᑲᓐᓕᐊᓘᑦᑐᓂᓗ, ᑕᕆᐅᕋᓗᐊᑕ ᓇᑎᖅᐸᓯᖓᓂᒃ ᖁᑦᑎᖕᓂᖅᓴᐅᑐᐃᓐᓇᕋᒥ ᐊᒥᓲᖏᑦᑐᓂᒃ ᐅᒃᑐᕋᐅᑎᓂᒃ ᒥᑕᓂᓕᖕᒥᒃ. ᐃᑲᑦᑐᐊᑉ ᑰᖓ ᑲᔪᓯᕗᖅ ᓄᓇᒃᑯᑦ ᐱᕈᖅᑐᓖᒻᒪᕆᐊᓘᓂᒐᒍᑦ, ᑭᓕᕐᓇᐃᓐᓇᐅᔪᑎᒍᑦ ᐊᒻᒪᓗ ᓄᓇᖓᑕ ᐃᓗᑐᓂᓕᐊᓘᓂᖓᒍᑦ, ᑕᓕᒪᓂᒃ 5 ᑭᓛᒥᑕᓂᒃ ᓂᕈᑐᓂᖃᖅᑎᒋᔪᒥᒃ ᐊᒻᒪᓗ 13 ᑭᓛᒥᑕᓂᒃ ᑕᑭᓂᓕᖕᒥᒃ ᑰᖕᓂᖓᓄᑦ ᐃᑲᑦᑐᐊᕐᒧᑦ ᑎᑭᐅᒪᔪᒧᑦ. ᐃᑲᑦᑐᓂᖓᓄᑦ ᒪᕋᐃᓐᓈᓗᕗᖅ ᑕᒪᓐᓇ ᓂᕈᑐᓂᐊᓗᖓ ᑕᑭᓂᓕᒃ 13-ᑭᓛᒥᑕᓂᒃ ᐅᖓᑖᓂᓗᓐᓃᑦ ᓯᒡᔭᖅᐸᓯᐊᒎᖅᑐᖅ (Latour, 2008). ᐊᑦᑎᒃᑑᑏᑦ ᓄᓇᖏᑦ ᐊᑕᓂ 30 m ᒥᑕᓂᒃ ᐳᖅᑐᓂᓕᖕᒥᒃ, ᐊᒥᓲᓪᓗᑎᒡᓗ ᑕᓯᒐᓴᐃᑦ ᐊᓯᖏᑦ.

Fontaine et al-Fᐋᓐᑏᓐ ᐊᒻᒪᓗ ᐱᓕᕆᖃᑎᖏᑦ (2011) ᓄᓇᖓᑕ ᓱᓇᑕᖃᕐᓂᖏᓐᓂᒃ ᖃᖓᓃᑦᑐᓂᒃ ᓇᓗᓇᐃᒃᑯᑦᑎᖅᑐᐃᓚᐅᖅᑐᑦ ᑕᒪᐃᓐᓂᒃ ᓴᓪᓕᐅᑉ ᕿᑭᖅᑖᓗᐊᓂᒃ, ᐊᒃᑐᖅᑕᐅᓚᐅᖏᓂᖓᓂ ᓯᓚ ᓄᓇᖓᑦ ᐊᑑᑎᓕᒻᒪᕆᖕᒥᒃ ᑐᖓᕕᐅᓂᕐᒧᑦ ᖃᐅᔨᒪᔪᓐᓇᕐᓂᖅ ᐆᒪᔪᖃᕐᕕᐅᓂᖏᓐᓂᒃ ᐊᓯᔾᔨᖅᐸᓪᓕᐊᔪᓂᒃ ᖃᐅᔨᔪᓐᓇᕐᓂᕐᒧᑦ. 20-ᖏᓃᒻᒪᑕ ᐊᔾᔨᒌᖏᑑᑎᑦ ᓇᔪᒐᕆᔭᐅᕙᒃᑐᑦ ᐃᓚᑕᕆᔭᐅᓯᒪᔪᑦ ᐃᓗᐊᓂ ᐃᑲᑦᑐᐊᑉ ᑎᖕᒥᐊᖃᕐᕕᖓᓂ. ᑭᓯᐊᓂᓕᑕᐅᖅ, ᐱᔾᔪᑎᒋᓪᓗᒋᑦ ᑖᒃᑯᐊ ᐸᕐᓇᐅᑎᑦ, ᑕᐃᒃᑯᐊ ᓇᔪᒐᕆᔭᐅᕙᖕᓂᖏᑦ ᐊᕕᒃᑐᖅᑕᐅᓯᒪᕗᑦ ᓯᑕᒪᓄᑦ ᓂᕈᑐᓈᖅᑕᐅᒋᐊᖅᓯᒪᔪᓄᑦ ᐆᒪᔪᖃᕐᕕᐅᕙᖕᓂᖏᓐᓂᒃ ᓇᔪᒐᕆᔭᐅᕙᖕᓂᖅ. ᐊᖏᔫᑎᐅᓂᖅᓴᐃᑦ ᓄᓇᐃᑦ ᓇᔪᖅᑕᐅᕙᖕᓂᖏᑦ ᐱᕈᖅᑐᖃᕐᕕᐅᕗᑦ, ᑕᒪᐃᓐᓂᒃ ᒪᔅᓴᐅᓂᖅᓴᐅᕙᒃᑐᓂᒃ (35% ᐳᓴᓐᑎᓂᒃ) ᐊᒻᒪᓗ ᖃᐅᓯᕐᓂᐅᕙᒃᑐᓂᒃ (28% ᐳᓴᓐᑎᓂᒃ), ᑕᐃᑯᓂᖓᓗ 20% ᐳᓴᓐᑎᖏᓃᑦᑐᓂᒃ ᐸᓂᕐᓂᖅᓴᐅᔪᓂᒃ, ᐊᒻᒪᓗ ᐱᕈᖅᕕᐅᕙᖏᑐᒥᒃ ᓄᓇᖏᓐᒥᒃ (ᓲᕐᓗ ᐆᒃᑑᑎᒋᓗᒍ ᓯᐅᕋᐃᑦ, ᒪᕋᐃᑦ, ᑐᐊᐸᐃᑦ, ᐅᔭᕌᓪᓚᓂᐊᓗᐃᓪᓗᓐᓃᑦ) ᐊᒻᒪᓗ 18% ᐳᓴᓐᑎᖏᓐᓂᒃ ᐃᒪᐃᑦ (ᑕᑯᔭᒃᓴᖅ 3).

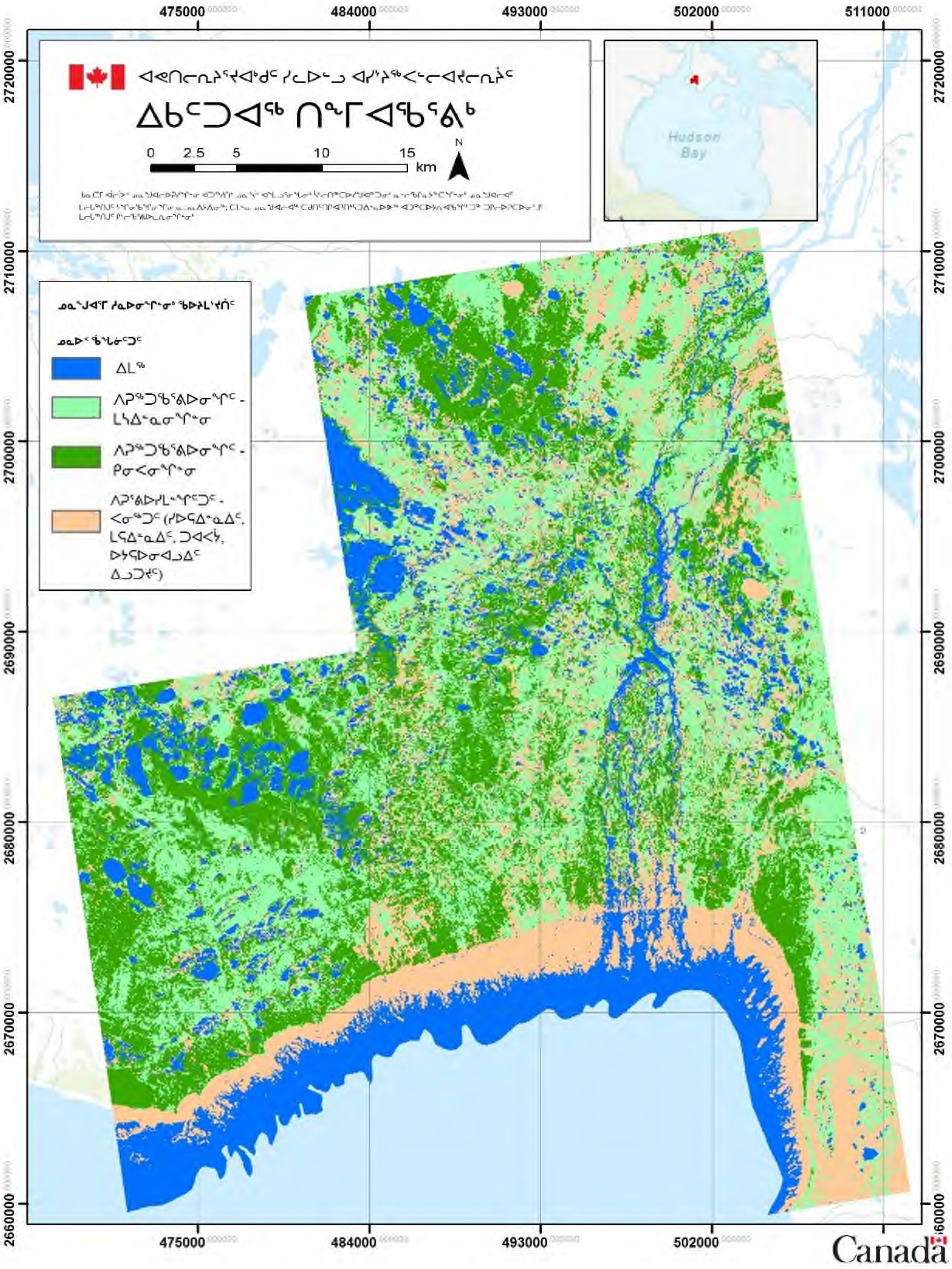
ᐊᕙᑎᓕᕆᔾᔪᑏᑦ ᓯᓚᐅᑉ ᐊᓯᐅᔾᔨᖅᐸᓪᓕᐊᔪᓕᕆᔩᑦ
ᐃᑲᑦᑐᐊᖅ ᑎᖕᒥᐊᖅᑲᖅᕕᒃ
0
2.5
5
10
15
km
N
Hudson Bay
ᓄᓇᖑᐊᒥ ᓱᓇᐅᓂᕐᒦᓂᒃ ᖃᐅᔨᒪᒋᐊᕐᑎᑦ
ᓄᓇᐅᑉ ᖃᓄᐃᓘᓂᑦᑐᑦ
ᐃᒪᖅ
ᐱᕈᖅᑐᖃᕐᕕᐅᓂᕐᒋᑦ - ᒪᓴᐃᓐᓇᓂᕐᒋᓐᓂ
ᐱᕈᖅᑐᖃᕐᕕᐅᓂᕐᒋᑦ - ᑭᓂᐸᓂᕐᒋᓐᓂ
ᐱᕈᕐᕕᐅᓯᒪᓐᖏᑦᑐᑦ - ᐸᓂᖅᑐᑦ (ᓯᐅᕋᐃᓐᓇᐃᑦ, ᒪᕋᐃᓐᓇᐃᑦ, ᑐᐊᐸᔩ, ᐅᔭᕋᐅᓂᐊᓗᐃᑦ ᐃᓗᑐᔪᑦ)
475000
484000
493000
502000
511000
2720000
2710000
2700000
2690000
2680000
2670000
2660000
Canada

ᑕᑯᔭᒃᓴᖅ 3: ᓇᔪᕐᕆᔭᐅᓪᓗᐊᑕᖃᑦᑕᕐᓂᕐᒋᓐᓂᒃ ᐊᕕᒃᑐᖅᑕᐅᓯᒪᓂᕐᒋᑦ ᑎᖕᒥᐊᖅᑲᖅᕕᐅᑉ (ᒪᓕᒃᑕᐅᓯᒪᓪᓗᑎᒃ ᐱᓕᕆᓚᐅᖅᑐᑦ ᖠᐋᓐᑏᓐ ᐊᒻᒪᓗ ᒫᓗᕆ-Fontaine and Mallory, 2011).

2.2 ᑎᖕᒥᐊᑦ

ᐃᑲᑦᑐᐊᖅᒥ ᑎᖕᒥᐊᖃᕐᕕᒃ ᐃᓂᓕᒃ ᑕᒫᓂ ᑎᖕᒥᐊᑦ ᓴᐳᓐᓂᐊᖅᑕᐅᓯᒪᕝᕕᖓᓂ ᑲᓇᑕᒥ ᐊᕕᒃᑐᖅᓯᒪᓂᖓᓂ 3-ᒥ ᐅᑭᐅᖅᑕᖅᑑᑉ ᐊᕕᒃᑐᖅᓯᒪᓂᖓᓂ ᓇᐹᖅᑐᖃᖏᓂᕐᒥᒃ ᐊᒻᒪᓗ ᑭᖓᓕᖕᓂ (ᐊᕙᑎᓕᕆᔨᕐᔪᐊᒃᑯᑦ ᑲᓇᑕᒥ, 2013). ᑕᒪᕐᒥᒃ ᓄᓇᒥᐅᑕᓂᒃ ᓯᒡᔭᖅᐸᓯᖕᒥᐅᑕᓂᒡᓗ ᓇᔪᖅᑕᐅᕙᖕᓂᖏᑦ ᐊᒥᓱᐊᓗᖕᓂᒃ ᑎᖕᒥᐊᖃᕐᕕᐅᕙᒃᑐᑦ. ᐅᖓᑖᓃᑉᐳᑦ 50 ᑎᖕᒥᐊᑦ ᐊᔾᔨᒌᖏᑦᑑᑏᑦ ᑕᐅᕙᓃᖃᑦᑕᖅᑐᑦ ᑎᖕᒥᐊᖅᑲᕕᖓᓂ, ᓇᑉᐸᓪᓗᐊᖏᓪᓗ ᓄᓕᐊᖅᐸᒃᓱᑎᒃ ᑕᐅᕙᓂ ᖃᓂᒋᔭᖏᓂᓗᓐᓃᑦ ᐊᕙᓗᖏᓐᓂ ᓄᓇᓂ. ᖃᐅᔨᓴᖅᑕᐅᓯᒪᑦᑎᐊᖏᑦᑐᑦ ᑕᐃᒪᖓᓂᒃ 1950-ᖏᓐᓂᒃ, ᐊᒥᓲᖃᑦᑕᕈᓃᖅᓱᑎᒡᓗ ᑎᖕᒥᐊᖃᕐᕕᖕᒦᑉᐸᒃᑐᑦ ᐃᓄᐃᑦ ᐳᓚᕋᑏᑦ/ᓂᐅᕐᕈᐊᑦ, ᑕᒪᒃᑯᐊ ᓄᓕᐊᕐᕕᒋᕙᒃᑕᖏᓐᓂ, ᑕᐃᒪᐃᓂᖓᓄᓪᓗ ᐊᒥᓲᓂᖅᓴᐅᖃᑦᑕᖅᑐᒃᓴᐅᓕᖅᑐᑦ ᑕᐅᕙᓂ ᑎᖕᒥᐊᒐᓴᐃᑦ ᐱᑕᖃᓲᖑᓂᖏᑦ. ᑎᖕᒥᐊᖃᓲᖑᓂᖏᑦ ᐊᔾᔨᒌᖏᑦᑑᑎᐅᕗᑦ ᑕᐃᒃᑯᑎᑐᓇ ᐊᓯᖏᓐᓂᒃ ᖃᐅᔨᓴᕐᕕᐅᖃᑦᑕᖅᓯᒪᖕᒥᔪᓂ ᓇᔪᒐᓇᔭᐅᕙᒃᑐᓂ ᓄᓇᓂᒃ ᓴᓪᓕᐅᑉ ᕿᑭᖅᑖᓗᐊᓂ ᑎᖕᒥᖃᕐᕕᐅᕙᒃᑐᓂᒃ.

2.2.1 ᑲᖑᐃᑦ

ᑎᖕᒥᐊᖃᕐᕕᒃ ᐱᐅᔪᐊᓘᕗᖅ ᓇᔪᒐᓇᔭᐅᔪᓐᓇᕐᓂᕐᒧᑦ ᑲᖑᕐᓄᑦ. ᐊᒥᓱᐊᓗᐃᑦ ᑲᖑᐃᑦ (ᒥᑭᓐᓂᖅᓴᐅᓂᕋᖅᑕᐅᕙᒃᑐᑦ) ᓄᓕᐊᖅᐸᒃᑐᑦ ᑕᐅᕙᓂ ᐃᑲᑦᑐᐊᑉ ᑰᖓᓂ, ᐊᒥᓱᒐᓴᐅᓪᓗᑎᒃ ᐅᓪᓗᖃᕐᕕᐅᕙᒃᑐᑦ ᑲᖑᕐᓄᑦ ᓴᓪᓕᐅᑉ ᕿᑭᖅᑖᓗᖓᓂ. 2014-ᒥ ᑲᖑᒐᓴᐃᑦ (ᓲᕐᓗ Lesser snow geese ᒥᑭᓐᓂᖅᓴᐅᓂᕋᖅᑕᐅᔪᑦ) ᐊᒻᒪᓗ (Ross-ᕌᔅ) ᑲᖑᐃᑦ) ᐊᒥᓲᓂᖃᕋᓱᒋᔭᐅᓚᐅᖅᑐᑦ ᖃᓂᒋᔭᖏᓐᓂ 689,700-ᖏᓐᓃᑦᑐᓂᒃ ᐅᓪᓗᖃᖅᐸᒃᑐᑦ, ᑲᖑᐃᑦ (ᔩ. ᓕᕝᓗᐊᕐ-J. Leafloor, ᐆᒪᔪᓕᕆᔨᓂ ᑐᓴᐅᒪᖃᑦᑕᐅᑎᓕᕆᔩᑦ). ᑕᐃᒃᑯᐊ ᑲᖑᐃᑦ (Ross-ᕌᔅ) ᐊᒥᓱᕈᕆᐊᑲᓐᓂᖅᓯᒪᓕᖅᑐᑦ ᐱᒻᒪᕆᐅᔪᒥᒃ ᓴᓪᓕᓂ ᑕᐃᒪᖓᓂᒃ ᐊᕐᕋᒍᖏᓐᓂᒃ 1970-ᓂᒃ (ᑰᐱᔅ, ᐱᓕᕆᔨᖏᓪᓗ-Kerbes, et al., 2014), ᐱᔾᔪᑕᐅᓪᓗᑎᒡᓗ ᐊᒥᓲᓂᖅᓴᒻᒪᕆᐅᓕᕐᓂᖏᑦ ᐱᑕᖃᓲᖑᓕᕐᓂᖏᓐᓄᑦ ᑲᖑᐃᑦ ᖃᐅᔨᔭᐅᓯᒪᕗᑦ ᒪᓕᒃᑕᐅᓗᑎᒃ ᓂᐅᖕᒥᐅᑦᑎᖅᑐᖅᑕᐅᖃᑦᑕᓯᒪᓂᖏᓐᓂᒃ ᑎᑎᕋᕈᑕᐅᕙᓕᐊᖏᓐᓇᕋᒥᒃ. (Ross-ᕌᔅ) ᑲᖑᐃᑦ ᐊᒥᓲᑎᒋᓚᐅᖅᑐᑦ ᐅᖓᑖᓂ <1% ᐳᓴᓐᑎᓂᒃ ᖃᐅᔨᒪᔭᐅᓗᑎᕐ ᓂᐅᖕᒥᐅᑕᓕᖅᑕᐅᓯᒪᔪᕕᓂᐅᓂᖏᑦ, ᐊᕐᕋᒍᑕᒫᖅ ᓴᓪᓕᓂ, ᓯᕗᓂᐊᒍᑦ ᐊᕐᕋᒎᑉ 1980-ᓂᒃ (ᑰᐱᔅ ᐱᓕᕆᔨᖏᓪᓗ-Kerbes, et al., 2014), ᑭᓯᐊᓂᓕᑕᐅᖅ ᐱᑕᖃᕆᕗᑦ ᖃᓂᒋᔭᖏᓐᓃᑦᑐᓂᒃ 12.5% ᐳᓴᓐᑎᖏᓃᑦᑐᓂᒃ ᑕᒪᐃᓐᓂᒃ ᑲᖑᕐᓂᒃ ᓂᐅᖕᒥᐅᑎᖅᑐᖅᑕᐅᓚᐅᑐᓂᒃ ᐊᕐᕋᒍᒐᓴᖕᓂᒃ ᑕᒫᓂ 2009-2018-ᒥ (ᔩ. ᓕᕝᓗᐊᕐ-J. Leafloor, ᐆᒪᔪᓕᕆᔨᓂ ᑐᓴᐅᒪᖃᑦᑕᐅᑎᓕᕆᔨ).

ᑲᖑᐃᑦ (ᒥᑭᔫᑎᐅᓂᖅᓴᐅᓂᕋᖅᑕᐅᕙᒃᑐᑦ) ᑕᐅᕙᓃᖃᑦᑕᖅᑐᑦ ᐃᑲᑦᑐᐊᑉ ᑰᖓᓂᒃ ᐊᒥᓲᓂᖃᖅᐳᑦ ᐅᖓᑖᓂᑦ 5% ᐳᓴᓐᑎᓂᒃ ᑲᓇᑕᐅᑉ ᐊᒥᐊᓕᑲᐅᓪᓗ ᓄᓈᓗᐊᑕ ᕿᑎᖅᐸᓯᐅᓂᖓᓂ ᐱᑕᖃᓲᖑᔪᓂᒃ. ᑕᒪᓐᓇ ᐅᓪᓗᖃᕐᕕᐅᕙᖕᓂᖓ ᐊᓯᔾᔨᖅᓯᒪᓕᕆᕗᑦ ᐊᑯᓂᐅᔪᒃᑯᑦ, ᒫᓐᓇᐅᓕᖅᑐᕐᓗ ᓯᓚᑖᓃᓲᖑᓕᕆᓪᓗᑎᒃ ᑭᒡᓕᖃᕐᕕᐅᓂᖏᓂᒃ ᐃᑲᑦᑐᐊᑉ ᑎᖕᒥᐊᖃᕐᕕᐅᑉ (ᑕᑯᔭᒃᓴᐃᑦ 4 ᐊᒻᒪ 5). ᐃᓚᖏᓐᓂ ᐊᕐᕌᒍᓂ (ᓲᕐᓗ ᐆᒃᑑᑎᒋᓗᒍ 1997-ᒥᒃ 2004-ᒧᑦ),

ᑎᖅᒥᐊᖄᕕᐅᕙᓚᐅᖅᑐᑦ ᐱᑕᖃᖅᐸᓚᐅᖅᑐᑦ ᐊᖏᔪᐊᓗᖅᒥᒃ ᐅᓪᓗᖄᕕᐅᕚᒃᑐᓂᒃ ᑕᐅᕙᓂ ᖃᖅᓱᐊᖅᑕᓕᖅᒥ (ᐊᐅᓚᓐᓈᕕᓂᒃᑯᑦᑉ ᓄᓇᕕᓂᖅᒐᓂ), ᐱᑕᖃᕆᐊᓕᓚᐅᖅᑐᓂᒃ ᑕᐅᕙᓂ 1970-ᖏᓐᓂ (ᑰᐱᔅ-Kerbes, 1975).

ᑲᖑᐃᑦ ᒥᑭᔩᑎᐅᓂᖅᓴᐅᓂᕿᖅᑕᐅᔪᑦ ᓱᓕ ᓂᕿᒃᓴᕆᔭᐅᓪᓚᕆᒃᐸᒃᑐᑦ ᓴᓪᓕᕐᒥᐅᑕᓄᑦ, ᐱᓗᐊᖅᑐᒥᒃ ᐊᕐᕈᓂ ᑐᒃᑐᖄᑦᑎᐊᕈᓐᓃᖅᑎᓗᒍ ᑕᐅᕙᓂ (Carter, et al., 2018). ᑲᖑᐃᑦ ᑎᑭᑉᐸᒃᑐᑦ ᑕᒪᐅᖅᑲ ᑕᕿᖅᑭᓐᓂ ᒪᐃᒥᓗ ᔫᓂᐅᑉᓗ ᐱᒋᐊᓕᕌᕐᓂᖅᑲᓂ, ᑎᑭᑐᐊᕐᕍᖅᑲᒥᒃ ᐅᓪᓗᓕᐅᖅᐸᓪᓕᐊᓯᑲᐅᑎᒋᔫᕐᑲᑕᖅᓯᑎᒃ ᕿᑭᖅᑕᖅᑲᓂ ᐸᓂᖅᑑᓂᖅᑭᓐᓂ ᓄᓇᓂᒃ ᖃᓂᑦᑐᓂ ᐊᑯᓐᓂᖅᓱᖅᑐᓂᓗ ᐃᑲᑑᑎᐅᔪᓂ ᐃᒪᐅᓂᖅᑭᓐᓂᒃ (Sutton, 1931; Bray, 1943). ᒪᓐᓂᖃᓕᖅᑎᓪᓗᒋᑦ ᕿᑎᖅᐸᓯᐊᓂ ᑕᖅᑭᐅᑉ ᔪᓚᐃᑉ ᐊᒻᒪᓗ ᖃᖅᒐᑦᑕᕈᓐᓇᐃᓕᓯᒪᓂᖅᑭᑦ, ᓅᖃᑦᑕᖅᐳᑦ ᓄᓇᖅᐱᐅᓂᕐᒧᑦ ᐃᑲᑦᑐᐊᑉ ᑯᖅᑲᓂᒃ ᓇᒧᐃᓐᓇᕐᓗ ᐱᖅᑲᖅᓇᖅᐸᓯᖅᑲᑕ ᐊᑦᑎᖅᓂᖅᓴᐅᓂᖅᑭᓐᓂ ᓄᓇᓂᒃ (Cooch, 1957; Bray, 1943; Parker & Ross, 1973). ᑲᖑᐃᑦ ᓄᓕᐊᖅᓯᒪᖅᑭᓂᖅᑭᑦ ᐊᐅᓪᓚᖅᐸᓪᓕᐊᓕᖃᑦᑕᖅᑐᑦ ᓴᓪᓕᓂᒃ ᐋᒐᓯᐅᑉ ᕿᑎᖅᐸᓯᐊᓂ, ᓄᓕᐊᓚᐅᖅᑐᓪᓗ ᑲᖑᐃᑦ ᐊᐅᓪᓚᓕᕌᖃᑦᑕᖅᓯᑎᒃ ᑕᒫᓂ ᐃᓱᖅᐸᓯᐊᓂ ᐋᒐᓯᐅᑉ ᐅᕝᕙᓗᓐᓃᑦ ᐱᒋᐊᓕᕌᕐᓂᖅᑲᓂᒃ ᓯᑎᐱᕆᐅᑉ. (Sutton, 1932).

ᐃᑲᑦᑐᐊᕐᒥ ᑎᖅᒥᐊᖄᒃ ᐱᒻᒪᕆᐊᓗᖅᓂᒃ ᓇᔪᖅᑕᐅᖃᑦᑕᕈᓐᓇᓲᖑᖏᕗᖅ ᓂᕐᓕᖅᓇᕐᓄᑦ (Atlantic brant-ᓄᑦ) ᑰᑦᔅ-Cooch (1957) ᓇᓚᐅᑖᓚᐅᖅᓯᒪᔪᖅ ᑕᒫᓐᓇᓱᕆᔭᐅᓗᑎᒃ ᖃᓂᕆᔭᖏᓐᓂ 6,000 (Atlantic brant) ᓂᕐᓕᕐᓇᐃᑦ ᑎᖅᒥᐊᖄᕕᐅᓂᕐᒥ, ᐊᒥᓱᓂᖃᕋᔭᖅᑐᓂᒃ ᖃᓂᕆᔭᖏᓐᓂ 4% ᐳᓴᓐᑎᓂᒃ ᑕᒪᒃᑯᓂᖅᒐ (Atlantic brant-ᓄᑦ) ᓂᕐᓕᖅᓇᕐᓂᒃ ᑕᐃᔅᓯᒪᓂ (ᐊᑦᓛᓐᑎᒃᒥ ᑎᖅᒥᐊᓕᕆᔾᔪᑦ ᑲᑎᒪᔩᖏᓂᒃ-(Atlantic Flyway Council, 2011). ᖃᐅᔨᓴᖅᑕᐅᒐᒥ ᑕᐅᕙᓐᓇ ᓄᓇᖅᒐ ᓴᓂᕋᔭᐅᑉ ᓯᑯᓯᓚᖅ ᐱᓗᐊᖅᑐᒥᒃ ᓄᓕᐊᕐᕕᐅᕚᒃᐳᖅ (Atlantic brant-ᓄᑦ) ᓂᕐᓕᕐᓇᖅᓄᑦ ᑕᒪᒃᑯᓄᖅᒐ (ᖃᐅᔨᓴᖅᑕᖏᓐᓂᒃ ᐊᑦᓛᓐᑎᒃᑯᑦ ᑎᖅᒥᐊᓕᕆᔾᔪᑦ ᑲᑎᒪᔩᖏᓐᓂᒃ-(Atlantic Flyway Council, 2011). ᓯᒻᔭᖅᐸᓯᐅᓂᖅᑭᑦ ᖃᐅᔨᓴᕐᕕᐅᒐᒥᒃ ᓯᑯᓯᓚᕐᒥ ᐊᒻᒪᓗ ᐅᐊᖅᓇᖅᐸᓯᖅᑲᓂ Hᐊᑦᓴᓐᐲᑉ ᑕᒪᓂ 1979-ᒥ, ᑕᑯᔭᖅᑐᓇᐊᖅᓯᒪᓚᐅᖅᑐᑦ ᑕᐅᕗᖅᑲ ᑎᑎᕋᖃᑦᑕᓚᐅᖅᑐᑦ ᐊᒥᓲᓗᐊᖏᑐᓂᒃ ᐊᑯᓐᓂᖅᓱᖅᑐᓂᒃ ᐊᒥᓲᓂᖅᑭᓐᓂᒃ (Atlantic brant) ᓂᕐᓕᕐᓇᐃᑦ ᑕᐅᕙᓂ ᐱᑕᖃᕐᓂᖅᑭᓐᓂᒃ ᐃᑲᑦᑐᐊᕐᒥ (Gaston, et al., 1986). ᐱᒻᒪᕆᐅᔪᓂᒃ ᐊᒥᓲᔪᓐᓃᖅᓯᒪᓚᐅᖅᑐᑦ ᐅᓪᓗᖃᖃᑕᓚᐅᕐᓂᖅᑭᑦ (Atlantic brant) ᓂᕐᓕᕐᓇᐃᑦ ᑎᑎᕋᕈᑕᐅᖃᑦᑕᖅᓯᒪᔪᓂᒃ ᑐᑭᓯᔭᐅᓯᒪᔪᑦ ᑕᐅᕙᓃᓚᐅᖅᑐᓂᒃ ᖃᖅᓴᐅᖅᑑᕐᒥ ᑎᖅᒥᐊᖄᕕᖅᒥ, ᓴᓪᓕᐅᑉ ᕿᑭᖅᑖᓗᐊᓂ ᑕᒫᓂ ᐊᓂᒍᖅᓯᒪᓕᖅᑐᓂ 30-ᓂᒃ ᐊᕐᕌᒍᓂᒃ. (Sharp & Abraham, 2010; Nissley, 2016). ᑐᑭᓯᓇᑦᑎᐊᖏᓚᖅ ᓱᓕ ᖃᓄᑎᒋ ᐳᓴᓐᑎᑎᒍᑦ ᓂᕐᓕᕐᓇᐃᑦ (Atlantic brant) ᒫᓐᓇᐅᔪᖅ ᐃᑲᑐᐊᑉ ᑎᖅᒥᐊᖄᕕᖅᒐᓃᓲᓂᖅᑭᑦ, ᐊᒥᓲᓂᖅᑭᓪᓗᓐᓃᑦ ᓄᓕᐊᖅᐸᒃᑐᑦ ᓂᕐᓕᕐᓇᐃᑦ ᐊᓯᖅᒫᖏᓐᓂ ᓄᓇᖌᖃᑦᑕᖅᑕᓕᖅᑐᓂ ᒪᓕᑐᐃᓐᓇᖃᑦᑕᓕᕐᒪᖅᒫᑕᓗᓐᓃᑦ, ᐅᓪᓗᖄᕕᐅᕙᓕᖅᑐᓂ.

ᓂᕐᓕᕐᓇᐃᑦ (Atlantic brant) ᑭᖑᓂᐊᒍᑦ ᑕᒫᓂ ᒪᕿᖅᓂᒃ ᐱᓇᓱᐊᕈᓰᖅᓂᒃ ᑎᑭᑉᐸᓪᓕᐊᓕᕌᓲᑦ ᐊᓯᖏᓐᓂᒃ ᑲᖑᕐᓂᒃ ᓴᓂᐊᓂᒃ, ᓴᓪᓕᐅᑉ ᕿᑭᖅᑕᖅᒐᓄᑦ (Nissley, 2016). ᑕᒪᒃᑯᐊ (Atlantic brant) ᓂᕐᓕᕐᓇᐃᑦ ᓇᔪᐃᖅᒫᕈᒪᓲᖑᔫᔭᕐᒪᑕ ᓯᒻᔭᖅᐸᓯᐅᓂᕐᒥᒃ ᐹᖅᒐᓂ ᑕᓇᐅᑉ, ᐃᑲᑦᑐᐊᑉ ᑰᖅᒐᓂ, ᐅᓪᓗᖃᓲᖑᓪᓗᑎᒃ ᐊᓯᖅᒫᖏᓐᓂ ᐊᑦᑎᒃᑑᑕᐅᓂᖅᓴᐅᕚᒃᑐᓂᒃ ᒥᑭᔩᑎᐅᓂᖅᓴᓂ ᕿᑭᖅᑕᓂ, ᖁᓛᓃᓱᖑᔪᓂ ᑕᐃᑯᓇᖅᒐᑦ ᒪᕋᐃᓇᐅᓂᖅᑭᓐᓂᒃ ᐊᒻᒪᓗ ᐃᑲᑦᑑᑕᐅᓂᖅᑭᓐᓂ

ᑕᕆᐅᕝᖏᑦᑐᓂ ᑎᓂᖓᓂᕐᒥ (Bray, 1943). ᒪᓐᓂᖏᑦ ᐃᓐᓄᒃᐸᓕᐊᓕᖅᑲᑕᖅᑐᑦ ᕿᑎᖅᐸᓯᐊᓂᒃ ᐃᓰᖅᐸᓯᐊᓄᑦ ᑕᕿᐅᐸ ᔪᓚᐃᐸ ᐊᒻᒪᓗ ᖃᖓᑦᑕᔪᓐᓇᐃᓕᓯᒪᓂᖏᓐᓂ (Atlantic brant) ᓂᕐᓕᕐᓇᐃᑦ ᑎᓂᖓᓂᕐᒧᐊᕈᓐᓇᖅᓯᓃᑦ (Cooch & Barry, 1957).

ᑕᒪᒃᑯᐊᑦᑕᐅᖅ ᓂᕐᓕᕐᓇᐃᑦ (ᖃᓪᓗᓈᑎᑐᑦ Cackling geese) ᐱᑕᖃᕋᔪᖏᔪᑦ ᑎᖏᐊᖃᕐᕕᖏ. ᓂᕐᓕᕐᓇᐃᑦ ᑕᒪᒃᑯᐊ ᑎᑭᖃᑕᕐᓂᖏᑦ ᐅᓪᓗᖃᓱᕝᒍᓂᖏᓪᓗ ᐱᐅᓯᖃᑐᐃᓐᓇᑲᓴᑎᐊᕆᕚᑦ ᑲᖑᖅᑎᑐ. ᐊᒥᓲᓂᖏᑦ ᑕᒪᒃᑯᐊ ᓂᕐᓕᕐᓇᐃᑦ ᐱᒻᒪᕆᖏᒃ ᐊᒥᓱᕈᕆᐊᖅᓯᒪᔪᑦ ᐊᓯᖏᓐᓂᒃ ᓄᓇᖏᓐᓂ ᓴᓪᓕᐅᐸ ᕿᑭᖅᑕᓗᐊᓂ ᑕᐃᒪᖓᓂᒃ ᐊᕐᕋᒍᖏᓐᓂᒃ 1979–1980 (Nissley, 2016; Sharp & Abraham, 2010). ᖃᓄᐃᓕᕐᓂᖓᓂᖏᑦ ᑕᒪᒃᑯᐊ ᓂᕐᓕᕐᓇᐃᑦ (Cackling) ᐃᑲᑦᑐᐊᕐᒥ ᑎᖏᐊᖃᕐᕕᖏ ᖃᐅᔨᒪᔭᐅᖏᓚᕐ.

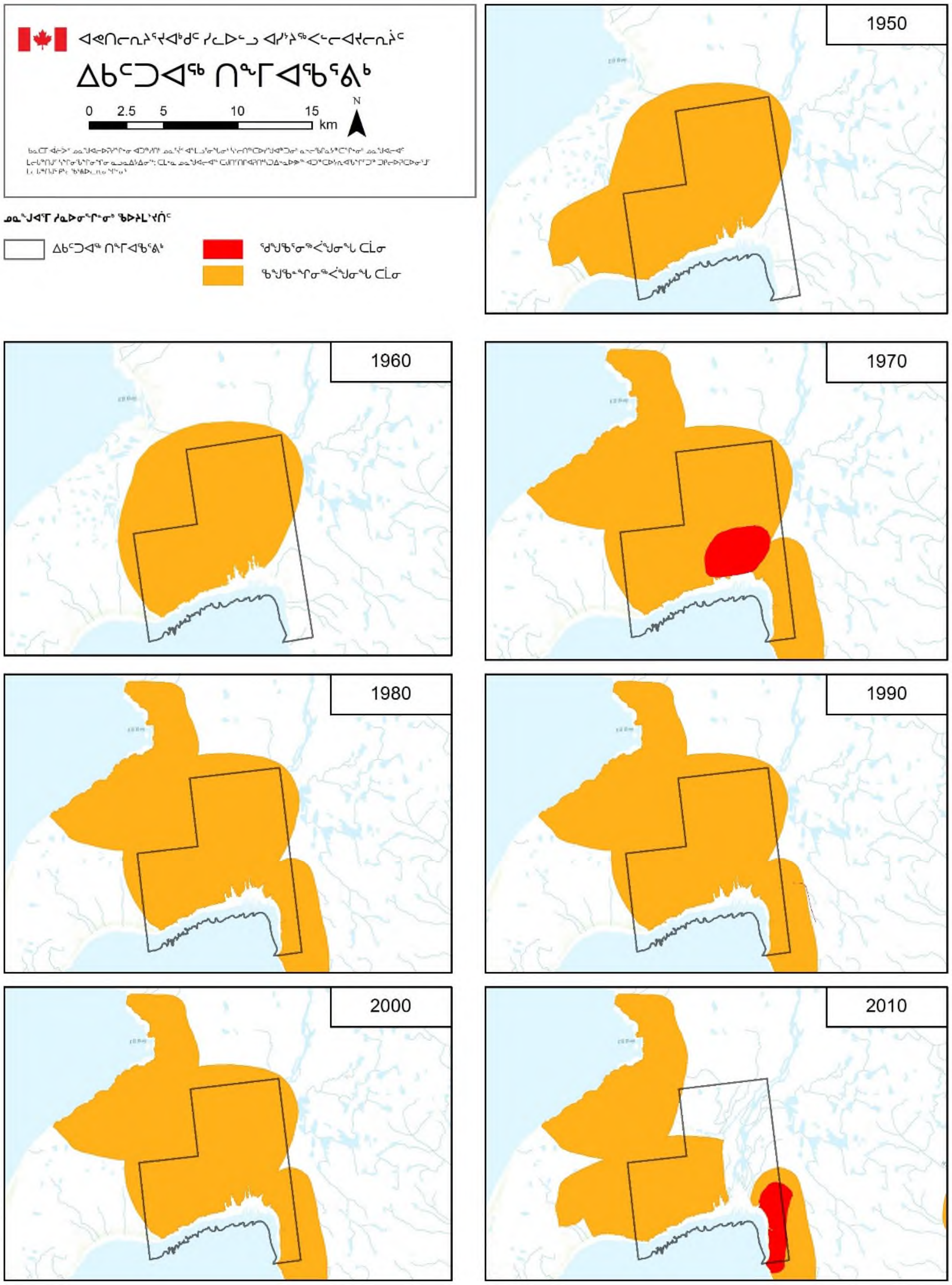
ᐊᕙᑎᓕᕆᔨᕐᔪᐊᒃᑯᑦ ᓯᓚᐅᑉ ᐊᓯᔾᔨᖅᐸᓪᓕᐊᔪᓕᕆᔨᑦ
ᐃᑲᑦᑐᐊᖅ ᑎᖕᒥᐊᖃᕐᕕᒃ
0
2.5
5
10
15
km
N
ᓄᓇᖑᐊᒥ ᓱᓇᐅᓂᖏᓐᓂᒃ ᖃᐅᔨᒪᒋᐊᖁᑎᑦ
ᐃᑲᑦᑐᐊᖅ ᑎᖕᒥᐊᖃᕐᕕᒃ
ᖁᕐᖑᖃᕐᓂᖅᐹᖑᓂᖓ ᑕᒫᓂ
ᖃᕐᖓᖃᕐᓂᖅᐹᖑᓂᖓ ᑕᒫᓂ
1950
1960
1970
1980
1990
2000
2010

ᑕᑯᓯᒃᓴᖅ 4: ᐃᓄᐃᑦ ᖃᐅᔨᒪᔭᑐᖃᖏᑦ ᓇᓃᓲᖑᓂᖏᑦ ᑲᖑᐃᑦ ᑎᖕᒥᐊᖃᕐᕕᐅᓂᕐᒥᒃ (ᒪᓕᒃᑐᑦ ᑳᑕᐸ, ᐱᓕᕆᖃᑎᖏᑦᑐ-Carter et al. 2018-ᒥ ᖃᐅᔾᔭᕐᓂᕙᓂᖏᓐᓂᒃ. ᐱᑕᖃᕐᕕᐅᓂᖏᑦ ᓴᕿᐅᒪᔪᑦ ᑕᒪᐃᓐᓂᒃ ᐃᓄᐃᑦ ᖃᐅᔨᒪᔭᑐᖏᓐᓂᒃ ᒪᓕᒃᓯᑎᒃ 21-ᓂᒃ ᐃᓄᖕᓂᒃ ᐃᓚᖃᓚᐅᕐᒪᑕ.

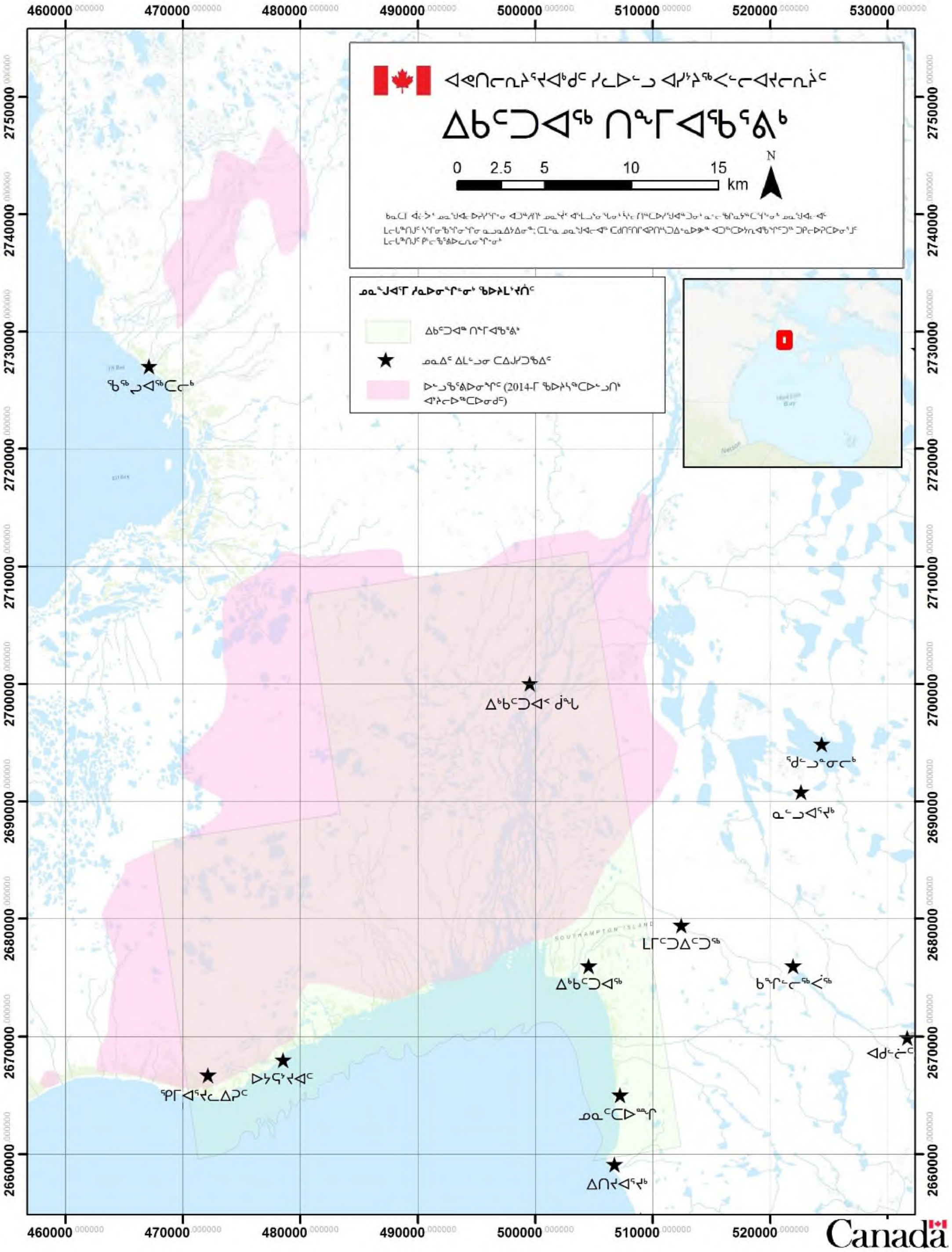
ᐊᕙᑎᓕᕆᔨᕐᔪᐊᒃᑯᑦ ᓯᓚᐅᓪᓗ ᐊᓯᔾᔨᖅᐸᓪᓕᐊᔪᓕᕆᔨᑦ
ᐃᒃᑦᑐᐊᖅ ᑎᖕᒥᐊᖅᑲᕐᕕᒃ
0 2.5 5 10 15 km
N
ᓄᓇᖑᐊᕐᒥ ᓱᓇᐅᓂᖏᓐᓂᒃ ᖃᐅᔨᒪᒋᐊᖑᑎᑦ
ᐃᒃᑦᑐᐊᖅ ᑎᖕᒥᐊᖅᑲᕐᕕᒃ
ᓄᓇᐃᑦ ᐃᒪᓪᓗᓂ ᑕᐃᔅᓱᒪᓃᑦ
ᐅᓗᕐᕕᐅᓂᖏᑦ (2014-ᒥ ᖃᐅᔨᓴᖅᑕᐅᓪᓗᑎᒃ ᐊᔾᔨᓕᐅᖅᑕᐅᓂᖏᑦ)
ᖃᖅᓱᐊᖅᑕᓕᒃ
ᐃᒃᑕᐅᑐᐊᑉ ᑯᖕᒐ
ᕿᑦᑐᓐᓂᕐᓚᒃ
ᓇᓪᓗᐊᕐᔪᒃ
ᒪᒥᑦᑐᐃᑦᑐᖅ
ᐃᒃᑕᐅᑐᐊᖅ
ᑲᖏᓪᓚᖅᐹᖅ
ᐊᑯᓪᓕᑦ
ᖁᒥᐊᕐᔪᓚᐃᕿᑦ
ᐅᔭᕋᕐᔪᐊᑦ
ᓄᓇᑦᑕᐅᖕᒋ
ᐃᑎᔪᐊᕐᔪᒃ
SOUTHAMPTON ISLAND
Nelson
Canada

ᑕᑯᔭᒃᓴᖅ 5: ᑲᖑᐃᑦ ᐅᓪᓗᖃᕐᕕᖕᒋᑦᑕ ᓇᓐᓂᓂᖕᒋᑦ ᑐᑭᓕᐅᖅᑕᐅᓗᑎᒃ 2014-ᒥ ᓴᓪᓕᐅᑉ ᕿᑭᖅᑕᓗᐊᓂᒃ ᖁᓚᐅᑦᑎᓪᓗᑎᒃ ᖃᐅᔨᓴᖅᑕᐅᓂᖕᒋᓐᓂ ᐊᔾᔨᓕᐅᖅᑕᐅᓚᐅᖅᑐᓂᒃ.

2.2.2 ᓯᒡᔭᖅᐸᓯᐅᓂᕐᒦᓲᑦ ᑎᖕᒥᐊᑦ

ᓯᒡᔭᖅᐸᓯᐅᓂᕐᒦᓲᑦ ᑎᖕᒥᐊᑦ ᓇᓂᑐᐃᓐᓇᑦᑎᐊᖅ ᐊᒥᓲᔪᓐᓂᖅᐹᓪᓚᖅᓯᒪᔪᑦ ᑲᓇᑕᐅᑉ ᐊᒥᐊᓚᑲᐃᓪᓗ ᓄᓇᓗᐊᓂ (Gratto-Trevor, et al., 2011). ᖃᓄᑎᒋ ᓄᓚᐊᕐᕕᖃᓲᖕᒍᓂᖕᒋᑦ ᐃᑲᑦᑐᐊᑉ ᑎᖕᒥᐊᖃᕐᕕᖕᒐᓂ ᖃᐅᔨᒪᔭᐅᖕᒋᓚᑦ ᑭᓯᐊᓂ ᐊᔾᔨᒐᓚᒋᔭᒃᓴᓯᓇᔭᖕᒋᑦ ᐊᓯᖕᒋᓐᓂ ᓄᓇᒦᓲᖕᒍᔪᓂ ᐊᑦᑎᖕᓂᐅᔪᓂ ᓴᓪᓚᐅᑉ ᕿᑭᖅᑖᓗᐊᓂ, ᑕᐅᑐᒃᑕᐅᖃᑦᑕᖅᓯᒪᔪᓂ ᖃᐅᔨᓴᖅᑎᓄᑦ (Smith, et al., 2012). ᓴᕐᕋᐃᑦ, ᖁᓚᖁᓛ, ᓈᕈᓪᓛᑦ ᐊᒻᒪᓗ ᓯᒡᔭᓇᐊᕐᔪᐊᑦ ᐱᑕᖃᕋᔪᒃᐸᑦ ᑕᐅᕙᓂ (Bray, 1943). ᐊᓯᖕᒋᑦᑕᐅᖅ ᑎᖕᒥᐊᑦ ᓄᓚᐊᖃᑦᑕᕋᓱᒋᔭᐅᒋᕗᑦ ᑎᖕᒥᐊᖃᕐᕕᖕᒥ, ᒪᑯᐊ, ᓵᕐᕙᕐᔪᐊᖅ/ᑐᓪᓚᓘᕐᔪᒃ, ᖁᓚᖁᓚᐊᕐᔪᒃ, ᑐᓪᓚᓘᕐᔪᒃ, ᑐᕝᕕᑎᑦᑏᖅ ᐊᒻᒪᓗ ᓵᕐᕋᖅ ᓯᒡᔭᓇᐊᕐᔪᒃ.

ᓴᓪᓚᕐᒥᐅᑦ ᐅᓂᒃᑳᓚᐅᓚᐅᖅᑐᑦ ᐊᒥᓲᔪᓐᓂᖅᓴᓂᖕᒋᓐᓂᒃ ᓯᒡᔭᖅᐸᓯᐅᓂᕐᒦᔅᓲᑦ ᐊᔾᔨᒌᖕᒋᓐᓂᖕᒋᑦ ᓴᓪᓚᐅᑉ ᕿᑭᑖᓗᐊᓂ, ᐱᓗᐊᖅᑐᒥᒃ ᑕᒪᒃᑯᐊ ᓴᕐᕋᐃᑦ, ᓈᕈᓪᓛᑦ, ᐊᓯᖕᒋᓪᓗ ᓯᒡᔭᓇᐊᒐᓴᐃᑦ (Carter, et al., 2018). ᓴᓪᓚᕐᒥᐅᑦᑕᐃᑦᑕᐅᖅ ᑕᑯᓚᔪᒃᐸᓚᐅᒃᑐᖅ ᓯᒡᔭᒥᐅᑕᓂᒃ ᐊᒥᔅᓵᓚᐅᖅᑐᓂᓪᓗ ᐅᐱᖕᒑᒃᑯᑦ ᓄᓇᓚᐅᑉ ᓴᓪᓚᐅᑉ ᖃᓂᒋᔭᖕᒋᓐᓂ, ᒫᓐᓇᐅᓕᖅᑐᖅ ᑕᒪᒃᑯᐊ ᑕᑯᔭᐅᓚᔪᐃᑦᑐᒪᓇᐅᓕᖅᐸᑦ.

ᑕᐃᔅᓱᒪᓂᓂᒃ ᐅᓂᒃᑳᖅᑕᐅᕙᓚᐅᖅᑐᑦ ᐅᖃᐅᓯᖃᖅᐸᑦ ᐱᒻᒪᕆᐅᓂᖕᒐᓂᒃ ᐃᑲᑦᑐᐊᑉ ᑎᖕᒥᐊᖃᕐᕕᖕᒐᓂ ᑎᓂᖕᒐᓂᖕᒋᑦ ᑕᒪᒃᑯᓄᖕᒐ ᓯᒡᔭᖅᐸᓯᐅᓂᕐᒥᓯᖕᒍᔪᓄᑦ, ᐅᑎᖅᐸᓪᓚᐊᓚᕚᖕᒐᒥᒃ ᐱᓗᐊᖅᑐᒥᒃ ᓂᒋᐊᓄᑦ ᐃᓱᖅᐸᓯᐊᓂ ᑕᕿᐅᑉ ᐋᒐᓯᑉ (Bray, 1943). ᑕᐅᕙᓃᖃᑦᑕᕐᓂᖕᒋᑦ ᒪᑯᓂᖕᒐ ᐃᓚᖅᑲᖅᐸᑦ, ᑐᕝᕕᑎᑏᕐᓂᒃ, ᓈᕈᓚᖕᓂᒃ, ᓴᕐᕋᕐᓂᒃ, ᓯᒡᔭᓇᐊᕐᔪᐊᕐᓂᒃ, ᓴᕐᕋᓂᕐ ᓯᒡᔭᓇᐊᕐᔪᖕᓂᒃ, ᖁᓚᖁᓚᕐᓂᒃ ᐊᒻᒪᓗ ᓯᒡᔭᓇᐊᕐᔪᖕᓂᒃ ᐊᓯᖕᒋᓐᓂᒃ (Pectorial-ᓂᒃ) ᒫᓐᓇᓵᖅ ᖃᐅᔨᔭᐅᓂᖕᒋᑦ ᑎᑭᖃᑦᑕᖅᑐᓂᒃ ᖃᐅᔨᓴᖅᑕᐅᓂᖕᒋᓐᓂᒃ ᐅᑭᐅᖅᑕᖅᑐᒥ ᐅᓪᓗᖃᓲᖕᒍᓂᖕᒋᑦ ᓯᒡᔭᖅᐸᓯᐅᓂᕐᒦᓯᓂᖕᒋᑦ ᐃᑲᔪᖅᓯᐃᖕᒍᑦ ᑕᐃᔅᓱᒪᓂᑐᖃᕐᓂᒃ ᐅᓂᒃᑳᖅᑕᐅᓯᒪᔪᓂᒃ. ᑕᒪᕐᒥᒃ ᑕᐃᒃᑯᐊ ᑭᐊᓯᓘᑦᑎᐊᓗ ᓵᕐᕙᕐᔪᐊᓪᓗ ᒪᓕᒃᑕᐅᓯᒪᓚᐅᖅᑐᑦ ᐃᑲᑦᑐᐊᑉ ᑎᖕᒥᐊᖃᕐᕕᖕᒐᓂ ᓂᒋᖅᐸᓯᖕᒧᖕᒐᐅᕙᓪᓚᐊᓂᖕᒋᓐᓂ ᐅᑎᖅᐸᓪᓚᐊᓚᖅᓯᑎᒃ, ᐊᑐᖅᑕᐅᓗᑎᒃ ᓈᓚᐅᑎᓖᒃ ᖁᒻᒧᐊᒃᑎᑕᐅᓯᒪᔪᑎᒍᑦ (ᐆ. ᕋᐅᔅ-J. Rausch, ᑲᓇᑕᒥ ᐆᒪᔪᓕᕆᔨᖕᒋᓐᓂᒃ, ᑐᓴᐅᒪᖃᑦᑕᐅᑎᓕᕆᕕᖕᒥ). ᓄᑖᖕᒍᓕᖅᑑᑦ ᓴᓇᕿᑎᒃᓴᐅᔪᓐᓇᖅᑐᑦ ᓯᓚ ᐊᑐᐃᓐᓇᐅᖕᒋᓪᓚᑕ ᒥᑭᔫᑎᐅᓂᒃᓴᐃᑦ ᓯᒡᔭᖅᐸᓯᒥᐅᑕᐃᑦ ᒪᓕᒍᑕᐅᔪᓐᓇᕐᓂᖕᒋᓐᓄᑦ ᖃᐅᔨᓴᖅᕈᑏᑦ.

2.2.3 ᐊᓯᖕᒋᑦ ᑎᖕᒥᐊᑦ

ᐊᓯᖕᒋᑦ ᑎᖕᒥᐊᑦ ᑕᑯᔭᐅᓚᔪᖕᒥᔪᑦ ᓄᓚᐊᖅᐸᒃᑐᑦ ᑎᖕᒥᐊᖃᕐᕕᖕᒥ ᐃᓚᖅᐸᑦ ᒪᑯᓂᖕᒐ: ᓇᐅᔭᕐᔪᐊᑦ, ᐃᒥᖅᑯᑕᐃᓚᐃᑦ, ᐃᔅᓯᖕᒎᒃ ᒪᖀᒃ ᐊᔾᔨᐅᖕᒋᑦᑑᒃ, ᐃᕿᒡᓚᕕᐊᕐᔪᐃᑦ-ᑎᓇᑎᖀᑦ, ᖃᖅᓴᐅᑦ (ᑲᓪᓗᓚᑦ) ᐊᒻᒪᓗ ᑐᓪᓛᑦ (ᑲᓪᓗᓚᑦ), ᐊᒡᒋᐊᕐᔪᐃᑦ, ᖁᒡᔪᐃᑦ, ᐊᒻᒪᓗ ᖁᒡᒍᐊᔫᑦ.

ᓴᓪᓕᕐᒥᐅᑦ ᐅᕐᑲᐅᓯᕐᑲᖅᓯᒪᔪᑦ ᐃᓱᒫᓘᑎᒋᔭᕆᓐᓂᒃ ᐊᒥᓲᕆᓗᐊᓕᕐᓂᕆᓐᓂᒃ ᐃᓚᖕᒋᑦ ᑕᒪᒃᑯᐊ, ᐱᓗᐊᖅᑐᒥᒃ ᑕᐃᒃᑯᓂᖓ ᐃᒥᖅᑯᑕᐃᓚᕐᓂᒃ ᐊᒻᒪᓗ ᑐᓪᓕᕐᓂᒃ ᐊᒻᒪᓗ ᕐᑲᖅᓴᐅᕐᓂᒃ. (Carter, et al., 2018). ᓄᓇᖓᓂ ᑕᐅᕙᓂ ᒪᒥᔅᓱᐃᑦᑐᖅ ᐅᐱᕐᒫᒃᑯᑦ ᑎᑭᓯᒪᕝᕙᐅᒐᔮᕗᖅ ᑕᐅᓴᖕᒋᓃᑉᑲᒃᑐᓄᑦ ᐊᕿᖠᕋᓄᑦ, ᑲᓇᖕᓇᖅᐸᓯᖕᖕᒐᓄᖕᒐᐅᕙᓪᓕᐊᓂᖕᒋᓐᓂ.

2.3 ᐊᓯᖕᒋᑦ ᐆᒪᔾᐃᑦ

2.3.1 ᓄᓇᒥᐅᑕᐃᑦ ᐆᒪᔾᐃᑦ ᐋᒪᒪᒃᑎᑦᑎᓲᑦ ᐱᒥᓂᒃ

10-ᖑᔪᑦ ᓄᓇᒥᐅᑕᐃᑦ ᐆᒪᔪᑦ ᐱᑕᕐᑲᓲᑦ ᐅᕝᕙᓗᓐᓃᑦ ᐱᑕᕐᑲᕐᑲᑦᑕᖅᓯᒪᔪᑦ ᐃᑲᑦᑐᐊᑉ ᑎᖕᒥᐊᕐᑲᕐᕕᖕᒐᓂ. ᓴᓕᐅᑉ ᕿᑭᖅᑖᓗᐊ ᐃᓕᑕᕆᔭᐅᓯᒪᔪᖅ ᑎᕆᒐᓂᐊᓕᒻᒪᕆᐊᓘᓂᕐᒧᑦ. ᐅᑭᐅᖅᑕᖅᑐᒥ ᑎᕆᒐᓂᐊᑦ ᐊᒥᓱᓂᖕᒋᑦ ᑭᓯᐊᓂᓕᑦᑕᐅᖅ, ᐊᓯᔾᔨᑭᑕᕐᑲᕆᕗᑦ ᒪᓕᒃᐸᒃᑐᓂᒃ ᐱᑕᕐᑲᕈᓐᓇᕐᓂᖕᒋᓐᓂᒃ ᐊᕙᖓᐃᑦ ᕐᑲᐅᓪᓗᖅᑐᓗ, ᑲᔪᐃᓪᓗ. (ᐹᑯ-Parker, 1974).

ᓇᐹᑐᕐᑲᖕᒋᑦᑐᕐᒥᐅᑦ ᑐᒃᑐᐃᑦ ᐱᑕᓕᐊᓘᕙᓚᐅᖅᓯᒪᔪᑦ ᓴᓪᓕᓂ ᑕᐃᔅᓯᒪᓂᑲᓪᓚᒃ ᑭᓯᐊᓂ ᑖᒥᓂ 1955-ᖑᓕᖅᑎᓪᓗᒍ, ᓄᖑᑦᑎᐊᒻᒪᕆᓚᐅᖅᓯᒪᔪᑦ (Sutton, 1932). 1967-ᒥ ᐆᒪᔪᓕᕆᔩᑦ ᐊᒡᔭᖅᑐᐃᒋᐊᓕᓚᐅᖅᑐᑦ ᑕᐅᕙᖕᒫᖅᑐᓂᒃ ᕐᑲᓂᓐᓂᕐᒥᒃ ᐊᒃᐹᑦᕐᔪᐊᕐᒥᒃ, (Manning, 1967; Parker, 1975). ᑕᐃᒪᖕᒐᓂᒃ, ᐊᒥᓲᓂᖅᐹᕆᔭᐅᓚᐅᖅᐳᑦ ᑕᒪᓃᓚᐅᖅᑐᑦ 30,000ᖕᒋᓃᑦᑐᑦ ᑐᒃᑐᐃᑦ, ᐊᕐᕋᒎᓚᐅᖅᑐᒥ 1997-ᒥ. ᓴᓪᓕᓂ ᑐᒃᑐᐃᑦ ᐊᒥᓱᕈᕆᐊᖅᓯᒪᓕᖅᑐᑦ 2013-ᒥ 2015-ᒥᓗ. ᑐᒃᑐᕐᑲᓕᖅᑐᑦ ᑖᒥᓂ 12,300-ᖕᒋᓃᑦᑐᓂᒃ (Campbell & Boulanger, 2015). ᐃᓚᖕᒋᑦ ᐃᑲᑦᑐᐊᕐᒥ ᑎᖕᒥᐊᕐᑲᕐᕕᖕᒥ ᓄᓇᖕᒋᑦ ᐊᐅᔭᒃᑯᑦ ᑐᑐᕐᑲᓲᖑᕚᑦ (Parker, 1975). ᑐᒃᑐᐃᑦ, ᑭᓯᐊᓂ ᐊᒥᓱᓗᐊᕈᓐᓇᖕᒋᑐᑦ; ᑕᐅᕙᓐᓇ ᓄᓇᖓ ᑭᓂᐸᓗᐊᕐᒪᑦ ᒪᓴᐃᓐᓇᐅᓕᐊᖅᓱᓂ, ᑐᐊᐸᐃᓐᓇᐅᓪᓗᐊᖅᓱᓂᓗ. ᑕᐃᔅᓯᒪᓂᓕᑦᑕᐅᖅ, ᐃᑲᑦᑐᐊᑉ ᑎᖕᒥᐊᕐᑲᕐᕕᖕᒐᓂ ᐅᐊᖕᓇᖅᐸᓯᖕᒐᑕ ᐱᖕᒐᖕᓇᖕᒐᓂ ᓄᓇᖕᒋᑦ ᑐᒃᑐᓄᑦ ᓄᕐᕆᕕᐅᕙᓚᐅᕆᕚᑦ (ᓄᓇᕗᒻᒥ ᓄᓇᐃᑦ ᐋᑐᑎᒃᓴᖕᒋᓐᓄᑦ ᐸᕐᓇᐃᔩᑦ ᑲᒥᓯᓇᒃᑯᑦ, 2000). ᒫᓐᓇᓵᖅ ᕐᑲᐅᔾᒪᔾᔪᑑᑦ ᐃᓱᒪᓇᖅᓯᔪᑦ ᐱᒻᒪᕆᐅᓂᖕᒋᑦ ᓄᕐᕆᕕᐅᕙᓕᖅᑐᑦ ᐊᕙᓗᐊᓃᖕᒫᓕᖅᑐᑦ ᓴᓪᓕᐅᑉ ᓄᓇᖕᒐᑕ ᑲᓇᖕᓇᖅᐸᓯᖕᒐᓂ (ᓄᓇᕗᒻᒥ ᓄᓇᐃᑦ ᐋᑐᑎᒃᓴᖕᒋᓐᓄᑦ ᐸᕐᓇᐃᔩᑦ ᑲᒥᓯᓇᒃᑯᑦ, 2012).

ᐊᒥᕈᐃᑦ ᐊᒥᓱᐊᓘᕙᓚᐅᖅᓯᒪᔪᑦ, ᓄᖑᑦᑎᐊᒻᒪᕆᖕᓂᖖᕚᑦ ᓴᓪᓕᐅᑉ ᕿᑭᖅᑖᓘᖕᒐᓂᒃ ᓄᓇᓕᖕᓄᑦ ᐱᔭᐅᕐᑲᑦᕐᓂᖕᒋᓐᓄᑦ ᐊᒃᑐᖅᓯᓯᒪᓗᐊᕐᑲᑦᑕᓚᐅᕐᓂᖕᒋᓐᓄᑦ ᐊᒥᓲᕆᓗᐊᓕᖅᑐᓂᒃ ᑐᒃᑐᓂᒃ. ᑭᖑᓪᓕᖅᐸᖅ ᐊᒪᕈᖅ ᕐᑯᑭᒃᑕᐅᓚᐅᖅᓯᒪᔪᖅ ᑖᒥᓂ 1937-ᒥ (Manning, 1942). ᐊᒪᕈᐃᓪᓗ ᑎᕆᒐᓂᐊᓪᓗ ᐊᐅᐸᓗᒃᑐᑦ ᑕᑯᔭᐅᒐᔪᐃᑦᑐᒻᒪᕆᐊᓘᕚᑦ. ᒪᕿᐃᓈᖕᓂᒃ ᐱᖕᒐᓱᓂᒡᓗᓐᓃᑦ ᕐᑲᕕᖕᓂᒃ ᒥᑭᒋᐊᖅᑕᐅᓯᒪᔪᕐᑲᓚᐅᖅᑐᖅ ᓴᓪᓕᐅᑉ ᕿᑭᖅᑖᓗᐊᓂ, ᐊᒻᒪᓗ ᐊᑕᐅᓯᕐᒥᒃ ᑕᑯᔭᐅᔪᕐᑲᕐᓂᑰᓪᓗᓂ ᐃᑲᑦᑐᐊᑉ ᑰᖓᓂᒃ ᑎᖕᒥᐊᕐᑲᕐᕕᖕᒥ ᑖᒥᓂ ᐊᕐᕋᒍᒥ 2002 (Fontaine & Mallory, 2011). ᑕᒪᒃᑯᐊ ᐱᖓᓲᑦ ᐆᒪᔾᐃᑦ ᐊᔾᔨᒌᖕᒋᑦᑐᑦ ᐃᓛᓐᓂᓚᐅᓱᖓᖅ ᐃᑳᖅᐸᖕᒥᔪᑦ ᓄᓇᖅᐱᐅᓂᕐᒥᖕᒫᖅᑐᓂᒃ ᑕᐅᕓᓈᖅᓱᑎᒃ ᓴᓪᓕᐅᑉ ᑎᒫᑦ (Roe’s Welcome Soundsd-ᖕᒐᒍᑦ), ᓴᓪᓕᐅᑉ ᕿᑭᖅᑖᓗᐊᓄᑦ.

ᐅᑲᓖᑦ ᐱᑕᕐᑲᕋᔪᖕᒋᓚᑦ ᑎᖕᒥᐊᕐᑲᕐᕕᐅᓂᕐᒥ, ᐱᑕᕐᑲᖕᒐᓰᑦ ᕐᑯᑦᑎᖕᓂᖅᓴᐅᓂᖕᒋᓐᓂ ᓄᓇᒥ. ᑕᒪᒃᑯᐊᑦᑕᐅᖅ ᑎᓇᐊᑦ ᐱᑕᕐᑲᕈᓐᓇᕐᒥᔪᑦ ᑎᖕᒥᐊᕐᑲᕐᕕᖕᒥ. ᐊᑕᐅᓯᕐᒥᒃ ᑕᑯᔭᐅᔪᕐᑲᓚᐅᕐᒪᑦ ᑲᓇᖕᓇᖅᐸᓯᐅᓂᖕᒐᓂ ᓴᑦᓕᐅᑉ ᕐᑭᑭᖅᑕᖕᒐᓂ ᑕᒫᓂ 2015-ᒥ.

2.3.2 ᑕᕆᐅᕐᒥᐅᑕᐃᑦ ᐆᒪᔪᐃᑦ

9-ᖕᒍᕗᑦ ᑕᕆᐅᕐᒥᐅᑕᐃᑦ ᐆᒪᔪᐃᑦ ᐳᐃᔩᑦ ᐱᑕᕐᑲᓰᑦ ᐃᑲᑦᑐᐊᕐᒥ ᑕᐃᒪᐃᓂᖕᒐᓄᑦᑐ ᐱᑕᕐᑲᓰᖕᒍᑦᑐᑎᒃ ᐃᑲᑦᑐᐊᑉ ᑎᖕᒥᐊᕐᑲᕐᕕᖕᒐᓂ. ᑕᐅᕙᓂ ᓴᑦᓕᐅᑉ ᐅᐊᖕᓇᖅᐸᓯᖕᒐ ᐊᐅᒃᑲᓐᓂᖕᒐᔪᖅᑕᓕ, ᓴᑦᓕᐅᑉ ᑎᒫᓂᒃ Roe's Welcome Sound-ᒥ ᐅᑮᕕᐅᕙᒃᑐᖅ ᕐᑭᓇᓄᒐᕐᓄᑦ ᕐᑲᓯᒋᐊᓄᑦᑐ. ᕐᑲᓯᒋᐊᑦ ᐆᐸᒃᑐᑦ (ᕐᑲᒃᓯᒪᕙᒃᑐᑦ) ᑕᒫᓂ ᑎᖕᒥᐊᕐᑲᕐᕕᖕᒥ ᑎᓂᖕᒐᓂᕐᒥ. ᐅᒡᔪᐃᑦ ᐱᑕᕐᑲᐃᓐᓇᓲᖕᒍᕗᑦ ᐃᑲᑦᑐᐊᕐᒥ. ᐊᐅᔭᒃᑯᑦ ᐊᒥᓲᕙᒃᑐᑦ ᕐᑭᓇᓄᒐᐃᑦ ᑕᐅᕙᓂ ᐃᑲᑦᑐᐊᕐᒥ, ᐃᓚᓐᓇᑯᑦᑐ ᓂᕐᑭᒃᓴᖅᓯᐅᕐᕕᒋᕙᒃᓯᓂᔾᔪᒃ. (ᓚᑐᐊᕐ ᐱᓕᓇᕐᑲᑎᖕᒋᑦᑐ-Latour et al., 2008; Fᐋᓐᑏᓐ ᐊᒻᒪᓗ ᒫᓗᓇ-Fontaine and Mallory, 2011).

ᓯᒡᔭᖅᐸᓯᐅᓂᖕᒋᓐᓂ ᐊᑦᑎᒃᑑᑕᐅᓂᖕᒋᑦ ᓄᓇᐃᑦ ᐱᒻᒪᕆᐊᓘᕙᒃᑐᑦ ᓇᓄᕐᓄᑦ ᓂᕐᑭᒃᓴᖅᓯᐅᕐᕕᐅᔪᓐᓇᕐᓂᕐᒧᑦ ᐊᐅᔭᒃᑯᑦ (ᕚᓐᑏᑦ-Fontaine, 2011). ᓄᓇᖕᒋᓃᑦᑐᕐᑲᓲᖕᒍᕗᖅ ᑕᐅᕙᓂ ᐃᒡᓗᕐᑲᓲᖕᒍᑦᑐᑎᒃ (ᓯᑎᕐᑲᓲᖕᒍᑦᑐᑎᒃ) ᑎᖕᒥᐊᕐᑲᕐᕕᐅᓂᕐᒥ, ᑕᐅᕙᓂᓗ ᓄᓇᒥ ᕐᑭᒥᐊᕐᔪᓚᐃᕈᒻᒥ ᐊᒻᒪᓗ ᕐᑲᓂᑭᔭᖕᒐᓂ ᐃᑎᔪᐊᕐᔫᑉ. ᐃᓄᐃᑦ ᕐᑲᐅᔨᒪᔭᑐᕐᑲᖕᒋᓐᓂᒃ ᐃᓯᒪᓇᖅᓯᔪᖅ ᓇᓄᐃᑦ ᐊᒥᓯᕈᓇᐊᕐᓯᒪᓕᕐᓂᖕᒋᓐᓂᒃ ᑕᐃᒪᖕᒐᓂᒃ ᐊᕐᕋᒍᓂ 2004-2012-ᒥᒃ, ᐊᒻᒪᓗ ᕐᑯᖕᒐᓯᕈᑦᑎᖅᑕᐅᕙᖕᓂᖕᒋᓐᓂᒃ-ᐊᖕᒍᔭᐅᕙᒃᓯᑎᒃ ᓴᒃᑯᑕᐅᕙᒃᓯᑎᓪᓗ ᕐᑲᐅᔨᓴᖅᑕᐅᕐᑲᑦᑕᕐᓂᖕᒋᓐᓂᒃ, ᕐᑯᒻᒧᐊᒃᑎᑕᐅᓯᒪᔪᑎᒍᑦ ᕐᑲᐅᔨᒪᔾᔪᑕᐅᕙᒃᓯᑎᒃ ᒪᓕᒍᑎᓕᖕᓂᒃ, ᐊᕐᕋᒍᑕᒫᕐᑯ ᑎᖕᒥᓲᒃᑯᑦ ᕐᑲᐅᔨᓴᖅᑕᐅᕐᑲᑦᑕᖅᓯᒪᓗᑎᒃ 20-ᓂᒃ ᐊᕐᕋᒍᓂᒃ, ᐃᓯᒪᓇᖅᑐᑦ ᑕᐅᕙᓂ ᓴᓂᕋᔭᐅᑉ ᓯᑯᓯᓚᐅᓂᖕᒐᓂ ᓇᓄᐃᑦ ᐊᒥᓲᓂᖕᒋᑦ ᕐᑲᓄᐃᖕᒋᓂᖕᒋᓐᓂᒃ ᐊᓯᔾᔨᕐᑭᑕᓗᐊᕐᓯᒪᔾᔫᖕᒋᑦᑐᑦ. ᐊᒥᓲᓂᖕᒋᑦ ᓴᑦᓂᕐᒥᐅᑦᑐ ᕐᑲᐅᔨᓴᖅᑏᑦᑐ ᐅᔾᔨᕈᓱᒃᓯᒪᔪᑦ ᐊᒥᓲᓂᖅᓴᐅᕐᑲᑕᓕᕐᓂᖕᒋᓐᓂᒃ ᓇᓄᐃᑦ ᑕᑯᔭᐅᕙᓕᖅᑐᑦ.

2.3.3 ᑕᕆᐅᖕᒍᖕᒋᓐᓂᕐᒥ ᑕᓯᕐᒥᐅᑕᐃᑦ ᑕᕆᐅᕐᒥᐅᑕᐃᑦᑐ ᐃᕐᑲᓗᒐᓴᐃᑦ

ᐊᒥᒐᓵᓗᐃᑦ ᑕᓲᒐᓴᐃᑦ, ᑕᓯᐊᕐᔪᐃᑦᑐ, ᑰᑦᑐ, ᑕᓯᐅᔭᕐᔪᐊᑦᑐ ᑎᖕᒥᐊᕐᑲᕐᕕᖕᒥ ᐃᒪᕐᑲᐅᖅᐳᑦ ᐊᒻᒪᓗ ᑕᕆᐅᕐᒥ ᐃᒪᕐᓂ ᐊᒥᓱᓂ ᐊᔾᔨᒋᖕᒋᑦᑐᓂᒃ ᐃᕐᑲᓗᒐᓴᕐᕕᐅᑦᑐᑎᒃ. ᑕᒪᐃᓐᓂᒃ ᕐᑲᓄᐃᑦᑑᓂᖕᒋᑦ ᐊᔾᔩᖕᒋᑦᑑᑎᓂᒃ ᐃᕐᑲᓗᒐᓴᕐᑲᕐᓂᖕᒋᓐᓂᒃ ᑎᑎᕐᑲᕐᑯᑎᕐᑲᖕᒋᓚᖅ ᐱᑕᕐᑲᓲᖕᒍᓂᖕᒋᓐᓂᒃ ᑎᖕᒥᐊᕐᑲᕐᕕᖕᒥᒃ. ᑭᓯᐊᓂᓕᑦᑕᐅᖅ, ᑕᒫᓃᓇᓯᒋᔭᐅᔪᑦ 40-ᖕᒋᓐᓃᑦᑐᑦ ᒪᔪᖅᐸᒃᑐᑦ/ᓯᑐᕙᒃᑐᑦ ᐊᒻᒪᓗ ᑕᕆᐅᕐᒥᐅᑕᐅᖕᒋᓐᓇᖅᐸᒃᑐᑦ ᐃᕐᑲᓗᐃᑦ ᐊᔾᔨᖕᒋᑦᑑᑏᑦ, ᐃᓚᕐᑲᖅᓯᑎᒃ ᐊᑕᐅᓯᕐᒥᒃ ᐊᒥᓲᖕᒋᑐᐊᓕᕐᓂᕐᑲᖅᑕᐅᓯᒪᔪᒥᒃ, ᐱᑕᕐᑲᕈᓐᓇᕐᒥᔪᓂᒃ ᑎᖕᒥᐊᕐᑲᕐᕕᖕᒥ (ᐊᕕᒃᑐᖅᓯᒪᔪᓂ ᑕᑯᑎᑦᑎᔾᔪᑦ 3; ᑰᑦ ᐊᒻᒪᓗ ᕋᐃᔅᑦ-Coad and Reist, 2004)

2.4 ᐱᕈᖅᑐᖃᕐᓂᖓ ᓄᓇ

ᓄᓇᖓᓂ ᑕᐅᕙᓂ ᐃᑲᑦᑐᐊᑉ ᑎᖕᒥᐊᖃᕐᕕᖓᓂ ᐱᕈᑐᓕᒻᒪᓇᐊᓘᕗᖅ ᑕᒪᒃᑯᓂᖓ ᑭᓕᓐᓇᖕᓂᒃ. ᐱᑕᓕᐊᓘᒐᓗᐊᖅᓯᑎᒃ ᐊᓯᓐᖏᓐᓂᒃᑕᐅᖅ ᐱᑕᖃᓲᖑᒋᕗᑦ ᑕᒪᒃᑯᓂᖓᓂ ᐃᕕᖕᓂᒃ, *ᑕᑭᔪᑯᑖᓖᖕᓂᒃ* ᑕᐃᒃᑯᓂᖓᓗ *ᓄᓇᕋᖃᓲᑦ ᐃᕕᑯᑖᖕᓂᒃ*. *ᒪᓕᒃᑳᐃᓗ* ᓄᓇᕋᐃᑦ, ᐅᖃᐅᔭᐃᓖᓪᓗ, ᐊᒻᒪᓗ ᑎᖓᐅᔭᐃᑦ ᐸᓂᕐᓂᖅᓴᐅᓂᕐᒦᖃᑦᑕᖅᑐᑦ. ᖁᒻᒧᑦ ᒪᑭᑕᔫᔭᕐᓂᖅᓴᐃᑦ ᐱᕈᖅᑐᑦᑕᐅᖅ ᓲᕐᓗ ᐱᑕᖃᓲᖑᖕᒥᔪᑦ, *ᐃᒃᓱᒃᑕᐃᑦ*, *ᕿᔫᑦᑕᐃᓪᓗ ᒥᖅᑯᓖᑦ* ᐊᐅᐸᓗᒃᑐᓂᒃ, *ᑕᒪᑯᓂᖓᓗ ᑭᓕᕐᓇᖅᑲᕐᕕᐅᓂᖏᓐᓂ* ᐊᒥᓲᐊᓘᕙᖕᒥᔪᑦ. ᐱᑕᖃᓇᕗᑦ ᑲᔪᐃᑦ ᐃᕖᑦ ᐊᒻᒪᓗ ᐃᕖᑦ ᕿᕐᓈᖓᔪᓂᒃ ᓄᕗᖅᑲᓲᑦ. ᐸᓂᕐᓂᖅᓴᐅᔪᓂᓗ ᓄᓇᒥ, ᐱᑕᖃᓲᖑᓪᓗᑎᒃ ᐃᒃᓱᒃᑕᐃᑦ, ᕿᔪᒃᓴᔭᓖ, ᐊᒻᒪᓗ ᑭᓂᐸᓂᖅᓴᐅᔪᓂ ᓄᓇᓂ ᐱᕈᖅᑐᖃᖅᓯᑎᒃ ᓂᐊᖁᑉᑕᕐᓂᒃ, ᐊᕚᓖᕿᐊᓂᒡᓗ.

ᔅᑏᕙᓐᓴᓐᓗ ᒪᒃᑯᐊᒥᒃᓗ-Stephenson and McCormick (1986) ᑎᑎᕋᓚᐅᖅᓯᒪᔫᒃ ᓄᓇᖏᓐᓂ ᐱᕈᕐᕕᐅᓯᒪᓂᖏᓐᓂᒃ ᐊᒥᓱᓂᒃ ᐊᔾᔨᒌᖏᑦᑑᑎᐅᔪᓂᒃ. ᑕᐃᒃᑯᐊ ᑎᑎᖃᖏᑦ ᐱᖃᓯᐅᔾᔨᓯᒪᔪᑦ ᒪᕐᕉᖕᓂᒃ ᐱᑕᖃᕐᓂᕋᐃᓂᖅ ᖅᑭᖅᑯᐊᕐᓂᒃ/ᑯᐊᓐᓂᖕᓂᒃ, 7-ᖑᔪᓂᒃ ᐊᔾᔨᒋᖏᑦᑑᑎᐅᔪᓂᒃ ᐃᓱᕈᑕᐅᔭᕐᓂᒃ (ᐴᐱᖕᓂᒃ), 23-ᓂᒃ ᐊᔾᔨᒋᖏᑐᓂ ᑎᖓᐅᔭᖃᕐᓂᖅ, 28-ᖑᔪᓂᒃ ᑲᑭᓪᓖᓇᖁᑎᓕᖕᓂᒃ ᐊᔾᔨᒌᖏᑦᑑᑎᓂᒃ ᐊᒻᒪᓗ 103-ᖏᓃᑦᑐᓂᒃ ᐃᒻᒪᒃᑯᑎᓕᖕᓂᒃ ᓲᑐᓕᒃᑎᑐᑦ ᐱᕈᖅᓯᐊᓂᒃ ᓄᓇᕋᓕᖕᓂᒃ ᐊᔾᔨᒋᖏᑦᑑᑎᓂᒃ.

2.5 ᐆᒪᔪᐃᑦ ᐊᒥᓲᖏᓗᐊᓕᖅᑐᑦ

ᑲᓇᑕᒥ ᑲᑎᒪᔨᕋᓛᖏᓐᓄᑦ ᖃᓄᐃᓕᖓᓂᖏᓐᓄᑦ ᐊᒥᓲᔪᓐᓃᖅᐸᓪᓕᐊᓂᕋᖅᑕᐅᓯᒪᔪᓄᑦ ᐆᒪᔪᐃᑦ COSEWIC-ᑯᑦ ᖃᐅᔨᓴᖃᑦᑕᖅᓯᒪᕗᑦ ᓴᐳᓐᓂᐊᖅᑎᐅᓂᖏᓐᓄ ᐆᒪᔪᕐᓂᒃ ᑲᓇᑕᒥ. ᐱᖓᓲᔪᖅᑐᓂᒃ 6-ᓂᒃ ᐊᕕᒃᑐᖅᓯᒪᔪᓂᒃ COSEWIC-ᑯᑦ ᑲᓇᑕᒥ ᑲᑎᒪᔨᕋᓛᖏᓐᓄᑦ ᖃᓄᐃᓕᖓᓂᖏᓐᓄᑦ ᐊᒥᓲᔪᓐᓃᖅᐸᓪᓕᐊᓂᕋᖅᑕᐅᓯᒪᓕᖅᐳᑦ ᐆᒪᔪᐃᑦ. ᑎᑎᕋᖅᑕᐅᕙᖕᓂᖏᑦ ᐋᕿᐅᒪᓂᖏᑦ ᐅᖃᐅᓯᐅᕗᑦ ᐅᑐᓇᐊᓇᕐᓂᖅᐹᖑᓂᕐᒥᒃ ᐱᒋᐊᕐᓗᑎᒃ ᑎᑭᓗᒍ ᐅᑐᓇᐊᖏᓐᓂᖅᐹᕐᒦᓂᖏᓄᑦ ᐃᒪᓐᓇᐃᓕᕙᒃᐳᑦ ᒪᓕᒐᖅᑎᒍᑦ ᐃᓕᑕᕆᔭᐅᓯᒪᖃᑕᕐᓂᖏᑦ. ᐱᑕᖃᕈᓐᓃᖅᓯᒪᔪᑦ, ᓄᖑᓯᒪᓕᖅᑐᓂᒃ ᓇᔪᖅᐸᒃᑕᑐᖃᓇᔭᖏᓐᓂᒃ, ᓄᖑᓕᓖᓕᖅᑐᑦ, ᐅᑐᓇᐊᓇᖅᑐᒦᓕᖅᑐᑦ ᓄᖑᓕᓖᓕᕈᓐᓇᖅᓂᖅ, ᐊᔾᔨᐅᖏᑦᑐᒥᒃ ᐃᓱᒪᑑᑕᐅᓕᖅᑐᑦ, ᐊᒻᒪᓗ ᐊᒥᓲᔪᓐᓃᖅᐸᓪᓕᐊᖏᑐᑦ.

ᑲᓇᑕᒥ *ᐆᒪᔪᐃᑦ ᐊᒥᔅᓲᖏᓗᐊᓕᕐᓂᖏᓐᓄᑦ ᒪᓕᒐᖏᑦ* (*SARA*) ᔅᑭᑎᑦᑎᓚᐅᖅᑐᑦ ᑕᐃᔭᐅᔪᓂᒃ ᒪᓕᒐᓕᐊᖑᓯᒪᓂᖏᓐᓂᒃ ᓈᓴᐅᑎᓕᖕᓂ 1-ᒥᒃ, ᐃᓕᑕᕆᔭᐅᔪᓂᒃ ᑎᑎᕋᖅᑕᐅᖃᑕᕐᓂᖏᓐᓂᒃ ᐆᒪᔪᐃᑦ ᐊᒥᓲᖏᓗᐊᓕᖅᑐᓄᑦ. ᑐᑭᓯᓂᐊᕈᑕᐅᖄᓚᐅᖅᓯᑎᒃ, ᒥᓂᔅᑕᐃᑦ ᑲᑎᒪᔨᖏᑦ ᑲᓇᑕᒥ ᐊᑐᓕᖁᔭᓕᐅᖅᐸᒃᑐᑦ ᑲᓇᑕᒥ ᒥᓂᔅᑕᖓᓄᑦ ᐊᕙᑎᓕᕆᓂᕐᒧᑦ ᐆᒪᔪᐃᑦ ᐃᓕᔭᐅᔭᕆᐊᖃᕐᒪᖔᑕ ᒪᓕᒐᓕᐅᕈᑕᐅᓯᒪᕝᕕᖕᒧᑦ 1-ᒧᑦ ᑎᑎᕋᑕᐅᓯᒪᓗᑎᒃ.

ᖁᓖᑦ 13 ᐊᔾᔨᒌᖏᑦᑑᑏᑦ ᐆᒪᔪᐃᑦ ᐊᒥᓲᖏᓗᐊᓕᖅᑐᑦ (ᑕᐃᔭᐅᓪᓗᑎᒃ ᑲᑎᒪᔨᕋᓛᓄᑦ ᑲᓇᑕᒥ ᐆᒪᔪᐃᑦ ᐊᒥᓲᖏᓗᐊᓕᕐᓂᖏᓐᓄᑦ COSEWIC-ᑯᓐᓄᑦ-ᖃᐅᔨᓴᖅᑕᐅᓚᐅᖅᓯᑎᒃ ᐅᕝᕙᓗᓐᓃᑦ ᐊᑐᖅᑕᐅᓗᑎᒃ ᐆᒪᔪᐃᑦ

ᐊᒥᓲᖏᓗᐊᓕᕐᓂᖏᓐᓄᑦ ᒪᓕᒐᖏᑦ) ᐃᓕᑕᕆᔭᐅᓯᒪᕗᑦ ᐅᕝᕙᓗᓐᓃᑦ ᐃᓕᔭᐅᑐᐃᓐᓇᕆᐊᖃᖅᐳᑦ ᒪᓕᒐᖅᑎᒍᑦ ᑕᐃᑯᐊ ᑎᖕᒥᐊᖃᕐᕕᖓᓂ ᐱᑕᖃᓲᑦ. (ᐊᕕᒃᑐᖅᓯᒪᔪᓂ ᑕᑯᑎᑦᑎᔾᔪᑦ 3).

ᐊᕕᒃᑐᖅᓯᒪᔪᓂᒃ ᑕᑯᑎᑦᑎᔾᔪᑦ 4: ᐆᒪᔪᐃᑦ ᐊᒥᓲᖏᓗᐊᓕᕐᓂᖏᑦ ᑎᖕᒥᐊᖃᕐᕕᖕᒥ

ᑕᐃᔭᐅᓂᖏᑦ ᐃᓄᒃᑎᑐᑦ ᖃᐅᔨᓴᖅᑎᓄᓗ ᐅᖃᐅᓯᐊᒍᑦ ᑎᑎᕋᖅᓯᒪᓂᖏᑦ	ᖃᓄᐃᓕᖓᓂᖏᑦ ᑲᓇᑕᒥ ᐃᓕᑕᕆᔭᐅᒪᓂᖅ		ᐱᑕᖃᕐᓂᖏᑦ ᐃᑲᑦᑐᐊᑉ ᑎᖕᒥᐊᖃᕐᕕᖓᓂ
	ᑲᓇᑕᒥ ᑲᑎᒪᔨᕋᓛᖏᓐᓄᑦ ᖃᓄᐃᓕᖓᓂᖏᑦ ᐊᒥᓲᔪᓐᓃᕐᓂᕋᖅᑕᐅᓯᒪᔪᑦ ᐆᒪᔪᐃᑦ - COSEWIC-ᑯᑦ ᖃᐅᔨᓴᖅᓯᒪᔭᖏᑦ	ᐆᒪᔪᐃᑦ ᐊᒥᓲᖏᓗᐊᓕᕐᓂᖏᓐᓄᑦ ᒪᓕᒐᖓᒍᑦ	
ᑎᖕᒥᐊᑦ			
Red knot ᓴᕐᕋᖅ ᓯᓪᔭᕆᐊᓪᔪᒃ - ᓗᕕᓗᕕᓛᖅ *Calidris canutus rufa*	ᓄᖑᓕᒫᓕᖅᑐᑦ	ᓄᖑᓕᒫᓕᖅᑐᑦ	ᓇᓗᓇᐃᖅᑕᐅᓯ-ᒪᔪᑦ
Red-necked phalarope ᐊᐅᐸᓗᒃᑐᖅ ᓴᐅᕐᕋᖅ *Phalaropus lobatus*	ᐊᔾᔨᐅᖏᑦᑐᒥᒃ ᐃᓱᒪᓘᑕᐅᔪᑦ	ᐊᔾᔨᐅᖏᑦᑐᒥᒃ ᐃᓱᒪᓘᑕᐅᔪᑦ	ᐱᑕᖃᑐᐃᓐᓇ-ᕆᐊᓖᑦ
Short-eared owl ᒥᑭᓐᓂᖅᓴᖅ ᐅᒃᐱᒃ *Asio flammeus*	ᐊᔾᔨᐅᖏᑦᑐᒥᒃ ᐃᓱᒪᓘᑕᐅᔪᑦ	ᐊᔾᔨᐅᖏᑦᑐᒥᒃ ᐃᓱᒪᓘᑕᐅᔪᑦ	ᐱᑕᖃᑐᐃᓐᓇ-ᕆᐊᓖᑦ
Peregrine falcon ᕿᓐᓄᐊᔪᐊᖅ/ᑲᔫᒃ *Falco peregrinus*	ᐊᒥᓲᔪᓐᓃᖅᐸᓕᐊᖏᑦᑐᑦ	ᐊᔾᔨᐅᖏᑦᑐᒥᒃ ᐃᓱᒪᓘᑕᐅᔪᑦ	ᓇᓗᓇᐃᖅᑕᐅᓯ-ᒪᔪᑦ
ᓂᕐᔪᑎᑦ ᐊᒪᒫᒃᑎᑦᑎᕙᒃᑐᑦ ᐱᐊᕋᕐᒥᓂᒃ			
Caribou, barren-ground population ᓇᐹᑐᖃᖏᑦᑐᕐᒥ ᑐᒃᑐᐃᑦ *Rangifer tarandus*	ᐅᓗᕆᐊᓇᖅᑐᒦ-ᓕᖅᑐᑦ	ᒪᓕᒐᖅᑎᒎᖓᖏᑦᑐᑦ ᓱᓕ	ᓇᓗᓇᐃᖅᑕᐅᓯ-ᒪᔪᑦ
Atlantic walrus (Central/Low Arctic population) ᐊᐃᕕᖅ (ᕿᑎᖅᐸᓪᓕᐊᓂ/ᐊᑦᑎᒃᑑᓂᖏᓐᓂ ᐅᑭᐅᖅᑕᖅ ᐱᑕᖃᕐᓂᖏᓐᓂ *Odobenus rosmarus rosmarus*	ᐊᔾᔨᐅᖏᑦᑐᒥᒃ ᐃᓱᒪᓘᑕᐅᔪᑦ	ᒪᓕᒐᖅᑎᒎᖓᖏᑦᑐᑦ ᓱᓕ	ᓇᓗᓇᐃᖅᑕᐅᓯ-ᒪᔪᑦ
Beluga whale (West Hudson Bay population) ᕿᓇᓗᒐᐃᑦ (ᐱᖓᓇᖓᓂ ᕼᐊᓐᓴᓐᐲᑦ) *Delphinapterus leucas*	ᐊᔾᔨᐅᖏᑦᑐᒥᒃ ᐃᓱᒪᓘᑕᐅᔪᑦ	ᒪᓕᒐᖅᑎᒎᖓᖏᑦᑐᑦ ᓱᓕ	ᓇᓗᓇᐃᖅᑕᐅᓯ-ᒪᔪᑦ

ᑕᐃᔭᐅᓂᖏᑦ ᐃᓄᒃᑎᑐᑦ ᖃᐅᔨᓴᖅᑎᓄᓗ ᐅᖃᐅᓯᐊᒍᑦ ᑎᑎᕋᖅᓯᒪᓂᖏᑦ	**ᖃᓄᐃᓕᖓᓂᖏᑦ ᑲᓇᑕᒥ ᐃᓕᑕᕆᔭᐅᒪᓂᖅ**		**ᐱᑕᖃᕐᓂᖏᑦ ᐃᑲᑦᑐᐊᑉ ᑎᖕᒥᐊᖅᑲᕝᕕᖓᓂ**
	ᑲᓇᑕᒥ ᑲᑎᒪᔨᕋᓖᖏᓐᓄᑦ ᖃᓄᐃᓕᖓᓂᖏᑦ ᐊᒥᓲᔪᓐᓃᕐᓂᕋᖅᑕᐅᓯᒪᔪᑦ ᐆᒪᔪᐃᑦ - COSEWIC-ᑯᑦ ᖃᐅᔨᓴᖅᓯᒪᔭᖏᑦ	**ᐆᒪᔪᐃᑦ ᐊᒥᓲᖏᑐᐊᓕᕐᓂᖏᓐᓄᑦ ᒪᓕᒐᖓᒍᑦ**	
Bowhead whale (Eastern Canada-West Greenland population) ᐊᕐᕖᑦ (ᑲᓇᖕᓇᖅᐸᓯᖓᓂ ᑲᓇᑕᐅᑉ- ᑕᕆᐅᖏᓐᓂ - ᐊᑯᑭᑦᑐᐃᓪᓗ ᐱᖓᖕᓇᖅᐸᓯᖓᓂ ᑕᕆᐅᖏᓐᓂ ᐊᕐᕖᕐ) *Balaena mysticetus*	ᐊᔾᔨᐅᖏᑦᑐᒥᒃ ᐃᓱᒪᓘᑕᐅᔪᑦ	ᒪᓕᒐᖅᑎᒎᖓᖏᑦᑐᑦ ᓱᓕ	ᓇᓗᓇᐃᖅᑕᐅᓯᒪᔪᑦ
Narwhal ᑐᒑᓖᑦ ᕿᓚᓗᒐᐃᑦ *Monodon monoceros*	ᐊᔾᔨᐅᖏᑦᑐᒥᒃ ᐃᓱᒪᓘᑕᐅᔪᑦ	ᒪᓕᒐᖅᑎᒎᖓᖏᑦᑐᑦ ᓱᓕ	ᐱᑕᖃᑐᐃᓐᓇᑎᐊᓖᑦ
Polar bear ᓇᓄᖅ *Ursus maritimus*	ᐊᔾᔨᐅᖏᑦᑐᒥᒃ ᐃᓱᒪᓘᑕᐅᔪᑦ	ᐊᔾᔨᐅᖏᑦᑐᒥᒃ ᐃᓱᒪᓘᑕᐅᔪᑦ	ᓇᓗᓇᐃᖅᑕᐅᓯ-ᒪᔪᑦ
Ringed seal ᓇᑦᑏᑦ *Pusa hispida*	ᐊᔾᔨᐅᖏᑦᑐᒥᒃ ᐃᓱᒪᓘᑕᐅᔪᑦ	ᒪᓕᒐᖅᑎᒎᖓᖏᑦᑐᑦ ᓱᓕ	ᓇᓗᓇᐃᖅᑕᐅᓯᒪᔪᑦ
ᖃᕝᕕᒃ *Gulo gulo*	ᐊᔾᔨᐅᖏᑦᑐᒥᒃ ᐃᓱᒪᓘᑕᐅᔪᑦ	ᐊᔾᔨᐅᖏᑦᑐᒥᒃ ᐃᓱᒪᓘᑕᐅᔪᑦ	ᓇᓗᓇᐃᖅᑕᐅᓯ-ᒪᔪᑦ
Fishes			
ᓂᐱᓴᖅ ᖁᖅᓱᖅᑐᖅ *Cyclopterus lumpus*	ᐅᓗᕆᐊᓇᖅᑐᒦ-ᓕᖅᑐᑦ	ᒪᓕᒐᖅᑎᒎᖓᖏᑦᑐᑦ ᓱᓕ	ᐱᑕᖃᑐᐃᓐᓇᑎᐊᓖᑦ

2.6 ᑕᒫᓂᕐᒥᐅᑕᑐᖅᑲᐅᓐᖏᑦᑐᑦ ᐆᒪᔪᐃᑦ/ᖁᐸᕐᕈᐃᓗᓐᓃᑦ, ᐱᕈᖅᑐᓪᓗᓐᓃᑦ ᐱᑕᖃᕐᓂᖏᑦ

ᓇᑭᑐᐃᓇᖅ ᐃᓄᐃᑦ ᐱᓕᕆᖅᑕᕐᓂᖏᓐᓄᑦ ᓴᕿᑎᑦᑎᓗᑕᐅᕙᒃᐳᑦ ᐱᑕᖃᓕᕈᓐᓇᕐᓂᖏᓐᓂᒃ ᐱᑕᖅᐸᓪᓚᐅᖏᑦᑐᑦ ᓄᓇᖏᓐᓂ, ᐱᕈᖅᑐᓂᒡᓗᓐᓂᑦ, ᐆᒪᔪᓂᒡᓗᓐᓃᑦ, ᖁᐸᕐᕈᓂᒡᓗᓐᓃᑦ (ᑲᓇᑕᒥ ᓄᖑᓕᖅᑐᓂᒃ ᐆᒪᔪᓂᒃ ᓴᐳᓐᓂᐊᕐᓂᕐᒧᑦ ᑲᑎᒪᔨᖏᑦ, 2011). ᓄᓇᕗᑦ ᒐᕙᒪᐃᑦ ᑎᒃᑯᐊᖅᓯᓯᒪᓕᖅᐳᑦ 14-ᓂᒃ ᓄᓇᕋᕐᓂᒃ ᐱᕈᖅᑐᓂᒃ ᓄᓇᕗᒥ ᐱᑕᖅᑲᖅᑐᑐᖅᑲᐅᕙᓪᓚᐅᖏᑦᑐᓂᒃ ᐱᑕᖅᑲᓕᖅᑐᓂᒃ. ᑕᒪᒃᑯᐊ ᐱᕈᖅᑐᑦ ᓄᖑᑎᓇᕙᓪᓕᐊᓯᒪᖏᑦᑐᑦ ᐊᔾᔩᖏᑦᑑᑎᐅᔪᓂᒃ ᐱᕈᖅᐸᒃᑐᑐᖅᑲᐅᔪᓂᒃ ᓄᓇᕗᒻᒥ. ᖃᐅᔨᒪᔭᐅᖏᑦᑐᑦ ᑕᒫᓂᕐᒥᐅᑕᑐᖅᑲᐅᖏᑦᑐᑦ ᐱᑕᖃᓕᕐᒪᖔᑕ ᐃᑲᑦᑐᐊᑉ ᑎᖕᒥᐊᖅᑲᕝᕕᖓᓂ.

3 ᐃᓕᖅᑯᓯᑐᖃᕐᒥᒍᑦ ᐊᑐᒐᕆᔭᐅᕙᖕᓂᖕᒋᑦ

ᑎᖕᒥᐊᖃᖅᐱᖕᒥ ᐱᑕᖃᖅᑎᑦᑎᓂᖅ ᐱᔾᔪᑎᖃᕆᐊᖅᐳᑦ ᐃᓱᒪᒋᔭᐅᓂᖕᒋᓐᓂᒃ ᓴᐳᓐᓂᐊᖅᑕᐅᖅᑯᕗᓂᖅ ᑎᖕᒥᐊᖅᓂᒃ ᓇᔪᕈᓐᓇᖅᑕᖕᒋᓐᓂᒡᒎ, ᑭᓯᐊᓂᓕ ᑕᐃᒃᑯᐊ ᐃᓄᐃᑦ ᐃᑲᔫᓯᐊᖅᑕᕈᑎᒃᓴᖕᒋᓐᓄᑦ ᐊᖕᒋᕈᑏᑦ ᐃᓕᑕᕆᖅᓯᒧᑕᐅᒋᕗᑦ ᐃᓄᐃᑦ ᐃᓚᒋᔭᐅᓪᓚᕆᖕᓂᖕᒋᓐᓂᒃ ᐊᕙᑎᖕᒋᓐᓄᑦ. ᐃᓄᐃᑦ ᖃᐅᔨᒪᔭᑐᖃᖕᒋᑦ ᐊᑑᑎᓕᒻᒪᕆᐊᓘᖕᒪᑕ ᖃᐅᔨᒪᔾᔪᑕᐅᕙᓐᓇᖅᓂᖅᒍᑦ ᓄᓇᒥᒃ, ᐃᒪᖅᓂᒃ, ᓄᓇᒥᐅᑕᕆᔭᐅᕙᓂᒡᒎ ᖃᓂᒋᔭᖕᒋᓐᓂ, ᑐᖕᒐᕕᒍᑎᒃ ᑐᑭᓯᐅᒪᑦᑎᐊᖅᓂᖅᓴᐅᕙᓐᓇᖅᓂᖅᒍᑦ ᐃᓱᒪᓕᐅᕈᑕᐅᔭᕆᐊᖃᖅᓂᐊᖅᑐᓂᒃ. ᑖᒃᑯᐊ ᑎᑎᕋᖅᓯᒪᓂᖕᒋᑦ ᐅᖃᐅᓯᖃᖅᐳᑦ ᑕᐃᔅᓯᒪᓂᐅᓚᐅᖅᑐᖅ ᐅᓪᓗᒥᐅᓕᖅᑐᖅᒍ ᓄᓇᖕᒐᑕ ᐊᑐᖅᑕᐅᕙᖕᓂᖕᒋᓐᓂᒃ ᑎᖕᒥᐊᖅᐱᖕᒥ, ᐊᕙᓗᐊᓂᒍ ᓄᓇᖕᒋᓐᓂ, ᐊᒻᒪᓗ ᕿᒥᕿᐊᖅᑕᐅᖃᑕᖅᓯᒪᓂᖕᒋᓐᓂᒃ ᖃᐅᒪᔩᔭᐅᓕᖅᑐᓂᒃ ᐱᑕᖃᖅᑐᓂᒃ, ᑕᑯᔭᒃᓴᐅᕙᒃᑐᓂᒃ ᑕᑯᒃᓴᐅᕙᖕᒋᑐᓂᒡᒎ ᐃᓕᖅᑯᓯᑐᖃᕐᒥᒍᑦ ᐊᑐᖅᐸᒃᑕᖕᒋᓐᓂᒃ.

ᐊᐅᓪᓛᖅᐱᐅᖃᖅᑕᖅᑐᑐᖃᐃᑦ, ᓄᓇᐃᑦ, ᐃᒪᐃᓪᓗ ᑕᐃᔫᓯᑐᖃᕐᒋᑦ, ᖃᐅᔨᒪᓂᕐᒋᓪᓗ ᓯᓚᒥᒃ, ᐆᒪᔪᐃᓪᓗ ᐱᐅᓯᓇᕙᒃᑕᕐᒋᓐᓂᒃ, ᐆᒃᑑᑎᑐᐃᓐᓇᐅᕗᑦ ᐊᒃᑐᐊᕐᓯᐅᕐᒋᑦᑐᐊᓗᐊᓂᒃ ᕿᒪᐃᖠᐅᓯᒪᓂᕐᒋᓐᓂᒃ, ᑕᒪᒃᑯᓂᖕᒎ ᐊᓯᖕᒋᓐᓂᒃ ᑕᐃᔅᓯᒪᓂᑐᖅᑲᖅ ᐃᓄᖅᐱᐅᕙᓪᓕᐅᖅᑐᓂᒃ, ᐱᖅᑯᑎᕕᓂᕐᒋᓂᒡᒎ, (ᓲᖅᑐ ᓂᖅᑭᓂᒃ ᐱᕈᔭᕕᓃᑦ, ᐃᖅᑲᖕᓂᒃ ᓴᐳᑎᕕᓃᑦ, ᖃᔭᒃᑯᕕᑐᖃᕕᓂᕐᒋᓂᒃ, ᐃᓄᒃᓱᕐᓂᒡᒎ), ᑕᐃᔅᓯᒪᓂᓂᑖᓗᐃᓪᓗ ᐃᓄᖅᐱᐅᕙᓪᓕᐅᖅᑐᑦ ᓄᓇᕐᒋᑦ ᑕᒪᖅᒥᒃ ᑕᑯᔭᒃᓴᐅᓪᓗᑎᒃ ᐊᒃᑐᐊᒃᓴᐅᓗᑎᒡᒎ ᕿᒪᐃᖠᐅᓯᒪᔪᑦ ᐃᓄᐃᑦ ᓄᓇᒥ ᐊᑐᖅᑕᐅᖃᑦᑕᐃᓐᓇᖅᓂᑰᔪᓂᒃ. ᐱᓪᓕᕆᐊᓘᕗᖅ ᐃᖅᑲᐅᒪᔾᔪᓐᓇᖅᓂᖅ ᐅᓂᒃᑳᖅᑐᐊᕕᓂᑐᖃᕐᒋᓐᓂᒃ, ᓄᓇᐃᑦ ᑕᐃᔭᐅᕙᒃᑐᑐᖃᐅᓂᕐᒋᓐᓂᒃ, ᐃᒪᐃᓪᓗ, ᐃᖕᒋᐅᑎᕕᓂᕐᒋᓪᓗ ᐱᓲᑦ, ᐃᓕᖅᑯᓯᑐᖃᕆᔭᐅᕐᒋᓇᖅᑐᓂᒡᒎ ᑕᒪᒃᑯᓄᖕᒎ ᐊᑕᔪᓂᒃ ᐱᑐᖅᑲᖕᓂᒃ ᐃᓄᖅᐱᐅᕙᓪᓕᐅᖅᓂᕐᒋᓂᒃ.

3.1 ᐃᓕᖅᑯᓯᑐᖃᕐᒥᒍᑦ ᓄᓇᒥ ᐱᖅᑯᑎᕕᓃᑦ ᐊᑐᖅᑕᐅᕙᓪᓕᐅᖅᓂᕐᒋᑦ ᑐᑭᖃᖅᓂᕐᒋᓄᓪᓗ ᖃᐅᔨᓴᖅᑕᐅᓯᒪᔪᑦ

ᐃᓄᐃᑦ ᓄᓇᒥᒃ ᐊᑐᖃᑦᑕᐃᓐᓇᖅᓂᖕᒋᑦ ᐊᒻᒪᓗ ᓄᓇᒥᐟᕙᒋᖃᑦᑕᐃᓐᓇᖅᑕᑐᖃᖕᒋᓐᓂᒃ ᐱᓕᕆᐊᕐᔪᓚᐅᖅᓯᒪᔪᑦ (ᐃᓄᓕᕆᔩᑐᖃᒃᑯᓐᓄᑦ-(INAC, 1976) ᐅᓂᒃᑳᕈᑕᐅᓚᐅᖅᓯᒪᔪᑦ, ᓄᓇᖑᐊᓕᐅᕈᑕᐅᓪᓗᑎᒡᒎ ᑕᐃᔅᓯᒪᓂᐊᓗᖕᓂᒃ ᐱᕙᓪᓕᐊᓂᕕᓂᖕᒋᓐᓂᒃ ᐃᓄᐃᑦ ᓄᓇᖃᓕᓚᐅᖅᓂᖕᒋᓐᓄᑦ ᑕᒪᐃᓐᓂᒃᓴᒃ ᖃᖕᒐᓃᑦᑐᓂᒃ ᓄᓇᕗᒻᒥ ᓄᓇᖕᒋᓐᓂᒃ (ᑕᕆᐅᖅᒥᒎ ᓯᑯᒥᒎ). ᑕᐃᒃᑯᐊ ᓄᓇᕗᒻᒥ ᓄᓇᖑᐊᓕᐊᖑᓯᒪᔪᑦ (Riewe, 1992) ᓴᓇᓯᒪᑎᐊᒃᑲᓐᓂᖅᑐᓂᒃ ᑕᑯᒃᓴᐅᑎᑦᑎᓕᓚᐅᖅᑐᑦ ᐊᑐᖅᑕᐅᓯᒪᓂᖅᐸᖑᕙᖕᓂᖕᒋᓐᓂᒃ ᓄᓇᓂᒃ, ᐃᓄᖕᓄᑦ ᑎᑭᑕᐅᖃᑦᑕᐃᓐᓇᖅᑐᑐᖃᐅᔪᓂᒃ ᐊᖅᕋᒍᑕᓖᖅ, ᐊᑕᐅᓯᖅᒥ ᓄᓇᓕᖕᒥᐅᑕᐅᔪᐃᓐᓇᐅᓚᐅᖕᒋᓐᓂᖕᒋᓐᓂ ᓱᓕ, ᓲᖅᑐ ᓛᓇᑎᑐᑦ, ᑕᐃᒃᑯᓂᖕᒎ ᐊᓯᖕᒋᓐᓂᒃ ᓄᓇᓂᒃ ᑎᑭᓯᒪᕖᐅᕙᔪᒃᐸᓚᐅᖅᒥᔪᓂ ᐊᖅᕋᒍᑕᓖᖑᖕᒋᑲᓗᐊᖅᑐᒥᒃ ᓄᓇᖑᓕᐅᓚᐅᖅᐳᑦ. ᐊᑑᑎᓕᒻᒪᕆᐊᓘᓪᓚᓗᐊᖅᓱᑎᒃ ᑕᐃᒃᑯᐊ ᓄᓇᖑᐊᓕᐊᖕᒋᑦ, ᖃᐅᔨᒪᑎᑦᑎᓂᖅᒧᑦ, ᐃᓄᐃᑦ ᓄᓇᒥᒃ ᐊᑐᖃᑕᐃᓐᓇᖅᓂᖕᒋᓐᓂᒃ ᐊᒻᒪᓗ ᓄᓇᒥᑦᑕᖅᑐᖅᕕᐅᖃᑕᐃᓐᓇᖅᓂᖕᒋᓐᓂ ᑕᐃᒃᑯᓂᖕᒎ ᓄᓇᕗᒻᒥ ᓄᓇᖑᐊᓕᐅᖅᑎᕕᓃᑦ ᓄᓇᖑᐊᓕᐅᖃᑦᑕᖅᓯᒪᓗᑎᒃ ᐃᓅᔾᔪᑎᒃᓴᕆᔭᐅᕙᓪᓕᐅᖅᑐᐃᓐᓇᖅᓂᒃ ᐱᔾᔪᑎᖃᖅᑐᓂᒃ ᐃᓱᒪᒋᔭᐅᒐᑎᒃ ᓄᓇᖕᒋᑦ ᐃᓕᖅᑯᓯᑐᖃᕆᔭᐅᔪᓂᒃ ᐊᑐᖃᑦᑕᐃᓐᓇᖅᑕᖕᒋᑦ ᐱᐅᓯᑐᖃᕐᒥᒍᑦ.

ᑐᓐᖓᕕᒃᑯᑦ ᒪᓕᒐᖃᖅᑎᑕᐅᕗᑦ ᐊᑖᒍᑦ *ᑎᑎᕋᖅᓯᒪᓂᖏᓐᓂ 6, ᐃᓄᐃᑦ ᐃᑲᔫᓯᐊᒃᓴᖏᓐᓄᑦ ᐊᖏᕈᑏᑎᒍᑦ* ᑎᑎᕋᖅᓯᒪᔪᖃᕆᐊᖃᕐᒪᑦ ᖃᐅᔨᒪᔾᔪᑎᒃᓴᓂᒃ ᓄᓇᒥᐅᑕᕆᔭᐅᔪᓂᒃ ᐱᒻᒪᕆᐅᔪᓂᒃ ᐃᓄᓐᓄᑦ ᑎᕐᒥᐊᖃᕐᕕᐅᓂᕐᒥ ᐊᒻᒪᓗ ᐆᒪᔪᖃᕐᕕᐅᔪᓂ ᓄᓇᕗᒻᒥ. ᑕᒪᒃᑯᐊ ᐱᑕᖃᕐᑯᔭᐅᓂᖏᑦ ᖃᐅᔨᒪᔭᐅᓂᐊᕐᒪᑕ ᐃᑲᔪᖅᓲᐃᓂᕐᒧᑦ ᐊᐅᓚᑕᐅᓂᖏᓐᓄᑦ ᐊᑐᓂ ᓴᐳᓐᓂᐊᖅᑕᐅᓯᒪᕝᕖᑦ ᓇᓂᑐᐃᓐᓇᖅ ᓄᓇᕗᒥ, ᐃᑲᔫᑕᐅᓗᑎᓪᓗ ᑐᑭᓯᐅᒪᔾᔪᑎᐊᕈᓇᕐᓂᖏᓐᓄᑦ, ᐊᒻᒪᓗ ᑎᑎᖃᕐᑯᑎᒋᔭᐅᓂᐊᖅᑐᓂᒃ ᐱᑕᖃᕐᓂᐊᕐᒪᑦ ᖃᐅᔨᒪᔾᔪᑎᒃᓴᐅᓂᐊᖅᑐᓂᒃ, ᐃᓕᖅᑯᓯᑐᖃᕐᒥᒍᑦ ᐱᒻᒪᕆᐅᓂᖃᖅᑐᓂᒃ ᐃᓄᖕᓄᑦ, ᐃᑲᔫᑕᐅᓗᑎᓪᓗ ᐱᕙᓪᓕᐊᔾᔪᑕᐅᔫᓇᕐᓂᖏᓐᓄᑦ, ᐊᑐᖅᑕᐅᔫᓇᕐᓂᖏᓐᓄᑦ ᐃᓕᑕᕆᔭᐅᓗᑎᒃ ᐃᓄᐃᑦ ᐅᖃᐅᓯᐊᒍᑦ ᑕᐃᒍᖅᑕᐅᕙᒃᑐᑐᖃᐅᔪᓂᒃ ᐊᑐᖅᑕᐅᓗᑎᒃ ᑕᒫᓂ ᓴᐳᓐᓂᐊᖅᑕᐅᓯᒪᕝᕕᐅᔪᑦ. ᐃᕐᓂᐅᕝᕕᒃᑯᑦ ᐊᐅᓚᑦᑎᔨᐅᖃᑕᐅᓂᕐᒧᑦ ᑲᑎᒪᔩᕋᓛᖏᑦ ᑎᑎᕋᑦᑎᐊᒃᑲᓐᓂᕐᓂᐊᖅᑐᑦ ᐃᓗᓕᖏᓐᓂᒃ 3.0-ᖏᓃᑐᓂᒃ ᑖᒃᑯᓇᓂ ᐊᐅᓚᑦᑎᓂᖏᑦ ᐸᕐᓇᐅᑎᓂ ᑎᑎᕋᖅᓯᒪᓂᖏᓐᓂᒃ, ᖃᐅᔨᒪᔾᔪᑎᒃᓴᓂᒃᑕᐅᓂᐊᕐᒪᑕ ᐱᕐᑯᑎᖃᕐᓂᖏᓐᓂᒃ ᐱᔭᓃᖅᑕᐅᓕᕈᑎᒃ ᑕᐃᒃᑯᐊ, ᐊᑐᐃᓐᓇᐅᓂᐊᕐᒪᑕ ᐃᑲᑦᑐᐊᕐᒥ ᑎᕐᒥᐊᖃᕐᕕᕐᒥ.

3.2 ᑕᐃᒪᖓᓂᒃ ᐃᓄᐃᑦ ᐊᑐᖃᑦᑕᕐᓂᖏᑦ ᓄᓇᒥᒃ

ᐃᓄᐃᑦ ᓄᓇᖃᓕᕐᒪᑕ ᓴᑦᓕᓂᒃ ᑕᐅᓴᒐᓴᒻᒪᕆᐅᔪᓂᒃ ᐊᕐᕌᒍᓂᒃ. ᑕᐃᓯᒪᓂᑑᖅᑲᓗᒃ ᐃᓄᐃᑦ ᓄᓇᖃᖅᐸᓚᐅᖅᑐᑦ ᖃᓂᓐᓂᖅᓴᐅᔪᓂ ᑕᕆᐅᕐᒥᐅᑕᓄᑦ ᐆᒪᔪᖃᕐᕕᐅᓂᖏᓐᓄᑦ (Bird, 1953). ᑕᐃᓯᒪᓂᐊᓗᒃ ᐊᖏᕐᕋᖅᐸᓚᐅᕐᒪᑕᓕ ᓴᓇᓯᒪᔪᓂᒃ ᐃᒡᓗᕕᒐᕐᓂᒃ ᐅᕝᕙᓗᓐᓃᑦ ᖃᕐᒪᕐᓂᒃ, ᓯᓚᐅᑉ ᖃᓄᐃᓕᖓᓕᖃᑦᑕᕐᓂᖓᓂᒃ ᒪᓕᒃᐸᒃᑐᓂᒃ. ᐃᓄᐃᑦ ᑭᖑᓂᐊᒍᑦ ᓄᓇᓕᕐᒥᐅᑕᕈᖅᐸᑦᑕᓕᐊᓕᓚᐅᖅᐳᑦ ᐅᑭᕕᖅᑲᖅᓯᑎᒃ ᐃᒡᓗᖅᑲᖅᓯᑎᒃ ᓴᓇᓯᒪᔪᓂᒃ ᐅᔭᕋᖕᓂᒃ, ᓴᐅᓂᕕᓂᕐᓂᒃ, ᐃᑉᔪᕐᒥᓂᒡᓗ. ᐊᐅᔭᒃᑯᑦ ᐃᓄᐃᑦ ᐊᒥᕐᓂᒃ ᕿᓯᖕᓂᒡᓗᓐᓃᑦ ᑐᐱᖃᖅᐸᑦᑕᓚᐅᖅᑐᑦ, ᓄᓇᒍᑦ ᐊᑕᓗᑎᒃ ᐅᔭᕋᖕᓄᑦ (Collins, 1956).

ᐃᓄᐃᑦ ᓴᓇᕙᓚᐅᖅᑐᑦ ᓴᓇᕐᕈᑎᒃᓴᖏᓐᓂᒃ ᐅᔭᕋᖕᓂᒃ ᓵᑐᔭᓂᒃ ᐊᑐᖅᓯᑎᒃ ᐃᐱᒃᓴᖅᑕᐅᓯᒪᕙᓚᐅᖅᑐᓂᒃ, ᓴᐅᓂᕕᓂᕐᓂᒡᓗ, ᓇᒃᔪᕕᓂᕐᓂᒡᓗ, ᑑᒑᕐᓂᒡᓗ, ᕿᔪᖕᓂᒡᓗ (ᐃᓚᖏᑦ ᓴᒃᑯᖃᖅᐸᓚᐅᖅᑐᑦ ᓴᕕᒃᓴᔫᖅᓂᒃ) ᐊᒻᒪᓗ ᐊᔪᖏᑦᑎᐊᖃᑦᑕᓚᐅᖅᓯᑎᒃ ᓴᓐᖑᐊᒋᓐᓇᖅᓂᖏᓐᓂᒃ ᐱᐅᓯᑐᖃᕐᒥᒍᑦ.

ᖃᑦᓗᓈᑦ ᐅᖓᓯᒃᑐᒥᖔᖅᓯᒪᔪᑦ ᑎᑭᖃᑕᐅᓯᒪᔪᑦ ᑎᑎᖃᑐᖅᑎᖏᑦ ᖃᐅᑕᒫᖅᓯᐅᑎᕕᓃᖅᑐᖕᓇᓂᑦ ᐅᖃᐅᓯᖃᖃᑦᑕᕆᐊᓕᓕᐅᖅᐳᑦ ᓴᑦᓕᓂᒃ ᑎᑭᑕᐅᓯᒪᓂᖓᓂᒃ ᑕᐃᓯᒪᓂᑑᖅᑲᓗᒃ 1600-ᖏᓐᓂ, ᑭᓯᐊᓂ ᐊᒥᓲᖏᑐᓂᒃ ᑎᑎᖃᐅᑎᖃᖅᐳᖅ ᐅᖃᐅᓯᕆᖅᑐᓂᒃ ᓴᑦᓕᕐᒥᐅᑕᓂᒃ (“ᕿᕿᖅᑕᒥᐅᑕᐅᓂᕋᖅᑕᐅᔪᓂᒃ” ᐅᕝᕙᓗᓐᓃᑦ “ᐃᓄᖅᑯᑎᖏᓐᓂᒃ ᓄᓇᓕᖅᓯᒪᔪᓂ ᕿᕿᖅᑖᓗᐊᓂ”). ᑭᖑᓂᐊᒍᑦ ᐊᕐᕋᒍᓂ 1860-ᖏᓐᓂ, ᐊᕐᕕᖕᓂᐊᖅᑎᕕᓃᑦ ᑎᑭᓯᒪᓕᕐᕕᖃᑦᑕᓕᐊᓕᓚᐅᖅᐳᑦ ᑕᐅᕗᖓ ᓴᑦᓕᐅᑉ ᑎᒫᓄᑦ Roe’s Welcome Sound-ᒧᑦ. ᐃᓄᐃᑦ ᓂᕿᒃᓴᓂᒃᓯᕙᓪᓚᐅᖅᑐᑦ ᐊᕐᕕᖕᓂᐊᖅᑎᓂᒃ ᐊᓐᓄᕿᒃᓴᓂᒃᓯᕙᒃᓯᑎᓪᓗ, ᐃᑲᔪᖅᑎᐅᕙᓚᐅᕐᒪᑕ ᐊᒥᓲᓂᒃ ᐊᔪᖏᑦᑎᐊᖅᑐᓂᒃ ᐊᕐᕕᖕᓂᐊᖅᑎᓂᒃ ᐱᓕᕆᔪᓂᒃ (Van Stone, 1960).

ᐅᑭᐅᕆᔭᖕᒐᓂ ᑕᒫᓂ 1902-1903 ᐋᓐᓂᐊᕐᓂᐊᓗᖕᒧᑦ ᖃᓂᒪᓂᐊᓗᖕᒧᑦ ᑎᑭᑕᐅᓕᓚᐅᖅᑐᑦ, ᑐᖁᕋᖅᑐᐊᓘᓪᓗᑎᒃ ᑕᒪᕐᒥᑦᑎᐊᖅ ᓴᓪᓕᕐᒥᐅᑕᕙᓂᐅᖄᓚᐅᖅᑐᑦ. ᐊᕐᕙᖕᓂᐊᖅᑏᑦ ᐋᓐᓂᐊᕈᑎᓂᒃ ᑎᑭᐅᔾᔭᔪᕙᓂᐅᔫᒃᓴᐅᒐᒥᒃ. ᐃᑲᔪᖅᑎᖃᕈᓐᓃᕋᒥᒃ ᐃᓄᖕᓂᒃ ᑕᐅᕙᓂ, ᐊᕐᕙᓐᓂᐊᖅᑏᑦ ᐃᓄᖕᓂᒃ ᑎᑭᑎᑦᑎᓕᓚᐅᖅᑐᑦ ᓇᐅᔮᕐᒥᐅᓐᓂᒃ, ᐅᒃᑯᒃᓯᓴᕐᒥᐅᓂᓪᓗ ᑕᒪᓂ 1908-ᒥ ᓴᓪᓕᓄᑦ, ᓴᓇᔫᐅᑎᑕᐅᓕᖅᓯᑎᒃ.

1924-ᖑᑎᓪᓗᒍ, Hᐊᑦᓴᓐᐲ ᑲᒻᐸᓂᒃᑯᑦ ᓂᐅᕕᖅᑎᒃᑯᑦ ᓅᑦᑎᓕᓚᐅᕆᕗᑦ ᓂᐅᕕᕐᕕᖕᒥᓂᒃ ᐊᒃᐸᑑᕐᔪᐊᕐᒥᓚᐅᖅᑐᒥᒃ ᓴᓪᓕᓄᑦ ᐃᓄᐃᓗ (ᕿᑭᖅᑖᓘᖕᒥᐅᑦ [Baffin-ᒥᐅᕐ] ᓂᒋᐊᓂᕐᒥᐅᑕᓂᒃ) ᓅᒃᑎᖃᑕᐅᓚᐅᖅᓯᒪᖕᒪᑕ ᓂᐅᕕᖅᑎᒃᑯᓐᓄᑦ. ᑎᕆᒐᓐᓂᐊᖅᑕᕐᓂᖅ ᐱᒻᒪᕆᐊᓘᕙᓚᐅᖅᑐᖅ ᑮᓇᐅᔭᓕᐅᕈᑕᐅᔪᓐᓇᕐᓂᕐᒧᑦ, ᓂᐅᕕᐅᑎᒃᓴᓄᑦ Hᐊᑦᓴᓐᐲᒃᑯᑦ ᓂᐅᕕᖅᑎᖏᓐᓂᒃ (ᑏᒥᒃ, ᖃᕐᔪᕐᓂᒃ, ᐊᓯᖏᓐᓂᓪᓗ). 1940ᑦ ᐊᕐᕋᒍᐃᑦ ᐃᓱᖅᐸᓯᖕᒐᓂ, ᐊᒥᐊᓕᑲᒥᐅᑦ ᒥᑦᑕᕐᕕᐅᓕᐅᓕᓚᐅᖅᑐᑦ ᓯᓚᑎᑦᑎᐊᖕᒐᓂ ᓴᓪᓖᐅᑉ. ᑭᖑᓂᐊᒍᑦ ᑲᓇᑕᐅᑉ ᒐᕙᒪᒃᑯᖏᓐᓄᑦ ᐊᐅᓚᑎᓕᓚᐅᖅᑐᑦ ᑕᒪᒃᑯᓂᖓ ᓲᕐᓗ ᐃᓕᓐᓂᐊᖅᑐᓕᕆᓂᕐᒥᒃ, ᐋᓐᓂᐊᖅᑐᓕᕆᓂᕐᒥᒃ, ᑮᓇᔭᓕᐅᕈᑎᒃᓴᓂᓪᓗ ᐃᑲᕐᕋᑎᒍᑦ ᐊᑭᓕᖅᑐᐃᔭᓂᒃ, ᐊᒥᓱᑦ ᓄᓇᒥᐅᑕᒐᓴᐃᑦ ᓯᓚᑖᓂ ᓴᓪᓕᐅᑉ ᓅᑉᐸᓪᓕᐊᔾᖃᑕᐅᓕᓚᐅᖅᑐᑦ ᑕᒪᐅᖓ. ᑭᓯᐊᓂᓕᑕᐅᖅ ᐊᕐᕋᒍᒥ 1951-ᒥ, 12-ᖑᔪᑦ ᐃᓄᐃᑦ ᓄᓇᖃᖅᑐᐃᓐᓇᓚᐅᖅᐳᑦ ᑕᐅᕙᓂᖏᓐᓇᖅᓯᑎᒃ ᖃᓂᒋᔭᓂ ᐃᑎᔪᐊᕐᔫᑉ, ᑕᒫᓂ ᐃᑲᑐᐊᑉ ᑎᖕᒥᐊᖃᕐᕕᖕᒐᓂ. (Bird, 1953).

ᓂᐅᕕᕐᕕᖃᓚᐅᙱᓂᖕᒐᓂ ᓱᓕ ᓴᓪᓕᓂ, ᓴᓪᓕᕐᒥᐅᑦ ᐃᓅᓯᖃᖅᐸᓚᐅᖅᑐᑦ ᓄᓇᒦᖅᑕᕐᓂᕐᒥᒃ ᐊᐅᓪᓛᖅᓯᒪᕝᕕᒋᕙᒃᑕᖅᑲᕆᓚᐅᖅᑕᖏᓐᓂ, ᒪᓕᒃᑐᓂᒃ ᐱᑕᖃᕐᓂᖏᓐᓂᒃ ᐆᒪᔪᐃᑦ. ᐱᓗᐊᖅᑐᒥᒃ ᓴᓪᓕᕐᒥᐅᑦ ᑕᕆᐅᕐᒥᐅᑕᓂᒃ ᓂᕿᒃᓴᖃᕐᓂᖅᓴᐅᖃᑦᑕᐃᓐᓇᖅᐳᑦ ᐃᓅᔾᔨᑎᒃᓴᒥᓄᑦ, ᐊᖑᓇᓱᒋᐊᖃᑦᑕᐃᓐᓇᕋᒥᒃ ᓇᑦᑎᕐᓂᒃ, ᕿᓇᓗᒐᕐᓂᒃ, ᐊᐃᕕᕐᓂᓪᓗ (Bird, 1953; Collins, 1956). ᐃᓱᒪᒋᔭᐅᕙᓚᐅᖏᑎᓪᓗᒋᓪᓕ ᓱᓕ ᖃᐅᔨᓴᖅᑎᓄᑦ ᑲᖑᐃᑦ, ᑕᕆᐅᕐᒥᐅᑕᓂᒃ ᐳᐃᔨᓂᒃ ᐊᖑᓇᓱᒃᐸᒃᑲᒥᒃᑦ ᑕᐃᒪᖓᑦ ᑎᑭᑉᐸᒃᑐᑐᖃᐅᖏᓐᓇᖅᐳᑦ ᑕᐅᕗᖓ ᑎᖕᒥᐊᖃᕐᕕᐅᑉ ᓄᓇᖓᓄᑦ. ᓂᐅᕕᖅᑎᒃᑯᑦ Hᐊᑦᓴᓐᐲᒃᑯᑦ ᐱᔪᒪᓂᖏᓐᓄᑦ ᑎᕆᒐᓂᐊᕐᓂᖅ, ᐱᔾᔪᑕᐅᓗᐊᓚᐅᖅᑐᑦ ᒥᑭᒋᐊᖃᕐᕕᐅᕙᓚᐅᕐᓂᖏᓐᓄᑦ ᐊᒻᒪᓗ ᐊᐅᓪᓛᖃᑦᑕᕐᓂᖏᓐᓄᑦ ᓄᓇᖅᐱᐅᓂᕐᒧᑦ. ᑎᕆᒐᓂᐊᖅᓯᐅᖅᑕᕐᓂᖏᑦ, ᓇᓐᓂᐊᖃᑦᑕᕐᓂᖏᓪᓗ ᐱᒻᒪᕆᐊᓗᖕᒥᒃ ᑮᓇᐅᔭᓕᐅᕈᑕᐅᕙᓚᐅᖅᑐᑦ ᐅᑭᐅᒃᑯᑦ. ᐱᐅᓯᑐᖃᕐᒥᒍᑦ ᑕᐃᔅᓱᒪᓂᒃᑲᓐᓂᖅ ᒥᑭᒋᐊᖃᕐᕕᐅᒐᒃᐸᓚᐅᖅᑐᑦ ᒫᓇᐅᓕᖅᑐᕐᓗᓐᓃᑦ ᓱᓕ ᓴᓪᓕᕐᒥᐅᑕᓄᑦ ᑕᐅᕙᓂ ᒥᑭᒋᐊᒃᓴᓂᒃᓯᒪᕝᕕᐅᕙᒃᐳᑦ ᓂᒋᖅᐸᓯᐊᒍᑦ ᓴᓪᓕᐅᑉ ᕿᑭᖅᑖᓗᐊᑕ, ᑕᐅᕙᓂᓗ ᑎᖕᒥᐊᖃᕐᕕᐅᓂᕐᒥ, ᓯᒡᔭᖅᐸᓯᐊᒎᖃᑦᑕᖅᓯᑎᒃ ᐃᑲᑦᑐᐊᑉ. (ᑕᑯᔭᒃᓴᖅ 6).

ᓴᓪᓕᐅᑉ ᕿᑭᖅᑖᓗᐊᓂ ᐊᒥᓲᒐᓴᒻᒪᕆᐅᕗᑦ ᓇᓗᓇᐃᒃᑯᑕᐃᑦ ᓄᓇᖃᕐᕕᕕᓂᑐᖃᕆᔭᖏᓂᒃ, ᐃᓕᖅᑯᓯᑐᖃᕐᒥᒍᓪᓗ ᐱᑕᖃᕐᓂᖏᑦ ᓴᓇᔭᐅᓯᒪᔪᑐᖃᕕᓃᑦ, ᐱᖁᑎᕕᓃᓪᓗ ᑕᐅᕙᓃᒻᒪᑕ. 1983-ᖑᑎᓪᓗᒍ ᔫ. ᓈᑦ-J. Reid ᐅᓂᑳᓕᐅᓚᐅᖅᑐᖅ ᐱᖁᑎᕕᓂᑐᖄᓗᖕᓂᒃ ᐱᑕᖃᕐᕕᐅᓂᖏᓐᓂᒃ ᒪᕐᕉᖕᓂᒃ ᐃᓄᖕᓄᑦ ᓄᓇᖃᕐᕕᕕᓂᐅᔪᓂᒃ (ᑎᑎᖃᖁᑎᓛᑦ KjHq-1 & KjHq-2) ᓯᓚᑎᑦᑎᐊᖕᒐᓂ ᑎᖕᒥᐊᖃᕐᕕᐅᑉ ᑭᒡᓕᖃᕐᕕᖏᓐᓂᒃ. ᓄᓇᒥ ᑕᐅᕙᓂ ᐃᓗᕕᑐᖃᐅᒋᕗᑦ ᐊᒻᒪᓗ ᖃᕐᒪᕕᓃᑦ, ᑕᒪᕐᒥᒃ ᑕᐃᑲᓃᑦᑑᒃ ᐃᑎᔪᐊᕐᔪᖕᒥ. ᓄᓇᕗᒻᒥ ᓄᓇᖑᐊᓕᐅᖅᑎᕐᔪᐊᑦ ᐃᓕᑕᖅᓯᓯᒪᓕᖅᑐᑦ ᐊᒥᓱᒐᓴᖕᓂᒃ ᐊᓯᖏᓐᓂᒃ ᐃᓄᖃᕐᕕᐅᕙᓚᐅᖅᑐᕕᓂᐅᔪᓂᒃ ᐊᒻᒪᓗ ᒫᓐᓇᓵᖑᓂᖅᓴ ᓄᓇᒦᕝᕕᐅᕙᓚᐅᖅᑐᓂᒃ ᐃᑲᑦᑐᐊᕐᒥ ᑎᖕᒥᐊᖃᕐᕕᖕᒥ

(ᑕᑯᔭᒃᓴᖅ 6). ᐃᓄᖃᖅᐸᓚᐅᖅᑐᑦ ᓄᓇᐃᑦ ᓄᓇᖑᐊᕐᓃᖃᑕᐅᓕᖅᑐᑦ ᐃᑲᑦᑐᐊᕐᒥ ᐊᒥᓯᒐᓴᐃᑦ ᐆᒪᔪᕐᓂᒃ ᐳᓚᕝᕕᓕᐊᕝᕕᓃᑦ ᐊᒻᒪᓗ ᐃᒡᓗᖃᕐᕕᕕᓃᑦ ᐅᕝᕙᓗᓐᓃᑦ ᑐᐱᖃᕐᕕᕕᓃᑦ ᑕᐅᕙᓂ ᑎᖕᒥᐊᖃᕐᕕᐅᑉᓄᓇᖏᓐᓂ. (ᑐᑭᓯᒋᐊᕐᕕᐅᓯᒪᔪᖅ: ᐅᐃᓕᔭᒻ ᑭᐊᒻᑉ-William Kemp, ᑐᖓᕕᒃᑯᑦ ᐃᓕᖅᑯᓯᑐᖅᑲᖅᑎᒍ ᐱᖁᑎᕕᓂᖃᕐᓂᖏᓐᓂᒃ ᑐᑭᓯᓂᐊᖅᑎᖓᑦ, ᑕᑯᔭᒃᓴᖅ 6).

ᐱᒻᒪᕆᐊᓗᖕᒥᒃ ᐃᓕᖅᑯᓯᑐᖅᑲᖏᓐᓂᒃ ᐊᑐᖃᑦᑕᕐᓂᖏᑦ ᓇᓗᓇᖏᑦᑐᑦ ᐊᒥᓯᒐᓴᐅᓂᖏᓐᓄ ᐆᒪᔪᖅᓯᐅᕈᑎᕕᓂᖏᑦ, ᐳᓪᓚᕝᕕᓕᐊᕕᓃᓪᓗ ᓄᓇᒦᑦᑐᑦ, ᐃᓗᑐᓂᓕᐊᕆᔭᐅᓯᒪᔪᕕᓃᑦ ᐅᔭᕋᖕᓂᒃ ᓴᓇᓯᒪᔪᑦ ᓵᑑᔭᓂᒡᓗ (ᑲᖑᕐᓄᓪᓗᖃᐃ), ᖃᔭᒃᑯᕕᕕᓂᖃᐅᕐᒥᔪᑦ, ᐊᓯᖏᓐᓂᒡᓗ ᐊᒥᓯᓂᒃ ᖃᐅᔨᒪᔭᐅᖏᑦᑐᓂᒃ ᐱᖁᑎᕕᓂᐅᓂᖏᓐᓂᒃ ᖃᖃᔮᖑᓂᐅᔫᑉ ᐅᐊᖕᓇᖓᑕ ᑲᓇᖕᓇᖅᐸᓯᖓᓂ ᑕᐅᕙᓂ ᐃᑎᔪᐊᕐᔪᖕᒥ ᐱᑕᖃᕐᒪᑕ. ᑕᒪᓐᓇ ᓄᓇᖓ ᐃᓕᑕᕆᔭᐅᓯᒪᖏᑲᓗᐊᖅᑎᓗᒍ ᑎᑎᖅᑲᑎᒍᑦ, ᐃᕐᓂᐅᕐᕕᒃᑯᑦ ᐊᐅᓚᑦᑎᔨᐅᖃᑕᐅᓂᕐᒍᑦ ᑲᑎᒪᔨᕌᖏᑦ ᐱᓕᕆᖃᑎᖃᖅᐸᓪᓕᐊᓕᖅᑐᑦ ᓄᓇᕗᑦ ᒐᕙᒪᐃᑦ ᐃᓕᖅᑯᓯᓕᕆᔩᖏᓐᓂᒃ, ᐱᐅᓯᑐᖅᑲᕐᓂᓪᓗ ᕿᒪᐃᕝᕕᐅᓯᒪᔪᓕᕆᔩᓂᒃ, ᐃᓕᑕᕆᔭᐅᓯᒪᓂᐊᕐᒪᑕ ᑎᑎᕋᖅᑕᐅᓯᒪᓗᑎᒃ ᐊᒻᒪᓗ ᖃᐅᔨᒪᔾᔪᑎᒃᓴᑦᑎᐊᕙᐅᓂᐊᕐᒪᑕ. ᓴᓪᓕᕐᒥᐅᑦ ᐃᓕᑕᖅᓯᓯᒪᓚᐅᖅᑐᑦ ᐊᒥᓯᒐᓴᒻᒪᕆᖕᓂᒃ ᓄᓇᐃᑦ ᑕᐃᒎᓯᑐᖅᑲᖏᓐᓂᒃ ᐊᑐᖅᑕᐅᖃᑕᐃᓐᓇᖅᑐᓂᒃ ᐃᑲᑦᑐᐊᑉ ᑎᖕᒥᐊᖃᕐᕕᖓᓂ. ᓴᕿᑕᐅᑦᑎᓚᐅᖅᑐᑦ ᓇᖕᒥᓂᖅ ᐃᓄᐃᑦ ᖃᐅᔨᒪᔾᔪᑦᓚᕆᐊᓗᖏᑦ ᓄᓇᖏᓐᓂᒃ ᑕᐅᕙᓂ ᐊᒻᒪᓗ ᐱᑕᓕᐊᓘᓂᖏᓐᓂᒃ ᐅᒪᔪᓂᒃ (ᑕᑯᔭᒃᓴᖅ 1: ; ᐊᕕᒃᑐᖅᓯᒪᔪᓂ ᑕᑯᑎᑦᑎᔾᔪᑏᑦ 5).

ᐊᕙᒃᑐᖅᓯᒪᔪᓂᒃ ᑕᑯᑎᑦᑎᔾᔪᑦ 5: ᐃᓄᐃᑦ ᐃᓕᖅᑯᓯᑐᖃᖏᓐᓂᒃ ᑕᐃᔫᓯᑦ ᓄᓇᓂᒃ ᐃᒪᕐᓂᓗᓐᓃᑦ ᑎᖕᒥᐊᕐᑲᕐᕕᖕᒥ (ᐋᕿᒋᐊᖅᑕᐅᑦᑎᐊᒃᑲᓐᓂᖅᑐᑦ ᐃᓄᐃᑦ ᐱᐅᓯᑐᖃᖏᓐᓂᒃ ᐸᐸᑦᑎᔾᒃᑯᑦ ᑎᑎᕐᑲᕐᑯᑎᖏᓐᓂᒃ)

ᖃᓪᓗᓇᑎᑐᑦ ᑎᑎᕐᑲᑎᒍᑦ	ᐃᓄᒃᑎᑐᑦ ᑎᑎᕐᑲᑎᒍᑦᑦ	ᓱᓇᐅᓂᖓ/ ᖃᓄᐃᓕᖓ-ᓂᖓᓗᓐᓃᑦ	ᐃᓕᑕᕆᔭᐅᓯᒪᓕᖅᑐᑦ ᑕᐃᔭᐅᓂᖏᑦ	ᐅᓂᒃᑳᕆᐊᒃᑲᓐᓂᕈᑎᑦ
Qimiarjulairut	ᕿᒥᐊᕐᔪᓚᐃᕈᑦ	ᕿᒥᐊᔫᓂᖅ		ᐃᓯᐊᓃᑦᑐᖅ ᑐᐊᐸᔮᖏᓐᓇᐅᑉ ᖃᕐᖄᖓᓂᒃ
Ujarajjuat	ᐅᔭᕋᔾᔪᐊᑦ	ᓄᕗᒃ	ᐃᑲᑦᑐᐊᑉ ᓄᕗᐊ	ᐅᔭᕋᐃᑦ, ᐅᒃᑯᓯᒃᓴᔭᐃᑦ ᖃᑯᕐᓂᖅᓴᐃᑦ
Ikkattuaq	ᐃᒃᑲᑦᑐᐊᖅ	ᓯᒡᔭᖅᐸᓯᐅᓂᖓ	ᐃᑎᔪᐊᕐᔪᖕᒥᒃ ᐅᔭᕋᕐᔪᐊᕐᒧᑦ	ᐃᑲᓐᓂᐅᔪᑦ
Ikkattuap kuunga	ᐃᒃᑲᑦᑐᐊᑉ ᑰᖓ	ᑰᒃ	ᐊᑦᑎᖕᓂᖓᓂ (ᓇᖅᓴᖓᓂ) ᐃᑲᑦᑐᐊᑉ ᐃᓕᑕᕆᔭᐅᓗᓂ ᑕᐃᔭᐅᔪᖅ ᑕᓯᐊᓗᖕᒥᒃ	ᑕᐃᔭᐅᔪᖅ ᑕᐃᒫᒃ ᑎᓂᖓᓂᖓᓄᑦ ᑎᑭᐅᒪᓂᖓᓄᑦ ᑰᕐᑲᑦᑕᕐᓂᖓ ᑕᐅᕗᖓ ᑕᕆᐅᑉ ᐹᖓᓄᑦ
Mamitsuittuq	ᒪᒥᑦᓯᐃᑦᑐᖅ	ᑰᖑᓂᖅ		ᒫᓐᓇᐅᔪᖅ ᑕᐃᒪᖓᑦ ᒪᒥᑐᓇᖅᑑᔮᖏᑐᖅ ᓯᑯᔪᐃᑑᒐᒥ. ᐃᕐᑲᓗᓕᒻᒪᕆᐊᓗᒃ ᑕᒫᓂ.
Itijuarjuk	ᐃᑎᔪᐊᕐᔪᒃ	ᖃᕐᖄᔭᖅ		ᐳᖅᑐᔪᖅ ᖃᕐᖄᔭᖅ. ᑕᑯᒃᓴᐅᑦᑎᐊᖅᑐᒥ ᓇᓗᓇᐃᒃᑯᑕᕆᔭᐅᕚᒃᑐᖅ ᐅᖓᓯᑦᑐᒥᒃ.
Nunattaunngi	ᓄᓇᑦᑕᐅᖖᒋ	ᑕᖕᒫᕐᕕᐅᕐᑲᑕᖅᑐᖅ		ᓇᔪᒃᓴᑦᑎᐊᕙᐅᓐᖏᑦᑐᖅ ᑕᖕᒪᕐᕕᐅᓂᕐᒧᑦ.

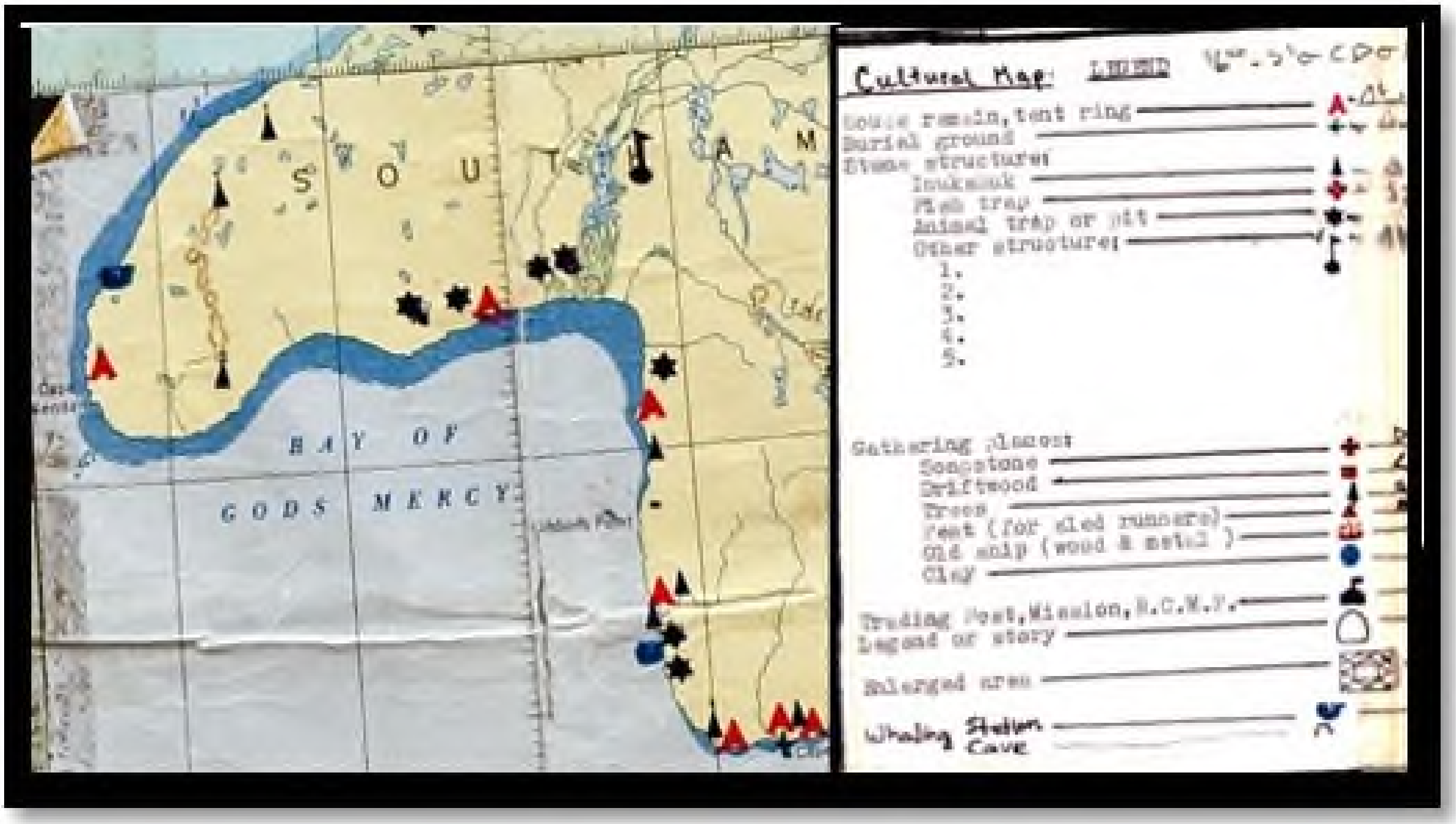
SOUTHAM
BAY OF
GODS MERCY
Cultural Map: LEGEND
House remain, tent ring
Burial ground
Stone structures:
Inuksuk
Fish trap
Animal trap or pit
Other structures:
1.
2.
3.
4.
5.
Gathering places:
Soapstone
Driftwood
Trees
Peat (for sled runners)
Old ship (wood & metal)
Clay
Trading Post, Mission, R.C.M.P.
Legend or story
Enlarged area
Whaling Station
Cave

ᑐᑭᓯᓂᐊᕐᕕᐅᓯᒪᔪᑦ: ᑐᓐᖓᕕᒃᑯᑦ. 2014

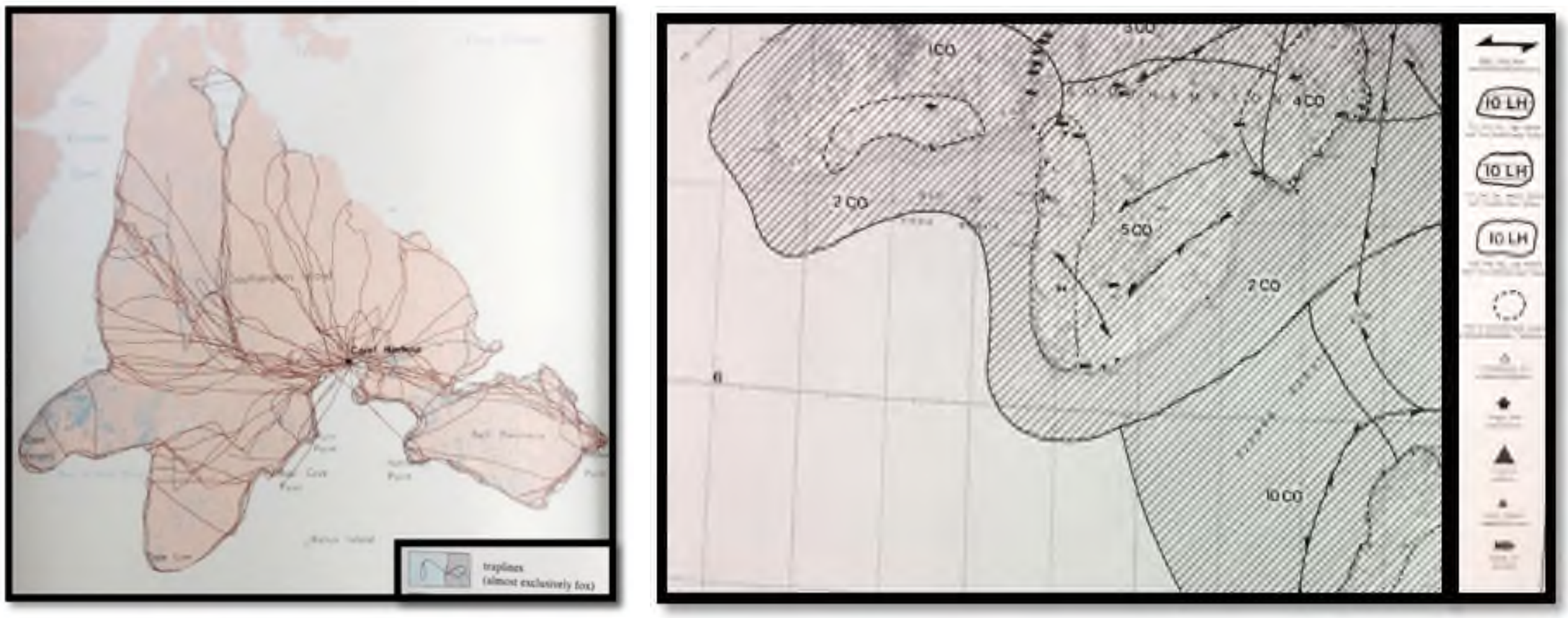
Coral Harbour
traplines
(almost exclusively fox)
1CO
2CO
4CO
5CO
10CO
10 LH

ᑐᑭᓯᓂᐊᕐᕕᐅᓯᒪᔪᑦ: ᓄᓇᐃᑦ ᐃᓄᖕᓄᑦ ᐊᑐᖅᑕᐅᕙᓪᓚᐅᕐᓂᖏᓂᒃ ᐱᓕᕆᐊᖑᓚᐅᖅᑐᑦ. ᐃᓄᓕᕆᔨᑐᕐᒃᑯᓐᓄᑦ 1976

ᑐᑭᓯᓂᐊᕐᕕᐅᓯᒪᔪᑦ: 1992 ᓄᓇᕗᒻᒥ ᓄᓇᖑᐊᓕᐅᖅᑏᑦ. ᕇᐅ-Riewe 1992

ᑕᑯᔭᒃᓴᖅ 6: ᑕᐃᒪᖕᒐᓂᒃ ᐃᓄᐃᑦ ᐊᑐᖅᑕᑦᑕᕐᓂᖏᑦ ᓄᓇᒥᒃ ᓴᓪᓕᐅᑉ ᕿᑭᖅᑖᓗᐊᓂᒃ.

3.3 ᒫᓐᓇᐅᓕᖅᑐᖅ ᐃᓄᐃᑦ ᐊᑐᖅᑲᑦᑕᕐᓂᖏᑦ ᓄᓇᒥᒃ

ᐅᓪᓗᒥᐅᓕᖅᑐᖅ, ᓴᓪᓕᕐᒥᐅᑦ ᓱᓕ ᓂᕿᒃᓴᓂᒃᓯᒪᕗᑦ ᐊᒥᕐᓂᒡᒍ, ᕿᓯᖕᓂᒡᒍ ᐆᒪᔪᓂᒃ, ᐃᓄᔾᔪᑎᒃᓴᖏᓐᓄᑦ ᐊᑐᖅᑐᓂᒃ. ᐃᓅᔾᔪᑎᒃᓴᓂᒃ ᐊᖑᓇᓯᕐᑲᑕᕐᓂᖅ ᐆᒪᔪᕐᑲᕐᕕᐅᓂᖏᓐᓂᒃ ᒪᓕᒃᐸᒃᑐᑦ ᐱᓇᓱᐊᖅᐸᖕᓂᖏᓐᓂ ᓴᓪᓕᐅᑉ ᕿᑭᖅᑖᓗᐊᓂ. ᑕᒪᓐᓇ ᐱᕐᑲᓯᐅᔾᔨᕗᖅ ᐱᓕᕆᐊᕆᓯᒃᑕᖏᓐᓂᒃ ᒪᓂᑦᑕᕐᑲᑕᕐᓂᕐᒥᒃ, ᑲᖑᖅᓯᐅᕐᑲᑕᕐᓂᕐᒥᒃ, ᐊᖑᓇᓯᕆᐊᕐᑲᑕᕐᓂᕐᒥᒡᒍ ᓄᓇᒥᐅᑕᓂᒃ ᐊᒻᒪᓗ ᑕᕆᐅᕐᒥᐅᑕᓂᒃ ᐅᒪᔪᓂᒃ, ᓲᕐᓗ ᓇᓄᕐᓂᒃ, ᑐᒃᑐᓂᒃ, ᓇᑦᑎᕐᓂᒃ, ᕿᓇᓗᒐᕐᓂᒃ ᐊᒻᒪᓗ ᐊᐃᕙᕐᓂᒃ. (). ᓴᓪᓕᕐᒥᐅᓪᓕ ᐊᐅᓛᕋᔪᐃᓂᖅᓴᐅᕗᑦ ᑕᐅᕗᖓ ᐅᖓᓯᒃᑐᒧᑦ ᐃᑲᑦᑐᐊᑉ ᑎᖕᒥᐊᕐᑲᕐᕕᖓᓄᑦ, ᑲᖑᖅᓯᐅᕐᓂᕐᒧᑦ ᒪᓂᑕᕆᐊᕐᓂᕐᒧᓪᓗᓐᓃᑦ ᐱᔾᔪᑕᐅᓂᕐᒧᑦ ᑕᒪᒃᑯᐊ ᕐᑲᓂᓐᓂᖅᓴᓅᕐᑲᑦᑕᓕᕐᓂᖏᑦ ᓄᓇᖏᓐᓄᑦ.

ᑭᓯᐊᓂᓕᑦᑕᐅᖅ, ᓴᓪᓕᕐᒥᐅᑦ ᐃᓚᖏᑦ ᓱᓕ ᐊᑐᕐᑲᑦᑕᕐᒥᔪᑦ ᑎᖕᒥᐊᕐᑲᕐᕕᖕᒥ ᓄᓇᒦᑦᑕᖅᑐᖅᓯᒪᓂᖏᓐᓂ ᐊᖑᓇᓯᕆᐊᖅᓯᒪᓂᖏᓐᓂᖏᓂᓗ ᐃᓛᓐᓂᒃᑯᑦ. ᑕᐃᒪᐃᓚᔪᐃᑲᓗᐊᖅᓯᑎᒃ, ᐃᓚᖏᑦ ᓴᓪᓕᕐᒥᐅᑦ ᑲᖑᖅᓯᐅᑎᐊᓲᖑᕗᑦ ᑎᖕᒥᐊᕐᑲᕐᕕᖑᓪᓗᑦ ᐅᐱᖕᓛᒃᑯᑦ ᑕᐃᓐᓇ ᐃᑲᑦᑐᐊᑉ ᑰᖓ ᓯᑯᐃᔭᓚᐅᖏᓐᓂᖓᓂ ᑕᐅᕗᓃᓐᓂᖏᓐᓂ ᐃᕐᑲᓪᓕᐊᓂᕐᒧᑦ ᒪᒥᑦᓯᐃᑦᑐᕐᒥ. ᐃᑲᑦᑐᐊᕐᒥ ᑎᖕᒥᐊᕐᑲᕐᕕᒃ ᑎᑭᑕᐅᓲᖑᕗᖅ ᑕᐃᒪᖓᓪᓚ ᓇᓐᓂᐊᕐᕕᐅᕐᑲᕐᓂᕐᒧᑦ (ᐃᓄᖕᓄᓪᓗ ᕐᑲᓪᓗᓈᓂᒡᒍ ᐊᑭᓖᕈᒃᑐᓂᒃ ᓇᓐᓂᐊᕈᔾᔭᕈᖕᓂᕐᒧᑦ), ᐱᓗᐊᖅᑐᒥᒃ ᐅᑭᐊᒃᓵᒃᑯᑦ.

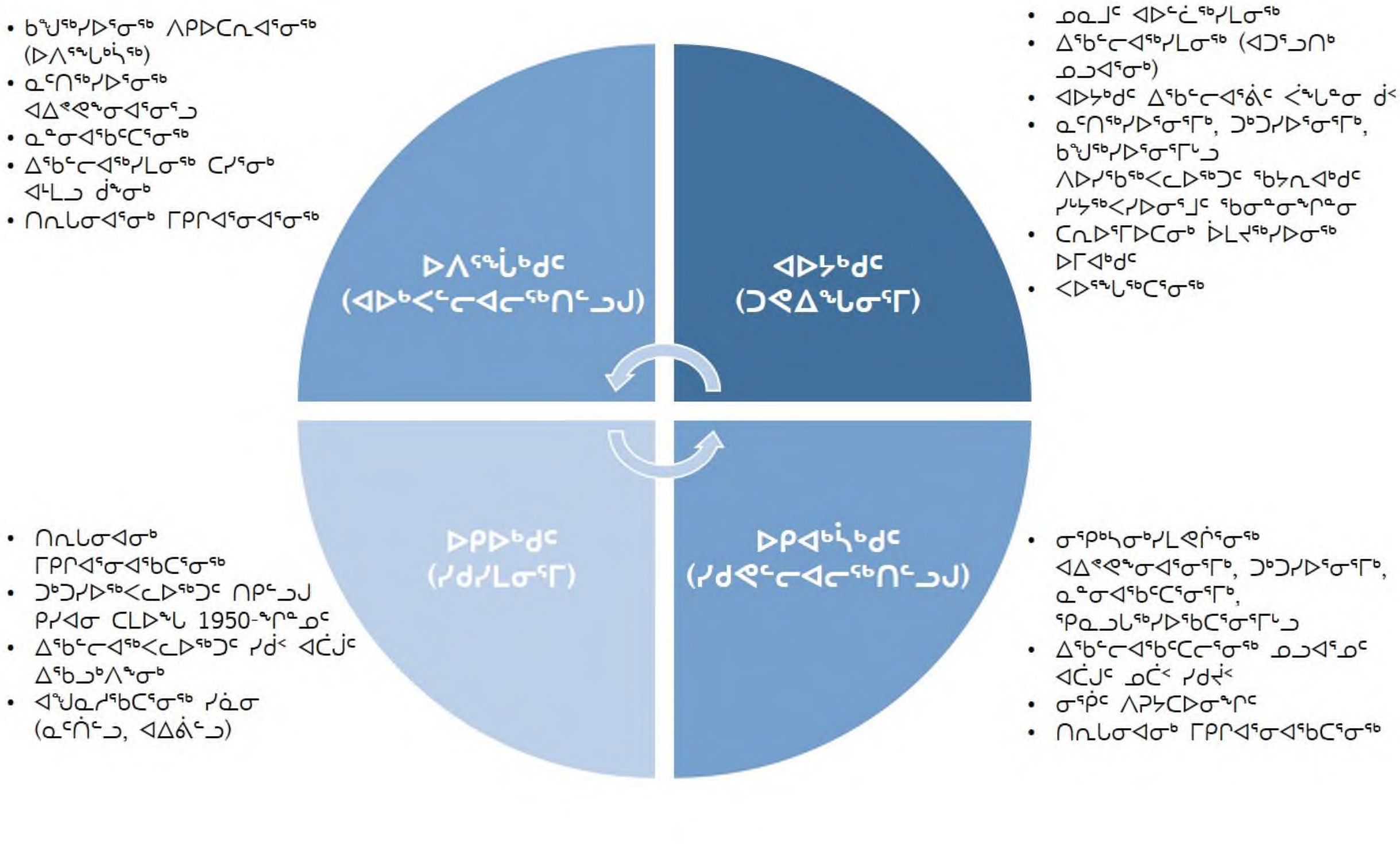

ᐅᐱᕐᖔᒃᑯᑦ (ᐊᐅᒃᐸᓪᓕᐊᓕᖅᑎᓪᓗᒍ)
ᐊᐅᔭᒃᑯᑦ (ᑐᕝᕕᖓᓂᕐᒥ)
ᐅᑭᐊᒃᓵᒃᑯᑦ (ᓯᑯᕙᓪᓕᐊᓕᖅᑎᓪᓗᒍ)
ᐅᑭᐅᒃᑯᑦ (ᓯᑯᓯᒪᓂᕐᒥ)
• ᑲᖑᖅᓯᐅᕐᓂᖅ ᐱᑭᐅᑕᕆᐊᕐᓂᖅ (ᐅᐱᕐᖔᒃᓵᖅ)
• ᓇᑦᑎᖅᓯᐅᕐᓂᖅ ᐊᐃᕝᕙᖕᓂᐊᕐᓂᕐᓗ
• ᓇᓐᓂᐊᕐᑲᑦᑕᕐᓂᖅ
• ᐃᕐᑲᓪᓕᐊᖅᓯᒪᓂᖅ ᑕᓯᕐᓂᒃ ᐊᒻᒪᓗ ᑰᖕᓂᒃ
• ᑎᕆᒐᓂᐊᕐᓂᒃ ᒥᑭᒋᐊᕐᓂᐊᕐᓂᖅ
• ᓄᓇᒧᑦ ᐊᐅᓪᓛᖅᓯᒪᓂᖅ
• ᐃᕐᑲᓪᓕᐊᖅᓯᒪᓂᖅ (ᐊᑐᕐᓗᑎᒃ ᓄᓗᐊᕐᓂᒃ)
• ᐊᐅᔭᒃᑯᑦ ᐃᕐᑲᓪᓕᐊᕐᕚᑦ ᐹᖓᓐᓂ ᑰᑉ
• ᓇᑦᑎᖅᓯᐅᕐᓂᕐᒥᒃ, ᑐᒃᑐᓯᐅᕐᓂᕐᒥᒃ, ᑲᖑᖅᓯᐅᕐᓂᕐᒥᒡᒍ ᐱᐅᓯᕐᑲᖅᐸᓚᐅᖅᑐᑦ ᕐᑲᔭᓇᐊᒃᑯᑦ ᓯᓪᔭᖅᐸᓯᐅᓂᕐᒧᑦ ᕐᑲᓂᓐᓂᖕᑎᓐᓂ
• ᑕᓇᐅᕐᒥᐅᑕᓂᒃ ᐆᒪᔪᖅᓯᐅᓂᖅ ᐅᒥᐊᒃᑯᑦ
• ᐸᐅᕐᖓᖅᑕᕐᓂᖅ
• ᑎᕆᒐᓂᐊᓂᒃ ᒥᑭᒋᐊᕐᓂᐊᕐᑕᕐᓂᖅ
• ᑐᒃᑐᓯᐅᖅᐸᓚᐅᖅᑐᑦ ᑎᑭᓪᓗᒍ ᑭᓯᐊᓂ ᑕᒪᐅᖓ 1950-ᖏᓐᓄᑦ
• ᐃᕐᑲᓪᓕᐊᖅᐸᓚᐅᖅᑐᑦ ᓯᑰᑉ ᐊᑖᒍᑦ ᐃᕐᑲᓗᒃᐱᖕᓂᒃ
• ᐊᖑᓇᓯᕐᑲᑕᕐᓂᖅ ᓯᓈᓂ (ᓇᑦᑏᓪᓗ, ᐊᐃᕚᓪᓗ)
• ᓂᕿᒃᓴᓂᒃᓯᒪᕙᑮᕐᓂᖅ ᐊᐃᕝᕙᖕᓂᐊᕐᓂᕐᒥᒃ, ᑐᒃᑐᓯᐅᕐᓂᕐᒥᒃ, ᓇᓐᓂᐊᕐᑲᑦᑕᕐᓂᕐᒥᒃ, ᕿᓇᓗᒐᖅᓯᐅᕐᑲᑕᕐᓂᕐᒥᒡᒍ
• ᐃᕐᑲᓪᓕᐊᕐᑲᑦᑕᓕᕐᓂᖅ ᓄᓗᐊᕐᓄᑦ ᐊᑖᒍᑦ ᓄᑖᑉ ᓯᑯᔩᑉ
• ᓂᕿᑦ ᐱᓇᓱᑕᐅᓂᖏᑦ
• ᑎᕆᒐᓂᐊᓂᒃ ᒥᑭᒋᐊᕐᓂᐊᕐᑲᑕᕐᓂᖅ

ᑕᑯᔭᒃᓴᖅ 7: ᑕᐃᒪᖓᓂᒃ ᒫᓇᐅᓕᖅᑐᕐᓗ ᐃᓅᔾᔪᑎᒃᓴᓂᒃ ᐊᖑᓇᓱᒃᐸᖕᓂᖏᑦ ᓴᓪᓕᕐᒥᐅᑦ ᕿᑭᖅᑖᓗᐊᓂ.

4 ᑐᕌᒐᓇᔭᐅᔪᑦ ᐊᒻᒪᓗ ᐱᔭᕇᖅᑕᐅᔪᒪᔪᑦ

4.1 ᑕᐅᑐᒐᓇᔭᐅᔪᑦ

ᑕᐅᑐᒐᕐᑲᖅᐳᑦ ᑎᖕᒥᐊᕐᑲᕐᕕᖕᒥ ᐃᒪᐃᓐᓇᓕᖕᒐᔪᓂᒃ:

ᐃᑲᑦᑐᐊᕐᒥ ᑎᖕᒥᐊᕐᑲᕐᕕᒃ ᐊᐅᓚᑕᐅᕗᖅ ᐊᑯᓂ ᓯᕗᓂᒃᓴᒧᑦ ᐱᑕᕐᑲᐃᓐᓇᕐᓂᐊᕐᒪᑕ ᐊᒻᒪᓗ ᓴᐳᓐᓂᐊᖅᑕᐅᓯᒪᓂᐊᕐᒪᑕ ᓄᓇᖏᑦ, ᐃᒪᐃᓪᓗ, ᐆᒪᔪᓕᒫᓄᑦ, ᐃᓄᖕᓄᓪᓗ ᐱᔪᓐᓇᐅᑎᕐᑲᓂᖏᓐᓄᑦ ᐊᒻᒪᓗ ᕐᑭᒪᐃᕝᕕᐅᓯᒪᓂᖏᓄᑦ, ᐊᑐᕐᑲᑕᕐᑐᑎᒃ ᐃᓄᐃᑦ ᕐᑲᐅᔨᒪᔭᑐᕐᑲᖏᓐᓂᒃ ᑕᒪᐃᓐᓂ ᐃᓱᒪᒃᓴᖅᓯᐅᕈᑎᒋᔭᕆᐊᕐᑲᕐᓂᖏᓐᓂᒃ.

ᑕᒪᒃᑯᐊ ᐊᑯᓂ ᓯᕗᓂᒃᓴᒧᑦ ᑕᐅᑐᒐᓇᔭᐅᔪᑦ ᐊᐅᓚᑦᑎᓂᕐᒧᑦ ᐃᑲᑦᑐᐊᕐᒥ ᑎᖕᒥᐊᕐᑲᕐᕕᖕᒥᒃ ᐱᖕᒐᓱᐃᑕᕐᑲᖕᒐᔪᓂᒃ ᐃᓱᒪᒃᓴᖅᓯᐅᕈᑎᕐᑲᖅᓯᒪᔪᑦ ᐊᑐᕐᓂᐊᖅᑕᖏᓐᓂᒃ ᐱᒻᒪᓇᐅᓂᕐᑲᖅᑕᖏᓐᓂᒃ:

- ᓴᐳᓐᓂᐊᖅᑕᐅᓗᑎᒃ, ᐆᒪᔪᐃᑦ ᐆᒪᔪᕐᑲᕐᕕᐅᔪᓐᓇᕐᓂᖏᓪᓗ ᓄᓇᐃᑦ, ᓴᐳᓐᓂᐊᖅᑕᐅᓗᑎᒡᓗ ᑎᒻᒥᐊᑦ ᐊᒻᒪᓗ ᐆᒪᔪᐃᑦ ᐊᒥᓲᖏᑐᐊᓕᖅᑐᑦ;
- ᓴᐳᓐᓂᐊᖅᑕᐅᓗᑎᒃ ᐃᓄᕐᑲᕐᕕᐅᕙᓚᐅᖅᑐᑐᕐᑲᐃᑦ ᓄᓇᖏᑦ ᐊᒻᒪᓗ ᐃᓕᖅᑯᓯᑐᕐᑲᕐᒥᒍᑦ ᐊᑐᖅᑕᐅᕙᒃᑐᑐᕐᑲᐃᑦ (ᐊᑐᕐᓗᑎᒃ *ᑎᑎᕋᖅᓯᒪᓂᖏᓐᓂ 2-ᒥ – ᐃᓄᐃᑦ ᐃᑲᔫᓯᐊᒃᓴᖏᓐᓄ ᐊᖏᕈᑏᕗ*);
- ᐃᓄᐃᑦ ᐱᔪᓐᓇᐅᑎᖏᓐᓂᒃ ᐊᑐᕈᓐᓇᕐᓗᑎᒃ ᐊᒻᒪᓗ ᐊᖑᓇᓱᕐᑲᑦᑕᕈᓐᓇᕐᓗᑎᒃ, ᐊᒻᒪᓗ ᐅᔾᔨᖅᑐᕐᓗᑎᒃ ᐃᓄᐃᑦ ᐃᑲᔪᖅᑕᐅᕚᓕᕐᑲᑕᕆᐊᕐᑲᕐᓂᖏᓂᒃ (ᐊᑐᕐᓗᑎᒃ *ᑎᑎᕋᖅᓯᒪᓂᖏᓐᓂ 2-ᒥ – ᐃᓄᐃᑦ ᐃᑲᔫᓯᐊᒃᓴᖏᓐᓄ ᐊᖏᕈᑏᕗ*);
- ᐃᓚᑕᓇᓴᐅᓗᑎᒃ ᐃᓄᐃᑦ ᕐᑲᐅᔨᒪᔭᑐᕐᑲᖏᑦ ᐱᒻᒪᓇᐅᓂᕐᑲᕐᓂᖏᓐᓄᑦ ᐱᑕᕐᑲᐃᓐᓇᕐᑯᔨᓂᕐᒧᑦ, ᐊᐅᓚᑦᑎᓂᕐᒧᑦ, ᕐᑲᐅᔨᓴᖅᑕᐅᔪᓐᓇᖅᑐᓂᒡᓗ ᐃᓱᒪᓕᐅᕈᑕᐅᕙᓐᓂᐊᖅᑐᓄᑦ;
- ᕐᑲᐅᔨᒪᔭᐅᓂᖅᓴᐅᓕᕐᓗᑎᒃ ᐱᒻᒪᓇᐅᓂᖏᑦ ᑎᖕᒥᐊᕐᑲᕐᕕᐅᑉ.

4.2 ᑐᕌᒐᓇᔭᐅᔪᑦ ᐊᒻᒪᓗ ᐱᔭᕇᖅᑕᐅᔪᒪᔪᑦ

ᐊᐅᓚᑦᑎᓂᕐᒧᑦ ᑐᕌᒐᓇᔭᐅᔪᑦ ᐃᑲᑦᑐᐊᑉ ᑎᖕᒥᐊᕐᑲᕐᕕᖕᒐᓂᒃ ᐱᑕᕐᑲᓇᐊᕐᑲᒻᒪᓇᒃᐳᖅ ᐊᖑᒪᔪᐊᓐᓇᕐᓂᐊᕈᑎᒃ ᐊᒻᒪᓗ ᐋᕐᑭᐅᒪᑎᑦᑎᔪᐊᓐᓇᕐᓂᐊᕈᑎᒃ ᑕᐅᑐᒐᓇᔭᐅᓂᖏᓐᓂᒃ (ᐊᕙᑐᖅᓯᒪᔪᓂ ᑕᑯᑎᑦᑎᔾᔪᑦ 6). ᐃᕐᓂᐅᕝᕕᒃᑯᑦ ᐊᐅᓚᑦᑎᔨᐅᖅᑕᐅᓂᕐᒧᑦ ᑲᑎᒪᔨᕐᑭᖅᑕᖏᑦ ᓴᓇᓯᒪᓕᖅᑐᑦ ᐊᐅᓚᑦᑎᓂᕐᒧᑦ ᑐᕌᒐᓇᔭᐅᔪᓂᒃ ᑕᐃᑲᓂ ᐊᕙᑐᖅᓯᒪᔪᓂ ᑕᑯᑎᑦᑎᔾᔪᑎᒃᓴᓂᐅᔪᓂ ᑕᒪᒃᑯᓂᖓ ᐱᑕᓇᐊᕐᑲᑦᑕᕐᒥᐊᕐᓂᕐᒧᑦ (i) ᐊᖑᒪᔪᐊᕐᓂᖅ ᐊᐅᓚᑦᑎᓂᕐᒧᑦ ᑐᕌᒐᓇᔭᐅᔪᓂᒃ,

ᐊᒻᒪᓗ (ii) ᖃᓄᐃᓕᐅᕈᑕᐅᔪᓇᕐᓂᕐᒧᑦ ᐊᐅᓚᑦᑎᓂᕐᒥᒃ ᐊᒃᓱᕉᑕᐅᖃᑦᑕᕐᓂᐊᖅᑐᑦᓂᒃ ᐊᒻᒪᓗ ᐅᑐᕆᐊᓇᕈᑕᐅᔪᓐᓇᖅᑐᓂᒃ ᑎᖕᒥᐊᖃᕐᕕᖕᓄᑦ (ᐃᓗᓕᖕᒋᑦ ᐊᕕᒃᑐᖅᓯᒪᓂᖕᒋᓐᓂ 5.0 – ᐊᐅᓚᑦᑎᔨᐅᓂᖕᒋᓐᓂ ᐃᓱᒪᒃᓴᖅᓯᐅᕈᑎᒃᓴᖕᒋᑦ).

ᑐᕌᒐᓕᐊᕆᔭᐅᔪᑦ ᐋᕿᐅᒪᕗᑦ ᒪᓕᒃᑐᓂᒃ ᐱᒻᒪᕆᐅᓂᖕᒋᓐᓂ ᐊᐅᓚᑦᑎᔾᔪᑦ ᑲᑎᒪᔨᕋᓛᖕᒋᓐᓄᑦ.

ᐊᕕᒃᑐᖅᓯᒪᔪᓂᒃ ᑕᑯᑎᑦᑎᔾᔪᑦ 6: ᐊᐅᓚᑦᑎᓂᕐᒧᑦ ᑐᕌᒐᕆᔭᐅᔪᑦ ᐊᒻᒪᓗ ᐱᔭᕇᖅᑕᐅᔪᒪᔪᑦ.

ᑐᕌᒐᕆᔭᐅᔪᑦ	**ᐱᔭᕇᖅᑕᐅᔪᒪᔪᑦ**
ᑐᕌᒐᕆᔭᖅ 1: ᓴᐳᓐᓂᐊᖅᑕᐅᖁᑐᒋᑦ ᓄᓇᐃᑦᑐ ᐃᒪᐃᑦᑐ, ᑕᒪᕐᒥᒃ ᐆᒪᔪᐃᑦ ᐱᔾᔪᑕᐅᓂᖕᒋᓐᓄᑦ, ᐊᒻᒪᓗ ᐃᓄᐃᑦ ᐱᔪᓇᐅᑎᖃᕐᓂᖕᒋᑦ ᐊᒻᒪᓗ ᓄᓇᖃᐃᓐᓇᕐᓂᖕᒋᑦ ᐃᓄᐃᑦ	ᐱᔭᕇᖅᑕᐅᔪᒃᓴᖅ 1.1: ᐱᓕᕆᓗᑎᒃ ᐊᓱᔾᔫᔪᒪᓂᖅ ᑎᖕᒥᐊᖃᕐᕕᐅᓂᖕᒐᓂᒃ ᑲᓇᑕᓕᒫᒥ ᐆᒪᔪᖃᕐᕕᐅᓂᕐᒧᑦ ᐅᔾᔮᑑᑕᐅᑐᑎᒃ ᐱᐅᓂᐹᖑᓂᐊᖅᑐᒥᒃ ᐊᐅᓚᑦᑎᕕᐅᔪᓐᓇᕐᓂᖕᒋᑦ, ᐊᒻᒪᓗ ᐊᕐᕋᒍᓕᒫᖅ ᓴᐳᑎᔭᐅᖕᒐᕆᓐᓇᕐᓂᖕᒋᑦ ᑕᒪᕐᒥᒃ ᐅᒪᔪᓕᒫᑦ, ᐱᓗᐊᖅᑐᒥᒃ ᐆᒪᔪᖕᒋᑦ ᐊᒥᓲᖕᒋᓗᐊᓕᖅᑐᑦ. ᐱᔭᕇᖅᑕᐅᔪᒃᓴᖅ 1.2: ᐱᔫᒥᓴᐃᓂᕐᒧᑦ ᐃᑲᔪᖅᓱᐃᖃᑦᑕᕐᓂᕐᒧᓪᓗ ᖃᐅᔨᓴᖅᑕᐅᔪᓐᓇᖅᑐᓂᒃ ᐅᕝᕙᓗᓐᓃᑦ ᓇᐅᑦᑎᖅᑐᖅᑕᐅᕙᓪᓕᐊᔭᕆᐊᓕᖕᓂᒃ, ᐃᓚᖃᕐᓗᑎᓪᓗ ᑎᑎᕋᖅᑕᐅᕙᓪᓗᐊᓂᖕᒋᓐᓂᒃ ᐃᓄᐃᑦ ᖃᐅᔨᒪᔭᑐᖃᖕᒋᓐᓂᒃ, ᖃᐅᔨᒪᔾᔪᑕᐅᕙᒥᒃ ᐊᐅᓚᑦᑎᔪᓐᓇᕐᓂᖅ ᑎᖕᒥᐊᖃᕐᕕᖕᒥ ᐊᑑᑎᖃᕐᓂᕐᒧᓗᓐᓃᑦ ᖃᐅᔨᒪᔭᐅᓂᖕᒋᑦ ᖃᐅᔨᒪᓗᑕᐅᓕᐅᕈᓐᓇᕐᓂᕐᒧᑦ. ᐱᔭᕇᖅᑕᐅᔪᒃᓴᖅ 1.3: ᐱᓕᕆᖃᑎᒋᓗᓂᒋᑦ ᐃᑲᔪᖅᑎᐅᖃᑎᒌᓪᓗᑎᒃ ᐃᓚᒋᕙᒃᑕᖕᒋᑦ ᑎᒥᖁᑎᒋᔭᐅᔪᑦ (ᐃᓄᐃᑦ ᐱᐅᓯᑐᖃᖕᒋᓐᓂᒃ ᐸᐸᑎᔩᑦ/ᓄᓇᕗᑦ ᐅᕙᒪᐃᑦ/ᑐᓐᖓᕕᒃᑯᑦ) ᑎᑎᕋᖅᑕᐅᕙᓪᓕᐊᓂᖕᒋᓐᓄᑦ ᐃᓕᖅᑯᓯᑐᖃᖕᒋᓐᓂᒃ ᖃᐅᔨᒪᔾᔪᑎᒃᓴᐃᑦ ᑎᖕᒥᐊᖃᕐᕕᖕᒥ ᐱᔾᔪᑎᖃᖅᑐᑦ. ᐱᔭᕇᖅᑕᐅᔪᒃᓴᖅ 1.4: ᖃᐅᔨᒪᔭᐅᑦᑎᐊᕐᓂᖅᓴᐅᓕᕐᑐᓂ ᑎᖕᒥᐊᖃᕐᕕᒃ ᐱᒻᒪᕆᐅᓂᖓ ᐱᐅᓯᑐᖃᕐᓄᑦ ᐊᒻᒪᓗ ᐃᓕᖅᑯᓯᑐᖃᕆᔭᐅᔪᓄ ᐊᑑᑎᖃᕐᓂᖓᓄᑦ.
ᑐᕌᒐᕆᔭᖅ 2: ᐅᔾᔨᖅᑐᒃᓯᖕᒐᑉᓂᑉᒧᒃ ᓄᓇᓖᑦ ᖃᐅᔨᒪᑎᑕᐅᔭᕆᐊᖃᕐᓂᖕᒋᓐᓂᒃ, ᐃᓚᐅᑎᑕᐅᔭᕆᐊᖃᕐᓂᖕᒋᓐᓂᒃ ᐊᒻᒪᓗ ᐃᑲᔫᓯᐊᖅᑖᖃᑦᑕᕆᐊᖃᕐᓂᖕᒋᓐᓂᒃ	ᐱᔭᕇᖅᑕᐅᔪᒃᓴᖅ 2.1: ᓴᕿᑎᑦᑎᓗᑎᒃ ᑐᓴᐅᒪᖃᑦᑕᐅᑎᓂᕐᒧᑦ ᐸᕐᓇᐅᑎᓂᒃ ᓴᓪᓕᕐᒥᐅᑕᓂᒃ, ᑐᓴᐅᒪᔭᐅᔪᒃᓴᓂᒃ, ᑐᑭᓯᔭᐅᖁᔭᐅᔪᓂᓪᓗ ᐊᐃᑐᐃᔪᓐᓇᕐᓂᖅᓴᐅᓂᐊᕐᒪᑕ ᑕᒪᒃᑯᓂᖓᓗ ᐃᓄᖁᑎᖕᒋᓐᓄᑦ, ᐅᖃᐅᓯᐅᖃᑦᑕᕈᓐᓇᕐᓗᑎᒃ ᐃᓱᒪᑰᑕᐅᔪᑦ, ᑐᓴᕐᕕᐅᖃᑦᑕᕐᓗᑎᓪᓗ ᖃᐅᔨᓴᖅᑕᐅᔪᒪᔪᓂ ᓯᕗᓪᓕᐅᔾᔭᐅᔪᒪᔪᓂᒃ. ᐱᔭᕇᖅᑕᐅᔪᒃᓴᖅ 2.2: ᐱᔫᒥᓴᐃᕙᖕᓂᖅ ᓴᓪᓕᕐᒥᐅᑕᓂ ᐱᓕᕆᐊᒃᓴᖅᑖᖃᑦᑕᐅᔪᓐᓇᕐᓂᖕᒋᓐᓂᒃ ᐊᒻᒪᓗ ᐃᓱᒻᒥᖅᓴᐃᔨᐅᖃᑦᑕᕈᓐᓇᕐᓂᖕᒋᓐᓂᒃ ᐱᔾᔪᑎᖃᖅᑐᓂᒃ

	ᖃᐅᔨᓴᕐᓂᕐᒥᒃ, ᓇᐅᑦᑎᖅᑐᕈᑎᓂᒃ ᐊᒻᒪᓗ ᖃᐅᔨᒪᑎᑕᐅᓂᖅᓴᐅᖃᑕᕐᓗᑎᒃ ᐱᓕᕆᕕᐅᔪᓐᓇᕐᓂᖏᓐᓂᒃ. ᐱᔭᕇᖅᑕᐅᔪᒃᓴᖅ 2.3: ᓄᓇᓕᖕᓂ ᐃᓄᐃᑦ ᖃᐅᔨᒪᓂᖅᓴᐅᖃᑕᕐᓂᐊᕐᒪᑕ ᐱᓕᕆᕕᐅᔪᓐᓇᕐᓂᖏᓐᓂᒃ ᑎᖕᒥᐊᖃᕐᕕᖕᒥ.
ᑐᕌᒐᔭᖅ 3: ᐃᓄᐃᑦ ᖃᓄᑐᐃᓐᓇᖅ ᐱᓕᕆᕙᖕᓂᖏᓐᓄᑦ ᐊᒃᑐᖅᑕᐅᓗᐊᕇᒃᑯᑎᒃᓴᐃᑦ ᐱᐅᓯᑐᖃᐅᔪᓂ ᐊᒻᒪᓗ ᐃᓕᖅᑯᓯᑐᖃᕆᔭᖏᓐᓂ ᐱᒻᒪᕆᐅᓂᖏᑦ ᓄᓇᐃᑦ	ᐱᔭᕇᖅᑕᐅᔪᒃᓴᖅ 3.1: ᐅᔾᔨᖅᑐᕐᓗᑎᒃ ᑕᒪᕐᓂᒃ ᐃᓄᐃᑦ ᒪᓕᑦᑎᐊᖃᑕᕆᐊᖃᕐᓂᖏᑦ ᐱᔪᓐᓇᐅᑎᖃᕆᐊᖃᕐᓂᕐᒥᒃ ᐊᕿᐅᒪᑎᑕᐅᔪᓂᒃ ᒪᓕᒐᕐᓂᒃ. ᐱᔭᕇᖅᑕᐅᔪᒃᓴᖅ 3.2: ᐊᑐᓕᖅᑎᑦᑎᕙᓪᓕᐊᓂᖅ ᐱᐅᓂᖅᐹᓂᒃ ᐱᐅᓯᕆᔭᐅᔪᓐᓇᖅᑐᓂᒃ ᐊᒃᑐᖅᑕᐅᓗᐊᕇᒃᑯᑎᒃᓴᐅᔪᓂᒃ, ᓯᕗᖅᑎᖅᑕᐅᒦᒃᑯᑕᐅᔪᓂᒡᓗᓐᓃᑦ ᐱᐅᓯᑐᖃᕆᔭᐅᔪᓂᒃ, ᐃᓕᖅᑯᓯᑐᖃᖅᑎᒍᑦᓗ ᐱᒻᒪᕆᐅᑎᑕᐅᔪᓂᒃ. ᐱᔭᕇᖅᑕᐅᔪᒃᓴᖅ 3.3: ᐃᓚᐅᖃᑕᕐᓗᑎᒃ ᐊᕕᒃᑐᖅᓯᒪᓂᖏᓐᓂ ᐱᓕᕆᐊᖑᕙᓪᓕᐊᔪᓂᒃ, ᐱᒋᐊᖅᑎᑕᐅᓯᒪᔪᓂᒡᓗᓐᓃᑦ ᐃᑲᔪᖅᓲᑕᐅᓂᕐᒧᑦ ᑎᖕᒥᐊᖃᕐᕕᖕᒥᒃ ᓴᐳᓐᓂᐊᕐᓂᖅ ᐊᒻᒪᓗ ᐊᕙᓗᐊᓂᓗᓃ ᓄᓇᖁᑎᖏᓐᓂᒃ.

4.3 ᖃᐅᔨᒋᐊᖅᑕᕐᓂᖅ

ᑲᓇᑕᒥ ᐆᒪᔪᓕᕆᔨᒃᑯᑦ ᐊᕐᕌᒍᑕᒫᖅ ᓇᐅᑦᑎᖅᑐᕆᐊᖅᑐᖃᑦᑕᖅᐳᑦ ᒪᓕᒃᓯᑎᒃ ᐊᑐᐃᓐᓇᐅᔪᓐᓇᕐᓂᖏᓐᓂᒃ ᑮᓇᐅᔭᐃᑦ ᐊᒻᒪᓗ ᐱᓕᕆᔨᖃᕈᓐᓇᕐᓂᖏᑦ. ᐃᕐᓂᐅᕝᕕᒃᑯᑦ ᐊᐅᓚᑦᑎᔨᐅᖃᑕᐅᓂᖏᓐᓄᑦ ᑲᑎᒪᔨᕋᓛᖏᑦ ᕿᒥᕐᕈᐊᕐᕈᓛᖅᐳᑦ ᐊᐅᓚᑦᑎᓂᖏᓐᓄᑦ ᐸᕐᓇᐅᑎᓂᒃ ᐊᖏᖅᑕᐅᓚᐅᕐᓗᑎᒃ, ᑕᓕᒪᐃᑦ 5 ᐊᕐᕌᒍᐃᑦ ᑭᖑᓂᐊᒍᑦ ᐊᓂᒍᖅᑐᓂᒃ ᑭᖑᓂᑲᓂᐊᒍᑦᓗ ᕿᒥᕐᕈᐊᖅᑕᐅᖃᑕᓚᖓᓂᖏᓐᓂᒃ, ᓄᑖᕈᕆᐊᖅᑕᐅᖃᑕᕐᓗᑎᒡᓗ ᖁᓖᑦ 10 ᐊᕐᕌᒍᐃᑦ ᓈᔭᖕᒑᖓᑕ. ᖃᐅᔨᒋᐊᖅᑕᐅᖃᑕᕐᓂᐊᖅᑐᑦ ᑎᑎᕋᖅᓯᒪᓂᖏᑦ ᕿᒥᕐᕈᐊᖅᑕᐅᓗᑎᒃ ᐊᐅᓚᑦᑎᓂᖏᓐᓂᒃ ᐱᓕᕆᐊᖑᓚᐅᖅᑐᑦ ᑎᖕᒥᐊᖃᕐᕕᖕᒥ, ᖃᐅᔨᔭᐅᓯᒪᔪᓂᒡᓗ ᓇᐅᑦᑎᖅᑐᐃᕝᕕᐅᖃᑦᑕᓚᐅᕐᓂᖏᓐᓄᑦ ᐊᒻᒪᓗ ᖃᐅᔨᓴᕐᕕᐅᖃᑦᑕᓚᐅᕐᓂᖏᓐᓄᑦ. ᑲᓇᑕᒥ ᐆᒪᔪᓕᕆᔨᒃᑯᑦ ᐊᒻᒪᓗ ᐊᐅᓚᑦᑎᔨᐅᖃᑕᐅᓂᖏᓐᓄᑦ ᑲᑎᒪᔨᕋᓛᖏᑦ ᑕᐃᑲᖕᒍᑦ ᓴᕿᑎᕆᓂᐊᕆᕗᑦ ᓯᕗᓪᓕᐅᑎᑦᑐᒪᓂᐊᖅᑕᖏᓐᓂᒃ ᐱᔭᒃᓴᕆᔭᖏᓐᓂᒃ ᐊᒻᒪᓗ ᓴᓂᕐᕙᐃᓗᑎᒃ ᐊᑐᒃᓴᕆᓂᐊᖅᑕᖏᓐᓂᒃ ᑕᒪᒃᑯᓄᖓ ᐱᓕᕆᔪᓐᓇᕐᓂᕐᒧᑦ.

5 ᐊᐅᓚᑦᑎᓂᕐᒥᒃ ᐃᓱᒪᒃᓴᖅᓯᐅᕈᑎᒃᓴᐃᑦ

ᒫᓐᓇᐅᔪᖅ, ᐱᒻᒪᕆᐅᔪᓂᒃ ᑐᐊᕕᕐᓇᖅᑐᓂᒡᒍᓐᓃᑦ ᐅᑯᕆᐊᓇᖅᑑᑎᖃᕐᒋᓚᖅ ᐃᑲᑦᑐᐊᑉ ᑎᕐᒥᐊᖃᕐᕕᖕᒐᓂ. ᓄᓇᖁᑎᖏᑦ ᑕᐅᕗᓂ ᐊᒃᑐᖅᑕᐅᓂᖁᒃᓯᒪᖏᒻᒪᑕ, ᑎᕐᒥᐊᖃᕐᕕᐅᓂᖓᓄ ᐃᓄᖃᖅᔪᐃᑦᑑᓪᓗᓂ. ᕿᓯᐊᓂ ᓱᓕ ᒪᑯᐊ ᐊᐅᓚᑦᑎᓂᕐᒧᑦ ᐃᓱᒪᒃᓴᖅᓯᐅᕈᑎᒃᓴᐅᕆᕙᑦ, ᐊᒃᑐᖅᓯᔪᓐᓇᕐᒪᑕ ᑎᕐᒥᐊᖃᕐᕕᖕᒥᒃ.

ᑲᖑᐃᑦ ᐊᒥᓲᓂᖏᑦ ᓄᓇᐃᓪᓗ ᓇᔪᖅᐸᒃᑕᖏᑦ

ᑲᓇᑕᒥ ᐆᒪᔪᓕᕆᔩᒃᑯᑦ ᑎᕐᒥᐊᖃᕐᕕᓕᐅᓚᐅᖅᓯᒪᔪᑦ ᑕᒪᓂ 1959-ᒥ, ᐊᒥᓲᓗᐊᖅᐸᓚᐅᖏᑦᑎᓪᓗᒋᓪᓕ ᑕᐃᔅᓱᒪᓂ ᑎᕐᒥᐊᖃᕐᕕᐅᕙᓚᐅᖅᑐᑦ ᓄᓇᖏᑦ, ᑲᓇᑕᐅᑉ ᐅᑭᐅᖅᑕᖅᑑᓂᖓᓂ, ᑕᐃᔅᓱᒪᓂᓗ ᐱᑕᖃᓚᐅᖅᓯᑎᒃ ᑲᖑᐃᑦ ᖃᓂᒋᔭᖏᓐᓂ 28,000 (Cooch & Barry, 1957). ᑲᖑᐃᑦ ᑎᕐᒥᐊᖃᕐᕕᐅᑉ ᓯᓚᑖᓃᖑᓕᖅᑐᑦ, ᑕᐅᕙᓂ ᖄᖅᑰᐊᖅᑕᓕᖕᒥ (Ell Bay-ᒥ (Kerbes, et al., 2014).
 ᒫᓐᓇᓵᖑᓂᖅᐹᒥ ᖃᐅᔨᓯᐊᖅᑕᐅᕙᒥᒃ ᐊᒥᓲᓂᖏᑦ ᐊᕐᖁᒥ 2014-ᒥ, ᓇᓚᐅᑖᖅᑕᐅᓚᐅᖅᑐᑦ ᐱᑕᖃᕐᓯᑎᐅᓂᖅ 689,700 ᐅᓪᓗᖃᖅᑐᑦ ᑲᖑᐃᑦ ᐃᑲᑦᑐᐊᑉ ᑰᖓᓂ (ᔾ. ᓚᕗᓗᐊᕐ-J. Leafloor, ᑲᓇᑕᒥ ᐆᒪᔪᓕᕆᔩᑦ, ᑐᓴᐅᒪᖃᑦᑕᐅᑎᓕᕆᖏᑦ). ᓄᓇᖅᔪᐊᓕᒫᒥ ᐃᓱᒪᒋᓪᓗᒋᑦ, ᑕᒪᒃᑯᐊ ᑲᖑᐊᓗᐃᑦ ᐊᒥᓱᕈᖅᔪᐊᖅᓯᒪᕗᑦ 50-ᓂᒃ ᐊᓂᒍᖅᑐᓂ ᐊᕐᕌᒍᓂᒃ, ᒫᓐᓇᐅᓕᖅᑐᖅᓗ "ᐊᒥᔅᓲᓗᐊᓕᖅᓯᑎᒃ" ᑲᓇᑕᒥᓗ ᐊᒥᐊᑲᓕᑲᒥᐅᓪᓗ ᓄᓇᖏᑦᑐᓂᓯᖑᔪᐊᑦ. ᓄᓈᓗᐊᑕ ᐊᑯᓐᓂᖓᓂᖔᖅᑐᑦ ᑲᖑᐃᑦ, ᑕᐃᒃᑯᐊᓗ ᑲᖑᐃᑦ ᐅᓗᖅᑲᓱᑦ ᓴᓪᓕᐅᑉ ᖃᑭᖅᑖᓗᐊᓂ, ᐊᒥᓲᓂᖅᑲᖅᑎᑎᓕᖅᑐᑦ 12.6 ᒥᓕᔭᓐᓂᒃ ᐱᕈᐊᓂᒃᓯᒪᔪᓂᒃ ᑲᖑᖅᓂ (ᐊᓕᓴᐅᔅᑲᔅ, ᐱᓕᕆᖅᑎᖏᓪᓗ-Alisauskas, et al., 2018a), ᑕᐃᒃᑯᐊᓗ ᐊᓯᖏᑦ ᓂᕐᓕᕐᓇᐃᑦ (Ross-ᕿᓯᑉ) ᐊᒥᓲᓂᖅᑲᓕᖅᑐᑦ ᑕᒫᓂ 1.6 ᒥᓕᔭᓂᒃ ᐱᕈᐊᓂᒃᓯᒪᔪᓂᒃ ᑲᖑᖅᓂᒃ, ᐊᕐᕌᒍᓚᐅᖅᑐᓂᒃ 2006-ᒥᒃ 2015-ᒧᑦ (ᐊᓕᓴᐅᔅᑲᔅ, ᐱᓕᕆᖅᑎᖏᓪᓗ-Alisauskas, et al., 2018b).

ᐊᒥᓲᓗᐊᓕᕐᓂᖏᑦ ᐃᓱᒪᑑᑕᐅᓕᖅᑐᑦ ᐊᒃᑐᖅᑕᐅᔪᓐᓇᕐᓂᖏᓐᓄᑦ ᐅᑭᐅᖅᑕᖅᑐᒥ ᓯᖅᔭᖅᐸᓯᐅᓂᖏᑦ, ᐊᑦᑎᒃᑑᓂᖏᓪᓗ ᓄᓇᐃᑦ ᐆᒪᔪᖃᕐᕕᐅᕙᒃᑐᑦ ᐊᓯᖏᓐᓂᒃ, ᓂᕿᒃᓴᖅᓯᐅᕐᕕᐅᓗᐊᖅᑕᖅᓂᖏᓐᓄᑦ ᐊᒥᓲᓗᐊᖅᑐᓄᑦ ᑲᖑᕐᓄᑦ ᓂᕐᓕᖕᓇᕐᓄᓪᓗ (Batt, 1997). ᓴᓪᓕᐅᑉ ᖃᑭᖅᑖᓗᐊᓂ ᖃᐅᔨᓴᖅᑕᐅᓚᐅᕐᓂᖏᓐᓂᒃ ᐅᓂᒃᑳᓕᐊᑦ ᐅᖃᐅᓯᖃᖅᐳᑦ ᑲᖑᐃᑦ ᓂᕿᒃᓴᖅᓯᐅᖃᑕᓕᕐᓂᖏᓐᓂᒃ ᐊᑦᑎᒃᑑᑎᐅᓂᖏᓐᓂ ᓄᓇᓂ ᐃᑲᑦᑐᐊᑉ ᖁᖓᓂ (ᑳᑐ, ᐱᓕᕆᖅᑎᖏᓪᓗ-Carter, et al., 2018; Fᐋᓐᑏᓐ ᐊᒻᒪᓗ ᒫᓗᕆ-Fontaine and Mallory, 2011). ᓄᓇᐃᑦ ᐊᓯᔾᔨᖅᓯᒪᓕᖅᐳᑦ ᑕᐃᒃᑯᑎᒎᓇ ᐊᔾᔨᖃᕐᓂᖅᓴᐅᓕᖅᓯᑎᒃ Hᐊᑦᓴᓐᐲᑉ ᑕᓯᐅᔭᖅᔪᐊᖅᑯᑉ ᓄᓇᐃᑦ ᓯᒻᔭᖅᐸᓯᖖᓂᖏᓂᒃ ᐊᑦᑎᒃᑑᑕᐅᓂᖏᓐᓂᒃ ᓄᓇᖏᓂᓲᖑᔪᓂᒃ (ᔮᓅ, ᐱᓕᕆᖅᑎᖏᓪᓗ-Jano, et al., 1998; ᑯᑕᓂᐊᓐ ᐊᒻᒪᓗ ᔨᐊᕗᕆᔅ-Kotanen and Jefferies, 1997). ᐊᕙᑎᓕᕆᔨᖅᔪᐊᒃᑯᑦ ᒫᓐᓇᐅᔪᖅ ᖃᐅᔨᓴᖅᐸᓕᐊᓕᖅᑐᑦ ᑎᕐᒥᐊᖃᕐᕕᐅᕙᓕᖅᑐᑦ ᓱᕋᖅᑎᖅᑕᐅᕙᓪᓕᐊᓂᖏᓐᓂᒃ ᐊᒥᔅᓱᓗᐊᓕᖅᑐᓄᑦ ᑲᖑᖅᓄᑦ ᓂᕿᒃᓴᖅᓯᐅᕐᕕᐅᓂᖏᓐᓄᑦ, ᓂᕆᕕᐅᓗᐊᖅᑕᖅᓂᖏᓐᓂᓪᓗ, ᑐᑭᓯᔭᐅᔪᒪᓪᓗᑎᒃ ᖃᓄᖅ ᐊᒃᑐᖅᑕᐅᔪᓐᓇᖅᒪᖔ ᐊᓯᖏᑦ ᑎᕐᒥᐊᑦ ᖁᐸᓄᐊᕙᓚᐃᓗ, ᓂᕿᒃᓴᖃᑎᒋᖏᓗᐊᓕᕈᓐᓇᖅᓂᖏᓐᓄᑦ, ᐅᓪᓗᓕᐅᕈᓐᓇᐃᓕᔪᓐᓇᖅᓂᖏᓐᓄᓪᓗ ᓄᓇᒥ (Flemming, et al., 2016). ᐊᓯᖏᑦ ᐆᒪᔪᐃᑦᑕᐅᖅ ᐊᒃᑐᖅᑕᐅᓯᒪᔪᓐᓇᖅᓂᖏᑦ ᓱᓕ ᑐᑭᓯᓇᑦᑎᐊᖏᒪᑕ.

ᓯᓚᐅᑉ ᐊᓯᔾᔨᖅᐸᓪᓕᐊᓂᖓ

ᓯᓚᐅᑉ ᐊᓯᔾᔨᖅᐸᓪᓕᐊᓂᖓᓄᑦ, ᐃᖕᒥᒍᐃᓐᓇᐅᒐᓗᐊᕐᓗ, ᐊᓯᖏᓄᓪᓗ ᐱᔾᔪᑕᐅᖕᒥᔪᓄᑦ, ᑕᑯᔭᐅᕙᓪᓕᐊᖃᑦᑕᓕᖅᑐᑦ ᐊᓯᔾᔨᖅᓯᒪᓂᖏᑦ ᓄᓇᐃ ᐆᒪᔪᖃᕐᕕᐅᕙᒃᑐᑦ ᐃᑲᑦᑐᐊᕐᒥ ᑎᖕᒥᐊᖃᕐᕕᖕᒥ. ᐊᓯᔾᔨᖅᐸᓪᓕᐊᔪᑦ ᑕᓇᐅᕐᒥ ᐊᒻᒪᓗ ᑕᓯᕐᓂ ᓯᑯᖃᕐᓂᖏᓂ, ᓄᓇᐅᑉ ᐃᓗᐊᒍᑦ ᖁᐊᖑᐃᓐᓇᕐᓂᖏᓐᓂ, ᐊᐱᖃᑕᕈᓐᓇᕐᓂᖏᓐᓂ ᐊᒻᒪᓗ ᓂᒡᓚᓱᒃᑎᒋᕙᖕᓂᖏᓐᓂ ᖃᐅᔨᓴᖅᑕᐅᖃᑕᖅᓯᒪᒐᒥᒃ ᓇᓂᑐᐃᓐᓇᖅ ᐅᑭᐅᖅᑕᖅᑑᓂᕐᒥ ᐆᒪᔪᖃᕐᕕᐅᕙᖕᓂᖏᑦ, ᖃᓄᐃᓕᕙᓪᓕᐊᓂᖏᓂᓗ ᐆᒪᔪᐃᑦ ᑕᒪᒃᑯᓇᓃᖃᑦᑕᖅᑐᑐᖃᐃᑦ. (CAFF, 2010). ᓲᕐᓗ ᐆᒃᑐᑎᒋᓗᒍ, ᑐᕙᐃᔭᖅᓵᓕᓂᖅᓴᐅᖃᑕᓕᖅᑎᓪᓗᒍ Hᐊᑦᓴᓐᐲᑉ ᑕᓇᐅᕋᓗᐊᓂ, ᓇᓄᐃᑦ ᕿᓚᒥᐅᓂᖅᓴ ᓄᓈᖅᓵᓕᓂᖅᓴᐅᖃᑦᑕᓕᕐᒪᑕ (Lunn, et al., 2016) ᖃᐅᔨᔭᐅᖃᑦᑕᖅᓯᒪᔪᑦ ᑎᑎᕋᕈᑕᐅᓯᒪᔪᓂᒃ ᐊᑐᖅᑕᐅᓗᑎᒃ, ᐊᒥᓲᓂᖅᓴᐅᕙᓕᕐᓂᖏᑦ ᓇᓄᐃᑦ ᑎᖕᒥᐊᑦ ᐅᓪᓗᖏᓐᓂᒃ ᓂᕿᒃᓴᖅᓯᐅᖃᑦᑕᓕᖅᑐᑦ ᓴᓪᓕᐅᑉ ᕿᑭᖅᑖᓗᐊᓂ ᐊᒻᒪᓗ ᐊᒃᐸᑑᕐᔪᐊᕐᒥ (Smith, et al., 2010).

ᐊᓯᖏᓐᓂᒃᑕᐅᖅ ᖃᐅᔨᔭᐅᓯᒪᓕᖅᑐᑦ ᓄᓇᒥ ᐱᐅᓯᓇᔭᐅᙱᒃᑐᓂᒃ ᑎᖕᒥᐊᖃᕐᕕᖕᒥ, ᓲᕐᓗ ᐸᓂᓗᐊᖃᑦᑕᓕᕐᓂᖏᓐᓂᒃ ᓄᓇᐃᑦ, ᐃᒃᑲᒃᓯᕙᓪᓕᐊᓂᖏᓐᓂᒃ ᐊᒻᒪᓗ ᓄᓇᐃᑦ ᐃᓚᖏᑦ ᓱᕋᒃᑎᖅᓯᒪᓕᕐᓂᖏᓐᓂᒃ. ᑕᒪᒃᑯᐊ ᐆᒪᔪᖃᕐᕕᐅᕙᒃᑐᑦ ᐊᓯᔾᔨᖅᓯᒪᖕᒥᔪᑦ ᑎᑎᕋᕈᑕᐅᓯᒪᖕᒥᖕᒪᑕ ᐊᓯᖏᓄᑦ ᖃᐅᔨᓴᕐᕕᐅᓯᒪᖕᒥᔪᓂᒃ ᓄᓇᓂ ᐅᑭᐅᖅᑕᖅᑐᒥ (Smol & Douglas, 2007; Kokelj, et al., 2005) ᐊᒻᒪᓗ ᑕᐃᒪᐃᓕᕙᓪᓕᐊᓗᑎᒃ ᐱᔾᔪᑕᐅᓂᕐᒧᑦ ᓯᓚᐅᑉ ᐊᓯᔾᔨᖅᐸᓪᓕᐊᓂᖓᓄᑦ. ᓴᓪᓕᕐᒥᐅᑦᑕᐃᑦᑕᐅᖅ ᑕᑯᖃᑦᑕᓕᖅᑐᑦ ᓄᑖᓂᒃ ᐊᓯᖏᓂᒃ ᐆᒪᔪᓂᒃ ᐊᒻᒪᓗ ᐊᓯᔾᔨᖅᓯᒪᓂᖏᓂᒃ ᓇᓃᖃᑦᑕᕐᓂᖏᑦ ᐆᒪᔪᐃᑦ, ᓇᒧᖓᐅᖃᑦᑕᕐᓂᖏᓂᓗ ᐆᒪᔪᐃᑦ. (Carter, et al., 2018).

ᐃᓄᐃᑦ ᓄᓇᓖᑦ ᐃᓚᐅᖃᑕᕐᓂᖏᑦ ᖃᐅᔨᒪᑎᑕᐅᕙᓪᓗᑎᓪᓗ

ᓴᓪᓕᕐᒥᐅᑦ ᐃᓯᒪᓘᑎᒋᔭᒥᓂᒃ ᐅᖃᐅᓯᖃᖅᓯᒪᔪᑦ ᐱᔾᔪᑎᖃᖅᑐᓂᒃ ᑎᖕᒥᓲᑦ ᐊᑐᖅᑕᐅᖃᑦᑕᕐᓂᖏᓐᓂᒃ ᖃᐅᔨᓴᕐᓂᕐᒧᑦ ᐊᒻᒪᓗ ᐃᓄᐃᑦ ᖃᐅᔨᒪᔭᑐᖃᖏᓐᓂᒃ ᐊᑐᕐᓂᖅᓴᐅᖃᑦᑕᓇᐊᖃᕐᓂᖏᓂᒃ, ᑕᒪᐃᓐᓂᒃ ᖃᐅᔨᓴᖅᑕᕐᓂᖏᓂᒃ ᐊᒻᒪᓗ ᐊᐅᓚᑦᑎᓂᖏᓐᓂ ᐃᓯᒪᓕᐅᕈᑕᐅᕙᒃᑐᓂᒃ. ᓴᓪᓕᕐᒥᐅᑕᐃᑦᑕᐅᖅ ᐃᑲᔫᓯᐊᖅᑖᕐᓂᖅᓴᐅᖃᑕᓇᐊᖅᒥᔪᑦ ᐃᓚᒋᔭᐅᓂᖅᓴᐅᖃᑕᕐᓗᑎᓪᓗ ᑮᓇᐅᔭᓕᐅᕐᕕᐅᖃᑦᑕᕈᓐᓇᖅᑐᓂᒃ ᐊᓯᖏᓂᓪᓗ ᐱᕕᒃᓴᐅᓕᕈᓐᓇᖃᑦᑕᕐᒥᔪᓂᒃ ᐊᐅᓚᑎᓂᖏᓐᓂᒃ ᐃᑲᑦᑐᐊᕐᒥ ᑎᖕᒥᐊᖃᕐᕕᖕᒥᒃ. ᑲᔪᓯᑦᑎᐊᕈᓐᓇᕐᓂᐊᕈᑎᒃ ᐊᐅᓚᑦᑎᔨᐅᓂᖏᓐᓂ ᑎᖕᒥᐊᖃᕐᕕᖕᒥᒃ ᑐᖓᕕᖃᓇᐊᖅᐳᑦ ᖃᓄᐃᓕᐅᕈᑕᐅᔪᐊᓇᕐᓂᕐᓂᖏᓂᒃ ᑕᒪᒃᑯᓄᖓ ᐊᑐᖃᑦᑕᕐᓗᑎᒃ, ᐊᒃᓱᐲᑕᐅᖃᑦᑕᖅᑐᓄᑦ ᖃᓄᐃᓕᐅᕈᑕᐅᔪᐊᓇᕐᓂᕐᒧᑦ.

ᐃᓄᐃᑦ ᑭᓇᒃᑯᑐᐃᓐᓇᐃᑦ ᐱᓕᕆᖕᓂᖏᑦ

ᓄᓇᒥ ᐅᔭᕐᒥᐅᑕᓂᒃ ᐅᔭᕐᓂᐊᖃᑕᑭᓇᕐᓂᖅ ᐃᓯᒪᒥᔭᐅᕙᓚᓇᐅᓕᖅᑐᖅ ᑲᓇᑕᐅᑉ ᐅᑭᐅᖅᑕᖅᑐᖅᐸᓯᐅᓂᖓᓂ. ᐅᔭᕐᒥᐅᑕᓕᐲᑦ ᖃᐅᔨᒪᓕᕐᒪᑕ ᐱᑕᖃᕐᓂᖏᓂᒃ ᐱᐅᔫᑎᐅᓂᐊᖅᑕᐅᔪᐊᓗᖕᓂᒃ ᐅᔭᕋᖕᓂᒃ ᖃᑯᕐᓂᖅᓴᓂᒃ ᓴᓇᖑᐊᒐᒃᓴᔭᐅᕙᒃᑐᓂᒃ ᓄᓇᒥ ᓂᒋᑦᑎᐊᖓᓂ ᑎᖕᒥᐊᖃᕐᕕᐅᑉ ᐊᒻᒪᓗ

ᕿᓂᕐᕕᐅᕙᓪᓚᐊᑐᐃᓐᓇᕐᓂᐊᖅᑐᔮᖅᓱᑎᒃ ᑐᑭᓯᔭᐅᑐᐊᕈᑎᒃ ᖃᓄᑎᒋ ᑮᓇᐅᔭᓕᐅᕈᑕᐅᔪᓐᓇᕐᓂᖏᑦ ᓄᓇᒥᐅᑕᐃᑦ ᑕᒪᒃᑯᐊ. ᐅᔭᕋᐃᑦ ᖃᑯᕐᓂᖅᓴᐃᑦ ᓴᓇᖑᐊᒐᒃᓴᔭᐃᑦ ᐱᓪᒪᕆᐊᓗᖕᒥᒃ ᐊᑑᑎᖃᖅᐸᒃᑐᑦ ᒨᓗᖃᕐᓂᐅᔪᓂᒃ ᐊᐃᑦᑐᐃᓗᑕᐅᖃᑕᕈᓐᓇᕐᓂᖏᓄᑦ ᐅᔭᕋᖕᓃᑦᑐᓂᒃ, ᐅᔭᕋᖕᓂᐊᕐᕕᖕᓂ ᓯᖃᓕᑎᕆᕕᖕᓂ, ᑕᒪᒃᑯᐊ ᐱᑕᖃᕈᑕᐅᓕᕈᓐᓇᖅᓱᑎᒃ ᑭᕙᓪᓕᕐᒥ ᒨᓕᓯᐅᕐᕕᐅᓕᕈᓐᓇᖅᑐᓄᑦ ᓄᓇᖓᓐᓂ.

ᖃᓂᒋᔭᖏᓃᖃᑕᓕᖅᑐᑦ 43 ᐅᒥᐊᕐᔪᐊᑦ ᐃᑳᖃᑦᑕᖅᑐᑦ ᓂᒋᐊᑕ ᑕᕆᐅᕋᓗᐊᒍᑦ ᓴᓪᓚᐅᑉ ᕿᑭᖅᑖᖓᓂ, ᑭᕙᓪᓕᕐᒥ ᓄᓇᖅᐱᐅᓂᖓᓄᖓᐅᔪᓂᒃ, ᑕᒪᒃᑯᐊ ᐅᒥᐊᕐᔪᐊᑦ ᐅᓯᕙᒃᑐᑦ ᐱᕐᑯᑎᓂᒃ, ᐅᖅᓯᐊᓗᖕᒥᒡᓗ ᓄᓇᓕᖕᓄᑦ, ᐅᔭᕋᖕᓂᐊᕐᕕᖕᓄᓪᓗ. ᐅᓗᕆᐊᓇᖅᑐᖃᕐᒪᑕ ᑯᕕᓯᕕᐅᔪᖃᕈᓐᓇᓂᖅ ᐅᖅᓯᐊᓗᖕᒥᒃ ᖃᓂᒋᔭᖏᓐᓂ ᐃᑲᑦᑐᐊᑉ ᑎᖕᒥᐊᖃᕐᕕᐅᓂᖓᓄᑦ, ᑕᒪᓐᓇ ᐃᓱᒫᓘᑕᐅᔪᓪᒪᕆᐅᕗᖅ ᐱᔾᔪᑕᐅᓂᖏᓐᓄᑦ ᓴᖏᔪᐊᓗᖕᒥᒃ ᐃᒪᐃᑦ ᐃᑲᑦᑐᐊᕐᒥ (ᒪᓪᓕᖃᑦᑕᕐᓂᖏᓐᓄᑦ) ᐊᐅᓚᕙᖕᓂᖏᓄᑦ.

ᓴᓪᓚᕐᒥᐅᑦᑕᐃᑦᑕᐅᖅ ᐅᖃᐅᓯᖃᖅᓯᒪᔪᑦ ᓴᓇᔭᐅᕐᑯᔨᓂᖅ Hᐋᓐᑕᒃᑯᑦ ᐊᖅᑯᑎᒃᓴᒥᒃ, ᑕᐅᕗᖓ ᑎᖕᒥᐊᖃᕐᕕᖕᒧᑦ. ᐊᖅᑯᑎᒃᓴᐅᓇᔭᖅᑐᖅ ᐋᕿᐅᒪᓇᔭᖅᑐᖅ ᐃᑳᕐᕕᐅᔪᓐᓇᕐᓂᖅ ᐃᑲᑦᑐᐊᑉ ᑰᖓᓄᑦ, ᑎᑭᐅᒪᓗᓂ ᐃᓱᐊᓄᑦ ᐊᐃᕚᑦ ᐊᖑᓇᓱᒃᑏᑦ ᐃᒡᓗᕋᓛᖓᓄᑦ, ᐱᖓᖕᓇᖅᐸᓯᖓᓃᑦᑐᖅ ᓯᒡᔭᒥ ᑎᖕᒥᐊᖃᕐᕕᐅᑉ. ᐊᖁᑎᖃᑦᑎᐊᕐᓂᖅᓴᐅᓕᕈᑎᑦ ᑎᖕᒥᐊᖃᕐᕕᖕᒧᑦ, ᐊᒥᓲᓂᖅᓴᐅᓕᕈᓐᓇᖅᑐᑦ ᓄᓇᓕᑦ ᐊᐅᓪᓛᕉᔾᔭᕙᒃᑐᑦ ᐊᒻᒪᓗ ᐳᓚᕋᑦᑐᓕᕆᒥᒃ ᐱᓕᕆᔪᓐᓇᖅᑐᑦ, ᓂᐅᕐᕈᐊᓂᒃ ᑕᐅᕗᖓᐅᔾᔭᖃᑦᑕᕈᓐᓇᕐᓗᑎᒃ. ᑕᒪᒃᑯᐊ ᓯᕗᓂᒃᓴᒥ ᐃᓯᒪᒃᓴᖅᓯᐅᕈᑎᒃᓴᐃᑦ ᐸᕐᓇᐅᑕᐅᑦᑎᐊᕆᐊᖃᕐᓂᐊᖅᑐᑦ ᐊᒃᑐᒃᑕᐅᓂᕐᓗᒃᑕᐃᓕᒪᕐᑯᓪᓗᒋᑦ ᐆᒪᔪᐃᑦ, ᐆᒪᔪᖃᕐᕕᐅᕙᖕᓂᖏᓪᓗ ᓄᓇᐃᑦ ᐃᑲᑦᑐᐊᕐᒥ ᑎᖕᒥᐊᖃᕐᕕᖕᒥ.

ᐊᑲᒃᑐᖅᓯᒪᔪᓂᒃ ᑕᑯᑎᑦᑎᔾᔪᑦ 7: ᓇᐃᓈᖅᑕᐅᓯᒪᔪᑦ ᐊᐅᓚᑦᑎᓂᖏᓐᓂᒃ ᐃᓱᒪᒃᓴᖅᐅᓯᕈᑎᒃᓴᐃᑦᑐ ᐊᒻᒪᓗ ᖃᓄᐃᓕᐅᕈᑎᒃᓴᖏᑦᑐ.

ᐊᐅᓚᑦᑎᓂᕐᒥᓂᒃ ᐃᓱᒪᒃᓴᖅᓯᐅᕈᑎᒃᓴᐃᑦ	ᒪᓕᒃᑐᑦ ᑐᕋᖓᓇᔭᐅᔪᓂᒃ/ᐱᔮᕇᖅᑕᐅᔪᒪᓂᖏᓐᓂᒡᓗ ᐊᑲᒃᑐᖅᓯᒪᔪᓂ ᑕᑯᑎᑦᑎᔾᔪᑎᒃᓴᖏᓐᓃᑐᓂᒃ 6-ᒦᑦᑐᓂᒃ	ᐊᐅᓚᑦᑎᓂᕐᒧᑦ ᖃᓄᐃᓕᐅᕈᑎᒃᓴᐃᑦ
ᐱᓕᕆᓗᑎᒃ ᐊᓯᔾᔩᓚᖓᓂᖅ ᑎᖕᒥᐊᕐᑲᕐᕕᐅᓂᖓᓂᒃ ᑲᓇᑕᓕᒫᒥ ᐆᒪᔪᕐᑲᕐᕕᐅᓂᕐᒧᑦ ᐅᔾᔨᑑᑕᐅᓗᑎᒃ ᐱᐅᓂᐹᖑᓂᐊᖅᑐᒥᒃ ᐊᐅᓚᑦᑎᕕᐅᔪᓐᓇᕐᓂᖏᑦ ᐊᒻᒪᓗ ᐊᕐᕋᒍᓕᒫᖅ ᓴᐳᑎᔭᐅᔪᓐᓇᕐᓂᖏᒥᒃ ᑕᒪᕐᒥᒃ ᐆᒪᔪᓕᒫᕐ, ᐱᓗᐊᖅᑐᒥᒡᓗ ᐆᒪᔪᖏᑦ ᐊᒥᓲᖏᓗᐊᓕᖅᑐᑦ.	1.1, 1.2, 1.3, 1.4	6.1 ᐱᐅᓯᕆᔭᒥᒍᑦ ᓄᓇᒥᐅᑕᓂᒃ ᐊᐅᓚᑦᑎᓂᖅ 6.2 ᐆᒪᔪᓕᕆᓂᕐᒥᒃ ᐊᒻᒪᓗ ᐆᒪᔪᕐᑲᕐᕕᐅᕙᖕᓂᖏᓐᓂᒃ ᐊᐅᓚᑦᑎᓂᖅ 6.3 ᓇᐅᑦᑎᖅᑐᐃᔭᖅᑐᕐᕕᐅᕐᑲᑦᑕᓂᖏᑦ ᖃᐅᔨᓴᕐᕕᐅᕙᖕᓂᖏᑦᑐ 6.4 ᐃᓄᕐᑯᑎᒋᔭᐅᔪᓂᒃ ᖃᐅᔨᒪᑎᑦᑎᓂᖅᓴᐅᔭᕆᐊᕐᑲᕐᓂᖅ ᐊᒻᒪᓗ ᖃᐅᒪᔭᐅᔭᕆᐊᓕᖕᓂᒃ ᐊᐅᓚᑦᑎᕙᖕᓂᖅ
ᑲᖑᐃᑦ ᐱᔾᔪᑕᐅᓂᖏᑦ ᓄᓇᐃᑦ ᓱᕋᖅᑎᖅᑕᐅᕙᓪᓕᐊᓂᖏᓐᓄᑦ ᐊᓯᔾᔨᖅᑕᐅᓯᒪᓂᖏᓐᓄᓪᓗ ᐊᒻᒪᓗ ᐊᓯᖏᓐᓂᒃ ᐆᒪᔪᕐᓂᒃ ᐊᒃᑐᖅᓯᓯᒪᔪᓐᓇᕐᓂᖏᓐᓂᒃ	1.2	6.2 ᐆᒪᔪᓕᕆᓂᕐᒥᒃ ᐊᒻᒪᓗ ᐆᒪᔪᕐᑲᕐᕕᐅᕙᖕᓂᖏᓐᓂᒃ ᐊᐅᓚᑦᑎᓂᖅ 6.3 ᓇᐅᑦᑎᖅᑐᐃᔭᖅᑐᕐᕕᐅᕐᑲᑦᑕᓂᖏᑦ ᖃᐅᔨᓴᕐᕕᐅᕙᖕᓂᖏᑦᑐ
ᓴᓪᓕᕐᒥᐅᑦ ᐃᓱᒫᓘᑎᕐᑲᕐᓂᖏᑦ ᖃᐅᔨᓴᖅᑕᐅᕐᑲᑦᑕᕐᓂᖏᓐᓂᒃ	2.1	6.4 ᐃᓄᕐᑯᑎᒋᔭᐅᔪᓂᒃ ᖃᐅᔨᒪᑎᑦᑎᓂᖅᓴᐅᔭᕆᐊᕐᑲᕐᓂᖅ ᐊᒻᒪᓗ ᖃᐅᒪᔭᐅᔭᕆᐊᓕᖕᓂᒃ ᐊᐅᓚᑦᑎᕙᖕᓂᖅ
ᓄᓇᒥᐅᑕᓂᒃ ᐅᔭᕋᖕᓂᐊᓚᒃᓴᖅᓯᐅᕐᕕᐅᕐᑲᑦᑕᕐᓂᖏᑦ ᐊᒻᒪᓗ ᐱᕙᓪᓕᐊᔾᔪᑕᐅᔪᓐᓇᕐᓂᖏᑦ ᖃᑯᕐᓂᖅᓴᐃᑦ ᐅᔭᕋᐃᑦ ᓴᓇᖑᐊᓚᒃᓴᔭᐃᑦ ᓄᓇᒦᓐᓂᖏᑦ, ᐊᑭᐊᓃᑦᑐᑦ ᑎᖕᒥᐊᕐᑲᕐᕕᐅᑉ	1.2, 1.3, 3.2, 3.3	6.3 ᓇᐅᑦᑎᖅᑐᐃᔭᖅᑐᕐᕕᐅᕐᑲᑦᑕᓂᖏᑦ ᖃᐅᔨᓴᕐᕕᐅᕙᖕᓂᖏᑦᑐ 6.4 ᐃᓄᕐᑯᑎᒋᔭᐅᔪᓂᒃ ᖃᐅᔨᒪᑎᑦᑎᓂᖅᓴᐅᔭᕆᐊᕐᑲᕐᓂᖅ ᐊᒻᒪᓗ ᖃᐅᒪᔭᐅᔭᕆᐊᓕᖕᓂᒃ ᐊᐅᓚᑦᑎᕙᖕᓂᖅ

ᐊᐅᓚᑦᑎᓂᕐᒥᓂᒃ ᐃᓱᒪᒃᓴᖅᓯᐅᕈᑎᒃᓴᐃᑦ	ᒪᓕᒃᑐᑦ ᑐᕋᒐᕆᔭᐅᔪᓂᒃ/ᐱᔭᕇᖅᑕᐅᔪᒪᓂᖏᓐᓂᒡᓗ ᐊᕙᒃᑐᖅᓯᒪᔪᓂ ᑕᑯᑎᑦᑎᔾᔪᑎᒃᓴᖏᓐᓃᑐᓂᒃ 6-ᒦᑦᑐᓂᒃ	ᐊᐅᓚᑦᑎᓂᕐᒧᑦ ᖃᓄᐃᓕᐅᕈᑎᒃᓴᐃᑦ
ᓴᓚᕐᒥᐅᑦ ᐃᓱᒪᓘᑎᖃᕐᓂᖏᑦ ᐊᑐᖅᑕᐅᓂᖅᓴᐅᖃᑕᕆᐊᖃᕐᓂᖏᓂᒃ ᐃᓄᐃᑦ ᖃᐅᔨᒪᔭᑐᖃᖏᑦ ᑕᒪᒃᑯᓂᖓ ᖃᐅᔨᓴᖅᑕᐅᐊᖅᑐᓂᒃ ᐊᒻᒪᓗ ᐊᐅᓚᑦᑎᔨᐅᖃᑕᐅᔪᓂ ᐃᓱᒪᓕᐅᕈᑕᐅᔭᕆᐊᓕᖕᓂ	2.1	6.4 ᐃᓄᕐᑯᑎᒋᔭᐅᔪᓂᒃ ᖃᐅᔨᒪᑎᑦᑎᓂᖅᓴᐅᔭᕆᐊᖃᕐᓂᖅ ᐊᒻᒪᓗ ᖃᐅᒪᔭᐅᔭᕆᐊᓕᖕᓂᒃ ᐊᐅᓚᑦᑎᕙᖕᓂᖅ 6.3 ᓇᐅᑦᑎᖅᑐᐃᔭᖅᑐᕐᕕᐅᖃᑦᑕᓂᖏᑦ ᖃᐅᔨᓴᕐᕕᐅᕙᖕᓂᖏᓪᓗ
ᓴᓪᓚᕐᒥᐅᑦ ᐃᓱᒪᓘᑎᖃᖅᑐᑦ ᐃᑲᔫᓯᐊᒃᓴᓂᒃᑕᐅᓂᖅᓴᐅᖃᑕᕆᐊᖃᕐᓂᖏᓐᓂᒃ ᐃᓚᐅᓂᖅᓴᐅᖃᑕᕐᓗᑎᒡᓗ ᑮᓇᐅᔭᓕᐅᕐᕕᐅᔪᓇᖃᑦᑕᖅᑐᓂᒃ ᐊᓯᖏᓐᓂᒡᓗ ᐱᕚᓪᓕᕈᑕᐅᔪᓐᓇᖅᑐᓂ ᐊᐅᓚᑦᑎᓂᖏᓐᓂᒃ ᑎᖕᒥᐊᖃᕐᕕᖕᒥᒃ	2.2	6.4 ᐃᓄᕐᑯᑎᒋᔭᐅᔪᓂᒃ ᖃᐅᔨᒪᑎᑦᑎᓂᖅᓴᐅᔭᕆᐊᖃᕐᓂᖅ ᐊᒻᒪᓗ ᖃᐅᒪᔭᐅᔭᕆᐊᓕᖕᓂᒃ ᐊᐅᓚᑦᑎᕙᖕᓂᖅ
ᐊᒃᑐᖅᑕᐅᓯᒪᓂᖏᑦ ᓯᓚᐅᑉ ᐊᓯᔾᔨᖅᐸᓪᓕᐊᓂᖓᓄᑦ ᑎᖕᒥᐊᖃᕐᕕᖕᒥ ᐊᐅᓚᑦᑎᓂᕐᒥᒃ	1.2	6.3 ᓇᐅᑦᑎᖅᑐᐃᔭᖅᑐᕐᕕᐅᖃᑦᑕᓂᖏᑦ ᖃᐅᔨᓴᕐᕕᐅᕙᖕᓂᖏᓪᓗ
ᐅᒥᐊᕐᔪᐊᖃᓗᐊᓲᖑᓕᕐᓂᖅ ᑭᕙᓪᓚᕐᒥᐅᓄᑦ ᓄᓇᖏᓐᓄᖓᐅᕙᒃᑐᓂᒃ ᐊᒻᒪᓗ ᐅᓗᕆᐊᓇᕐᓂᖏᑦ ᐅᖅᓱᐊᓗᖕᒥᒃ ᑯᕕᓯᕕᐅᔪᓐᓇᕐᓂᖏᑦ ᐃᒪᐃᑦ	1.2, 3.2, 3.3	6.3 ᓇᐅᑦᑎᖅᑐᐃᔭᖅᑐᕐᕕᐅᖃᑦᑕᓂᖏᑦ ᖃᐅᔨᓴᕐᕕᐅᕙᖕᓂᖏᓪᓗ 6.4 ᐃᓄᕐᑯᑎᒋᔭᐅᔪᓂᒃ ᖃᐅᔨᒪᑎᑦᑎᓂᖅᓴᐅᔭᕆᐊᖃᕐᓂᖅ ᐊᒻᒪᓗ ᖃᐅᒪᔭᐅᔭᕆᐊᓕᖕᓂᒃ ᐊᐅᓚᑦᑎᕙᖕᓂᖅ
ᐊᖅᑯᓯᐅᕐᕕᐅᔪᒪᓂᖅ Hᐊᑕᑰᕐᕕᒃᓴᖅ ᑎᖕᒥᐊᖃᕐᕕᖑᖓᐅᓯᒪᓂᖓ	2.3, 3.1, 3.2, 3.3	6.4 ᐃᓄᕐᑯᑎᒋᔭᐅᔪᓂᒃ ᖃᐅᔨᒪᑎᑦᑎᓂᖅᓴᐅᔭᕆᐊᖃᕐᓂᖅ ᐊᒻᒪᓗ ᖃᐅᒪᔭᐅᔭᕆᐊᓕᖕᓂᒃ ᐊᐅᓚᑦᑎᕙᖕᓂᖅ

ᐊᐅᓚᑦᑎᓂᕐᒥᓂᒃ ᐃᓱᒪᒃᓴᖅᓯᐅᕈᑎᒃᓴᐃᑦ	ᒪᓕᒃᑐᑦ ᑐᕌᖓᔾᔪᐊᓂᒃ/ᐱᔾᔪᑎᖃᐅᔪᒪᓂᖏᓐᓂᒡᓗ ᐊᑭᒃᑐᖅᓯᒪᔪᓂ ᑕᑯᑎᑦᑎᔾᔪᑎᒃᓴᖏᓐᓄᑐᓂᒃ 6-ᒦᑦᑐᓂᒃ	ᐊᐅᓚᑦᑎᓂᕐᒧᑦ ᖃᓄᐃᓕᐅᕈᑎᒃᓴᐃᑦ
ᐊᒥᓲᓂᖅᓴᐅᓕᕈᓐᓇᕐᓂᖏᑦ ᐊᖑᓇᓱᒋᐊᕈᔾᔨᕙᒃᑐᑦ ᐊᑭᓖᕙᒃᑐᓂᒃ/ᐊᐅᓛᕈᔾᔨᕙᒃᑐᑦ ᐊᖅᑯᑎᖃᑦᑎᐊᕐᓂᖅᓴᐅᓕᖅᐸᑦ	2.3, 3.1, 3.2	6.4 ᐃᓄᕐᑯᑎᒋᔾᔪᐊᓂᒃ ᖃᐅᔨᒪᑎᑦᑎᓂᖅᓴᐅᔾᔪᑕᐊᖃᕐᓂᖅ ᐊᒻᒪᓗ ᖃᐅᒪᔾᔪᔾᔪᑕᐊᓕᖓᓂᒃ ᐊᐅᓚᑦᑎᕙᖓᓂᖅ

6 ᐊᐅᓚᑦᑎᔨᐅᓂᕐᒧᑦ ᖃᓄᐃᓕᐅᕈᑎᒃᓴᐃᑦ

ᑲᓇᑕᒥ ᐆᒪᔪᓕᕆᔨᖏᑦ, ᐃᓚᒋᓪᓗᓂᒋᑦ ᐃᕐᓂᐅᕐᕕᒃᑯᑦ ᐊᐅᓚᑦᑎᔨᐅᖃᑕᕐᓂᕐᒧᑦ ᑲᑎᒪᔨᕋᓛᖏᑦ, ᐊᐅᓚᑦᑎᔨᐅᓂᐊᖅᑐᑦ ᐃᑲᑦᑐᐊᕐᒥ ᑎᖕᒥᐊᖃᕐᕕᖕᒥᒃ ᐱᓇᓱᒍᑎᖃᖅᑐᓂᒃ ᓯᑕᒪᓪᓗᐊᑕᕐᓂᒃ ᐊᐅᓚᑦᑎᓂᕐᒧᑦ ᖃᓄᐃᓕᐅᕈᑎᒃᓴᓕᐊᕆᓯᒪᔭᖏᓐᓂᒃ ᒪᓕᒃᑐᓂᒃ ᒪᑯᓂᖓ: ᐱᐅᓯᕆᔭᒥᒍᑦ ᓄᓇᒥᐅᑕᓂᒃ ᐊᐅᓚᑎᔨᐅᓂᖏᓐᓄᑦ (ᑎᑎᕋᖅᓯᒪᔪᓂᒃ 6.1-ᒥ), ᐆᒪᔪᓕᕆᓂᕐᒥᒃ ᐊᒻᒪᓗ ᐆᒪᔪᖃᕐᕕᐅᕙᖕᓂᖏᓐᓂᒃ ᐊᐅᓚᑦᑎᕙᖕᓂᕐᒥᒃ (ᑎᑎᕋᖅᓯᒪᔪᓂᒃ 6.2-ᒥ), ᓇᐅᑦᑎᖅᑐᐃᔭᖅᑐᕐᕕᐅᖃᑦᑕᓂᖏᑦ ᖃᐅᔨᓴᕐᕕᐅᕙᖕᓂᖏᓪᓗ (ᑎᑎᕋᖅᓯᒪᔪᓂᒃ 6.3-ᒥ), ᐊᒻᒪᓗ ᐃᓄᕐᑯᑎᒋᔭᐅᔪᓂᒃ ᖃᐅᔨᒪᑎᑦᑎᓂᖅᓴᐅᔭᓇᐊᖃᕐᓂᖅ ᐊᒻᒪᓗ ᖃᐅᔨᒪᔭᐅᔭᓇᐊᓕᖕᓂᒃ ᐊᐅᓚᑦᑎᕙᖕᓂᕐᒥᒃ (ᑎᑎᕋᖅᓯᒪᔪᓂᒃ 6.4-ᒥ). ᖃᓄᐃᓕᐅᕈᑎᒃᓴᐃᑦ ᑕᒪᒃᑯᐊ ᐃᑲᔫᑕᐅᓂᐊᖅᑐᑦ ᑕᐅᑐᒐᕆᔭᐅᔪᓂᒃ, ᑐᕌᒐᕆᔭᐅᔪᓂᒃ ᐊᒻᒪᓗ ᐱᔭᕇᖅᑕᐅᔪᒪᓂᐊᖅᑐᓂᒃ ᑖᒃᑯᓇᓃᑦᑐᓂᒃ ᐊᐅᓚᑦᑎᓂᕐᒧᑦ ᐸᕐᓇᐅᑎᓂᒃ, ᐅᔾᔨᕈᓱᒃᓯᓐᓈᖅᑐᓂᒃ ᑕᐃᒃᑯᐊ ᐊᐅᓚᑦᑎᔨᐅᓂᖏᓐᓂᒃ ᐃᓱᒪᒃᓴᖅᓯᐅᕈᑎᒋᔭᐅᓇᐊᖃᕐᓂᐊᖅᑕᖏᓐᓂᒃ. ᑲᓇᑕᒥ ᐆᒪᔪᓕᕆᔨᖏᑦ ᐊᑐᓕᖅᑎᑦᑎᕙᓪᓕᐊᓂᐊᖅᑐᑦ ᑕᒪᒃᑯᓂᖓ ᐊᐅᓚᑦᑎᓂᕐᒧᑦ ᖃᓄᐃᓕᐅᕈᑕᐅᓂᐊᖅᑐᓂᒃ, ᐱᓕᕆᖃᑕᕐᓗᑎᒃ ᐊᕐᕋᒍᑕᒫᖅ ᐱᔭᒃᓴᓇᓂᐊᖅᑕᖏᓐᓂᒃ ᐸᕐᓇᐅᑕᐅᕙᖕᓂᖏᓐᓂᒃ, ᒪᓕᒡᓗᑎᒃ ᐱᓕᕆᐊᖃᐳᓇᕐᓂᖏᓐᓂᒃ ᐊᒻᒪᓗ ᕿᓇᐅᔭᒃᓴᖅᓂᖏᓐᓂᒃ ᐊᑐᕋᒃᓴᓂᒃ.

6.1 ᐱᐅᓯᑐᖃᒥᒍᑦ ᓄᓇᒥᐅᑕᓂᒃ ᐊᐅᓚᑦᑎᓂᖅ

6.1.1 ᐱᐅᓯᕆᔭᒥᒍᑦ ᐊᒻᒪᓗ ᐃᓄᕐᑯᑎᖏᓐᓄᑦ ᐊᑐᖅᑕᐅᖃᐃᓐᓇᕐᓂᖏᑦ

ᐊᐅᓚᑕᐅᓂᖓ ᐃᑲᑦᑐᐊᕐᒥ ᑎᖕᒥᐊᖃᕐᕕᒃ ᐃᓚᖃᕐᓂᐊᖅᑐᖅ ᓴᐳᓐᓂᐊᖅᑕᐅᓂᖏᓐᓂᒃ ᐃᓄᖃᕐᕕᐅᓚᐅᖅᓯᒪᔪᑐᖃᕐᓂᒃ ᐊᒻᒪᓗ ᐃᓕᖅᑯᓯᖅᑐᖃᕐᒥᒍᑦ ᐱᖅᑯᑎᒋᔭᐅᔪᖅᑲᐅᓂᖏᓐᓄᑦ ᐃᓄᖕᓄᑦ *(ᐃᓄᐃᑦ ᐃᑲᔫᓯᐊᒃᓴᖏᓐᓄᑦ ᐊᖏᕈᑎᓃᑦ 2.1.7-ᒥ).* ᑕᒪᒃᑯᐊ ᐃᓚᖃᖅᑐᑦ ᓴᐳᓐᓂᐊᖅᑕᐅᓂᖏᓐᓂᒃ ᐱᑕᖃᐃᓐᓇᖅᑯᑦᑐᓕᑦ ᐃᓄᖃᕐᕕᐅᓚᐅᖅᑐᑐᖃᐃᑦ, ᐱᖅᑯᑎᕕᓂᖃᕐᕕᐅᔪᑦ, ᐊᒻᒪᓗ ᐃᓄᖕᓄᑦ ᐱᒻᒪᕆᐅᓂᖃᖅᑐᑦ ᐃᓕᖅᑯᓯᖕᓄᑦ ᓄᓇᐃᑦ. ᑕᒪᕐᒥᒃ ᐱᓕᕆᐊᕆᔭᐅᔪᑦ ᑎᖕᒥᐊᖃᕐᕕᖕᒥ ᒪᓕᒋᐊᖃᖅᑐᑦ *ᓄᓇᕗᒻᒥ ᐃᓄᖃᕐᕕᐅᓚᐅᖅᓯᒪᔪᓂᒃ ᐊᒻᒪᓗ ᓴᐳᓂᐱᓂᖃᕐᕕᐅᓂᖏᓐᓂᒃ ᒪᓕᒐᓪᓗᑐᓄᓴᐅᔪᓂᒃ, ᐃᓗᓕᖏᓃᑦᑐᓂᒡᓗ ᓄᓇᕗᒻᒥ ᓄᓇᑖᕈᑎᓂᒃ 33-ᒥ.* ᑭᓇᑐᐃᓐᓇᖅ ᐱᔪᓐᓇᐅᑎᓕᒃ ᑕᐅᕙᓂ ᓇᓂᓯᒍᓂ ᖃᐅᔨᒪᔭᐅᖏᑦᑐᓂᒃ ᐃᓄᖃᕐᕕᕕᓂᑐᖃᕐᓂᒃ, ᐱᖅᑯᑎᓂᒃ, ᐱᖅᑯᑎᕕᓂᑐᖃᕐᓂᒡᓗᓐᓃᑦ, ᐊᔾᔨᓕᐅᕆᔭᓇᐊᖃᖅᐳᖅ, ᑎᑎᕋᕐᓗᓂᓗ ᓄᓇᖑᐊᑎᒧᑦ ᓇᓃᓐᓂᖏᑦ. ᑕᒪᒃᑯᐊ ᖃᐅᔨᑎᑦᑎᔾᔪᑎᒃᓴᐃᑦ ᑐᓂᔭᐅᓂᐊᖅᑐᑦ ᓄᓇᕗᑦ ᒐᕙᒪᒃᑯᖏᑦ ᐃᓕᖅᑯᓯᓕᕆᔨᖏᓐᓄᑦ, ᑕᐃᒃᑯᓄᖓᓗ ᐃᓄᐃᑦ ᐱᐅᓯᑐᖃᖏᓐᓂᒃ ᐸᐸᑦᑎᓯᓄᑦ ᐊᒻᒪᓗ ᑐᓐᖓᕕᒃᑯᓐᓄᑦ, ᐊᔪᕐᓇᕈᓐᓇᐅᔭᖅᐸᑦ.

ᐊᐅᓚᑕᐅᓂᖓ ᐃᑲᑦᑐᐊᑉ ᑎᖕᒥᐊᖃᕐᕕᖓᓂ ᐊᑐᓇᐊᖃᖏᑕᖅ ᐃᓄᐃᑦ ᐃᓅᓯᖏᓐᓂᒃ ᐃᓕᖅᑯᓯᕆᔭᖏᓐᓄᓪᓗ ᐊᒃᓯᕐᓇᑐᒃᑯᐱᑕᐅᔪᓐᓇᖅᑐᓂᒃ, ᐊᑐᖅᑕᐳᓇᐊᖃᕐᓂᖏᓐᓂᒃ ᓄᓇᒥᒃ (ᑕᐃᒃᑯᓂᖓᓗ ᐃᓄᖕᓄᑦ ᐱᒻᒪᕆᐅᑎᑕᐅᓂᖏᓐᓂᒃ ᓄᓇᓂᒃ) ᐃᒪᖅᑯᑎᖏᓐᓂᒃ ᐊᒻᒪᓗ ᓄᓇᒥᐅᑕᓂᒃ ᐱᔭᕐᓇᖅᑐᖃᕐᓂᖏᓐᓂᒃ ᑎᖕᒥᐊᖃᕐᕕᖕᒥ *(ᐃᓄᐃᑦ ᐃᑲᔫᓯᐊᒃᓴᖏᓐᓄᑦ ᐊᖏᕈᑏᑦ 2.1.4).* ᐊᐅᓚᑎᓂᖓᓂ ᑎᖕᒥᐊᖃᕐᕕᖕᒥᒃ, ᓴᐳᓐᓂᐊᕐᒪᑕ, ᐃᑲᔪᖅᓯᐃᑦᑐᑎᒡᓗ ᐊᑐᓕᖁᔨᑦᑐᑎᒡᓗ ᐃᓄᐃᑦ

ᑕᐃᒎᓯᑐᖃᖏᓐᓂᒃ ᓄᓇᓂᒃ ᐊᑐᖅᑕᐅᕙᖕᓂᖏᑦᓗ ᐃᓄᐃᑦ ᐅᖃᐅᓯᑐᖃᖏᓐᓂᒃ (*ᐃᓄᐃᑦ ᐃᑲᔫᓯᐊᒃᓴᖏᓐᓄᑦ ᐊᖏᕈᑏᑦ 2.1.6*). ᑲᓇᑕᒥ ᐆᒪᔪᓕᕆᔾᑯᑦ ᐃᕐᓂᐅᕐᕕᒃᑯᑦᓗ ᐊᐅᓚᑦᑎᔨᐅᖃᑕᐅᓂᕐᒧᑦ ᑲᑎᒪᔨᕋᓛᖏᑦ ᑐᑭᓯᓂᐊᖃᑕᕐᓂᐊᖅᑐᑦ ᑐᓐᖓᕕᒃᑯᓐᓂᒃ ᐱᔾᔪᑎᖃᖅᑐᓂᒃ ᐃᓄᖃᕐᕕᐅᕙᓚᐅᖅᑐᑐᖃᐅᔪᓂᒃ, ᐃᓄᖕᓄᑦᓗ ᐱᒻᒪᕆᐅᔪᓂᒃ ᐃᓕᖅᑯᓯᑐᖃᒥᒍᑦ ᓄᓇᓕᕆᓂᕐᒥᒃ, ᖃᐅᔨᒪᔭᐅᓕᖅᑐᓂᒃ ᖃᐅᔨᕆᐊᖅᑕᐅᓚᐅᕐᓂᖏᓐᓂᒃ ᒪᓕᒃᓱᑎᒃ *6.4-ᒥᒃ 6.7-ᒧᑦ ᐃᓂᐃᑦ ᐃᑲᔫᓯᐊᒃᓴᖏᓄᑦ ᐊᖏᕉᑎᓂᒃ*, ᐱᔭᕆᐊᖃᕌᖓᒥᒃ, ᐊᐅᓚᑦᑎᓂᖏᓐᓂᒃ ᑎᖕᒥᐊᖃᕐᕕᖕᒥᒃ.

ᑲᓇᑕᒥ ᐆᒪᔪᓕᕆᔾᖏᑦ ᐃᕐᓂᐅᕐᕕᒃᑯᑦᓗ ᐊᐅᓚᑦᑎᔨᐅᖃᑕᐅᓂᕐᒧᑦ ᑲᑎᒪᔨᕋᓛᑦ ᓄᓇᒥᒃ ᖃᐅᔨᓴᖅᑕᐅᑎᑦᑎᕙᖕᓂᐊᖅᑐᑦ, ᖃᐅᔨᒪᔪᓂᒃ ᐊᑯᓂ ᐱᓕᕆᐊᖃᓕᓂᐅᔪᓂᒃ ᐊᔪᖏᓐᓂᖃᖅᑐᓂᒃ, ᑎᑎᕋᖅᑕᐅᓂᖏᓐᓂᓪᓗ, ᑐᑭᓯᓂᐊᕈᑕᐅᓂᖏᓐᓂᒃ, ᓴᐳᓐᓂᐊᖅᑕᐅᓂᖏᓂᓪᓗ ᓄᓇᒥᐅᑕᕆᔭᐃᑦ ᑎᖕᒥᐊᖃᕐᕖᑦᑐᑦ. ᑕᒪᒃᑯᐊ ᐃᑲᔪᕐᓂᖃᓂᐊᖅᑐᑦ ᖃᐅᔨᒪᔾᔪᑕᐅᕙᖕᓂᕐᒧᑦ ᐊᐅᓚᑦᑎᓂᖏᓐᓂ ᐃᓱᒪᓕᐅᕈᑕᐅᖃᑕᕆᐊᓕᖕᓄᑦ.

6.1.2 ᐆᒪᔪᖃᕐᕖᑦ ᐱᒻᒪᕆᐅᔪᑦ ᐃᓄᖕᓄᑦ

ᑐᓐᖓᕕᒃᑯᑦ ᐃᓕᑕᕆᔭᐅᑎᑦᑎᓂᐊᖅᑐᑦ ᐆᒪᔪᖃᕐᕕᐅᓂᖏᓐᓂᒃ ᐱᒻᒪᕆᐅᓂᖅᑐᓂᒃ ᐃᓄᖕᓄᑦ ᖃᖅᓴᐅᖅᑑᑉ ᑎᖕᒥᐊᖃᕐᕕᖓᓂᒃ, ᐊᑐᕐᓗᑎᒃ *ᐃᓗᓕᖏᓐᓂᒃ 6-ᒥ, ᐃᓄᐃᑦ ᐃᑲᔫᓯᐊᒃᓴᓄᑦ ᐊᖏᕉᑎᓅᑐᓂᒃ*, ᑐᓂᔭᐅᖃᑕᐅᓗᑎᓪᓗ ᑲᓇᑕᒥ ᐆᒪᔪᓕᕆᔾᑯᖏᓐᓄᑦ. ᑕᒪᒃᑯᐊ ᐊᐅᓚᑕᐅᖕᓂᐊᖅᑐᑦ ᐱᓕᕆᖃᑎᖃᖅᑐᑎᒃ ᐊᓯᖏᓐᓂᒃ ᐱᓕᕆᖃᑎᒋᔭᐅᕙᖕᒥᔪᓂᒃ ᐊᐅᓚᑦᑎᔨᐅᔪᓐᓇᖅᑎᑕᐅᔪᓂᒃ ᐆᒪᔪᓕᕆᓂᕐᒥᒃ ᐊᒻᒪᓗ ᒪᓕᒃᑕᐅᓗᑎᒃ ᐅᖃᐅᓯᐅᓯᒪᔪᑦ *ᐃᓗᓕᖏᓐᓂ 5 ᓄᓇᕗᒻᒥ ᓄᓈᕈᑎᓂ ᐊᖏᕈᑎᓂ (ᐃᓄᐃᑦ ᐃᑲᔫᓯᐊᒃᓴᖏᓐᓄᑦ ᐊᖏᕈᑏᑦ 12.2-ᒥ)*. ᐊᐅᓚᑦᑎᕙᖕᓂᖏᓐᓂ ᑎᖕᒥᐊᖃᕐᕕᖏᓐᓂᒃ, ᑕᐃᒃᑯᓂᖓᓗ ᓄᓇᓂᒃ ᐆᒪᔪᖃᕐᕕᐅᓂᖏᓐᓂᒃ, ᐱᒻᒪᕆᐅᔪᓂᒃ ᐃᓄᖕᓄᑦ, ᐆᒪᔪᓕᕆᔾᑯᑦ ᐃᒪᓐᓇᐃᓕᐅᖃᑕᕐᓂᐊᖅᑐᑦ:

(1) ᐸᕝᕕᒃᓴᒃᑕᐅᓗᐊᖅᑎᑦᑎᑕᐃᓕᒪᓂᖅ ᐆᒪᔪᓂᒃ ᐊᒻᒪᓗ ᐆᒪᔪᖃᕐᕕᐅᕙᒃᑐᓂᒃ, ᐊᒻᒪᓗ ᖃᓄᐃᓕᔭᐅᑎᑦᑎᑕᐃᓕᒪᐃᓐᓇᕆᐊᕐᓗᑎᓪᓗ, ᐱᑕᖃᕆᐊᖃᒻᒪᕆᒃᑐᓂᒃ, ᖃᓄᐃᖏᑦᑐᓂᒃ ᐆᒪᔪᖁᑎᖏᓐᓂᒃ, ᐊᒥᓱᑦᑎᐊᕐᓂᖏᓐᓂᓪᓗ;
(2) ᑕᒪᐃᓐᓂᒃ ᐱᓇᓱᑦᑎᐊᖃᑦᑕᕐᓗᑎᒃ ᑐᑭᓕᐅᑦᑎᐊᖅᑐᓂᒃ, ᒪᓕᒃᑐᓂᒃ ᒥᓂᔅᑕᐅᑉ ᐊᐅᓚᑦᑎᔨᐅᔪᓐᓇᕐᕕᒋᔭᖏᓐᓂᒃ ᐊᑐᕐᓗᑎᒃ ᑕᐃᒃᑯᓂᖓ ᑲᑎᒪᐅᑕᐅᓯᒪᕙᖕᓂᖏᓐᓂᒃ ᑎᖕᒥᐊᓕᕆᓂᕐᒧᑦ ᒪᓕᒐᓕᐊᖑᓯᒪᔪᓂᒃ ᐊᒻᒪᓗ ᐆᒪᔪᐃᑦ ᐊᒥᓲᖏᓗᐊᓕᕐᓂᖏᓐᓄᑦ ᒪᓕᒐᕆᔭᐅᔪᓂᒃ, ᐃᒃᐱᒍᓱᑦᑎᐊᕆᐊᖃᕐᓂᖏᓐᓄᑦ ᐃᓄᐃᑦ ᐃᓕᖁᓯᐊᒍᑦ ᐆᒪᔪᖃᕐᕕᐅᔪᑦ ᐱᒻᒪᕆᐅᑎᑕᐅᕙᖕᓂᖏᑦ, ᐊᑐᖅᑕᐅᔭᕆᐊᖃᕆᓗᑎᒃ ᖃᓄᐃᑦᑐᑐᐃᓐᓇᐃᑦ ᐃᓄᐃᑦ ᖃᐅᔨᒪᔭᑐᖃᖏᑦ ᑎᑎᕋᖅᓯᒪᔪᑦ, ᖃᐃᑕᐅᓯᒪᔪᓗᓐᓃᑦ ᐃᓄᖕᓂᖖᖅᑐᑦ, ᐃᕐᓂᐅᕐᕕᒃᑯᓂᓪᓗ ᐊᐅᓚᑦᑎᔩᑦ ᑲᑎᒪᔨᕋᓛᖏᓐᓂᖖᖅᑐᑦ, ᐊᓯᖏᓐᓂᖖᖅᑐᓪᓗ ᖃᐅᔨᒪᔭᐃᓕᕆᔭᐅᕙᖕᒥᔪᓂᒃ;
(3) ᖃᐅᔨᓴᖅᑕᐅᖃᑕᕐᓗᑎᒃ ᐃᓄᖁᑎᒋᔭᐅᔪᓄᑦ ᐃᓱᒪᓘᑕᐅᓂᖏᑦ ᓴᐳᓐᓂᐊᖅᑕᐅᖁᔨᓂᖏᓐᓂᒃ ᐊᐅᓚᑦᑎᖁᔭᐅᓂᖏᓐᓂᓪᓗᓐᓃᑦ ᐆᒪᔪᓂᒃ, ᑎᑎᕋᖅᑕᐅᖃᑕᕐᓗᑎᓪᓗ ᖃᓄᐃᓕᔭᐅᓂᖏᑦ ᑭᐅᔭᐅᓂᖏᓐᓄᑦ ᐅᕝᕙᓗᓐᓃᑦ ᐅᖃᐅᓯᕆᖃᑕᕐᓗᓂᒋᑦ ᐆᒪᔪᕐᓂᒃ ᐊᐅᓚᑦᑎᔨᐅᕙᒃᑐᑦ ᐱᓕᕆᕚᖓᓄᑦ; ᐊᒻᒪᓗ
(4) ᓇᒻᒪᒃᓯᔭᖄᖑᑦ, ᑐᑭᓯᐊᓂᕐᕕᐅᖃᑕᕐᓗᑎᒃ ᐃᓄᐃᑦ ᐃᓱᒪᓘᑕᐅᔪᓂᒃ ᐊᑑᑎᖃᑦᑎᐊᖅᑐᓂᒃ ᐊᕿᐅᒪᑦᑎᐊᖅᑐᓂᓪᓗ ᐊᐅᓚᑦᑎᔭᕆᐊᖃᕐᓂᖏᓐᓂᒃ ᐆᒪᔪᓕᕆᓂᕐᒥᒃ ᐊᒻᒪᓗ ᐆᒪᔪᖃᕐᕕᐅᕙᒃᑐᓂᒃ ᓄᓇᓂᒃ ᑎᖕᒥᐊᖃᕐᕖᑦᑐᓂᒃ.

6.1.3 ᐃᓄᐃᑦ ᑕᐅᕙᓂ ᑕᐃᒎᓯᑐᖃᖏᑦ ᓄᓇᒧᑦ ᐃᒪᕐᓄᓪᓗ

ᐱᔭᒃᓴᖃᖅᑎᑕᐅᕗᑦ ᐊᑖᒍᑦ ᐃᓄᐃᑦ *ᐃᑲᔫᓯᐊᒃᓴᖏᓄᑦ ᐊᖏᕉᑎᑎᒍᑦ (ᑎᑎᖃᖏᓐᓂ 2.1.6-ᒥ)* ᑎᑎᕋᖃᑕᕆᐊᖃᕐᓂᖏᓐᓂᒃ ᐃᓄᖕᓄᑦ ᑕᐅᕙᓂ ᑕᐃᒎᓯᑐᖃᕆᔭᐅᔪᓂᒃ ᓄᓇᒧᑦ ᐃᒪᕐᓄᓗᓐᓃᑦ, ᐊᑐᓕᖅᑎᑕᐅᕙᓪᓕᐊᔭᕆᐊᖃᕐᓂᖏᓐᓄᑦ ᑕᒪᒃᑯᐊ ᐊᐅᓚᑦᑎᔨᐅᓂᖏᓐᓄᑦ ᓴᐳᓐᓂᐊᖅᑕᐅᓯᒪᕝᕕᐅᑎᑕᐅᔪᓂᒃ. ᓄᓇᒧᑦ ᑕᐃᒎᓯᑐᖃᐃᑦ ᑎᑎᕋᖅᑕᐅᓚᐅᖅᓯᒪᔪᑦ ᒪᕐᕈᐃᖅᑕᖅᓯᑎᒃ ᓴᓕᓐᓂ (2006-ᒥᓗ 2012-ᒥᓗ). ᑲᓇᑕᒥ ᐆᒪᔪᓕᕆᔨᖏᑦ ᐃᕐᓂᐅᕐᕕᒃᑯᓪᓗ ᐊᐅᓚᑦᑎᔨᐅᖃᑕᐅᔪᑦ ᐊᑐᓕᖅᑎᑦᑎᕙᓪᓕᐊᓇᓱᐃᓐᓇᖅᓂᐊᖅᒥᔪᑦ ᐊᓯᖏᓐᓂᒃ ᖃᐅᔨᒪᔭᐅᓂᖏᓐᓂᒃ ᑲᑎᖅᓱᖅᑕᐅᓯᒪᔪᓂᒃ ᐊᑐᓕᑎᑕᐅᓂᐊᕐᒪᑕ ᑎᑎᖅᑕᐅᑦᑎᐊᒃᑲᓐᓂᕐᓗᑎᒃ ᖃᐅᔨᒪᔭᐅᖁᔭᐅᓪᓗᒋᑦ ᑕᐃᒃᑯᐊ.

6.2 ᐆᒪᔪᓕᕆᓂᕐᒥᒃ ᐊᒻᒪᓗ ᐆᒪᔪᖃᕐᕕᐅᕙᖕᓂᖏᓐᓂᒃ

6.2.1 ᐊᓯᔾᔨᖅᑕᐅᓂᖓ ᐃᓕᑕᕆᔭᐅᓯᒪᔪᖅ ᖃᓄᐃᑦᑑᓂᖓᓂ ᓴᐳᓐᓂᐊᖅᓯᒪᕝᕕᐅᓂᖅ

ᒫᓐᓇᐅᔪᖅ ᑕᒪᓐᓇ ᑎᖕᒥᐊᖃᕐᕕᒃ ᓴᐳᓐᓂᐊᖅᑕᐅᓯᒪᓂᖓ ᐊᑑᑎᖃᑦᑎᐊᖅᑐᐊᓘᒐᓗᐊᖅᓱᓂ ᑎᖕᒥᐊᖃᕐᕕᐅᓂᕐᒧᑦ, ᐊᓯᖏᑕᐅᖅ ᐆᒪᔪᐃᑦ ᐊᒥᓲᖏᓗᐊᓕᖅᑐᑦ ᐊᒻᒪᓗ ᐅᒪᔪᐃᑦ ᐃᑲᔪᖅᑕᐅᕚᓪᓕᕈᓐᓇᖅᐳᑦ ᐊᕐᕋᒍᓕᒫᖅ ᓴᐳᓐᓂᐊᖅᑕᐅᔪᓐᓇᖅᓯᕚᕈᑎᒃ. ᑲᓇᑕᓕᒫᒥ ᐆᒪᔪᖃᕐᕕᐅᓕᕈᓂ ᐱᐅᓂᖅᓴᓂᒃ ᓴᐳᓐᓂᐊᖅᑕᐅᓯᒪᓕᕈᓐᓇᕐᒪᑕ ᑕᒪᕐᒥᒃ ᐆᒪᔪᐃᑦ ᐊᒻᒪᓗ ᐃᓄᖕᓄᑦ ᐱᒻᒪᕆᐅᓂᖏᑦ ᓄᓇᐃᑦ, ᐊᒻᒪᓗ ᐊᖑᒪᔪᓐᓇᕐᓂᖅᓴᐅᓕᕈᓐᓇᖅᓯᑎᒃ ᐊᑐᕐᓗᑎᒃ ᐃᓄᐃᑦ *ᐃᑲᔫᓯᐊᒃᓴᖏᓄᑦ ᐊᖏᕈᑎᓂᒃ.* ᒪᓕᒐᖃᐅᕐᒪᑦ ᑎᒃᑯᐊᖅᑕᐅᔪᓐᓇᕐᓂᖏᓐᓄᑦ ᓄᓇᐃᑦ ᑲᓇᑕᓕᒫᒥ ᐆᒪᔪᖃᕐᕕᐅᓂᕐᒧᑦ, ᑕᐃᒪᐃᓕᖓᑦᑎᐊᖅᑐᓂᒃ ᒪᓕᒐᐅᔪᓂᒃ ᒪᓕᒃᓯᒪᑦᑎᐊᖅᐳᑦ ᐃᑲᑦᑐᐊᕐᒥ ᑎᖕᒥᐊᖃᕐᕕᒃ (ᐃᓗᓕᖏᓐᓂᒃ 8-ᒦᑦᑐᓂᒃ).

ᐃᕐᓂᐅᕐᕕᒃᑯᑦ ᐊᐅᓚᑦᑎᔨᐅᖃᑕᐅᔪᑦ ᑲᑎᒪᔨᖀᖏᑦ ᑕᒪᐃᓐᓂᑦᑎᐊᖅ ᐃᑲᔪᖅᓯᐃᕗᑦ ᑎᒃᑯᐊᖅᑕᐅᖕᒫᖁᓯᐅᓂᖏᓐᓂᒃ ᑕᐃᒪᓐᓇ. ᐃᕐᓂᐅᕐᕕᒃᑯᑦ ᑎᑎᕋᖅᓯᒪᓕᖅᑐᑦ ᑲᓇᑕᒥ ᐆᒪᔪᓕᕆᔨᓄᑦ, ᑐᓐᖓᕕᒃᑯᓄᓪᓗ, ᑭᕙᓪᓕᕐᒥ ᐃᓄᐃᑦ ᑲᑐᔾᔨᖃᑎᒌᖏᓐᓄᑦ (ᔪᓚᐃ 06, 2015-ᖑᑎᓪᓗᒍ), ᐱᓪᓚᕆᒃᑯᑦ ᑐᒃᓯᕋᖅᓯᒪᓪᓗᑎᒃ ᑲᓇᑕᒥ ᐆᒪᔪᓕᕆᔨᒃᑯᓐᓂᒃ ᐱᓇᓱᐊᖁᓯᓂᖅ ᐊᑐᖅᑕᐅᖕᒫᓐᓇᖅᑐᓂᒃ ᖃᓄᐃᓕᖓᓂᖓᓂᒃ ᓴᐳᓐᓂᐊᖅᑕᐅᓯᒪᕝᕕᐅᑉ ᐊᓯᔾᔨᖅᑕᐅᖁᓪᓗᒍ. ᐃᓗᓕᖏᑦ *13-ᒦᑦᑐᑦ ᐃᓄᐃᑦ ᐃᑲᔫᓯᐊᒃᓴᖏᓄᑦ ᐊᖏᕉᑎᑎᒍᑦ* ᐅᓂᒃᑳᖅᓯᒪᑦᑎᐊᖅᑐᑦ ᖃᓄᐃᓕᐅᕆᐊᖃᕐᓂᖏᓐᓂᒃ, ᒪᑯᓂᖓᓗ ᐃᓚᖃᖅᓱᑎᒃ, (ᑕᒪᒃᑯᓂᖓᑑᖏᒻᒥᔪᖅ) ᖃᐅᔨᒪᑎᑦᑎᔭᕆᐊᖃᕐᓂᖏᓐᓂᓗ ᑐᓐᖓᕕᒃᑯᓐᓂᒃ, ᑭᕙᓪᓕᕐᒥ ᐃᓄᐃᑦ ᑲᑐᔾᔨᖃᑎᒌᖏᓐᓂᒃ, ᐊᒃᑐᖅᓯᒪᖃᑕᐅᓂᐊᖅᑐᓂᒃ ᓄᓇᓕᖕᓂ, ᐃᕐᓂᐅᕐᕕᒃᑯᓪᓗ ᐊᐅᓚᑦᑎᔨᐅᖃᑕᐅᓂᖏᑦ ᑲᑎᒪᔨᖀᖏᓐᓂᒃ, ᐃᓚᒋᔭᐅᓂᐊᖅᓯᑎᓗ ᓴᕿᑎᑕᐅᓂᐊᖅᑐᑦ ᖃᐅᔨᓴᖅᑎᒃᓴᐃᑦ ᑎᒥᖁᑎᖏᑦ ᐃᓱᒪᒃᓴᖅᓯᐅᕈᑎᖃᕐᓂᐊᖅᑐᑦ ᐃᓕᑕᕆᔭᐅᓯᒪᓂᖓᓂᒃ ᐊᓯᔾᔨᖅᑕᐅᓂᐊᕐᒪᖔᑕ ᐅᖃᐅᓯᐅᔪᓐᓇᓇᕗᑦ ᑲᒪᒋᔭᐅᓂᖓ.

6.2.2 ᐊᒥᓲᓗᐊᓕᕐᓂᖏᑦ ᑲᖑᐃᑦ

ᐊᒥᓲᓗᐊᖅᑐᒻᒪᕆᐊᓘᓕᕐᓂᖏᑦ, ᓇᒧᑎᒋᓗ, ᐊᕙᑎᒥᒡᓗ ᐊᒃᑐᖅᓯᕙᓪᓕᐊᓂᖏᑦ ᑲᖑᐃᑦ ᓂᕐᑭᒃᓴᖅᓯᐅᓗᐊᕐᑲᑕᓕᕐᓂᖏᑦ ᐃᓗᐊᓂ ᐃᑲᑦᑐᐊᑉ ᑎᖕᒥᐊᕐᑲᕐᕕᖓᓂ ᓱᓕ ᑐᑭᓯᐅᒪᔭᐅᑦᑎᐊᖏᓚᑦ, ᑭᓯᐊᓂ ᐆᒪᔪᓕᕆᔨᒃᑯᑦ ᑕᒪᐃᓐᓂᒃ ᐃᓱᒪᒃᓴᖅᓯᐅᕈᑎᖃᕐᓂᐊᖅᑐᑦ ᐊᐅᓚᑕᐅᔪᓐᓇᕐᓂᖏᓐᓂᒃ ᖃᓄᐃᓕᖓᓕᕈᓐᓇᕐᓂᖏᓐᓂᒃ, ᐊᒻᒪᓗ ᐊᑐᖅᑕᐅᔪᓐᓇᖅᑐᓂᒃ ᖃᓄᐃᓕᐅᕈᑎᒃᓴᐅᓂᖏᑦ. ᑲᖑᐃᑦ ᐊᒥᓲᓗᐊᓕᕐᒪᑕ ᖃᐅᔨᓴᖅᑕᐅᓯᒪᔪᓂᒡᓗ ᑎᑎᕋᖅᓯᒪᓕᖅᑐᑦ ᐊᒃᑐᖅᑕᐅᓕᕐᓂᖏᑦ ᓄᓇᖏᑦ ᑎᖕᒥᐊᕐᑲᕐᕕᖕᒥ, ᖃᓂᒋᔮᖏᓐᓂ ᑲᖑᕐᑲᕐᕕᐅᔪᓂ (ᑳᑐ, ᐱᓕᕆᖃᑎᖏᓪᓗ-Carter, et al., 2018; ᖴᓐᑌᓐ ᐊᒻᒪᓗ ᒫᓗᕆ-Fontaine and Mallory, 2011). ᐃᓱᒪᖅᓲᑕᐅᓗᑎᒃ ᖃᐅᔨᖅᓯᐅᕐᕕᐅᔪᓐᓇᖅᓯᓯᒪᔫᑦ ᑲᓇᑕᒥᓗ ᐊᒥᐊᓕᑲᒥᐅᓂᓗ ᓄᓈᓗᐊᑕ ᕿᑎᖅᐸᓯᐊᓂ ᑲᖑᐃᑦ, ᑕᐃᒪᖓᑦ 1999. ᑲᖑᖅᑕᐅᖃᑦᑕᕐᓂᖏᑦ ᐊᒥᓱᕈᖅᓯᒪᑌᐊᖅᓯᑎᒃ, ᑲᖑᐃᑦ ᐊᒥᓲᕈᖅᐸᓪᓕᐊᖏᓇᑐᐃᓇᓇᕗᑦ, ᐊᒥᓲᖏᓂᖅᓴᐅᕙᓕᖅᓯᑎᒃ ᑲᖑᖅᑕᐅᕙᖕᓂᖏᑦ ᑕᒪᐃᓐᓂᒃ. ᑕᐃᒪᐃᑲᓗᐊᖅᑎᓪᓗᒍ, ᑯᖑᐃᑦ ᒪᓐᓂᐅᕋᑖᓚᐅᕐᓂᖏᑦ ᐱᕈᐊᓂᒃᓯᒪᖏᓐᓂᖅᓴᐅᕙᓕᕐᒥᔭᑦ, ᑲᖑᐃᑦ ᐊᒥᓱᕈᖅᐸᓪᓕᐊᒐᓗᐊᖅᑎᓪᓗᒋᑦ, ᐊᒥᓲᓂᖏᓪᓗ ᓇᓕᒍᑉᐸᓪᓕᐊᔾᔨᒥᓕᖅᑐᑦ ᐃᖏᒍᑦ ᒫᓇᓵᖑᓯᒪᓕᖅᑐᖅ ᐊᕋᒍᓂᒃ (Ross, et al., 2017).

ᐃᕐᓂᐅᕝᕕᒃᑯᑦ ᐊᐅᓚᑦᑎᔨᐅᕐᑲᑕᐅᒍᑦ ᐃᑲᔪᖅᓯᐃᓯᒪᒍᑦ ᐊᒥᓱᑲᓴᖏᓐᓂᒃ ᖃᓄᐃᓕᐅᕈᑕᐅᓇᓱᒃᑐᓂᒃ ᐊᒥᓱᕈᓇᐊᕈᑕᐅᕐᑯᔨᓂᖏᓐᓂᒃ ᑲᖑᖅᑕᐅᕐᑲᑦᑕᕐᓂᖏᓐᓂᒃ. ᑕᒪᑯᓂᖓ ᐃᓚᖃᖅᐳᑦ ᐊᑐᓕᖅᑎᑦᑎᕙᓕᐊᓇᓱᖕᓂᖅ ᑲᖅᓯᐅᕐᑲᑦᑯᔨᓂᕐᒥᒃ, ᓄᓇᓕᖕᓂᓗ ᓄᓇᓕᖓᑕ ᓯᓚᑖᓄᑦ ᐊᐃᑦᑐᐃᕐᑲᑕᕈᓐᓴᕐᓂᖏᓐᓂᒃ, ᐊᖑᓇᓱᒋᐊᕈᔾᔨᕐᑲᑦᑕᕐᓂᖏᓐᓂᒃ ᐊᒻᒪᓗ ᑮᓇᐅᔭᓕᐅᕈᑕᐅᔭᓐᓇᕐᓂᖏᓐᓂᒃ (Carter, et al., 2018). ᑭᓯᐊᓂᓕᑕᐅᖅ, ᐃᕐᓂᐅᕝᕕᒃᑯᑦ ᐃᓕᑕᖅᓯᓯᒪᒋᕗᑦ ᖃᖑᐃᑦ ᐱᒻᒪᓇᐅᓂᖃᕐᓂᖏᓐᓂᒃ ᐊᕙᑎᐅᓂᕐᒧᑦ, ᐊᕙᑎᒥᐅᑕᖏᓐᓄᓪᓗ ᐆᒪᔪᖃᕐᓂᖏᓐᓄᓪᓗ ᐃᑲᑦᑐᐊᑉ ᑎᖕᒥᐊᕐᑲᕕᖕᖓᓂ. ᑲᔪᓯᕙᓪᓕᐊᖏᓇᖅᑐᒥ ᖃᐅᔨᓴᖅᑕᐅᕙᓪᓕᐊᕐᑲᑕᕐᓗᑎᒃ, ᓇᐅᑦᑎᖅᑐᖅᑕᐅᖃᑕᐃᓇᕐᓗᑎᓪᓗ ᐃᑲᔪᕐᓂᖃᕈᓇᕐᒪᑦ ᑐᑭᓯᐅᒪᓂᖅᓴᐅᔭᓇᕐᓂᕐᒧᑦ ᖃᓄᐃᓕᖓᓕᕈᑕᐅᕙᖕᓂᖏᓐᓂᒃ ᓄᓕᐊᕐᑲᑦᑕᓲᖑᓂᖏᓐᓄᑦ, ᐊᓯᖏᓐᓗ ᖃᐅᔨᕚᓕᕈᑕᐅᔭᓇᕐᓂᖏᑦ ᐆᒪᔪᐃᑦ ᐱᑕᕐᑲᓲᖑᓂᖏᓐᓂᒃ ᐃᑲᑦᑐᐊᕐᒥ ᑎᖕᒥᐊᕐᑲᕐᕕᖕᒥ. ᐃᕐᓂᐅᕝᕕᒃᑯᑦ ᐊᑐᕐᓂᐊᖅᑐᑦ ᐱᐅᓂᖅᐹᓂᒃ ᖃᐅᔨᒪᔾᔪᑎᒃᓴᐅᔪᓂᒃ ᐃᑲᔪᖅᓯᐃᓗᑎᓪᓗ ᐊᔾᔨᒌᖏᑦᑑᑎᐅᔪᓂᒃ ᖃᐅᔨᓴᖅᑕᐅᔾᔪᑎᒃᓴᖏᓐᓂᒃ, ᓇᐅᑦᑎᖅᑐᖅᑕᐅᕙᓪᓕᐊᕐᑲᑕᕐᓂᖏᓐᓄᓪᓗ. ᐊᕙᑎᓕᕆᔨᐅᔪᐃᑦ ᖃᐅᔨᓴᖅᐸᓪᓕᐊᓕᖅᑐᑦ ᐊᒃᑐᖅᑕᐅᓯᒪᓂᖏᓐᓂᒃ ᐆᒪᔪᖅᑲᐅᕙᖕᓂᖏᑦ ᓄᓇᐃᑦ ᐊᓯᖏᓐᓂᓗ ᑎᑭᐸᖕᒥᔪᓂᒃ ᑎᖕᒥᐊᕐᓂᒃ ᐊᒻᒪᓗ ᐊᓯᖏᓐᓂᒃ ᐆᒪᔪᓂᒃ ᑕᐅᕙᓃᖅᑲᑕᕐᒥᔪᓂᒃ.

6.2.3 ᐆᒪᔪᐃᑦ ᐊᒥᓲᖏᑐᐊᓕᖅᑐᑦ

ᖃᖓᑐᐃᓇᖅ ᐆᒪᔪᐃᑦ ᐃᓕᑕᕆᔭᐅᔭᕙᖕᒐᑕ ᒪᓕᒐᖅᑎᒍᑦ ᐊᒥᓲᖏᑐᐊᓕᕐᓂᕋᖅᑕᐅᓂᖓᑦ, ᐊᑐᕐᓗᑎᒃ *ᐆᒪᔪᐃᑦ ᐊᒥᓲᖏᑐᐊᓕᕐᓂᖏᓐᓄᑦ ᒪᓕᒐᕐᓂᒃ*, ᐊᒥᓱᕈᖅᓯᐊᓇᔭᐅᓂᖏᓐᓄᑦ ᖃᐅᔨᓴᖅᑕᐅᔪᓂᒃᑕᐅᓯᒪᖃᑦᑕᓇᐊᖃᖅᐳᑦ

(ᓇᓗᓇᐃᖅᑕᐅᓯᒪᓕᖅᑐᓂᒃ ᐆᒪᔪᐃᑦ ‘ᓄᖑᓕᒫᓕᕐᓂᕐᒥᒃ’ ᐅᕝᕙᓗᓐᓃᑦ ‘ᐅᓗᕆᐊᓇᖅᑑᓂᕐᒥᒃ’) ᐅᕝᕙᓗᓐᓃᑦ ᐊᐅᓚᑦᑎᓂᕐᒧᑦ ᐸᕐᓇᐅᑎᓂ ᐅᖃᐅᓯᐅᓯᒪᒍᑎᒃ (ᐆᒪᔪᓂᒃ ᑕᐃᔭᐅᓕᖅᑐᓂᒃ ‘ᐊᔾᔨᐅᖏᑦᑐᒥᒃ ᐃᓱᒪᑑᑕᐅᓂᕐᒥᒃ’) ᑐᕋᖓᓂᐊᖅᑐᓂᒃ ᐊᒥᓱᕈᖅᓲᓂᕐᒧᑦ ᖃᓄᐃᓕᐅᕈᑎᒃᓴᖃᕆᐊᖃᕐᓂᖏᓐᓄᑦ ᑕᒪᒃᑯᐊ. ᑕᒪᒃᑯᐊ ᑎᑎᕋᖅᓯᒪᓂᐊᖅᑐᑦ ᐅᓂᒃᑳᓂᐊᖅᑐᑦ ᓇᓃᖅᑕᕐᓂᖏᓐᓂᒃ ᐆᒪᔪᐃᑦ ᐱᑕᖃᐃᓐᓇᕈᓐᓇᕐᓂᐊᕐᒪᑕ.

ᖃᐅᔨᒪᔭᐅᓂᖏᑦ ᓇᔪᕆᓇᕈᒃᑕᖏᑦ ᓇᒦᕝᕙᕆᕈᒃᑕᖏᑦ ᐆᒪᔪᐃᑦ ᐊᒥᓲᓐᓃᖅᑐᑦ ᐃᑲᑦᑐᐊᕐᒥ ᑎᖕᒥᐊᖅᑲᕐᕕᖕᒥ ᐃᑲᔪᕐᓂᖃᖅᑐᑦ ᓴᓇᔭᐅᔪᓐᓇᕐᓂᖏᓐᓄᑦ ᐊᑐᓕᖅᑎᑕᐅᔪᓐᓇᕐᓂᖏᓐᓄᓪᓗ ᐊᒥᓱᕈᖅᓲᒐᓯᐊᕈᑎᒃᓴᐅᓂᕐᒧᑦ ᑎᑎᖃᖁᑎᕆᔭᐅᓂᐊᖅᑐᑦ. ᑎᖕᒥᐊᖃᕐᕕᖕᒦᓐᓂᖏᑦ ᓴᐳᓐᓂᐊᖅᑕᐅᓯᒪᓂᐊᖅᑐᑦ ᐆᒪᔪᐃᑦ ᐱᑕᖃᐃᓐᓇᕆᐊᓖᑦ ᐊᒻᒪᓗ ᐊᒥᓱᕈᖅᓯᐊᕆᔭᐅᓗᑎᒃ ᓈᒻᒪᖕᓂᐊᖅᑐᓄᑦ. ᐊᓯᔾᔨᖅᑕᐅᒍᓂ ᐃᓕᑕᕆᔭᐅᓯᒪᓂᖓ ᑕᐅᕝᑦᓯᒪ ᓄᓇᖓ ᑎᖕᒥᐊᖃᕐᕕᖕᒥᒃ ᑕᐃᑯᓄᖓ ᑲᓇᑕᓕᒫᒥ ᐆᒪᔪᖃᕐᕕᐅᓂᕐᒧᑦ (ᑎᑎᕋᖅᓯᒪᔪᓂ 8-ᒥ) ᐃᑲᔪᕐᓂᖃᕐᓂᐊᖅᑐᑦ ᐊᕐᕋᒍᓕᒫᖑᓂᖅᓴᖅ ᓴᐳᓐᓂᐊᖅᑕᐅᓯᒪᔪᓐᓇᕐᓂᖏᓐᓄᑦ ᑕᒪᕐᒥᒃ ᐆᒪᔪᐃᑦ (ᐱᓗᐊᖅᑐᒥᒃ ᑎᖕᒥᐊᖑᖏᑦᑐᑦ ᐆᒪᔪᐃᑦ ᐊᒥᓲᖏᓗᐊᓕᖅᑐᑦ; ᐊᕙᒃᑐᖅᓯᒪᔪᓂᒃ ᑕᑯᑦᑎᔾᔪᑦ 4).

6.2.4 ᑕᒫᓂᕐᒥᐅᑕᑐᖃᐅᓐᖏᑦᑐᑦ ᐆᒪᔪᐃᑦ/ᖁᑉᐱᕐᕈᐃᓪᓗᓐᓃᑦ ᐱᕈᖅᑐᓪᓗᓐᓃᑦ ᐱᑕᖃᕐᓂᖏᑦ

ᑕᑯᔭᐅᔪᖃᖅᓯᒪᖏᓚᖅ ᑕᒪᑯᓂᖓ ᑎᑎᖅᑲᖃᖅᖏᓚᕐᓗ ᐅᓂᒃᑳᓕᐊᕆᔭᐅᓯᒪᔪᓂᒃ ᑕᒫᓂᕐᒥᐅᑕᑐᖃᐅᖏᑦᑐᓂᒃ (ᐱᑕᖃᓕᕈᓐᓇᖅᑐᓂᒃ) ᓄᖑᑎᕆᐊᓇᖅᑐᓂᓪᓗᓐᓃᑦ ᐊᓯᒥᓂᒃ ᐃᓱᒪᑑᑕᐅᔪᓂᒃ ᑎᖕᒥᐊᖃᕐᕕᐅᑉ ᑭᒡᓕᖃᕐᕕᖓᓂ. ᓯᓚ ᐊᓯᔾᔨᖅᐸᓪᓕᐊᓂᖓᓂ ᐅᑭᐅᖅᑕᖅᑐᒥ ᓄᓇᖏᑦ, ᓄᓇᒥᐅᑕᖏᓪᓗ, ᐊᕙᑎᒥᐅᑕᖏᓪᓗ ᐱᔪᓐᓇᐅᑕᐅᕙᓪᓕᐊᓗᑎᒃ ᐃᓄᐃᑦ ᐱᓕᕆᔪᓐᓇᕐᓂᖏᓐᓄᑦ, ᐆᒪᔪᐃᑦ ᑎᑭᑦᑐᓐᓇᕐᓂᖏᑦ ᐱᑕᖃᓕᕈᓐᓇᕐᓂᖏᑦ ᐊᒥᓱᕈᖅᐸᓪᓕᐊᓂᐊᖅᑐᒃᓴᐅᕗᑦ. ᑲᓇᑕᒥ ᐅᒪᔪᓕᕆᔩᑦ, ᑐᑭᓯᓂᐊᕐᕕᖅᓱᑎᒃ ᐃᕐᓂᐅᕐᕕᒃᑯᓐᓂᒃ ᐊᐅᓚᑦᑎᔨᐅᖅᑕᐅᔪᓂᒃ, ᖃᓄᐃᓕᐅᕈᑎᒃᓴᖏᓐᓂᒃ ᐸᕐᓇᐅᓯᐅᖅᓯᒪᓂᐊᖅᑐᑦ ᓇᐅᑦᑎᖅᑐᖅᑕᐅᕝᕙᖕᓂᖏᓐᓂ ᖃᐅᔨᔭᐅᔪᖃᖅᐸᑦ ᑕᒫᓂᕐᒥᐅᑕᒃᓴᔪᖃᐅᖏᑦᑐᓂᒃ ᑎᑭᑕᐅᔪᒪᖃᖅᓂᖅ.

6.2.5 ᐊᖑᓇᓱᒃᐸᖕᓂᖅ

ᐃᕐᓂᐅᕐᕕᒃᑯᑦ ᐊᐅᓚᑦᑎᔨᐅᖅᑕᐅᔪᑦ ᐃᓕᑕᖅᓯᓯᒪᕗᑦ ᐱᒻᒪᕆᐅᓂᖓᓂᒃ ᐊᖑᓇᓱᒃᐸᖕᓂᖅ, ᐃᓄᖕᓄᑦ ᓂᕿᒃᓴᓄᑦ, ᐃᓅᔾᔪᑎᒃᓴᐅᓂᖏᓐᓄᑦ, ᓄᓇᒧᖓᐅᖅᑕᕐᓂᖏᓐᓄᓪᓗ ᐃᓄᐃᑦ. ᑕᒪᒃᑯᐊ ᐃᓱᒪᒋᓪᓗᒍ, ᐊᐅᓚᑦᑎᔨᐅᖅᑕᐅᔪᑦ ᓄᓇᓕᖕᓂ ᖃᐅᔨᒪᑎᑦᑎᓂᖅᓴᐅᔭᖅᑕᕐᓂᐊᖅᑐᑦ ᐊᑐᖅᑕᐅᔪᓐᓇᖅᑐᓂᒃ ᐱᓕᕆᐊᖑᔪᓐᓇᖅᓂᖅ ᑎᖕᒥᐊᖅᑲᕐᕕᖕᒥ (ᑎᑎᕋᖅᓯᒪᔭᖏᓐᓂ 7.1-ᒦᑦᑐᑦ) ᐃᑲᔪᖅᓱᐃᓂᖏᓐᓄᑦ ᑕᐃᔅᓱᒪᓂᐅᔪᖅ ᒫᓐᓇᐅᔪᖅᑐ ᓱᓕ ᐃᓄᐃᑦ ᐱᔪᓐᓇᐅᑎᖃᕐᓂᖏᓐᓂᒃ ᓱᖁᐃᔭᐅᖅᑦᑕᖅᓯᒪᓂᖏᓐᓂᒃ. ᐊᐅᓚᑦᑎᔪᑦ ᐃᑲᑦᑐᐊᑉ ᑎᖕᒥᐊᖃᕐᕕᖕᓯᓂ ᒪᓕᖕᓂᐊᖅᑐᑦ ᒪᓕᒐᖏᓐᓂᒃ ᐃᓄᐃᑦ ᐱᔪᓐᓇᐅᑎᖃᕕᓯᔭᖏᓐᓂᒃ ᐊᖑᓇᓱᒍᓐᓇᖅᑕᖅᓯᒪᓂᖏᓐᓂᒃ ᒪᓕᒃᑐᑎᒃ *ᓄᓇᕗᒻᒥ ᓄᓇᑖᕈᑎᓄᑦ ᐊᖏᕈᑎᖏᓐᓂᑦᑐᓂᒃ*, ᐱᔾᔪᑎᖃᖅᑐᑦ *ᐃᓄᐃᑦ ᐊᒃᑐᖅᑕᐅᓯᒪᓂᖏᓐᓄᑦ ᐃᑲᔫᓯᐊᖅᑖᕈᑎᒃᓴᖏᓐᓂᒃ ᑎᑎᕋᖅᓯᒪᔪᓂᒃ 2.1.5-ᖓᓂ*. ᐊᐅᓚᑕᐅᓂᖏᑦ

ᐃᓄᐃᑦ ᑎᖕᒥᐊᖅᓯᐅᖃᑕᕈᓐᓇᕐᓂᖏᑦ, ᐊᓯᖏᓐᓂᒡᓗ ᑎᖕᒥᐊᕐᓂᒃ ᓂᕿᒃᓴᕆᔭᐅᕙᖕᒥᔪᓂᒃ, ᒪᓕᖕᓂᐊᕐᒥᔪᑦ ᓄᓇᕗᒻᒥ *ᓄᓇᑖᕈᑎᓄᑦ ᐊᖏᕈᑎᓂᒃ, ᐃᓄᐃᑦ ᐊᒃᑐᖅᑕᐅᓯᒪᓂᖏᓐᓄᑦ ᐃᑲᔫᓯᐊᖅᑖᕈᑎᒃᓴᖏᓐᓂᒃ ᑎᑎᕋᖅᓯᒪᔪᓂᒃ, ᑲᑎᒻᒪᐅᑕᐅᕙᖕᓂᖏᓄᑦ ᑎᖕᒥᐊᓕᕆᓂᕐᒧᑦ ᒪᓕᒐᐃ MBCA-ᓂᒃ ᑕᒪᒃᑯᓄᖓ ᐃᓚᒋᔭᐅᓂᖏᓐᓂᒃ ᒪᓕᒐᑦᓗᑐᕆᔭᐅᔪᓂᒃ.*

6.2.6 ᑎᖕᒥᓲᑦ ᐃᖏᕐᕋᕙᖕᓂᖏᑦ ᑕᐅᕙᓂ

ᐊᕐᕋᒎᑉ ᐃᓚᐃᓇᖓᓂ, (ᓲᕐ ᑎᖕᒥᐊᖃᕐᓂᕐᒥ), ᑎᖕᒥᓲᖃᕈᓐᓇᕐᓂᖏᑦ ᖁᓚᐅᑦᑎᕙᒃᑐᑦ ᐃᑲᑦᑐᐊᑉ ᑎᖕᒥᐊᖃᕐᕕᖓᓂᒃ ᐊᐅᓚᑕᐅᓂᐊᖅᑐᑦ ᖃᓂᒡᓕᑦᑕᐃᓕᒪᓴᓇᐊᖃᕐᓂᖅ ᐊᒻᒪᓗ ᑎᖕᒥᓲᖃᖅᑕᐃᓕᒪᓴᓇᐊᖃᕐᓂᖅ ᐊᒃᑐᖅᑕᐅᓴᕋᐃᓐᓂᖏᓐᓂ ᓄᓇᓂ ᐊᒻᒪᓗ ᐊᒃᑐᖅᑕᐅᓴᕋᐃᑦᑐᒦᓐᓂᖏᓐᓂ ᑎᖕᒥᐊᑦ (ᓲᕐᓗ ᑎᑭᑉᐸᑦᓕᐊᓕᓵᕐᓂᖏᓐᓂᒃ, ᐅᑦᓗᖃᓕᖅᑎᑦᓗᒋᑦ, ᐊᒻᒪᓗ ᑎᖏᔪᓐᓇᐃᓕᓯᒪᓂᖏᓐᓂ ᐃᕆᓴᕐᓂᕐᒧᑦ). ᐱᓗᐊᖅᑐᒥᒃ, ᑎᖕᒥᓲᓕᕆᓃᑦ ᐃᒪᓐᓇᐅᓕᖓᕙᖕᓂᐊᖅᑐᑦ:

(1) ᖁᓚᐅᑦᑎᓂᖏᓐᓂ ᐊᑦᑎᓛᕐᒥᒃ ᖃᖓᑕᔪᓐᓇᕐᓂᐊᖅᑐᑦ 650 m ᒦᑕᓕᖕᓂᒃ (2,100 Fᐄᑦᓂᒃ.);
(2) ᖃᖓᑕᕕᒋᓂᐊᖅᑕᖏᓐᓂᒃ ᓇᐅᑰᕐᕕᒋᓂᐊᖅᑕᖏᑦ ᖃᓂᒡᓕᑦᑕᐃᓕᒪᓂᐊᖅᑐᑦ ᖃᐅᔨᒪᔭᐅᔪᓂ ᐱᑕᖃᕐᕕᐅᔪᓂ ᑎᖕᒥᐊᕐᓂᒃ (ᑎᖕᒥᐊᖃᕐᕕᖕᓂᒃ, ᑎᖏᔪᓐᓇᐃᓕᓯᒪᓂᖏᓐᓂᒃ ᓇᔪᖅᑕᖏᑦ ᐃᕆᓴᖅᓯᒪᓂᖏᓐᓂ), ᑕᒫᓂ ᐅᖓᓯᖕᓂᖃᓇᐊᖃᖅᓱᑎᒃ 1.5 km ᑭᓛᒥᑕᓂᒃ;
(3) ᖃᓂᒡᓕᔭᐅᑕᐃᓕᒪᔪᓐᓇᖅᒋᑯᑎᒃ, ᖁᓚᐅᑦᑎᓯᒪᔭᓇᐊᖃᖅᑐᑦ ᐊᑦᑎᓛᖑᔪᓐᓇᕐᓂᕐᒥᒃ 1,100 m ᒦᑕᓂᒃ (3,500 Fᐄᑦᓂᒃ) ᖃᐅᔨᒪᔭᐅᓂᖏᓐᓂ ᓄᓇᐃᑦ ᑎᖕᒥᐊᖃᕐᕕᐅᔪᑦ; ᐊᒻᒪᓗ
(4) ᕿᑲᕐᕕᒋᕙᑕᖏᑦᓗᓐᓃᑦ ᓂᕿᒃᓴᖅᓯᐅᕐᕕᒋᕙᒃᑕᖏᑦᓗᓐᓃᑦ ᓯᒡᔭᖅᐸᓯᐅᓂᕐᒦᓲᖑᔪᑦ ᑎᖕᒥᐊᑦᑕᐅᖅ ᑎᑭᑕᐅᑦᑕᐃᓕᒪᓗᑎᒃ ᐊᒻᒪᓗ ᑕᓇᐅᕐᒦᓲᖑᔪᑦ ᒥᑏᑦ, ᐅᐱᕐᖔᖑᓂᖓᓂ ᐊᒻᒪᓗ ᐅᑭᐊᒃᓵᖑᓂᖓᓂ, ᐅᖓᓯᒃᑎᒋᔭᓃᑦᑐᑎᒃ ᐱᖓᓱᓂᒃ 3 km ᑭᓛᒥᑕᓂᒃ.

ᑐᖓᕕᐅᓗᑎᒃ ᓱᓇᓕᕆᓂᖏᑦ ᑕᒪᒃᑯᐊ ᐱᓕᕆᓂᖏᓐᓂᒃ, ᑕᒪᒃᑯᐊ ᐊᑦᑎᖕᓂᖅᐹᖑᔪᓐᓇᖅᑎᑕᐅᔪᑦ ᖁᓚᐅᑦᑎᔪᓐᓇᕐᓂᕐᒥᒃ ᐊᔪᕈᓐᓇᓲᖑᒋᕗᑦ ᐃᓛᓂᒃᑯᑦ (ᓲᕐᓗ ᐆᒪᔪᓕᕆᓂᕐᒥᒃ ᓈᓴᐃᓂᖏᓐᓂ) ᐊᒻᒪᓗ ᐃᓱᒪᒃᓴᖅᓯᐅᕈᑕᐅᕙᖕᓂᐊᖅᑐᑦ ᐱᔪᓐᓇᐅᑎᖃᓇᐊᖃᕐᓂᐊᖅᑐᓂᒃ ᐱᓕᕆᐊᖃᓕᕈᑎᒃ.

6.2.7 ᑕᓇᐅᕐᒥ ᐅᒥᐊᖅᑐᕐᓂᖅ/ᐅᒥᐊᕐᔪᐊᖃᕐᓂᖅ

ᑲᓇᑕᒥ ᐆᒪᔪᓕᕆᔨᒃᑯᑦ ᐃᕐᓂᐅᕐᕕᒃᑯᑦᓗ ᐊᐅᓚᑦᑎᔨᐅᖃᑕᐅᔪᑦ ᐊᐅᓚᑦᑎᔨᐅᕗᑦ ᑕᓇᐅᕐᒥ ᐆᒪᔪᖃᕐᕕᐅᓂᖏᓐᓂᒃ ᐃᑲᑦᑐᐊᕐᒥ ᑎᖕᒥᐊᖃᕐᕕᖕᒥ, ᑐᑭᓯᓂᐊᕐᕕᐅᖃᑕᕐᓂᐊᖅᑐᑦ ᑕᒪᒃᑯᐊ ᑲᓇᑕᒥ, ᑲᓇᑕᐅᑉ ᐅᑭᐅᖅᑕᖅᑑᓂᖓᑕ ᐊᕕᒃᑐᖅᓯᒪᓂᖏᓐᓂᒃ, ᐊᒻᒪᓗ ᓄᓇᓕᖕᓂ ᒐᕙᒪᐅᔪᓂᒃ ᐊᒻᒪᓗ ᐱᓕᕆᕕᐅᕙᒃᑐᓂᒃ, ᐊᒻᒪᓗ ᓄᓇᓕᖕᓂ ᐃᖃᑦᓕᐊᖅᑎᐅᕙᒃᑐᑦ ᐊᒻᒪᓗ , ᐊᖑᓇᓱᒃᑏᑦ ᐳᐃᔨᓂᒃ. ᑕᒪᓐᓇ ᒥᒃᓵᑎᕈᑕᐅᓂᐊᕐᒪᑦ ᐊᒃᑐᖅᑕᐅᓯᒪᔪᓐᓇᕐᓂᖏᓐᓂᒃ ᑕᓇᐅᕐᒥᐅᑕᐃᑦ ᐆᒪᔪᐃᑦ ᐳᐃᔩᑦᓗ ᐅᒥᐊᕐᔪᐊᕐᓄᑦ ᐃᖏᕐᕋᕙᒃᑐᓂᒃ ᐃᒪᕐᓂ ᐃᓗᐊᓂ ᑎᖕᒥᐊᖃᕐᕕᐅᑉ ᐊᒻᒪᓗ ᐊᑭᐊᓂ ᑎᖕᒥᐊᖃᕐᕕᐅᑉ.

ᐊᕐᕋᒍᓕᒫᖅ, ᐅᒥᐊᕐᔪᐊᑦ ᐃᒪᓐᓇᐃᓚᐅᓇᐊᖃᖅᐳᑦ:

(1) *ᒪᓕᒋᐊᖅᑲᖅᑐᑦ ᑕᐃᒃᑯᓂᖓ ᐅᑭᐅᖅᑕᖅᑐᒥ ᐅᒥᐊᖅᔭᐊᑦ ᓱᕈᖅᑎᓇᑦᑕᐃᓕᒪᔪᓇᐊᖅᑲᖅᓂᖏᓐᓄᑦ ᒪᓕᒐᓪᓗᑐᖏᑦ ᐊᑕᔪᒃ ᐅᑭᐅᖅᑕᖅᑑᑉ ᐃᒪᖅᑯᑎᖏᓐᓂᒃ ᓱᕈᖅᑎᓇᑦᑕᐃᓕᒪᔪᓇᐊᖅᑲᖅᓂᖅᑯᑦ ᒪᓕᒐᐃᑦ (1985)*;
(2) ᐅᒥᐊᖅᔭᐊᑉ ᐃᒻᒪᒃᐸᓪᓕᐊᖅᑕᖅᓂᖏᓐᓂᒃ ᐃᒪᖅᓗᑯᖏᓐᓂᒃ ᑯᕕᓯᑦᑕᐃᓕᒪᔪᓇᐊᖅᑲᖅᓂᖏᓐᓂᒃ, ᐊᓯᔾᔨᖅᑕᐅᑦᑕᐃᓕᒪᓪᓗᑎᒡᓗ ᐃᒪᐃᑦ ᐅᒥᐊᖅᔭᐊᑉ ᐊᑖᒎᑦᑦ ᐳᑦᑕᓚᑦᑎᐊᕈᑕᐅᕗᒃᑐᑦ ᐅᕝᕙᓗᓐᓃᑦ ᑯᕕᔭᐅᑦᑕᐃᓕᓗᑎᒃ ᐃᑎᕈᐃᑦ ᑎᖕᒥᖅᑲᖅᕕᐅᓂᐅᖅ ᑭᒡᓕᖅᑲᖅᕕᖓᑕ ᐃᓗᐊᓂ;
(3) ᑐᓴᖅᓴᐅᔪᖅᑲᖅᑎᑦᑎᑕᐃᓕᒪᒋᐊᖅᓗᑎᒃ (ᓱᖁᓗ ᐊᐅᓚᐅᑏᑦ ᐃᖏᖅᕋᓯᑲᓪᓚᓗᐊᕈᓐᓇᖅᓂᖏᓐᓂᒃ ᓲᒃᑲᓕᓂᖅᓴᐅᔪᒥᒃ, ᖁᖁᐊᕈᑎᖏᓪᓗ ᐊᑐᖅᑕᐅᑕᐃᓕᓗᑎᒃ) ᐅᒥᐊᖅᔭᐊᖅᓂᒃ ᐅᖓᓯᖕᓂᓕᖕᒦᑦᑕᓇᐊᖅᑲᖅᑐᓂ ᐊᑕᐅᓯᖅᒥᒃ 1 km ᑭᒑᒥᑕᓂᒃ ᑎᖕᒥᐊᖅᑲᖅᕕᖕᒥᒃ (ᐅᓗᓇᐊᓇᖅᑐᒦᓕᕈᓐᓇᖅᓂᖏᑦ ᐃᓱᒪᒋᔭᐅᓗᑎᒃ); ᐊᒻᒪᓗ
(4) ᑐᑭᓯᓂᐊᖅᕕᐅᖅᑲᑕᖅᓗᑎᒃ ᑲᓇᑕᒥ ᐆᒪᔪᓕᕆᔨᖏᑦ ᐃᖅᑲᓗᖕᓂ, ᐱᓕᕆᐊᕆᓂᐊᖅᑕᖏᓐᓂᒃ ᑲᔪᓯᑎᑦᑎᒋᐊᓚᐅᖏᓂᖏᓐᓂ, ᐅᖅᑲᐅᓯᐅᓂᐊᖅᒪᑕ ᐅᒥᐊᖅᔭᐊᑉ ᓇᐅᒃᑰᖅᕕᒋᓂᐊᖅᑕᖏᓐᓂᒃ, ᐊᒻᒪᓗ ᖃᓄᖅ ᓈᒪᔪᓂᒃ ᑕᒪᐃᓐᓂᒃ ᑐᐊᕕᖅᓇᖅᑐᖅᑲᕈᓐᓇᖅᓂᖅᑯᑦ ᐸᖅᓇᒃᓯᒪᕖᓇᐊᖅᑲᖅᓂᖏᓐᓂᒃ.

ᐊᖅᑯᑉ ᐃᓚᐃᓐᓇᖓᓂ (ᓲᖅᓗ ᑎᖕᒥᐊᖅᑲᖅᓂᖓᓂ) ᑕᒪᖅᒥᒃ ᐅᒥᐊᖅᔭᐊᑦ ᐃᒪᓐᓇᐅᓕᖓᕙᖕᓂᐊᖅᑐᑦ ᖃᓂᒡᓕᓗᐊᖅᑕᐃᓕᒪᔪᓇᐊᖅᑲᖅᓂᖏᓐᓂᒃ:

(1) ᑎᑭᓯᒪᔪᓇᐊᖅᑲᖏᑦᑐᑦ ᐱᓕᕆᓂᖏᓐᓂ ᐅᓪᓗᖅᑲᖅᕕᐅᕗᒃᑐᓂ ᑎᖕᒥᐊᖅᓄᑦ (ᑕᖅᑭᒥ ᒫᑉᒥᒃ-ᐋᒐᓯᒧᑦ ᑎᑭᓪᓗᒍ);
(2) ᐅᖓᓯᖕᓂᖅᑲᓇᐊᖅᑲᖅᑐᑦ 500 m ᒦᑕᓂᒃ ᖃᓂᒡᓕᑕᐃᓕᒪᑎᑕᐅᓗᑎᒃ ᑎᖕᒥᖅᑲᖅᕕᐅᔪᓂᒃ ᐊᒻᒪᓗ/ᐅᕝᕙᓗᓐᓃᑦ ᓄᓇᒥᐅᑕᖅᑲᖅᑐᓂᒃ ᑎᖕᒥᐊᖅᓂᒃ (ᐊᕙᑎᓕᕆᔩᔪᐊᒃᑯᑦ 2016).

6.3 ᓇᐅᑦᑎᖅᑐᐃᔭᖅᑐᖅᕕᐅᖃᑦᑕᓂᖏᑦ ᖃᐅᔨᓴᖅᕕᐅᕙᖕᓂᖏᓪᓗ

ᐋᖅᑭᒪᐅᑦᑎᐊᖅᑐᓂᒃ ᐊᑑᑎᖅᑲᑦᑎᐊᖅᑐᓂᓪᓗ ᓇᐅᑦᑎᖅᑐᐃᔭᖅᑐᖅᑲᖅᓂᖏᑦ ᐱᓕᕆᐊᒃᓴᐃᑦ ᑲᑐᔾᔭᐅᔭᓇᐊᖅᑲᓲᖑᕙᑦ ᖃᓄᐃᓕᐅᕈᑕᐅᓂᖏᓐᓂᒃ, ᐱᓕᕆᐊᖑᕙᓪᓗᑎᒃ ᐃᓚᒋᓗᒋᑦ ᖃᐅᔨᓴᖅᑏᑦ ᐊᓯᖏᓪᓗ ᐃᑲᔪᖅᓂᖅᑲᖅᓂᐊᖅᒪᑕ ᑐᕌᒐᓇᔭᐅᔪᓄᑦ ᐱᔭᓐᓇᖅᑕᐅᔪᒪᔪᓄᓪᓗ ᐅᓂᒃᑳᖅᑕᐅᓯᒪᔪᓂ ᑖᒃᑯᓇᓂ ᐸᖅᓇᐅᑎᓂ, ᐊᒻᒪᓗ ᑎᑎᖅᑲᖅᑯᑎᖏᓐᓃᑐᓂᒃ ᒪᓕᒃᓗᑎᒃ ᐊᒥᓱᕈᖅᓯᐊᓇᔭᐅᔪᓐᓇᖅᓂᖏᓐᓄᑦ ᐆᒪᔪᐃᑦ ᐊᒥᓲᖏᓗᐊᖅᑎᓪᓗᒋᑦ.

ᓯᕗᓪᓕᖅᐸᐅᔾᔭᐅᓂᐊᖅᑐᑦ ᐋᖅᑭᐅᒪᓂᖏᓐᓂ, ᑲᔪᓲᓇᖅᑐᒥᒃ ᓇᐅᑦᑎᖅᑐᖅᑕᐅᖅᑲᖅᓂᖏᑦ ᐊᒻᒪᓗ ᖃᐅᔨᓴᖅᑕᐅᖅᑲᖅᓂᖏᓐᓂᒃ, ᒪᑯᓂᖓ ᐃᓚᖅᑲᓇᐊᖅᑲᖅᐳᑦ:

(1) ᓇᓃᓲᖑᓂᖏᓐᓂᒃ ᐊᒥᓲᓂᖏᓐᓂᓗ ᑲᖑᐃᑦ, ᐊᖅᑯᑕᒫᖅᓗ ᐱᑕᖅᑲᐃᓐᓇᖅᓂᖏᑦ ᐊᒻᒪᓗ ᑲᖑᖅᓯᐅᖅᑕᐅᖅᑲᖅᓂᖏᑦ, ᐊᒃᑐᖅᓯᓯᒪᕙᖕᓂᖏᓐᓂᓪᓗ ᐊᒥᓲᓂᖏᓐᓂᒃ;
(2) ᐱᐅᓯᖅᒥᒍᑦ ᖃᓄᐃᓂᖏᑦ, ᐱᑕᖅᑲᖅᑎᒋᓂᖏᑦ ᐊᒻᒪᓗ ᓇᓂ ᓄᓇᒥᓃᖏᓐᓂ ᐊᓯᔾᔨᖅᓯᒪᓂᖏᑦ ᐊᒻᒪᓗ ᖃᓄᑎᒋ ᖃᖓᓗ ᓄᓇᐃᑦ ᐱᐅᓯᒃᑲᓂᕈᓐᓇᖅᑐᔾᔫᖅᓂᖏᓐᓂᒃ;
(3) ᖃᐅᔨᓴᖅᑕᐅᖅᑲᖅᓗᑎᒃ ᐃᓄᖅᑲᖅᕕᐅᕙᓚᐅᖅᓂᖏᑦ ᑕᐃᔅᓯᒪᓂᐊᓗᒃ ᓇᓃᓐᓂᖏᓪᓗ ᑎᖕᒥᐊᖅᑲᖅᕕᖕᒥ;
(4) ᓇᓃᖅᑕᖅᓂᖏᑦ ᐊᒻᒪᓗ ᐊᒥᓲᓂᖏᑦ ᓯᓪᔭᖅᐸᓯᐅᓂᖅᒦᓲᑦ ᑎᖕᒥᐊᑦ ᐊᓯᖏᓪᓗ ᐃᒪᖅᒥᐅᑕᐅᕗᒃᑐᑦ ᑎᖕᒥᐊᑦ; ᐊᒻᒪᓗ

(5) ᓯᓚᐅᑉ ᐊᓯᔾᔨᖅᐸᓪᓕᐊᓂᖓᓄᑦ ᐊᒃᑐᖅᑕᐅᓯᒪᓂᖏᑦ ᓄᓇᐃᑦ, ᓄᓇᒥᐅᑕᐃᓪᓗ, ᐊᕙᑎᒥᐅᑕᖏᓪᓗ, ᐆᒪᔪᐃᓪᓗ, ᑕᒪᒃᑯᐊᓗ ᐊᓯᔾᔨᖅᓯᒪᓂᖏᓐᓂᒃ ᓇᓂ, ᐊᒥᓱᕈᖅᐸᓪᓕᐊᔪᓐᓇᕐᓂᖏᓐᓂᒃ ᐊᒻᒪᓗ ᐆᒪᐃᓐᓇᕈᓐᓇᕐᓂᖏᓐᓂᒃ.

ᐃᕐᓂᐅᕐᕕᒃᑯᑦ ᐊᐅᓚᑦᑎᔨᐅᖃᑕᐅᔪᑦ ᑲᑎᒪᔨᕋᓛᖏᑦ ᐃᓱᒪᒃᓴᖅᓯᐅᕈᑎᖃᕈᓐᓇᖅᐳᑦ ᐊᐱᕆᔭᐅᓯᒪᓐᖏᑐᓂᒃ ᓇᐅᑦᑎᖅᑐᐃᔨᐅᔭᕆᐊᖃᕐᒥᒃ ᐆᒃᑐᕈᒪᔪᓂᒃ, ᖃᐅᔨᓴᖅᑎᐅᔪᓐᓇᖅᑐᓂᒡᓗᓐᓃᑦ ᐱᓕᕆᔪᓐᓇᖅᑐᓂᒃ ᐱᔪᓐᓇᐅᑎᖃᕐᓗᑎᒃ, ᐃᒪᐃᓐᓇᓕᖓᒍᑎᒃ:

(1) ᐃᑲᔪᕐᓂᖃᕐᓂᐊᖅᐸᑕ ᐱᓕᕆᓂᖏᑦ ᖃᐅᔨᓴᖅᑕᐅᖁᔭᐅᔪᓂᒃ ᓯᕗᓪᓕᐅᖁᔭᐅᓂᖏᓐᓂᒃ ᓴᓪᓕᕐᒥᐅᑕᓄᑦ;
(2) ᖃᐅᔮᕚᓪᓕᕈᑕᐅᓂᐊᕈᑎᒃ ᐱᑕᖃᓲᖑᓂᖏᓐᓂᒃ (ᐆᒪᔪᐃᑦ) ᓇᓃᓲᖑᓂᖏᓐᓂᒡᓗ ᐊᕙᑎᒥᐅᑕᖏᓐᓂ ᑕᐅᕙᓂ ᑎᖕᒥᐊᖃᕐᕕᖕᒥ, ᐊᒃᑐᖅᑕᐅᓗᐊᓅᒃᑯᑕᐅᔪᓐᓇᕐᓂᕐᒧᑦ ᐊᒃᑐᖅᑕᐅᓯᒪᔪᓐᓇᖅᑐᓂᒃ ᐃᓄᖕᓄᑦ ᐱᓕᕆᐊᖑᕙᒃᑐᓄᑦ;
(3) ᐱᐅᓯᕆᐊᕈᑕᐅᓂᐊᕈᑎᒃ ᖃᐅᔨᔪᓐᓇᕐᓂᕐᒧᑦ ᐃᓄᐃᑦ ᖃᐅᔨᒪᔭᑐᖃᖏᓐᓂᒃ ᐊᒻᒪᓗ ᐃᓕᖅᑯᓯᑐᖃᖅᑎᒍᑦ ᐱᒻᒪᕆᐅᔪᓂᒃ ᐊᒻᒪᓗ ᐃᓅᖅᑯᑎᖏᓐᓄᑦ ᐱᒻᒪᕆᐅᑎᑕᐅᕙᒃᑐᓂᒃ; ᐊᒻᒪᓗ
(4) ᖃᐅᔨᒪᔾᔪᑕᐅᓂᐊᕈᑎᒃ ᐊᒃᑐᖅᑕᐅᓯᒪᓂᖏᓐᓂᒃ ᐆᒪᔪᐃᑦ ᓇᔪᒐᕆᕙᒃᑕᖓᑦᑕ ᐊᓯᔾᔨᖅᓯᒪᓂᖏᑦ.

ᑲᓇᑕᒥ ᐆᒪᔪᓕᕆᔨᖏᑦ ᐃᕐᓂᐅᕐᕕᒃᑯᓪᓗ ᐊᐅᓚᑦᑎᔨᐅᖃᑕᐅᔪᑦ ᑲᑎᒪᔨᖏᑦ ᖃᐅᔨᓴᖃᑦᑕᕐᓂᐊᖅᑐᑦ ᑐᒃᓯᕋᐅᓯᐅᖅᑕᐅᓯᒪᔪᓂᒃ ᐅᔾᔨᖅᑐᑦᑎᐊᕆᐊᖃᕐᓂᕐᒥᓄᑦ ᒪᓕᒃᓯᒪᑦᑎᐊᕆᐊᖃᕐᓂᖏᓐᓂᒃ ᐊᐅᓚᑦᑎᓂᕐᒧᑦ ᑐᕌᖓᔪᓂᒃ ᐊᒻᒪᓗ ᐱᓕᕆᐊᖑᔪᒪᔪᓂᒃ. ᐃᕐᓂᐅᕐᕕᒃᑯᑦ ᐊᐅᓚᑦᑎᔨᐅᖃᑕᐅᓂᖏᑦ ᐃᑲᔪᖅᓯᐃᕙᖏᑦᑐᑦ ᐱᓕᕆᐊᖑᔪᒪᔪᓂᒃ ᐊᖏᔪᐊᓗᖕᒥᒃ ᐱᔭᕆᐊᖃᕐᓂᐊᖅᑐᓂᒃ ᓇᓪᓕᐊᖕᓂᑐᐃᓐᓇᖅ ᐆᒪᔪᕐᓂᒃ, ᐊᒻᒪᓗ ᐱᒻᒪᕆᐅᔪᓂᒃ ᐸᕝᕙᓭᑕᐅᓂᐊᖅᑐᓂᒃ ᐆᒪᔪᓂᒃ ᐅᕝᕙᓗᓐᓃᑦ ᓱᑯᐃᖅᑎᑕᐅᓂᐊᖅᑐᓂᒃ ᓇᔪᒐᕆᕙᒃᑕᖏᓐᓂᒃ. ᐃᕐᓂᐅᕐᕕᒃᑯᑦ ᐊᐅᓚᑦᑎᔨᐅᖃᑕᐅᔪᑦ ᐱᕚᒥᓴᐃᕙᖕᓂᐊᖅᑐᑦ ᖃᐅᔨᓴᖅᑎᓂᒃ ᐊᑐᖅᑕᐅᖁᔭᐅᓂᖅ ᑲᑎᖅᓱᐃᖅᑕᐅᖁᔭᐅᓂᕐᓗ ᐃᓄᐃᑦ ᖃᐅᔨᒪᔭᑐᖃᖏᓐᓂᒃ ᐃᓚᒋᔭᐅᓗᑎᒃ ᐱᓕᕆᐊᕆᔪᒪᔭᖏᓐᓄᑦ ᑐᒃᓯᕋᐅᑎᓕᐊᕆᓯᒪᔭᖏᓐᓄᑦ. ᐆᒃᑐᖅᑕᐅᔪᑦ ᖃᐃᑦᑎᖃᑦᑕᕆᐊᖃᖅᑐᑦ ᑕᒪᐃᓐᓂᒃ ᓇᐅᑦᑎᖅᑐᐃᔪᒪᓂᖏᓐᓂᒃ ᐊᒻᒪᓗ ᖃᐅᔨᓴᕈᒪᔭᖏᓐᓂᒃ ᑐᒃᓯᕋᐅᑎᖏᓐᓂᒃ ᑕᐃᑯᖓ ᐊᕙᑎᓕᕆᓃᕐᔪᐊᒃᑯᓐᓄᑦ ᓯᓚᐅᓪᓗ ᐊᓯᔾᔨᖅᐸᓪᓕᐊᓂᖓᓄᑦ ᑲᓇᑕᐅᒥ ᐆᒪᔪᓕᕆᔨᖏᓐᓄᑦ. ᑐᑭᓯᓂᐊᕈᓐᓇᖅᑐᑎᑦ ᑎᑎᕋᖅᓯᒪᔪᓂᒃ ᐊᕕᒃᑐᖅᓯᒪᓂᖏᓐᓂᒃ 7-ᒥ ᑖᒃᑯᓇᓂ ᐊᐅᓚᑦᑎᓂᕐᒧᑦ ᐸᕐᓇᐅᑎᓂᒃ ᖃᐅᔨᓂᐊᕋᕕᑦ ᐱᔪᓐᓇᐅᑎᓕᕆᓂᕐᒥᒃ. ᐱᔪᓐᓇᐅᑎᖃᖅᑎᑕᐅᔪᑦ ᐅᓂᒃᑳᓕᐅᖃᑦᑕᕆᐊᖃᖅᑎᑕᐅᕙᑦ ᓇᐃᓈᖅᓯᒪᔪᓂᒃ ᖃᐅᔨᓚᐅᖅᑕᖏᓐᓂᒃ ᐃᕐᓂᐅᕐᕕᒃᑯᑦ ᐊᐅᓚᑦᑎᔨᐅᖃᑕᕐᓂᕐᒧᑦ ᑲᑎᒪᔨᕋᓛᖏᓐᓄᑦ, ᐅᓂᒃᑳᖃᑦᑕᕆᐊᖃᖅᓱᑎᒡᓗ ᐃᓱᒫᓗᑕᐅᔪᓂᒃ ᐊᒃᑐᖅᓱᐃᓐᓇᕆᐊᖃᖅᑐᓂᒃ ᐊᐅᓚᑕᐅᕙᖕᓂᖏᓐᓂᒃ ᐆᒪᔪᐃᓪᓗ ᓇᔪᒐᕆᕙᒃᑕᖏᓪᓗ.

6.4 ᐃᓄᖁᑎᒋᔭᐅᔪᓂᒃ ᖃᐅᔨᒪᑎᑦᑎᓂᖅᓴᐅᔭᕆᐊᖃᕐᓂᖅ ᐊᒻᒪᓗ ᖃᐅᒪᔭᐅᔭᕆᐊᓕᖕᓂᒃ ᐊᐅᓚᑦᑎᕙᖕᓂᖅ

ᐃᕐᓂᐅᕐᕕᒃᑯᑦ ᐊᐅᓚᑦᑎᔨᐅᖃᑕᐅᓂᕐᒧᑦ ᑲᑎᒪᔨᕋᓛᖏᑦ ᐱᒻᒪᕆᐊᓗᖕᒥᒃ ᖃᓄᐃᓕᐅᖅᑎᐅᖃᑕᐅᕗᑦ ᑐᓴᐅᒪᔭᐅᑎᑦᑎᓂᕐᒥᒃ ᐃᑲᑦᑐᐊᑉ ᑎᖕᒥᐊᖃᕐᕕᖓᓂᒃ ᐊᒻᒪᓗ ᐃᓂᓪᓚᖓᐃᓴᐅᔭᕆᐊᖃᕐᓂᕐᒧᑦ ᐅᖃᖃᑎᒌᒍᑕᐅᔭᕆᐊᖃᕐᓂᕐᒥᒃ, ᑐᑭᓯᐅᒪᔭᐅᔭᕆᐊᖃᕐᓂᖏᓐᓄᓪᓗ ᓴᓪᓕᕐᒥᐅᑕᓄᑦ, ᐊᐅᓚᑦᑎᓂᕆᔭᖏᓐᓂᒃ ᑎᖕᒥᐊᖃᕐᕕᖕᒥ, ᓴᓪᓕᕐᒥᐅᑕᓄᑦ, ᖃᐅᔨᓴᖅᑎᓄᑦ,

ᐃᓄᐃᑦ ᑎᒥᖁᑎᖏᓐᓄᑦ, ᒐᕙᒪᒃᑯᓐᓄᑦ, ᐊᖏᔫᑎᓂᓪᓗ ᓴᓈᖃᖅᐸᒃᑐᓂᒃ. ᖃᐅᔨᒪᔭᐅᑦᑎᐊᕐᓂᖅᓴᐅᔪᓐᓇᕐᓂᖓ ᑎᖕᒥᐊᖃᕐᕕᒃ ᓴᓪᓕᕐᒥᐅᑕᓄᑦ ᐃᓄᖁᑎᖏᓐᓄᓪᓗ ᐊᓯᖏᓐᓄᑦ ᐱᓕᕆᐊᖑᕙᓂᐊᖅᑐᖅ ᐊᕐᕋᒍᑕᒫᖅ ᑲᔪᓯᔪᒥᓪᓗ ᐊᐅᓚᑦᑎᔨᐅᓂᖏᓐᓄᑦ ᐱᓕᕆᐊᖑᕙᓂᐊᖅᑐᖅ ᐊᐅᓚᑦᑎᔨᐅᖅᑕᐅᓂᕐᒧᑦ ᑲᑎᒪᔨᕋᓛᓄᑦ.

6.4.1 ᓄᓇᓖᑦ ᐅᔾᔨᕈᓱᙱᖅᓴᐅᔪᓐᓇᕐᓂᖏᑦ ᑐᑭᓯᐅᒪᔭᕆᐊᖃᕐᓂᖏᓪᓗ

ᑲᔪᓯᔪᓐᓇᑦᑎᐊᕐᓂᐊᕈᑎᒃ ᐊᐅᓚᑦᑎᑦᑎᐊᕈᓐᓇᕐᓂᖏᑦ ᑎᖕᒥᐊᖃᕐᕕᖕᒥᒃ, ᐃᕐᓂᐅᕐᕙᒃᑯᑦ ᐊᐅᓚᑦᑎᔨᐅᖃᑕᐅᔪᑦ ᑲᑎᒪᔨᕋᓛᖏᑦ ᓇᓚᒨᒃᑎᑦᑎᓇᓯᕆᐊᖃᕐᓂᐊᖅᑐᑦ ᑖᒃᑯᖕᓂᖓ ᓇᐅᑦᑎᖅᑐᖅᑕᐅᕙᓪᓕᐊᖃᑕᐅᖅᑐᓂᒃ ᐊᒻᒪᓗ ᖃᐅᔨᓴᖅᑕᐅᖃᑦᑕᕆᐊᖃᖅᑐᓂᒃ ᑎᖕᒥᐊᕐᕕᖕᒥ, ᒪᓕᒡᓗᑎᒃ ᓴᓪᓕᕐᒥᐅᑦ ᐃᓱᒫᓘᑎᒋᔭᖏᓐᓂᒃ. ᐊᐅᓚᑦᑎᔨᐅᖅᑕᐅᓂᕐᒧᑦ ᑲᑎᒪᔨᕋᓛᑦ ᑎᑎᕋᖅᓯᒪᓂᐊᖅᑐᑦ ᑐᓴᐅᒪᖅᑲᐅᑎᕙᓐᓂᕐᒧᑦ ᐸᕐᓇᐅᑎᒃᓴᖏᓐᓂᒃ, ᑐᑭᓯᓂᐊᕐᕕᐅᖃᑦᑕᕐᓗᑎᒃ ᓴᓪᓕᕐᒥᐅᑕᐃᑦ, ᖃᐅᔨᒪᔭᐅᑎᑦᑎᐊᕐᓂᖅᓴᐅᓗᑎᓪᓗ ᒫᓐᓇᐅᔪᖅ ᐱᓕᕆᐊᖑᓕᐊᓂᖏᑦ ᐊᒻᒪᓗ ᐱᔭᕐᓇᐅᑎᖅᑭᑕᐅᓯᒪᔪᓐᓇᐃᓐᓈᑦ ᐱᓕᕆᐊᖑᓂᖏᑦ ᑎᖕᒥᐊᖃᕐᕕᖕᒥ ᐊᒻᒪᓗ ᑐᓴᐅᒪᔭᐅᑎᑦᑎᕙᓪᓕᐊᖅᑕᐅᓗᑎᒃ ᖃᓄᐃᑦᑐᑐᐃᓐᓇᕐᓂᒃ ᐱᒻᒪᕆᐅᔪᓂᒃ ᐋᓐᓂᐊᖅᑐᓕᕆᓂᕐᒥᒃ ᐱᔾᔪᑎᖃᖅᑐᓂᒃ, ᐅᑐᕋᐊᓇᖅᑐᖃᕐᓂᕐᒥᓗᓐᓃᑦ ᐃᓱᒪᒋᔭᐅᔪᓂᒃ. ᐃᓚᖓᓂᒃᑕᐅᖅ ᐱᔭᒃᓴᕋᔭᖅᑐᓂᒃ ᐸᕐᓇᐅᑎᖏᓐᓂᒃ ᐱᓕᕆᐊᖃᕐᓂᐊᖅᑐᖅ ᑕᐃᒪᖓᑦ ᐱᕕᒃᓴᖅᑎᑦᑎᖃᑦᑕᕐᓂᖅ ᐃᓄᖕᓄᑦ ᖃᐅᔨᓴᖅᑕᐅᓂᐊᖅᑐᓂᒃ ᖃᐅᔨᓴᐃᑎᓄᑦ ᐊᒻᒪᓗ ᖃᐅᔨᓴᕐᓂᕐᒧᓪᓗ ᐃᓄᐃᑦ ᓄᓇᒋᕙᓪᓕᐊᓂᖏᓐᓂᒃ, ᑕᐃᒪᓐᓇ ᐊᐅᓚᑦᑎᔨᐅᖅᑕᐅᓂᕐᒧᑦ ᑲᑎᒪᔨᕋᓛᑦ ᑐᓴᐅᒪᔭᐅᑎᑦᑎᓂᐊᕐᓂᖏᑦ ᑐᑭᓯᐅᒪᓂᖅᓴᐅᓗᑎᒃ ᓴᓪᓕᕐᒥᐅᑦ.

6.4.2 ᐃᓄᖁᑎᒋᔭᐅᔪᑦ ᐅᔾᔨᕈᓱᙱᖅᓴᐅᖅᑕᐅᔪᓐᓇᕐᓂᖏᑦ

ᑲᓇᑕᒥ ᐆᒪᔪᓕᕆᔨᒃᑯᑦ ᐃᕐᓂᐅᕐᕙᒃᑯᓪᓗ ᐊᐅᓚᑦᑎᔨᐅᖅᑕᐅᓂᕐᒧᑦ ᑲᑎᒪᔨᕋᓛᖏᑦ ᑐᓴᐅᒪᔭᐅᑎᑦᑎᓂᖅᓴᐅᕙᓪᓕᐊᓂᐊᖅᑐᑦ ᐱᐅᓯᑐᖃᐅᓗᑎᒃ, ᐃᓕᖅᑯᓯᑐᖃᒥᓄᑦ ᐱᒪᓕᐅᓗᑎᒃ, ᐃᓅᓂᖏᓐᓄᓪᓗ ᐸᕐᑭᖅᑲᖅᑕᐅᓂᖏᓐᓂᒃ ᓄᓇᒥᐅᑕᓂᒃ ᐃᑲᑦᑐᐊᑉ ᑎᖕᒥᐊᖃᕐᕕᖓᓂ, ᓴᓪᓕᕐᒥᐅᑕᓄᑦ, ᓄᓇᕗᒻᒥᐅᑕᓄᑦ, ᓂᐅᕐᕈᐊᓄᑦ ᓄᓇᕗᒧᑦ, ᑲᓇᑕᓕᒥᐅᑕᓄᓪᓗ ᑕᒪᐃᓐᓄᑦ (*ᐃᓄᐃᑦ ᐃᑲᔫᓯᐊᒃᓴᙱᓐᓂᓪᓗ ᐊᖏᕈᑏᑦ ᐃᓗᓕᖏᑦ 6.1.1(d)*). ᑐᓐᖓᕕᒃᑯᑦ ᑐᑭᓯᑎᑦᑎᕆᐊᕈᑎᒃᓴᓂᒃ ᓴᓇᓯᒪᓕᕐᓂᐊᖅᑐᑦ, ᓯᕐᖁ ᑎᑎᖃᖅᑐᓂᒃ ᓇᓗᓇᐃᔭᐃᔭᓂᒃ ᑕᑯᔭᒃᓴᐅᑎᒃᓴᐅᔪᓂᒃ, ᐅᖃᓕᒫᒐᒃᓴᓂᒃ, ᑕᑯᔭᒃᓴᓕᐊᕆᓯᒪᔪᓂᒃ, ᐊᓯᖏᓐᓂᓪᓗ ᐃᓄᖕᓄᑦ ᖃᐅᔨᒪᔭᐅᑎᑦᑎᓂᐊᕐᓂᖅᓴᐅᓗᑎᒃ ᑕᐃᒪ, ᐃᓕᖕᓄᑦ ᐃᓄᐃᑦ ᐱᓕᕆᐊᖑᓂᖏᑦ,

ᐃᓗᐊᓂᒃ ᓯᓚᑖᓂᒡᓗ ᑎᖕᒥᐊᖅᑲᖅᕕᐅᑉ (*ᐃᓄᐃᑦ ᐃᑲᔫᓯᒃᓴᖏᓐᓄᑦ ᐊᖏᕈᑎᓂᑦᑐᑦ ᑎᑎᖅᑲᖏᓐᓂ 6.8.1*). ᑐᑭᓯᑎᑦᑎᒋᐊᕈᑎᒃᓴᐃᑦ ᐱᔾᔪᑎᖅᑲᓗᐊᕐᓂᐊᖅᑐᑦ ᐋᖅᑭᐅᒪᑎᑦᑎᔪᒪᓂᖅ ᐊᕙᑎᖏᓐᓂᒃ ᐱᑕᖅᑲᐃᓐᓇᖅᑯᓯᓂᖅ ᐳᓚᕋᑦᑐᓕᕆᓂᕐᒧᑦ, ᓇᓗᓇᐃᔭᐃᕙᐅᔪᓐᓇᕐᓂᖏᓄᒡᓗ ᐃᓗᐊᓂ ᐊᕙᓗᐊᓂ ᑎᖕᒥᐊᖅᑲᖅᕕᐅᑉ ᖅᑲᓄᐃᑑᓂᖓᓂᒃ.

ᑕᒪᕐᒥᒃ ᓴᓇᔭᐅᓯᒪᔪᑦ ᐊᑐᒐᒃᓴᐃᑦ (ᑎᑎᕋᖅᓯᒪᔪᑦ, ᑑᓵᔭᒃᓴᐃᑦ, ᑕᕐᕆᔭᐅᑏᒡᓗ) ᐃᓕᓐᓂᐊᕈᑏᑦ, ᑐᑭᓯᑎᑦᑎᓇᓱᒍᑏᒡᓗᓐᓃᑦ ᐃᓄᖕᓂᒃ ᑎᖕᒥᐊᖅᑲᖅᕕᖕᒥᒃ ᐊᑐᐃᓐᓇᐅᕙᖕᓂᐊᖅᑐᑦ ᐃᓄᐃᑦ ᐅᖅᑲᐅᓯᐊᒍᑦ (*ᐃᓄᐃᑦ ᐃᑲᔫᓯᐊᒃᓴᖏᓐᓄᑦ ᐊᖏᕈᑏᑦ ᐃᓗᓕᖏᑦ 6.2.1*). ᑲᓇᑕᒥ ᐅᒪᔪᓕᕆᔨᒃᑯᑦ ᐊᐅᓚᑦᑎᔨᐅᖅᑕᐅᓂᕐᒧᒡᓗ ᑲᑎᒪᔨᖓᖏᑦ ᐃᓄᐃᑦ ᐅᖅᑲᐅᓯᑐᖅᑲᖏᓐᓂᒃ ᐃᑲᔪᖅᓱᐃᓂᐊᕐᒥᔪᑦ ᐊᑐᖅᑕᐅᓂᖏᓐᓂᒡᓗ ᐊᐅᓚᑦᑎᔨᐅᓂᖏᓐᓂᒃ ᑎᖕᒥᐊᖅᑲᖅᕕᖕᒥᒃ. ᓲᕐᓗ ᐆᒃᑑᑎᒋᓗᒍ, ᑕᒪᒃᑯᓂᖓ ᓄᓇᙳᐊᓕᐊᕆᔭᐅᓯᒪᔪᓂᒃ, ᑕᑯᔭᒃᓴᓂᒃ ᑎᑎᖅᑲᖅᑐᓂᒃ ᓇᓗᓇᐃᒃᑯᑕᖅᓂᒃ, ᑐᑭᓕᐅᕈᑕᐅᕙᒃᑐᓂᒡᓗᓐᓃᑦ ᓴᓇᓯᒪᔪᓂᒃ ᑎᑎᕋᖅᓯᒪᕙᖕᓂᐊᖅᑐᑦ ᐃᓄᐃᑦ ᓄᓇᖓᓂᒃ ᑕᐃᔾᔨᙳᑐᖅᑲᖏᓐᓂᒃ ᐊᑐᖅᓗᑎᒃ. ᑕᒪᕐᒥᒃ ᓴᓇᔭᐅᓯᒪᕙᖕᓂᐊᖅᑐᑦ ᑕᒪᒃᑯᐊ ᐊᑐᖅᓂᐊᕐᒥᔪᑦ ᐃᓄᐃᑦ ᖃᐅᔨᒪᔭᑐᖅᑲᖏᓐᓂᒃ, ᐱᓗᐊᖅᑐᒥᒃ ᐱᔾᔪᑎᖃᕐᓂᖏᓐᓂᒃ ᑎᖕᒥᐊᖅᕕᐅᑉ ᓄᓇᖅᑯᑎᖏᑕ ᖃᓄᐃᓕᖓᓂᖓᓂᒃ ᐅᓂᒃᑳᓯᒪᔪᓂᒃ, ᐊᕙᑎᒥᐅᑕᓇᔭᖏᓐᓂᒃ, ᐆᒪᔪᓇᔭᐅᕙᒃᑐᓂᒃ ᑕᐅᕙᓂ ᐊᒻᒪᓗ ᐃᓄᐃᑦ ᐱᐅᓯᑐᖅᑲᕐᒥᒎᑦ ᐱᕖᓐᓇᖅᑕᖏᓐᓂᒃ ᐊᒻᒪᓗ ᐃᓕᖅᑯᓯᑐᖅᑲᓇᔭᖏᓐᓂᒃ (*ᐃᓄᐃᑦ ᐃᑲᔫᓯᐊᒃᓴᖏᓐᓄᑦ ᐊᖏᕈᑏᑦ ᐃᓗᓕᖏᑦ 6.8.4*) ᕿᒥᕐᕈᐊᖅᑕᐅᖅᑲᑦᑕᕐᓂᐊᖅᓯᑎᓪᓗ ᑲᓇᑕᒥ ᐆᒪᔪᓕᕆᔩᖏᓐᓄᑦ, ᐅᔾᔨᖅᑐᑦᑎᐊᕐᓂᐊᕐᒪᑕ ᑖᒻᒪᖅᓯᒪᔪᖅᑲᓇᐊᖅᑲᖏᓂᖏᑦ ᐆᒪᔪᓇᔪᓂᒃ ᓄᓇᖏᓐᓂᒡᓗ ᓄᓇᒥᐅᑕᓇᔭᐅᔪᓂᒡᓗ ᖃᐅᔨᒪᑎᑦᑎᒋᐊᕈᑎᑦ, ᐱᑕᖅᑲᖅᑲᑦᑕᕐᓂᖏᑦ ᑐᑭᓕᐅᕈᑕᐅᔪᓂᒃ ᓴᓇᔭᐅᓯᒪᓂᖏᓐᓂᒃ (*ᐃᓄᐃᑦ ᐃᑲᔫᓯᐊᒃᓴᖏᓐᓄᑦ ᐊᖏᕈᑏᑦ ᐃᓗᓕᖏᑦ 6.8.5*).

ᑲᓇᑕᒥ ᐆᒪᔪᓕᕆᔨᒃᑯᑦ ᑕᑯᔭᒃᓴᓂᒃᓯᒪᒍᑎᒃ ᖃᐅᔨᒪᔾᔪᑎᑦᑎᒋᐊᕈᑎᓂ ᐃᑲᑦᑐᐊᑉ ᑎᖕᒥᐊᖅᑲᖅᕕᖓᓂᒃ, ᐊᑐᖅᑕᕐᓂᐊᖅᐳᑦ ᓂᐅᕈᐊᓄᑦ ᑐᑭᓯᓂᐊᕐᕕᖕᓯᒥ ᐱᓕᕆᕕᖕᒥᒃ ᑕᒪᒃᑯᓄᖓᓘᓐᓃᑦ ᑐᕋᖓᔪᓂᒃ ᓴᓪᓕᓂ (ᓲᕐᓗ ᒥᑦᑕᕐᕕᖕᒥ) ᒪᓕᒃᑕᐅᓪᓗᑎᒃ *ᐃᓄᐃᑦ ᐃᑲᔫᓯᐊᒃᓴᖏᓐᓄᑦ ᐊᖏᕈᑏᑦ ᐃᓗᓕᖏᑦ 6.9.1-ᖏᓐᓃᑦᑐᑦ*. ᖃᐅᔨᒪᑎᑦᑎᒋᐊᕈᑏᑦᑕᐅᖅ ᐊᑐᐃᓐᓇᐅᕙᖕᒥᔪᑦ ᖅᑲᓇᑕᐅᔭᒃᑯᑦ, ᑲᓇᑕᐅᑉ ᒐᕙᒪᖓᑕ ᑕᑯᓂᐊᖅᑕᐅᕝᕕᖓᓂᒃ ᐅᕝᕙᓗᓐᓃᑦ ᐊᐅᓚᑦᑎᔨᐅᖅᑕᐅᔪᑦ ᑲᑎᒪᔨᕋᖓᑦ ᖅᑲᓇᑕᐅᔭᒃᑯᑦ ᑕᑯᓂᐊᖅᑕᐅᕝᕕᖓᓂᒃ

6.4.3 ᐃᓕᓐᓂᐊᖅᑐᓄᑦ ᑐᕋᖓᔪᑦ ᐱᓕᕆᐊᒃᓴᐃᑦ

ᐃᓕᓐᓂᐊᖅᑐᓄᑦ ᑐᕋᖓᔪᑦ ᐱᓕᕆᐊᖑᕙᒃᑐᑦ ᓲᕐᓗ ᒪᒃᑯᒃᑐᓂᒃ ᐃᓚᐅᑎᑦᑎᖃᑦᑕᕐᓂᖅ ᖃᐅᔨᓴᖅᑕᐅᓂᐊᖅᑐᓂ ᐊᒻᒪᓗ ᐊᐅᓚᑕᐅᓂᖓᓂᒃ ᐃᑲᑦᑐᐊᑉ ᑎᖕᒥᐊᖅᑲᖅᕕᖓᓂᒃ ᐃᓚᒋᔭᐅᓪᓚᕆᒃᐳᑦ ᐃᒃᐱᒍᓱᑦᑎᐊᖅᑲᑦᑕᕐᑯᔨᓂᕐᒥᒃ ᓄᓇᒥᒃ ᐊᒻᒪᓗ ᐃᑲᔪᕐᓂᕐᒧᑦ ᑲᒪᑦᑎᐊᔪᓴᖅᑲᑦᑕᕐᑯᔨᓂᖅ ᐱᑕᖅᑲᐃᓐᕈᓐᓇᕐᓂᖏᓐᓂᒃ ᐱᓕᕆᐊᐊᖅᑲᕐᓂᕐᒥᒃ ᐊᕙᑎᒥᐅᑕᓂᒃ. ᑲᓇᑕᒥ ᐆᒪᔪᓕᕆᔨᒃᑯᑦ ᐊᖏᕈᑎᖅᑲᖅᐸᑦ ᐊᑐᖅᑕᐅᔪᓂᒃ ᐱᓕᕆᑎᑦᑎᖅᑲᑦᑕᕆᐊᖅᑲᖏᓐᓂᒃ, ᐊᔪᕈᓐᓃᒃᓴᖅᑕᐅᖅᑲᑦᑕᖅᑲᖏᓐᓂᒃ ᐊᒻᒪᓗ ᐃᓱᒻᒥᖅᓴᖅᓴᖅᑕᐅᔪᓐᓇᕐᓂᖏᓐᓄᑦ ᐃᓄᐃᑦ ᐃᓕᓐᓂᐊᖅᑐᑦ. (*ᐃᓄᐃᑦ ᐃᑲᔫᓯᐊᒃᓴᖏᓐᓄᑦ ᐊᖏᕈᑏᑦ ᐃᓗᓕᖏᑦ 9.2*). ᑲᓇᑕᒥ ᐆᒪᔪᓕᕆᔨᒃᑯᑦᑕᐅᖅ ᐱᓕᕆᖅᑲᑎᖅᑲᖅᐸᒃᑐᑦ ᓄᓇᕗᑦ ᒐᕙᒪᒃᑯᖏᓐᓂᒃ ᓴᓇᔭᐅᕙᓪᓕᓂᖏᓐᓂᑦ ᐅᖅᑲᓪᓛᒐᒃᓴᒐᓚᐃᑦ

ᖃᐅᒪᑎᑦᑎᒋᐊᕉᑎᓪᓗ ᑐᕌᖓᔪᒃ ᐅᓂᒃᑳᖃᑕᕐᓂᖅ ᐱᑕᖃᐃᓐᓇᖁᔨᓂᕐᒥᒃ ᓄᓇᒥᒃ ᐱᔾᔪᑎᖃᖅᑐᓂᒃ ᐱᓕᕆᕕᒃᓴᓂᒃ, ᐊᑯᓂᐅᔪᓐᓇᖅᑐᓂᒃ ᓴᓈᓇᔭᐅᔪᓐᓇᖅᑐᓂᒃ ᐊᒻᒪᓗ ᓇᖕᒥᓂᖅ ᐱᓕᕆᐊᖑᓕᕈᓐᓇᕐᓂᖏᓐᓂᒃ ᓄᓇᕗᒻᒥᐅᓄᑦ ᒪᒃᑯᒃᑐᓄᑦ (*ᐃᓄᐃᑦ ᐃᑲᔫᓯᐊᒃᓴᖏᓐᓄᑦ ᐊᖏᕈᑏᑦ ᐃᓗᓕᖏᑦ 9.2.1*). ᐊᕙᑎᓕᕆᔨᕐᔪᐊᒃᑯᑦ ᐃᓚᒋᔭᐅᔪᑦ ᑲᓇᑕᐅᑉ ᐱᓕᕆᕕᒐᓴᖏᓐᓂᒃ ᐃᓚᒋᔭᐅᔪᓂ ᐃᓄᐃᑦ ᐃᓕᓐᓂᐊᖅᑎᑕᐅᓂᖏᓐᓂᒃ ᐱᕙᓪᓕᐊᔾᔪᑎᒃᓴᐃᑦ ᑲᒪᒋᔭᐅᕙᖕᓂᖏᓐᓂᒃ, ᑐᕌᖓᖕᒪᑕ ᑕᒪᒃᑯᐊ ᐃᓄᖕᓄᑦ ᓄᓇᕗᒻᒥ ᐊᔪᕈᓐᓃᖅᓴᖅᑕᐅᔪᓐᓇᕐᓂᖏᓐᓄᑦ ᐱᓕᕆᐊᒃᓴᖅᑕᕈᓐᓇᕐᓂᐊᕐᒪᑕ ᑲᓇᑕᐅᑉ ᓴᕙᒪᒃᑯᖏᓐᓂᒃ ᐱᓕᕆᔭᐅᓗᑎᒃ ᓄᓇᕗᒻᒥ. ᐃᕐᓂᐅᕐᕙᒃᑯᑦ ᐊᐅᓚᑦᑎᔨᐅᖃᑕᐅᔪᑦ ᑲᑎᒪᔨᖃᑖᖏᑦ ᐊᑐᖃᑕᕐᓂᐊᖅᑐᑦ ᐱᔫᒥᓴᐃᖃᑕᕐᓂᕐᒥᒃ ᐱᔪᓐᓇᐅᑎᖃᕆᐊᖃᖅᑐᓂᒃ ᐆᒃᑐᖅᐸᒃᑐᓂᒃ ᐱᓕᕆᔪᑦ ᐃᓄᖕᓂᒃ ᐃᓕᓐᓂᐊᖅᑎᓂᒃ ᐱᓕᕆᑎᑦᑎᖃᑦᑕᖁᓗᒋᑦ ᐃᓕᓐᓂᐊᖅᑐᓂᒃ ᒪᒃᑯᒃᑐᓂᒡᓗ ᓄᓇᕗᒻᒥ. (ᓲᕐᓗ ᑕᐃᑲᓂ ᐃᓕᓐᓂᐊᖅᐸᒃᑐᓂᒃ ᓄᓇᕗᑦ ᓯᕗᓂᒃᓴᖓᓂ, ᐃᓄᐃᑦ ᐊᓯᒻᒥᖅᓴᐃᔭᐅᓂᖏᓐᓂᒃ ᐊᑐᖅᑕᐅᕙᒃᑐᓂ, ᐊᒻᒪᓗ ᐃᓄᐃᑦ ᓄᓇᒥᓂ ᖃᐅᔨᓴᖅᑕᐅᓂᕐᒧᑦ ᐃᑲᔪᖅᑎᐅᖃᑕᕐᓂᖏᓐᓂᒃ ᐊᑐᖅᑕᐅᕙᒃᑐᓂᒃ), ᒪᓕᒃᑕᐅᖃᑦᑕᕐᓂᐊᕐᒪᑕ ᐊᑐᖁᔭᐅᓂᖏᑦ ᑕᒪᒃᑯᓂᖓ ᐃᓚᒋᔭᐅᒍᑎᒃ ᐱᔪᓐᓇᐅᑎᑖᕈᑎᒋᓇᓱᒃᑕᖏᓐᓄᑦ ᐊᖏᖅᑕᐅᔪᓐᓇᕐᓂᖅ. ᐃᕐᓂᐅᕐᕙᑯᑦᑕᐅᖅ ᐃᑲᔫᖅᓯᐃᓂᐊᕐᒥᒍᑦ ᐊᓯᖏᓐᓂᒃ ᐃᑲᔫᑕᐅᒋᐊᖅᑐᓂᒃ ᓄᓇᓕᖕᓂ ᐊᔪᕈᓐᓂᖅᓴᐅᔾᔪᑕᐅᓂᕐᒧᑦ ᒪᒃᑯᒃᑐᓂᒃ ᐃᓚᐅᖃᑕᕐᓗᑎᒃ ᖃᐅᔨᓴᕐᓂᕐᒥᒃ ᐱᓕᕆᐊᖃᖅᑐᓂᒃ ᐊᒻᒪᓗ ᐊᐅᓚᑦᑎᓂᖏᓐᓂᒃ ᑎᖕᒥᐊᖃᕐᕕᖕᒥᒃ.

6.4.4 ᓂᐅᕿᐊᓂᒃ ᐳᓚᕋᑦᑐᓕᕆᓂᕐᒥᒃ ᐱᓕᕆᐊᖃᕐᓂᖅ

ᒪᓕᒃᑕᐅᓗᑎᒃ ᑕᐃᒃᑯᐊ *ᐃᓄᐃᑦ ᐃᑲᔫᓯᐊᖅᑖᕈᑎᒃᓴᖏᓐᓄᑦ ᐊᖏᕈᑏᑦ*, ᑐᖓᕕᒃᑯᑦ ᐊᐅᓚᑦᑎᔨᐅᕙᒃᑐᑦ ᑭᓇᐅᔭᖁᑎᒋᔭᐅᔪᓂᒃ ᐊᔪᕈᓐᓃᖅᓴᐃᔾᔪᑎᒃᓴᓂᒃ ᐃᓄᖕᓂᒃ ᓴᓪᓕᓂ ᓂᐅᕿᐊᓂᒃ ᐳᓚᕋᑦᑐᓕᕆᓂᕐᒥᒃ ᐱᓕᕆᔨᐅᔪᓐᓇᕐᓂᖅ ᐊᒻᒪᓗ ᐊᑑᑎᖃᑦᑎᐊᕈᓐᓇᖅᑐᓂᒃ ᓄᓇᓕᖕᓂ ᑐᖓᕕᖃᖅᑐᓂᒃ ᐳᓚᕋᑦᑐᓕᕆᓂᕐᒧᑦ ᐱᔨᑦᑎᕋᐅᑎᒃᓴᐅᔪᓐᓇᖅᑐᓂᒃ. ᑕᒪᒃᑯᐊ ᐱᔨᑦᑎᕋᐅᑏᑦ ᐃᓚᖃᕐᓂᐊᖅᑐᑦ ᐊᔪᕈᓐᓃᖅᓴᖅᑕᐅᓂᖏᓐᓂᒃ, ᐃᓱᒪᒥᖅᓴᑕᐅᔪᓐᓇᕐᓂᖏᓐᓄᑦ ᐃᓚᐅᔪᒪᔪᑦ ᐱᓕᕆᔪᒪᓂᖅ ᓂᐅᕿᐊᓂᒃ ᐳᓚᕋᑦᑎᓂᒃ ᐱᔨᑦᑎᕋᐃᔨᐅᔪᓐᓇᕐᓂᕐᒥᒃ; ᐱᕙᓪᓕᐊᑎᑦᑎᓗᑎᒃ ᓄᓇᓕᖕᓂ ᐱᔨᑦᑎᕋᐅᑕᐅᔪᓐᓇᖅᑐᓂᒃ ᑎᑭᓯᒪᔪᓂᒃ ᐳᓚᕋᑦᑎᓂᒃ; ᐊᒻᒪᓗ ᑎᑎᕋᖅᑕᐅᔪᓐᓇᕐᓂᖏᓐᓂᒃ ᖃᓄᐃᓕᐅᕈᑎᒃᓴᓇᕙᖕᓂᐊᖅᑕᖏᓐᓂᒃ, ᑎᑭᓯᒪᔪᓂᒡᓗ ᓂᐅᕿᐊᓄᑦ ᐊᑐᖅᑕᐅᔪᓐᓇᖅᑐᓂᒃ ᐊᕿᐅᒪᕗᖀᐸᓐᓇᐅᑎᒃᓴᖏᓐᓂᒃ ᐊᒻᒪᓗ ᓂᐅᕙᐊᖑᔪᓐᓇᕐᓂᖏᓐᓄᑦ ᐱᔨᑦᑎᕋᐅᑎᖏᑦ ᐸᕐᓇᐅᑎᒃᓴᓕᐅᕈᓐᓇᕐᓂᐊᕐᒪᑕ (*ᐃᓄᐃᑦ ᐃᑲᔫᓯᐊᒃᓴᖏᓐᓄᑦ ᐊᖏᕈᑏᑦ* ᐃᓗᓕᖏᑦ 7.2). ᐃᕐᓂᐅᕐᕙᒃᑯᑦ ᐊᐅᓚᑎᔨᐅᖃᑕᐅᓂᕐᒧᑦ ᑲᑎᒪᔨᖃᑖᖏᑦ ᐃᓕᑕᖅᓯᓯᒪᕗᑦ ᐳᓚᕋᑦᑐᓕᕆᓂᖅ ᒪᓕᒐᕐᓂᒃ ᒪᓕᒍᑕᐅᑦᑎᐊᖅᓯᑎᒃ ᓄᓇᒥᒃ ᐊᑑᑕᐅᔪᓐᓇᕐᒪᑕ ᐃᑲᔪᖅᓯᐃᑦᑐᑎᓪᓗ ᐱᑕᖃᐃᓐᓇᕈᓐᓇᖅᑐᓂᒃ ᑲᔪᓰᓐᓇᕈᓐᓇᖅᑐᓂᒃ ᐳᓚᕋᑦᑐᓕᕆᓂᕐᒥᒃ ᐱᓕᕆᐊᖑᔪᑦ ᐊᐅᓚᑕᐅᔪᓐᓇᖅᑐᓂᒃ ᑕᐅᕗᓂ ᐃᑲᑦᑐᐊᑉ ᑎᖕᒥᐊᖃᕐᕕᖓᓂ. ᐊᕐᕋᒍᒥ ᒪᓕᒃᑐᓂᒃ, ᓇᓂᓗ ᐊᒻᒪᓗ ᐱᓕᕆᐊᖑᑎᒋᓂᖏᑦ ᐃᓚᓂᒃᑯᑦ ᖃᐅᔨᓴᖅᑕᐅᖃᑦᑕᕐᓂᐊᖅᑐᑦ. ᑲᓇᑕᒥ ᐆᒪᔪᓕᕆᔨᒃᑯᑦ ᐊᐅᓚᑦᑎᔨᐅᖃᑕᐅᔪᓪᓗ ᑲᑎᒪᔨᖃᑖᖏᑦ ᒪᓕᒐᖅᑎᑦᑎᓯᐊᓇᖅᑐᑦ ᖃᓄᐃᓕᐅᕐᓇᓯᖅᖃᕐᒥᓐᓂᒃ. ᑲᓇᑕᒥ ᐆᒪᔪᓕᕆᔨᒃᑯᑦ ᐊᐅᓚᑦᑎᔨᐅᖃᑕᐅᔪᓪᓗ ᑲᑎᒪᔨᖃᑖᖏᑦ ᐃᓱᖅᑲᖅᑎᑦᑎᔭᕐᓂᐊᖅᑐᑦ ᐱᔾᔪᑕᐅᓗᑎᒃ ᐱᐅᖏᑦᑐᒥᒃ ᐊᒃᑐᖅᑕᐅᓕᕈᓐᓇᖅᑐᑦ ᐊᕙᑎᖏᑦ ᓄᓇᐃᑦ ᓄᓇᒥᐅᑕᐃᓪᓗ ᐃᓕᖅᑯᓯᑐᖃᖏᓐᓄᑦ ᐱᒻᒪᕆᐅᑎᑕᐅᔪᑦ

ᑎᖕᒥᐊᖃᕐᕕᐅᑉ ᓄᓇᖓᓂ. ᐳᓚᕋᑦᑐᓕᕆᓂᕐᒥᒃ ᐱᓕᕆᐊᖑᔪᓐᓇᕐᓂᖏᑦ ᑎᖕᒥᐊᖃᕐᕕᖕᒥ ᐊᓯᖏᓐᓂᒃᑕᐅᖅ ᓚᐃᓴᖃᕈᑕᐅᔭᕆᐊᖃᕐᓂᐊᕐᒥᔪᑦ ᐱᔪᓐᓇᐅᑎᓂᒃ ᐅᕝᕙᓗᓐᓃᑦ ᐊᖏᖅᑕᐅᓯᒪᖄᕆᐊᖃᕋᔭᕐᒥᔪᑦ ᐋᑖᒍᑦ ᓄᓇᕗᒻᒥ ᐊᐅᓪᓚᖃᑦᑕᕐᓂᖏᓐᓂᒃ ᐳᓚᕋᑦᑐᓕᕆᓂᕐᒧᑦ ᒪᓕᒐᕐᓂ, ᐊᒻᒪᓗ ᑕᐃᒃᑯᓂᖓ ᒪᓕᕆᐊᖃᕐᓂᖏᓐᓄᑦ ᓄᓇᕗᒻᒥ ᐆᒪᔪᓕᕆᓂᕐᒧᑦ ᒪᓕᒐᕐᓂᒃ, ᐊᒻᒪᓗ ᓄᓇᕗᒻᒥ ᐃᓄᖃᕐᕕᐅᕙᓚᐅᖅᑐᕕᓂᐅᔪᓂᒃ ᐊᒻᒪᓗ ᓴᐅᓂᕕᓂᖃᕐᕕᐅᔪᓂᒃ ᐱᖁᑎᕕᓂᖃᕐᕕᐅᔪᓂᒡᓗ ᒪᓕᒡᓗᑐᕆᔭᐅᔪᓂᒃ, ᐊᒻᒪᓗ ᓄᓇᕗᒻᒥ ᐸᕐᓇᐃᓂᕐᒧᑦ ᐱᓕᕆᐊᖑᔪᒪᔪᓂᒡᓗ ᖃᐅᔾᔨᐊᖃᑦᑕᕆᐊᖃᕐᓂᕐᒧᑦ ᒪᓕᒐᕐᓂᒃ ᐊᑐᖃᑦᑕᕆᐊᖃᕐᓂᖏᓐᓄᑦ. ᐃᓄᐃᑦ ᑕᒪᐃᓐᓂᒃ ᐃᑲᔪᖅᑕᐅᕙᓪᓚᖅᓯᒪᔭᕆᐊᖃᕐᒥᖓᑕ ᐃᓚᒋᔭᐅᔪᓇᑦᑎᐊᕐᓗᑎᒃ ᑮᓇᐅᔭᓕᐅᕈᑕᐅᔪᓐᓇᖅᑐᓂᒃ ᐊᓯᖏᓐᓂᒡᓗ ᐱᕙᓪᓕᕈᑕᐅᔪᓐᓇᖅᑐᓂᒃ ᓴᕿᑦᑐᓐᓇᖅᑐᓂᒃ ᐊᐅᓚᑕᐅᓂᖓᓄᑦ ᑎᖕᒥᐊᖃᕐᕕᒃ *(ᐃᓄᐃᑦ ᐃᑲᔫᓯᐊᒃᓴᖏᓐᓄᑦ ᐊᖏᕈᑏᑦ ᐃᓗᓕᖏᑦ 2.1.3)*.

6.4.5 ᓄᓇᒦᕝᕕᐅᕙᒃᑐᑦ ᑕᖕᒫᕐᕕᐅᕙᒃᑐᒡᓗ

ᐃᕐᓂᐅᕐᕕᒃᑯᑦ ᐊᐅᓚᑦᑎᔨᐅᖃᑕᐅᓂᕐᒧᑦ ᑲᑎᒪᔨᕋᓛᑦ ᑎᑎᖅᑯᑎᖃᐃᓐᓇᕐᓂᐊᖅᑐᑦ ᐸᐸᑎᓗᑎᒃ ᒫᓐᓇᐅᔪᖅ ᐱᖁᑎᒋᔭᐅᔪᓂᒃ ᐃᒡᓗᕋᓛᕐᓂᒃ ᑕᖕᒫᕐᕕᐅᕙᒃᑐᓂᒃ ᐊᑐᖅᑕᐅᕙᒃᑐᓂᒃ ᐃᕐᓂᐅᕐᕕᒃᑯᑦ ᐃᑲᑦᑐᐊᑉ ᑎᖕᒥᐊᖃᕐᕕᖓᓃᑦᑐᓂᒃ. ᓂᐅᕐᕈᐊᖅ ᑎᑭᓯᒪᔪᖅ ᓄᓇᓕᕋᓛᕐᒧᐊᕈᒪᒍᓂ ᑕᖕᒫᕐᕕᐅᕙᖕᓂᕐᒧᑦ, ᐊᐅᓚᑦᑎᔨᐅᖃᑕᐅᓂᕐᒧᑦ ᑲᑎᒪᔨᕋᓛᑦ ᐅᖃᐅᔾᔨᕙᖕᓂᐊᖅᑐᑦ ᑎᑭᓯᒪᔪᒥᒃ ᐳᓚᕋᑦᑎᒥᒃ ᓈᒪᒋᔭᐅᖄᕆᐊᖃᕐᓂᖓᓂᒃ ᐅᐸᒍᒪᔭᖓ, ᓇᖕᒥᓂᖃᖅᑐᒥᒡᓗ ᐅᖃᕐᕕᖃᓚᐅᕐᓗᓂ ᐊᖏᖅᑕᐅᓂᐊᕐᒪᖓᑕ ᖃᐅᔾᔨᐊᕐᓗᑎᒃ ᐊᑐᖅᑕᐅᔪᓐᓇᕐᓂᖓᓂᒃ ᐱᖁᑎᖏᑦ *(ᐃᓄᐃᑦ ᐃᑲᔫᓯᐊᒃᓴᖏᓐᓄᑦ ᐊᖏᕈᑏᑦ ᐃᓗᓕᖏᑦ 5.5.5)*.

ᓄᑖᓂᒃ ᓄᓇᒦᕝᕕᐅᔭᖅᑐᖅᐸᒃᑐᓂᒃ ᑕᖕᒪᕐᕖᑦ ᑕᐅᕙᓂ ᓄᓇᖓᓂ ᑎᖕᒥᐊᖃᕐᕕᐅᑉ ᐱᔪᓐᓇᕐᓂᖃᖅᑎᑕᐅᓯᖑᑦ ᐊᑐᖅᑕᐅᔪᓐᓇᕐᓂᖅ ᐊᖏᖅᑕᐅᓯᒪᒍᑎᒃ ᐊᕗᓇᔨᒃᑎᑦ ᒥᑭᒥᐊᕐᓂᐊᖅᑎᓪᓗ ᑲᑐᔾᔨᖃᑎᒌᖏᓐᓄᑦ *(ᓄᓇᕗᒻᒥ ᓄᓇᑖᕈᑎᓂᒃ ᐊᖏᕈᑏᑦ ᐃᓗᓕᖏᑦ 7.2.2)*. ᐃᓄᐃᑦ ᓄᑖᓂᒃ ᑕᖕᒪᕐᕕᒃᓴᓕᐅᕈᒪᔪᑦ ᓄᓇᒦᕝᕕᒃᓴᓂᒃ ᐃᑲᑦᑐᐊᑉ ᑎᖕᒥᐊᖃᕐᕕᖓᑕ ᓄᓇᓂ ᐅᖃᐅᓯᖃᕆᐊᖃᕐᓂᐊᖅᑐᑦ ᓇᓃᓐᓂᖓᓂᒃ ᑕᖕᒫᕐᕕᒃᓴᐅᑉ ᑕᐃᒃᑯᓄᖓ ᐊᐃᕖᑦ ᐊᖑᓇᓱᒃᑏᑦ ᑲᑐᔾᔨᖃᑎᒌᖏᓐᓄᑦ ᐊᒻᒪᓗ ᐃᕐᓂᐅᕐᕕᒃᑯᑦ ᐊᐅᓚᑦᑎᔨᐅᖃᑕᐅᓂᕐᒧᑦ ᑲᑎᒪᔨᕋᓛᖕᓄᑦ, ᐊᒃᑐᖅᑕᐅᓗᐊᖅᑕᐃᓕᒪᔭᕆᐊᖃᕐᓂᖏᓐᓄᑦ ᐆᒪᔪᐃᑦ ᐊᒻᒪᓗ ᐆᒪᔪᖃᕐᕕᐅᕙᖕᓂᖏᑦ *(ᐃᓄᐃᑦ ᐃᑲᔫᓯᐊᒃᓴᖏᓐᓄᑦ ᐊᖏᕈᑏᑦ ᐃᓗᓕᖏᑦ 5.5.4)*. ᒫᓐᓇᐅᔪᖅ, ᑖᒃᑯᐊ ᐃᕐᓂᐅᕐᕕᒃᑯᑦ ᐊᐅᓚᑦᑎᔨᐅᖃᑕᐅᓂᕐᒧᑦ ᑲᑎᒪᔨᕋᓛᖏᑦ ᐃᓕᑕᖅᓯᓯᒪᖏᓚᑦ ᓄᑖᓂᒃ ᓄᓇᒦᑦᑕᕐᑐᕝᕕᐅᕙᒃᑐᓂᒃ ᑕᖕᒫᕐᕕᖃᕐᐸᒃᑐᓂᒃ ᐊᑐᕐᓂᕐᔫᑕᐅᕙᖕᓂᖏᓐᓂᒃ ᖃᐅᔾᔨᖃᑦᑕᕐᓯᒪᖏᓇᒥᒃ, ᓴᐳᓐᓂᐊᖅᑕᐅᓯᒪᔭᕆᐊᖃᕐᓂᖏᓐᓂᒃ ᐊᑭᕋᖅᑐᕈᑕᐅᔪᓂᒃ, ᒪᓕᒃᑕᐅᔪᓴᐅᓂᖏᑦ ᐆᒪᔪᖃᕐᕕᖓᓂ ᐱᔾᔪᑎᖃᕐᑐᓂᒃ, ᑕᐃᒃᑯᐊᓗ ᖃᓄᐃᖏᑦᑎᐊᕆᐊᖃᕐᓂᖏᓐᓄᑦ ᑕᐅᕙᓂ ᐆᒪᔪᖃᕐᕕᖏᑦ ᐆᒪᔪᐃᑦᓗ ᐊᒥᓲᓂᖏᑦ ᖃᓄᐃᖏᓗᑎᒃ *(ᐃᓄᐃᑦ ᐃᑲᔫᓯᐊᒃᓴᖏᓐᓄᑦ ᐊᖏᕈᑏᑦ ᐃᓗᓕᖏᑦ 5.5.2).* ᐊᕙᑎᓕᕆᔨᕐᔪᐊᒃᑯᑦ ᓴᓇᔨᖏᑦ ᐊᒻᒪᓗ ᐊᐅᓚᑦᑎᔨᐅᖃᑕᐅᓂᕐᒧᑦ ᑲᑎᒪᔨᕋᓛᖏᑦ ᖃᐅᔨᓴᖃᑦᑕᖁᓇᖅᐳᑦ ᑕᖕᒫᕐᕕᐅᔪᓂᒃ

ᓄᓇᒦᑦᑕᖅᑐᕐᕕᓕᐊᕿᔭᐅᔪᓂᒃ ᐊᓯᖏᓐᓂᒡᓗ ᐱᖁᑎᖃᕐᕕᐅᖏᓐᓇᖅᑐᓂᒃ ᐃᓛᓂᒃᑯᑦ ᖃᐅᔨᒪᔭᐅᑦᑎᐊᕆᐊᖃᕐᓂᖏᓐᓄᑦ ᐱᐅᔪᓂᒃ ᐋᕿᐅᒪᑦᑎᐊᕐᓂᖏᓂᒃ ᐊᒻᒪᓗ ᐱᐅᖏᑦᑐᓂᒃ ᐊᒃᑐᐃᓂᖃᕐᓂᐊᖏᑦᑐᓂᒃ ᐊᕙᑎᒥᓂᒃ ᐊᕙᓗᐊᓂ.

6.4.6 ᐃᓄᖕᓄᑦ ᐱᖁᑎᒋᔭᐅᔪᑦ ᓄᓇᐃᑦ

ᐃᓄᖕᓄᑦ ᐱᖁᑎᒋᔭᐅᔪᑦ ᓄᓇᖏᑦ ᑎᖕᒥᐊᖃᕐᕕᖕᒥ ᐊᐅᓚᑕᐅᕙᒃᑐᑦ ᒪᓕᒃᑕᐅᓪᓗᑎᒃ *ᑎᑎᕋᖅᓯᒪᓂᖏᑦ 4-ᒥ ᐃᓄᐃᑦ ᐃᑲᔫᓯᐊᓴᖏᓐᓄᑦ ᐊᖏᕈᑎᖏᑦ* ᐅᖃᖅᓯᒪᖕᒪᑕ ᑕᐃᒃᑯᐊ ᓄᓇᒥ ᐱᒻᒪᕆᐅᓂᖃᕐᓂᖏᑦ ᐋᕿᐅᒪᑦᑎᑕᐅᖃᑦᑕᕆᐊᖃᕐᓂᖏᓐᓂᒃ. *ᐃᓗᓕᖏᑦ 4-ᖓᓃᒥᔪᑦ* ᖃᓄᐃᓕᐅᖅᑎᐅᓂᖏᓐᓂᒃ ᑲᒪᒋᔭᐅᔭᕆᐋᓕᑦ ᑭᕙᓕᕐᒥ ᐃᓄᐃᑦ ᑲᑐᔾᔨᖃᑎᒌᖖᒋᓐᓄᑦ ᐊᒻᒪᓗ ᒥᓂᔅᑕᖕᒐᓄᑦ ᐊᐅᓚᑕᐅᓂᖏᑦ ᐃᓄᖕᓄᑦ ᐱᖁᑎᒋᔭᐅᔪᑦ ᓄᓇᖁᑎᖏᑦ ᑎᖕᒥᐊᖃᕐᕕᐅᓂᕐᒥᓂᖏᑦ, ᓇᓗᓇᐃᔭᖅᑕᐅᓯᒪᓪᓗᑎᒡᓗ ᐊᖏᖅᑎᒌᒎᑕᐅᔪᓐᓇᐃᓕᓯᒪᔪᓂᒃ ᐊᖀᖃᑎᒌᑎᐊᕋᓱᒍᓐᓇᕐᓂᖏᓐᓄᑦ ᐊᑐᖅᑕᐅᔪᓐᓇᖅᑐᑦ ᐊᒻᒪᓗ ᐊᓯᖏᓐᓂᒃ ᐊᑐᕈᓐᓇᕐᒥᔭᖏᓐᓂᒃ ᐃᓱᒪᒃᓴᖅᓯᐅᕈᑎᐊᕆᐊᖃᕐᓂᖏᓐᓄᑦ (ᐆᒪᔪᓕᕆᔨᒃᑯᑦ ᑭᒡᒐᖅᑐᐃᔨᖏᓐᓄᑦ, ᐱᓕᕆᔨᐅᔪᓄᑦ ᐊᒻᒪᓗ ᐊᖏᕈᑎᑎᒍᑦ ᐱᓕᕆᑎᑕᐅᔪᓄᑦ ᑳᓐᑐᕌᒃᑎᐅᔪᑦ), ᐊᒻᒪᓗ ᑎᑭᓯᒪᕝᕕᐅᔪᓐᓇᕐᓂᖏᓐᓂᒃ ᐃᑳᕝᕕᐅᔪᓐᓇᕐᓂᖓᓂᒃ ᑎᖕᒥᐊᖃᕐᕕᐅᑉ ᑐᕌᖓᓂᖏᓐᓂᒃ ᑕᐅᕗᓈᖅᑐᑦ ᐃᓄᖕᓄᑦ ᓄᓇᖁᑎᖏᔭᐅᔪᓄᑦ ᑎᑭᕋᓱᒃᑕᖏᓐᓄᑦ.

6.4.7 ᒪᓕᒐᕆᔭᐅᔪᓂᒃ ᒪᓕᒃᑕᐅᑲᐃᓇᓱᖕᓂᖅ

ᒪᓕᒐᕐᓂᒃ, ᒪᓕᒐᒡᓗᑐᕐᓂᒃ, ᐊᖏᕈᑎᓂᒡᓗ ᐱᔾᔪᑎᖃᖅᑐᓂᒃ ᓴᐳᓐᓂᐊᖅᑕᐅᓯᒪᕝᕕᖕᓂᒃ ᓄᓇᕗᒥ ᒪᓕᒃᑕᐅᖁᔨᕙᖕᓂᖅ ᐱᒻᒪᕆᐊᓘᕗᖅ ᐊᐅᓚᑦᑎᓂᕐᒧᑦ ᑕᒪᒃᑯᓂᖓ ᓴᐳᓐᓂᐊᖅᑕᐅᓯᒪᕝᕕᐅᔪᓂᒃ. ᑲᓇᑕᒥ ᐆᒪᔪᓕᕆᔨᒃᑯᑦ ᐊᒻᒪᓗ ᐊᐅᓚᑦᑎᔨᐅᖃᑕᐅᓂᕐᒧᑦ ᑲᑎᒪᔨᕋᓛᑦ ᒪᓕᒃᑕᐅᑎᑦᑎᕙᖕᓂᐊᖅᑐᑦ ᒪᓕᒐᕐᓂᒃ ᖃᐅᔨᒪᑎᑦᑎᖅᑕᕐᓗᑎᒃ ᐃᓄᖕᓂᒃ ᖃᐅᔨᒪᔭᐅᔪᒃᓴᓂᒃ, ᐃᓕᓐᓂᐊᖅᓯᒪᓗᑕᐅᓗᑎᒡᓗ ᓴᐳᓐᓂᐊᖅᑕᐅᓯᒪᓂᖏᓐᓂᒃ ᓄᓇᐃᑦ, ᒪᓕᒐᕆᔭᐅᓂᖏᓐᓂᒃ ᐊᒻᒪᓗ ᐊᑐᐊᒐᕆᔭᐅᕙᒃᑐᓂᒃ ᑕᐅᕙᓂ, ᐊᒻᒪᓗ ᑐᕌᒐᕆᔭᐅᓂᖏᓐᓂᒃ, ᐱᓕᕆᐊᖑᔪᒪᓂᖏᓐᓂᒡᓗ ᐊᐅᓚᑕᐅᓂᖏᓐᓄᑦ ᑕᐅᕙᓂ ᓄᓇᖏᑦ.

ᐊᐅᓚᑦᑎᓂᕐᒧᑦ ᖃᓄᐃᓕᐅᕈᑎᒃᓴᐃᑦ ᒪᓕᒃᑕᐅᑎᑦᑎᓂᖅ ᒪᓕᒐᕐᓂᒃ ᐃᑲᑦᑐᐊᕐᒥ ᑎᖕᒥᐊᖃᕐᕕᖕᒥᒃ ᒪᑯᓂᖓ ᐃᓚᖃᕆᐊᖃᕐᓂᐊᖅᑐᑦ:

- ᐊᑐᐃᓐᓇᐅᑎᑕᐅᖃᑦᑕᕐᓗᑎᒃ ᑖᒃᑯᐊ ᐊᐅᓚᑦᑎᔾᔪᑕᐅᓂᕐᒧᑦ ᐸᕐᓇᐅᑎᖏᑦ;
- ᐊᑐᓕᖅᑎᑕᐅᓂᖏᓐᓂᒃ ᑐᓴᐅᒪᖃᑦᑕᐅᑎᓂᕐᒧᑦ ᐸᕐᓇᐅᑎᓕᐊᕆᓯᒪᔭᖏᑦ ᓴᓇᔭᐅᓯᒪᔪᓂᖏᑦ, ᒪᓕᒃᓱᑎᒃ ᑐᑭᓯᓂᐊᕐᕕᐅᓯᒪᓂᖏᓐᓂᒃ ᓴᓕᕐᒥᐅᑦ;
- ᐃᓕᐅᖅᑲᐃᓯᒪᓗᑎᒃ ᑎᑎᖅᑲᖅᑲᖅᑐᓂᒃ ᖃᐅᔨᒪᑎᑦᑎᒋᐊᕈᓂᒃ ᐱᓪᓚᕆᐅᓂᖏᓐᓂᒃ ᑎᑭᓯᕙᓪᓕᐊᓂᖏᓐᓂᒃ ᑎᖕᒥᐊᖃᕐᕕᖕᒧᑦ;

- ᐅᔾᔨᖅᑐᑦᑎᐊᕐᓂᖅ ᖃᐅᔨᒪᑎᑦᑎᒋᐊᕈᑏᑦ ᐊᑐᐃᓐᓇᐅᓂᖏᓐᓂᒃ ᐃᓄᖃᕐᕕᐅᒐᔪᒃᑐᓂ ᓴᓪᓕᕐᓂ;
- ᐅᔾᔨᖅᑐᑦᑎᐊᕐᓂᖅ ᐅᒥᐊᕐᔪᐊᒃᑰᖅᐸᒃᑐᑦ ᖃᐅᔨᒪᓂᖏᓐᓂᒃ ᐱᔪᓐᓇᐅᑎᖃᕆᐊᖃᕈᓐᓇᕐᓂᖏᓐᓂᒃ ᐃᒫᒍᕈᓐᓇᕐᓂᖏᓐᓄᑦ ᐃᑲᑦᑐᐊᑉ;
- ᐅᔾᔨᖅᑐᑦᑎᐊᕐᓂᖅ ᑎᖕᒥᓲᖅᑏᑦ ᖃᐅᔨᒪᓂᖏᓐᓂᒃ ᐱᔪᓐᓇᐅᑎᖃᕆᐊᖃᕈᓐᓇᕐᓂᖏᓐᓂᒃ ᐃᓗᐊᓃᓐᓂᐊᕈᑎᒃ ᐃᑲᑦᑐᐊᑉ ᑎᖕᒥᐊᖃᕐᕕᖓᓂᒃ;
- ᐅᔾᔨᖅᑐᑦᑎᐊᕐᓂᖅ ᓴᓪᓕᕐᒥᐅᑦ ᐃᓄᓕᒪᑦ, ᓇᖕᒥᓂᕐᓗ ᐱᓕᕆᕕᓖᑦ, ᖃᐅᔨᒪᔭᕆᐊᖃᕐᓂᖏᑦ ᐱᔪᓐᓇᐅᑎᖃᕆᐊᖃᕈᓐᓇᕐᓂᖏᓐᓂᒃ ᐃᓚᖏᓐᓂᒃ ᐱᓕᕆᔪᓐᓇᕐᓂᕐᒧᑦ ᑎᖕᒥᐊᖃᕐᕕᖕᒥ;
- ᐱᔫᒥᓴᐃᓂᖅ ᓴᓪᓕᕐᒥᐅᑕᓂᒃ ᐃᓄᓕᒫᓂᓪᓗ ᐅᖃᐅᓯᐅᖃᑦᑕᖁᔭᐅᓂᖏᓐᓂᒃ ᒪᓕᒐᕐᓂᒃ ᓱᕋᐃᔪᓂᒃ ᐱᓕᕆᐊᖑᔪᓂᒃ ᑎᖕᒥᐊᖃᕐᕕᐅᓂᕐᒥ ᐅᕝᕙᓗᓐᓃᑦ ᐱᔾᔪᑎᖃᖅᑐᓂᒃ ᑎᖕᒥᐊᕐᓂᒃ ᑎᑭᑉᐸᒃᑐᓂᒃ ᐅᖃᐅᓯᕆᔭᐅᕙᓪᓗᑎᒃ ᑲᓇᑕᒥ ᐆᒪᔪᓕᕆᔨᒃᑯᓐᓄᑦ ᐊᓯᖏᓄᓪᓗᓐᓃᑦ ᐊᐅᓚᑦᑎᔨᐅᔪᓐᓇᖅᑐᓄᑦ (ᑕᑯᓗᒋᑦ ᐊᕙᒃᑐᖅᓯᒪᓂᖏᓃᑦᑐᑦ 10-ᒥ ᐅᖃᖅᕙᒃᓴᐃᑦ ᑭᓇᒃᑰᓂᖏᑦ); ᐊᒻᒪᓗ
- ᐱᔫᒥᓴᐃᕙᖕᓂᖅ ᑕᐃᒪᖓᑦ ᖃᐅᔨᒋᐊᖅᑕᐅᖃᑕᕐᓂᖏᓐᓂᒃ ᑎᑭᓯᒪᕙᐅᖃᑕᕐᓂᖏᑦ ᐅᕝᕙᓗᓐᓃᑦ ᐱᓕᕆᕙᖏᓐᓂ ᖃᐅᔨᒋᐊᕐᕙᐅᖃᑕᕈᓐᓇᕐᓂᖏᓐᓂᒃ (ᓲᕐᓗ ᕿᒥᕐᕈᐊᖅᑕᐅᖃᑕᕐᑐᑎᒃ ᑎᑭᓯᒪᔪᑦ ᑎᑎᖃᖁᑎᖏᑦ ᑎᑎᕋᕙᐅᖃᑦᑕᐃᓐᓇᓱᖑᔪᑦ ᐅᒥᕐᔪᐊᕐᓂᒃ ᑎᖕᒥᓲᕐᓂᓪᓗᓐᓃᑦ ᑎᑭᓯᒪᔪᓂᒃ) ᑎᖕᒥᐊᖃᕐᕕᖕᒥ.

6.4.8 ᐊᕙᒃᑐᖅᓯᒪᓂᖏᓐᓂ ᖃᓄᐃᓕᐅᕈᑕᐅᕙᒃᑐᑦ ᐱᒋᐊᖅᑎᑕᐅᓯᒪᓕᖅᑐᑦᓗ

ᓯᓚᑎᒥᐅᑕᕆᔭᐅᔪᓂᒃ ᐃᒃᐱᒋᔭᐅᖃᑦᑕᖁᔨᓂᖅ ᐃᓯᒪᒋᔭᐅᓗᐊᖏᓂᖅᓴᐅᒐᓗᐊᖅᓯᑎᒃ ᑖᒃᑯᓄᖓ ᐊᐅᓚᑦᑎᓂᕐᒧᑦ ᐸᕐᓇᐅᑎᓂ ᐅᕝᕙᓗᓐᓃᑦ ᑎᓕᔭᐅᓯᒪᖏᑲᓗᐊᖅᑎᓪᓗᒋᑦ ᐃᕐᓂᐅᕐᕕᒃᑯᑦ ᐊᐅᓚᑦᑎᔨᐅᖃᑕᐅᓂᕐᒧᑦ ᑲᑎᒪᔨᕋᓛᖏᑦ, ᐃᓚᒋᔭᐅᖃᑕᕐᓂᖏᑦ ᐊᕙᒃᑐᖅᓯᒪᓂᖏᓐᓂ ᖃᓄᐃᓕᐅᕈᑕᐅᕙᒃᑐᓂ ᐅᕝᕙᓗᓐᓃᑦ ᐱᒋᐊᖅᑎᑕᐅᔪᒪᔪᓂᒃ ᐊᑐᖅᑕᐅᔭᕆᐊᖃᕐᓂᐊᖅᑐᑉᓴᐅᒋᕗᖅ ᐊᑑᑎᖃᑦᑎᐊᕈᓐᓇᖅᑐᓂᒃ ᐊᐅᓚᑎᑐᐅᒋᐊᕐᓂᕐᒧᑦ ᑎᖕᒥᐊᖃᕐᕕᖕᒥᒃ ᐊᓯᖏᓂᓪᓗ ᐆᒪᔪᓕᕆᓂᕐᒥᒃ.

ᐃᕐᓂᐅᕐᕕᒃᑯᑦ ᐊᐅᓚᑦᑎᔨᐅᖃᑕᐅᓂᕐᒧᑦ ᑲᑎᒪᔨᕋᓛᖏᑦ ᐃᓚᐅᖃᑦᑕᐃᓐᓇᖅᑐᑦ, ᐃᓚᒋᔭᐅᕙᒃᓯᑎᓪᓗᓐᓃᑦ ᐃᓄᓕᒫᑦ ᑐᓴᕐᕕᐅᔪᒪᓂᖏᓐᓂ, ᐊᕙᒃᑐᖅᓯᒪᓂᖏᓐᓂ ᒪᓕᒐᑦᑐᑐᕐᓂᒃ ᖃᓄᐃᓕᐅᕈᑎᖃᖅᑐᓂᒃ. ᑕᒪᒃᑯᐊ ᒪᑯᓂᖓᕈᑑᔭᖅ ᐃᓚᖃᕈᓐᓇᖅᐳᑦ ᐃᓚᐅᕝᕕᒋᖃᑦᑕᕈᓐᓇᖅᑕᖏᑦ:

- ᕿᒥᕐᕈᐊᖅᑕᐅᓂᖏᓐᓂᒃ ᐱᓕᕆᐊᒃᓴᕆᔭᐅᔪᒪᔪᑦ, ᐅᖃᐅᓯᐅᔪᒪᔪᑦ ᑕᐃᒃᑯᓇᓂ ᓄᓇᕗᒻᒥ ᐸᕐᓇᐅᑎᓕᕆᓂᕐᒧᑦ ᓴᓇᔭᐅᔪᒪᓂᒃᓗ ᖃᐅᔨᓴᖅᑕᕆᐊᖃᕐᓂᕐᒧᑦ ᒪᓕᒐᕐᓂᒃ, ᐊᒃᑐᖅᑕᐅᓯᓂᐊᕈᑎᒃ ᐆᒪᔪᐃᑦ ᐊᒻᒪᓗ ᐆᒪᔪᖃᕐᕕᐅᕙᒃᑐᑦ ᐃᓗᐊᓂ ᑎᖕᒥᐊᖃᕐᕕᖕᒥᑦᑐᓂᒃ; ᐊᒻᒪᓗ

- ᓄᓇᕗᒻᒥ ᓄᓇᐃᑦ ᐋᑑᑎᒃᓴᖏᓐᓂᒃ ᐸᕐᓇᐅᑎᓕᕆᓂᕐᒧᑦ ᐊᒻᒪᓗ ᓯᕗᓂᒃᓴᒥ ᐋᕿᒋᐊᖅᑕᐅᔾᓇᕐᓂᖏᓐᓂᒃ ᐱᕝᔪᑎᖅᖅᑐᓂᒃ.

ᐊᓯᖏᓐᓂᒃᑕᐅᖅ ᐱᒋᐊᖅᑎᑕᐅᓯᒪᔾᓇᖅᑐᓂᒃ ᐊᒻᒪᓗ ᐱᕕᒃᓴᕆᔭᐅᓕᕈᓐᓇᖅᑐᓂᒃ ᐃᓛᓂᒃᑯᑦ ᓴᕿᑉᐸᒃᑐᓂᒃ ᓯᕗᕚᕆᐊᕈᑕᐅᒋᐊᕐᓂᕐᒧᑦ ᐊᕕᒃᑐᖅᓯᒪᓂᖏᓐᓂ ᓴᐳᓐᓂᐊᖅᑕᐅᓂᖏᑦ ᑎᖕᒥᐊᑦ ᑎᑭᑉᐸᒃᑐᑦ ᐊᓯᖏᓪᓗ ᐆᒪᔪᐃᑦ, ᒪᑯᓂᖓ ᐃᓚᖅᑲᓇᖅᑐᓂᒃ:

- ᓴᕿᑎᑕᐅᔾᓇᕐᓂᖏᑦᑕ ᓴᐳᓐᓂᐊᖅᑕᐅᓯᒪᕝᕕᒃᓴᐃᑦ ᓄᓇᖏᑦ ᑭᕙᓪᓕᐅᑉ ᐊᕕᒃᑐᖅᓯᒪᓂᖓᓂ; ᐊᒻᒪᓗ
- ᓄᓇᕗᒻᒥ ᐆᒪᔪᓕᕆᓂᕐᒧᑦ ᒪᓕᒐᖅᑎᒍᑦ ᖃᓄᐃᓕᐅᕈᑎᒃᓴᓄᑦ ᐱᓕᕆᐊᒃᓴᕆᔭᐅᓂᐊᖅᑐᓄᓪᓗ ᐸᕐᓇᐅᓯᕆᔪᓂᒃ (*ᐃᓄᐃᑦ ᐃᑲᔫᓯᐊᒃᓴᖏᓐᓄᑦ ᐊᖏᕈᑏᑦ ᐃᓗᓕᖏᑦ 3.4.3*).

ᐊᐅᓚᑦᑎᔾᔪᖅᑲᐅᓂᕐᒧᑦ ᑲᑎᒪᔨᕋᓛᑦ ᐅᖅᑲᐅᓯᖅᑲᑦᑕᕐᓂᐊᖅᑐᑦ ᐊᒻᒪᓗ ᑐᑭᓕᐅᖅᑕᕐᓗᑎᒃ ᖃᓄᑎᒋ ᐃᓚᐅᓂᐊᕐᒪᖓᑕ ᑕᒪᒃᑯᐊ ᑲᒪᒋᔭᐅᓕᕈᑎᒃ ᐊᒻᒪᓗ ᐱᒋᐊᖅᑎᑕᐅᓯᒪᓕᕐᓂᕈᑎᒃ, ᐊᑐᓂ ᐃᖕᒥᒎᕐᓗᒋᑦ ᓴᕿᑦᑐᑦ ᐃᓱᒪᒃᓴᖅᓯᐅᕈᑎᐊᖃᓚᐅᕐᓗᓂᒋᑦ ᖃᓄᐃᓕᖓᓂᖏᑦ. ᐅᓗᕆᐊᓇᕐᓂᖃᕈᓐᓇᕐᓂᖏᑦ ᑎᖕᒥᐊᖃᕕᖕᓄᑦ, ᓴᐳᓐᓂᐊᖅᑕᐅᓂᖏᓐᓄᓪᓗ ᐃᑲᔫᑎᒃᓴᐅᔾᓇᕐᓂᖏᑦ, ᐊᒻᒪᓗ ᖃᓄᑎᒋ ᐊᒃᑐᐃᔾᓇᕐᒪᖔᑕ ᑐᑭᓕᐅᕈᑕᐅᓴᕆᐊᖃᕐᓂᐊᖅᑐᑦ ᐊᐅᓚᑦᑎᔾᔪᖅᑲᐅᓂᕐᒧᑦ ᑲᑎᒪᔨᕋᓛᑦ ᐃᓚᐅᔾᓇᕐᓂᖏᓐᓄᑦ. ᐊᓯᖏᑦᑕᐅᖅ ᓂᕆᐅᓇᖏᑦᑐᑦ ᓴᕿᑦᑐᓐᓇᕐᒥᔾᑦ ᐃᓚᐅᓴᕆᐊᖃᕈᑕᐅᓕᕈᓐᓇᖅᑐᑦ ᐊᐅᓚᑦᑎᔾᔪᖅᑲᐅᓂᕐᒧᑦ ᑲᑎᒪᔨᕋᓛᓄᑦ.

7 ᐊᖏᕈᑕᐅᓯᒪᔭᕆᐊᓖᑦ ᐱᓕᕆᐊᒃᓴᐃᑦ, ᐊᔪᕐᓇᖅᑎᑕᐅᔪᑦ ᐱᓕᕆᐊᕕᐅᔪᓐᓇᕐᓂᕐᒧᑦ ᐊᒻᒪᓗ ᐊᔪᖅᑎᑕᐅᔪᑦ ᑎᑭᓯᒪᕕᐅᔪᓐᓇᕐᓂᖏᓐᓄᑦ

ᑲᑎᒪᐅᑕᐅᕙᒃᑐᓂ ᑎᖏᐊᓕᕆᓂᕐᒧᑦ ᒪᓕᒐᓕᐊᕆᔭᐅᕙᒃᑐᑦ ᒪᓕᒐᓕᐅᕈᑕᐅᕙᒪᑕ ᑐᖓᕕᐅᓂᕐᒧᑦ ᓴᐳᓐᓂᐊᖅᑕᐅᖃᑕᕐᓂᖏᓐᓄᑦ ᑎᖏᐊᑦ ᓂᕿᒃᓴᕆᔭᐅᕙᒃᑐᑦ ᑎᑭᑉᐸᒃᑐᑦ ᐊᕐᕋᒍᑕᒫᖅ, ᐅᓪᓗᖃᕐᕕᖏᓪᓗ, ᒪᓐᓂᖏᓪᓗ, ᓱᕋᒃᑎᖅᑕᐅᖃᑕᕆᐊᖃᙱᓐᓂᖏᓐᓄᑦ, ᐸᒡᕕᓴᒃᑕᐅᖃᑦᑕᕆᐊᖃᙱᓐᓂᖏᓐᓄᑦ, ᐊᒻᒪᓗ ᐋᓂᖅᑕᐅᖃᑦᑕᕆᐊᖃᙱᓐᓂᖏᓐᓄᑦ. ᑕᐃᒃᑯᐊᓗ *ᑲᑎᒻᒪᐅᑕᐅᕙᒃᑐᓂᑦ ᑎᖏᐊᓕᕆᓂᕐᒧᑦ ᒪᓕᒐᕆᐊᕆᔭᐅᓯᒪᔪᓂᖒᖅᐸᒃᑐᑦ ᒪᓕᒐᓪᓗᑐᕆᔭᐅᕙᒃᑐᑦ* ᑐᕋᖓᓪᓗᑐᖅᐸᒃᑐᑦ ᐊᑐᖅᑕᐅᓂᖏᑦ ᐊᕕᒃᑐᖅᓯᒪᓂᖏᓐᓂ ᓴᓇᔭᐅᓯᒪᕙᒃᑐᑦ ᒪᓕᒃᓱᑎᒃ *ᑲᑎᒻᒪᐅᑕᐅᕙᒃᑐᓂᒃ ᑎᖏᐊᓕᕆᓂᕐᒧᑦ ᒪᓕᒐᓕᐊᖑᓯᒪᔪᓂᒃ*, ᓴᕿᑎᑦᑎᓗᑕᐅᕙᒪᑕ ᑎᖏᐊᖃᕐᕕᐅᓂᐊᖅᑐᓂᒃ ᐊᒻᒪᓗ ᑐᖓᕕᒃᓴᖃᕈᑕᐅᓂᕐᒧᑦ ᖃᓄᖅ ᐊᐅᓚᑕᐅᓂᕆᓂᐊᖅᑕᖏᓐᓂᒃ. ᑕᐃᒃᑯᐊ *ᑎᖏᐊᖃᕐᕕᖕᓄᑦ ᒪᓕᒐᓪᓗᑐᓴᐅᓕᖅᐸᒃᑐᑦ* ᐅᓂᒃᑳᖅᓯᒪᓲᖑᔪᑦ ᐊᔪᕐᓇᖅᑎᑕᐅᔪᓂᒃ ᐱᓕᕆᐊᖑᔪᓐᓇᕐᓂᖅ *(ᑎᖏᐊᖃᕐᕕᖕᓂ) ᑎᖏᐊᖃᕐᕕᖕᓄᑦ ᒪᓕᒐᓪᓗᑐᖅᑎᒍᑦ ᑎᑎᕋᖅᓯᒪᓂᖏᓐᓂ 3-ᒥᒃ 5-ᒧᑦ*, ᐊᒻᒪᓗ *ᐊᕕᒃᑐᖅᓯᒪᓂᖏᓐᓂ 10-ᒦ)* ᐊᒻᒪᓗ ᒥᓂᔅᑕᖓᑦ ᐊᕙᑎᓕᕆᔨᕐᔪᐊᑉ ᐊᐅᓚᑦᑎᔨᐅᔪᓐᓇᖅᑎᑕᐅᓪᓗᓂ ᐃᓗᓕᖏᓐᓂᒃ ᐊᖏᖅᑎᐅᔪᓐᓇᕐᓂᖓᓄᑦ ᐱᓕᕆᕝᕕᐅᔪᓐᓇᕐᓂᖏᓐᓄᑦ ᑎᖏᐊᖃᕐᕕᐊᑦ ᐊᓯᐊᒍᑦ ᐊᔪᕐᓇᖅᑎᑕᐅᔪᓐᓇᖅᑕᖅᑐᓂᒃ ᐊᓯᖏᓐᓄᑦ ᐱᓕᕆᔪᒪᔪᓄᑦ *(ᑎᖏᐊᖃᕐᕕᖕᓄᑦ ᒪᓕᒐᓪᓗᑐᐃᑦ 9-ᒦᑦᑐᕋ)*.

ᐱᔪᓐᓇᐅᑎᖃᖅᓯᑎᒃ ᒪᓕᒐᖅᑎᒍᑦ *ᓄᓇᕗᒻᒥ ᓄᓇᑖᕐᓂᕐᒧᑦ ᐊᖏᕈᑎᑎᒍᑦ* ᐊᒻᒪᓗ ᒪᓕᒃᑕᐅᔭᕆᐊᖃᓪᓗᑎᒃ ᓯᓚ ᐊᓯᖏᑦᑕᐅᖅ ᐃᓯᖅᑲᖅᑎᑦᑎᐳᐊᑎᑦ “ᐃᓄᐃᑦ ᐃᓯᒪᖅᓯᖅᐳᑦ ᓄᖅᑲᖅᑎᑕᐅᔪᓐᓇᖅᑎᒃᓗ ᐱᔪᓐᓇᐅᑎᖃᕐᒪᑕ ᑎᑭᓯᒪᔪᓐᓇᕐᓂᖅ, ᐊᖑᓇᓱᒍᓐᓇᕐᓂᖏᓐᓄᑦ, ᑕᒪᐃᓐᓂ ᓄᓇᓂ, ᐃᒪᕐᓂ, ᑕᕆᐅᕐᒥᓗ ᐃᓗᐊᓃᑦᑐᓂᒃ ᓄᓇᕗᒻᒥ ᓄᓇᑖᕆᓯᒪᔭᖓᑕ ᐃᓗᐊᓂ” *(ᓄᓇᕗᒻᒥ ᓄᓇᑖᕐᓂᕐᒧᑦ ᐊᖏᕈᑎᑎᒍᑦ 5.7.16)*. ᐱᔪᓐᓇᐅᑎᖏᑦ ᐊᑐᓂᕗᑦ ᐃᑲᑦᑐᐊᑉ ᑎᖏᐊᖃᕐᕕᖓᓂ. ᑕᒪᒃᑯᐊ *ᓄᓇᕗᒻᒥ ᓄᓇᑖᕐᓂᕐᒧᑦ ᐊᖏᕈᑏᑦ* ᐃᓄᖕᓂᒃ ᐱᔪᓐᓇᐅᑎᖃᕐᓇᐊᖃᕈᑕᐅᖓᓕᑦ ᐊᖑᓇᓱᒍᓐᓇᕐᓂᖏᓐᓄᑦ ᑎᖏᐊᕐᓂᒃ ᐊᒻᒪᓗ ᐃᓚᐅᔪᓐᓇᕐᓂᖏᓐᓂᒃ ᐱᓕᕆᐊᖑᔪᓂᒃ ᐱᔪᓐᓇᐅᑎᖃᖅᑐᓂᒃ ᑎᖏᐊᖅᓯᐅᕈᓐᓇᕐᓂᕐᒥ ᑎᖏᐊᖃᕐᕕᖕᒥ.

ᑖᒃᑯᐊ ᐊᐅᓚᑦᑎᓂᕐᒧᑦ ᐸᕐᓇᐅᑕᐅᓂᖏᑦ, *ᐃᓄᐃᑦ ᐃᑲᔫᓯᐊᒃᓴᖏᓐᓄᑦ ᐊᖏᕈᑏᓐᓂᑐᑦ*, ᐊᕙᑎᓕᕆᔨᕐᔪᐊᒃᑯᓪᓗ ᐊᑐᐊᒐᖅᑲᓇᕗᑦ ᐃᓯᒪᒃᓴᖅᓯᐅᕈᑕᐅᔭᕆᐊᖃᖅᑐᓂᒃ ᐱᔪᓐᓇᐅᑎᑖᕐᓂᐊᖅᑐᓂᒃ ᐱᔾᔪᑎᖃᖅᑐᓂᒃ ᐅᖕᖏᖅᓯᐊᒃ ᐊᖏᖅᑕᐅᔪᓐᓇᕐᓂᖏᓐᓂᒃ ᐊᔪᕐᓇᖅᑎᑕᐅᔪᓂᒃ ᐱᓕᕆᔪᓐᓇᕐᓂᕐᒥᒃ ᐱᔾᔪᑎᖃᖅᑐᓂᒃ ᓴᐳᓐᓂᐊᖅᑕᐅᓯᒪᕝᕕᒥ ᐅᖃᐅᓯᐅᓯᒪᓗᑎᒃ *ᑲᓇᑕᒥ ᐆᒪᔪᓕᕆᓂᕐᒧᑦ ᒪᓕᒐᖅᑎᒍᑦ* ᐊᒻᒪᓗ *ᑎᖏᐊᕐᓂᒃ ᐅᑎᖅᐸᒃᑐᓂᒃ ᑲᑎᒻᒪᐅᑕᐅᓗᑎᒃ ᒪᓕᒐᓕᐊᖑᓯᒪᔪᑦᓂᒃ, 1994-ᒥ* ᓇᓗᓇᐃᔭᐅᑕᐅᕙᓐᓂᐊᕐᒪᑕ ᑕᐃᒃᑯᐊ ᐊᑐᖅᑕᐅᓂᐊᖅᑐᓄᑦ ᐊᖏᖅᑕᐅᕙᓐᓂᐊᖅᑐᓂᒃ ᐱᔪᓐᓇᐅᑎᑖᕋᓱᒃᑐᓂᒃ ᐅᓂᒃᑳᖅᓯᒪᓂᐊᖅᑐᓂᒃ ᐱᔪᓐᓇᖅᑎᑎᓂᐊᕐᒪᖔᑕ ᐃᓯᒪᒃᓴᖅᓯᐅᕈᑎᖅᑕᐅᓂᖏᓐᓂᒃ ᐊᔪᕐᓇᖅᑎᑕᐅᕙᒃᑐᓂᑦ ᐱᓕᕆᔪᓐᓇᕐᓂᖅ ᐃᑲᑦᑐᐊᑉ ᑎᖏᐊᖃᕐᕕᖓᓂ.

ᑎᖏᐊᖃᕐᕕᖕᓄᑦ ᒪᓕᒐᓪᓗᑐᕆᔭᐅᔪᑦ ᒪᑯᓂᖓ ᐊᑖᓂ ᑎᑎᕋᖅᓯᒪᔪᓂᒃ ᐱᔪᓐᓇᖅᑎᑎᕙᖓᓚᑦ, ᑭᓯᐊᓂ ᐊᖏᖅᑕᐅᓯᒪᓪᓗᑐᕈᑎᒃ ᐱᓕᕆᐊᖑᔪᓐᓇᕐᓂᖏᓐᓂᒃ ᐱᔪᓐᓇᐅᑎᖃᐅᓗᑎᒃ (ᖃᐅᔨᒪᔭᐅᓂᐊᖅᐳᖅ ᐃᓄᐃᑦ ᐊᖑᓇᓱᒍᓐᓇᕐᓂᖏᑦ ᐊᒃᑐᖅᑕᐅᓯᒪᖏᑦᑐᑦ ᑖᒃᑯᓄᖓ, ᐅᖃᐅᓯᐅᕐᑯᓂᒃᓯᒪᕐᒪᑕ ᐱᔪᓐᓇᐅᑎᖃᐅᓂᖏᑦ ᖁᓛᓂ);

- ᑭᓇᑐᐃᓐᓇᖅ ᑎᖕᒥᐊᖅᓯᐅᕈᓐᓇᖏᑦᑐᖅ.
- ᑭᓇᑐᐃᓐᓇᖅ ᓱᕋᖅᑎᕆᓂᐊᖏᓚᖅ ᑎᒍᓯᖃᑦᑕᕆᐊᖃᕋᓂᓗᓐᓃᑦ ᑎᖕᒥᐊᑦ ᐅᑦᓗᖏᓐᓂᒃ.
- ᑭᓇᑐᐃᓐᓇᖅ ᐸᐸᑦᑎᕙᖕᓂᐊᖏᓚᖅ ᐆᒪᔪᒥᒃ ᓱᓕ ᑎᖕᒥᐊᕐᒥᒃ, ᑎᒥᕕᓂᖓᓂᒡᓗᓐᓃᑦ, ᐊᒥᖓᓂᒡᓗᓐᓃᑦ, ᐅᑦᓗᖓᓂᒡᓗᓐᓂᑦ, ᒪᓐᓂᖏᓐᓂᒡᓗᓐᓃᑦ ᑎᖕᒥᐊᑦ.
- ᑭᓇᑐᐃᓐᓇᖅ ᖁᑭᐅᓯᔭᖅᐸᖕᓂᐊᖏᓚᖅ ᐊᖑᓇᓱᖕᓂᕐᒧᓘᓃᑦ ᐊᑑᑎᓕᖕᒥᒃ ᐱᖁᑎᓂᒃ ᐱᓯᒪᔪᓐᓇᖏᓚᖅ
- ᑭᓇᑐᐃᓐᓇᖅ ᑎᒍᐊᕆᓯᒪᔭᒥᓂᒃ ᑳᑦᒥᒃ ᕿᒻᒥᕐᒥᓂᒡᓗᓐᓃᑦ ᐃᐲᖕᓛᖅᑎᑦᑎᕙᖕᓂᐊᖏᑦᑐᖅ ᓇᒧᑐᐃᓐᓇᕈᓐᓇᖅᑐᒥᒃ
- ᑭᓇᑐᐃᓐᓇᖅ ᐱᓕᕆᕙᖕᓂᐊᖏᓚᖅ ᓱᒃᑯᑎᕆᓂᐊᖅᑐᒥᒃ ᑎᖕᒥᐊᕐᓂᒃ, ᒪᓐᓂᖏᓐᓂᒡᓗᓐᓃᑦ, ᐅᑦᓗᖏᓐᓂᒡᓗᓐᓃᑦ, ᓇᔪᒐᕆᕙᒃᑕᖏᓐᓂᒡᓗᓐᓃᑦ ᑎᖕᒥᐊᑦ ᓄᓇᐃᑦ.

7.1 ᐊᐅᓚᑦᑎᔨᓄᑦ ᐊᖏᖅᑕᐅᔾᔪᑏᑦ

7.1.1 ᐊᖏᖅᑕᐅᖃᑦᑕᕐᓂᖏᑦ ᐱᔪᓐᓇᐅᑏᑦ

ᐊᑐᖅᑕᐅᓂᖏᓐᓂ *ᑎᖕᒥᐊᖃᕐᕕᖕᓄᑦ ᒪᓕᒐᓪᓗᑐᐃᑦ* ᐊᒻᒪᓗ ᐆᒃᑐᖅᑐᖃᕌᖓᑦ, ᒥᓂᔅᑕᐅᔪᖅ ᐊᕙᑎᓕᕆᓂᕐᒧᑦ ᐊᖏᕈᓐᓇᖅᐳᖅ ᐊᔪᕐᓇᖅᑎᑕᐅᔪᓂᒃ ᐱᓕᕆᐊᖑᔪᓐᓇᖅᑐᓂᒃ ᐊᑐᕐᓗᓂᒋᑦ *ᑎᖕᒥᐊᖃᕐᕕᖕᓄᑦ ᒪᓕᒐᓪᓗᑐᐃᑦ* ᑐᓂᓯᔪᓐᓇᖅᓱᓂ ᐱᔪᓐᓇᐅᑎᓂᒃ. ᑕᒪᓐᓇ ᐱᓕᕆᓂᕐᒧᑦ ᑐᕌᖓᔪᖅ ᐊᖑᒪᔭᕆᐊᖃᖅᐳᖅ ᐊᑕᐅᓯᕐᒥᒃ ᑕᒪᒃᑮᔪᓂᒡᓗᓐᓃᑦ ᐊᑑᑎᖃᕐᓂᐊᖅᑐᓂᒃ ᐊᒻᒪᓗ ᖃᓄᐃᓕᖓᖁᔭᐅᓂᖏᓐᓂᒃ ᒪᓕᒋᐊᖃᖅᓱᑎᒃ ᐅᖃᐅᓯᐅᓯᒪᔪᓂᒃ ᐊᕙᑎᓕᕆᔨᕐᔪᐊᒃᑯᑦ ᐊᑐᐊᒐᖁᑎᒋᔭᖏᓐᓂ ᐃᓱᒪᒃᓴᖅᓯᐅᕈᑕᐅᔭᕌᖓᒥᒃ ᐱᔪᓐᓇᖅᑎᑦᑎᓂᐊᕐᒪᖔᕐᒥᒃ ᐅᕝᕙᓗᓐᓃᑦ ᐊᖏᕈᑕᐅᔪᖃᕐᓂᐊᕐᒪᖔᑦ ᐊᓯᖏᓐᓄᑦ ᐊᔪᕐᓇᖅᑎᑕᐅᕝᕙᑐᓂᒃ ᐱᓕᕆᐊᖑᔪᓕᒪᔪᓂᒃ ᑎᖕᒥᐊᕐᓂᒃ ᓴᐳᓐᓂᐊᖅᑕᐅᓯᒪᕕᖕᓂ ᑎᒃᑯᐊᖅᑕᐅᓯᒪᔪᓂ, ᒪᓕᒃᓗᑎᒃ *ᑲᓇᑕᒥ ᐆᒪᔪᓕᕆᓂᕐᒧᑦ ᒪᓕᒐᕐᓂᒃ ᐊᒻᒪᓗ ᑎᖕᒥᐊᕐᓂᒃ ᐅᑎᖅᐸᒃᑐᓂᒃ ᑲᑎᒻᒪᐅᑕᐅᓗᑎᒃ ᒪᓕᒐᓕᐊᖑᓯᒪᔪᑦᓂᒃ 1994*-ᒥ.

ᐊᑑᑕᐅᓂᖏᓐᓄᑦ:

- ᐱᓕᕆᐊᖑᓂᐊᖅᑐᑦ ᐊᒃᑐᖅᓯᓯᒪᓂᐊᖏᑯᑎᒃ ᓱᒃᑯᓕᕈᑕᐅᔭᓐᓇᖅᑐᓂᒃ ᑎᖕᒥᐊᕐᓄᑦ, ᒪᓐᓂᖏᓐᓄᑦ, ᐅᑦᓗᖏᓐᓄᑦ, ᓇᔪᒐᕆᕙᒃᑕᖏᓐᓄᓪᓗ; ᐅᕝᕙᓗᓐᓃᑦ
- ᐱᓕᕆᐊᖑᓂᐊᖅᑐᑦ ᒪᓕᒃᐸᑕ ᐱᔾᔪᑕᐅᓂᖏᓐᓂᒃ ᐊᒻᒪᓗ ᑎᖕᒥᐊᖃᕐᕕᕈᖅᑎᑕᐅᓯᒪᓂᖏᓐᓂᒃ, ᐊᒻᒪᓗ ᒪᓕᒃᑐᓂᒃ ᒫᓐᓇᐅᓂᖅᐹᖑᓯᒪᔪᒥᒃ ᐊᐅᓚᑦᑎᓂᕐᒧᑦ ᐸᕐᓇᐅᓯᐊᕆᔭᐅᓯᒪᔪᓂᒃ ᑎᖕᒥᐊᖃᕐᕕᖕᓂᒃ.

ᖃᓄᐃᓕᖓᖁᔭᐅᕙᑏᕐᓂᖏᑦ:

- ᐊᓯᖒᖏᓐᓂᒃ ᐱᓕᕆᐊᖑᖒᕈᓐᓇᕐᓂᖏᓐᓂᒃ ᐃᓱᒪᒃᓴᖅᓯᐅᕈᑎᖃᓚᐅᕐᒥᔪᑦ; ᐊᒻᒪᓗ
- ᐊᒃᑐᖅᑕᐅᓗᐊᓈᒃᑯᑎᒃᓴᐃᑦ ᐃᓱᒪᒃᓴᖅᓯᐅᕈᑕᐅᓯᒪᒍᑎᒃ ᐊᒻᒪᓗ ᐊᖏᕈᑕᐅᓯᒪᒍᑎᒃ.

ᒪᓕᒐᖅᑎᑕᐅᓂᖏᑦ ᖃᓄᐃᓕᖓᔭᕆᐊᖅᑎᑕᐅᓂᖏᓪᓗ ᐊᐅᓚᑦᑎᓂᖏᓐᓂ ᐱᓕᕆᐊᕆᓂᐊᖅᑕᖏᓐᓂᒃ, ᒥᓂᔅᑕᐅᑉ ᐃᓱᒪᒃᓴᖅᓯᐅᕈᑎᖃᕆᐊᖅᑐᖅ ᓴᐳᓐᓂᐊᖅᑕᐅᓯᒪᔭᕆᐊᖃᕐᓂᖏᓐᓂᒃ ᐊᒃᑐᖅᑕᐅᓗᐊᓈᒃᑯᑎᒃᓴᖃᕆᐊᖃᕐᓂᖏᓂᓪᓗ ᑎᖕᒥᐊᑦ, ᓇᔪᖅᐸᒃᑕᖏᓪᓗ ᓄᓇᖏᑦ, ᑕᒪᒃᑯᐊᓗ ᐃᓚᔭᐅᓯᒪᔪᓐᓇᖅᓱᑎᒃ ᐱᔪᓐᓇᐅᑎᑖᕆᓂᐊᖅᑕᖏᓐᓄᑦ ᒪᓕᒐᕆᔭᐅᓗᑎᒃ. ᑐᑭᓯᒋᐊᕐᕕᒋᓗᒋᑦ ᐅᖃᐅᓯᐅᓯᒪᔪᑦ ᑎᑎᕋᖅᓯᒪᔪᑦ 7.1.7-ᖓᓂ ᑐᑭᓯᒋᐊᑎᐊᒃᑲᓐᓂᕈᒪᒍᕕᑦ ᐱᔪᓐᓇᐅᑎᑦ ᐊᑐᖅᑕᐅᕙᕐᓂᖏᓐᓂᒃ.

7.1.2 ᓄᓇᕗᒻᒥ ᐃᓄᐃᑦ ᐱᓕᕆᔪᓐᓇᕐᓂᖏᑦ ᐱᔪᓐᓇᐅᑎᖃᖅᑐᑎᒃ

ᓄᓇᕗᒻᒥ ᐃᓄᐃᑦ ᐱᔪᓐᓇᐅᑎᖄᓂᒃᑐᑦ ᑎᖕᒥᐊᖃᕐᕕᖕᓄᐊᖃᑦᑕᕈᓐᓇᕐᓂᖅ, ᐊᑭᓖᔭᕆᐊᖃᖅᑎᒃ ᐱᔪᓐᓇᐅᑎᖃᖅᑐᑎᒡᓗ, ᒪᑯᓂᖓ ᐱᓕᕆᐊᖃᕈᓐᓇᕐᓂᖏᓐᓄᑦ.

- ᐊᖑᓇᓱᖕᓂᕐᒧᑦ ᑕᒪᒃᑯᓄᖓ ᐊᑐᔪᓂᒃ ᐱᓕᕆᐊᖃᕈᓐᓇᕐᓂᕐᒧᑦ (*ᓄᓇᕗᒻᒥ ᓄᓇᑖᕐᓂᕐᒧᑦ ᐊᖏᕈᑎᑎᒍᑦ 5.7.18 ᐊᒻᒪᓗ ᐃᓄᐃᑦ ᐃᑲᔫᓯᐊᓴᖏᓐᓄᑦ ᐊᖏᕈᑏᑦ ᐃᓗᓕᖏᑦ 5.2*),
- ᐅᔭᕋᖕᓂᐊᕈᓐᓇᕐᓂᖅ ᐊᖏᑎᒋᔪᓂᒃ 60-ᓂᒃ ᑭᑉᐹᓇᒃᑐᓂᒃ ᔮᑦᓚᖕᓂᒃ ᐆᒃᑐᕋᐅᑎᓂᒃ ᐅᒃᑯᓯᒃᓴᔅᓴᕐᓂᒃ ᑎᖕᒥᐊᖃᕐᕕᖕᓂᒃ ᐊᒻᒪᓗ ᖃᓄᑐᐃᓐᓇᖅ ᐱᔪᒪᔭᖏᓐᓂᒃ ᐃᓄᐃᑦᑦ ᓄᓇᖁᑎᒋᔭᖏᓐᓂᒃ ᑎᖕᒥᐊᖃᕐᕕᐅᑉ ᐃᓗᐊᓃᑦᑐᓂᒃ (*ᓄᓇᕗᒻᒥ ᓄᓇᑖᕐᓂᕐᒧᑦ ᐊᖏᕈᑎᑎᒍᑦ 19.9.4 ᐊᒻᒪᓗ ᐃᓄᐃᑦ ᐃᑲᔫᓯᐊᒃᓴᖏᓐᓄᑦ ᐊᖏᕈᑏᑦ ᐃᓗᓕᖏᑦ 5.4*), ᐊᒻᒪᓗ
- ᓴᕿᑦᑎᑎᔪᓐᓇᕐᓂᖅ ᓄᑖᓂᒃ ᓄᓇᓕᕐᑖᕆᔭᐅᓂᐊᖅᑐᓂᒃ ᑕᖕᒫᕝᕙᓂᒃ (ᒪᓕᒃᓯᒪᑐᐊᕈᑎᒃ ᑕᐃᒃᑯᓂᖓ ᐃᓗᓕᖏᓃᑦᑐᓂᒃ 6.4.5, *ᐃᓄᐃᑦ ᐃᑲᔫᓯᐊᒃᓴᖏᓐᓄᑦ ᐊᖏᕈᑏᑦ ᐃᓗᓕᖏᓐᓂᒃ 5.5-ᒥ ᐊᒻᒪᓗ ᑕᐃᒃᑯᓂᖓ, ᓄᓇᕗᒻᒥ ᓄᓇᑖᕐᓂᕐᒧᑦ ᐊᖏᕈᑎᓂᒃ*).

ᐃᓄᐃᑦ ᐃᑲᔫᓯᐊᒃᓴᖏᓐᓄᑦ ᐊᖏᕈᑏᑦ (*ᐃᓗᓕᖏᑦ 5.3*) ᐃᓄᖕᓄᑦ ᐱᔪᓐᓇᐅᑕᐅᕗᑦ ᑎᑭᓯᒪᖃᑦᑕᖁᓐᓇᕐᓂᖅ ᑕᐅᕗᖓ ᐊᐅᓚᕈᔾᔭᕐᑐᑎᒃ ᐊᖑᓇᓱᒋᐊᕈᑎᔭᖏᓐᓂᒃ ᑎᖕᒥᐊᖃᕐᕕᖕᒦᑐᓐᓇᖅᓱᑎᒃ ᐃᑳᕐᕈᓐᓇᖅᓱᑎᓪᓗ ᑎᖕᒥᐊᖃᕐᕕᖕᒥᒃ ᐊᒻᒪᓗ ᖁᑭᐅᓯᔭᕈᓐᓇᖅᓱᑎᒃ ᐃᖕᒥᓂᒃ ᓴᐳᓐᓂᐊᕈᑎᓂᒃ ᐅᕝᕙᓘᓐᓃᑦ ᐊᐅᓛᕈᑎᔭᖏᑕ ᓴᐳᓐᓂᐊᖅᑕᐅᔾᔪᑎᒃᓴᖏᓐᓂᒃ. ᐱᔪᓐᓇᐅᑎᖃᕆᕗᑦ ᑎᑭᓯᒪᔪᓐᓇᕐᓂᖅ ᑕᐅᕗᖓ ᐱᔪᓐᓇᐅᑎᖃᖅᑐᑎᒃ ᐊᖑᓇᓱᒍᓐᓇᕐᓂᖏᓐᓄᑦ, ᐱᓕᕆᔪᓐᓇᕐᓂᖏᓐᓄᓪᓗ ᑐᑭᓕᐅᑦᑎᐊᑐᐃᓐᓇᕐᑐᑎᒃ ᐊᖑᓇᓱᖕᓂᕐᒧᑦ ᐱᔅᓴᑎᖃᑦᑐᓂᒃ ᐱᓕᕆᐊᕆᔭᖏᓐᓂᒃ.

ᐃᓄᑦᓚᓇᐅᖅᒋᑦᑐᑦ ᑐᓂᔭᐅᓯᒪᔪᓐᓇᖏᓚᑦ ᑕᒪᒃᑯᓂᖓ ᓄᓇᒧᑦ ᑎᑭᓯᒪᔪᓐᓇᐅᑎᓂᒃ ᐊᒻᒪᓗ ᒪᓕᒐᖅᑎᑕᐅᑦᑕᐃᓕᒪᔪᓇᐅᑎᓂᒃ, ᑐᓂᔭᐅᓯᒪᒐᓗᐊᐸᑎᓪᓗᓐᓃᑦ ᐃᓄᑦᓚᓇᐅᖅᒋᑦᑐᑦ ᐊᖑᓇᓱᒍᓐᓇᐅᑎᓂᒃ ᐱᓇᓱᒍᓐᓇᐅᑎᓂᓪᓗᓐᓃᑦ ᐱᔪᓐᓇᐅᑎᖃᖅᑐᒥᒃ ᐃᓄᖕᒥᖕᒫᖅᓯᒪᔪᒥᒃ ᖃᐃᑦᑕᕆᓯᒪᓕᒥᒃ ᐱᓯᒪᒐᓗᐊᕈᓂ, ᒪᓕᒃᑕᐅᔭᕆᐊᖃᕐᓂᖏᓐᓄᑦ *ᓄᓇᕗᒻᒥ ᓄᓇᑖᕈᑎᓄᑦ ᐊᖏᕈᑎᑦ ᐃᓗᓕᖏᑦ 5.7.35-ᒦᑦᑐᑦ.*

7.1.3 ᓄᓇᕗᒻᒥᐅᑦ ᐃᓄᐃᑦ ᐱᓕᕆᐊᕆᔪᓐᓇᖅᑕᖏᑦ ᑭᓯᐊᓂ ᐱᔪᓐᓇᐅᑎᖃᕈᑎᒃ

ᑮᓇᐅᔭᓕᐅᕈᑎᒃᓴᓂᒃ ᐱᓕᕆᐊᕆᔭᐅᔪᑦ ᐱᓕᕆᔾᔪᑕᐅᔪᓪᓗ ᐱᔪᓐᓇᐅᑎᖃᕆᐊᖃᖅᑐᑦ ᑎᖕᒥᐊᖃᕐᕕᖕᒥ ᓄᓇᕗᒻᒥ ᐃᓄᖕᓄᑦ ᓇᖕᒥᓂᖃᕐᕕᐅᔪᓂᒡᓗᓐᓃᑦ. ᑕᐃᒪᑦᑕᓇᐊᖃᖅᑎᑕᐅᕙᖏᑦᑐᑦ ᑭᓯᐊᓂ ᐊᐅᓛᕈᔾᔨᖃᑦᑕᖅᑐᑦ ᐊᖑᓇᓱᒋᐊᕈᔾᔨᓗᑎᒃ ᐊᖑᓇᓱᒃᑎᓂᒃ ᐃᖃᓪᓕᐊᖅᓯᒪᔪᓂᒡᓗᓐᓃᑦ. ᓄᓇᕗᒻᒥ ᐃᓄᐃᑦ ᐊᐅᓛᕈᔾᔨᕙᒃᑐᑦ ᐱᔪᓐᓇᐅᑎᖃᕆᐊᖃᖏᑲᓗᐊᖅᓱᑎᒃ ᑭᓯᐊᓂ ᐃᓄᓪᓚᕆᐅᖏᑦᑐᑦ ᐊᖑᓇᓱᒃᑏᑕᐅᔪᑦ, ᐃᖃᓪᓕᐊᖅᑎᑕᐅᔪᓪᓗᓐᓃᑦ ᐊᐅᓛᕈᑎᒋᔭᖏᑦ ᐱᔪᓐᓇᐅᑎᖃᕆᐊᖃᖅᐳᑦ. ᑕᑯᓗᒋᑦ ᐅᖃᐅᓯᐅᔪᑦ ᐊᕙᒃᑐᖅᓯᒪᓂᖏᓐᓂ 7.1.5-ᒦᑦᑐᑦ ᐃᓄᓪᓚᕆᐅᖏᑐᓂᒃ ᐱᔪᓐᓇᐅᑎᓕᕆᔪᑦ. ᐊᓯᖏᓐᓂᒃ ᐊᐅᓪᓛᕈᔾᔨᕙᖕᓂᕐᒥᒃ ᐱᔾᔪᑎᖃᖅᑐᑦ (ᓲᕐᓗ ᐊᕙᑎᒥᒃ ᑕᑯᓂᐊᖅᑎᑦᑎᓂᕐᒥᒃ, ᖃᔭᕆᐊᒃᑰᕈᔾᔨᕐᓂᕐᒥᒃ, ᐊᓯᖏᓐᓂᒡᓗ) ᓄᓇᕗᒻᒥ ᐃᓄᖕᓂᒃ ᐱᔪᓐᓇᐅᑎᖃᕆᐊᖃᕈᓐᓇᖅᐳᑦ. ᑐᑭᓯᓂᐊᕐᕕᒋᓗᒋᑦ ᐃᓗᓕᖏᑦ ᑎᑎᕋᖅᓯᒪᔪᑦ 7.1.7-ᒥ ᑐᑭᓯᐊᑦᑎᐊᒃᑲᓐᓂᕈᓐᓇᕐᓂᕐᒧᑦ ᐱᔪᓐᓇᐅᑎᓕᕆᔪᓂᒃ ᐱᔾᔪᑎᖃᖅᑐᓂᒃ.

7.1.4 ᐃᓄᓪᓚᕆᐅᖏᑦᑐᓄᑦ ᐱᓕᕆᐊᖃᕈᓐᓇᕐᓂᖏᑦ ᐱᔪᓐᓇᐅᑎᖃᖏᓗᑎᒃ

ᑕᒪᐃᓐᓂᑦᑎᐊᖅ ᐱᓕᕆᐊᖑᔪᓐᓇᖅᑐᑦ, ᐃᓚᖃᖅᓯᑎᓪᓗ ᑕᐃᒃᑯᓂᖓ ᓄᓇᒧᑦ ᑕᐅᕗᖓ ᑎᑭᓯᒪᔪᓐᓇᕐᓂᕐᒥᒃ ᐊᒻᒪᓗ ᓄᓇᖏᓃᑐᓐᓇᕐᓂᖏᓐᓂᒃ ᑲᔪᓯᑎᑕᐅᓇᔭᕈᑎᒃ ᐱᔪᓐᓇᖅᑎᑕᐅᓗᑎᒃ, ᐱᔪᓐᓇᐅᑎᖃᕆᐊᖃᕐᓂᐊᖅᑐᒃᓴᐅᒋᕗᑦ ᓱᓕ ᐃᓄᓪᓚᕆᐅᖏᑦᑐᑦ, ᑎᖕᒥᐊᑦ ᓂᕿᒃᓴᕆᔭᐅᕙᒃᑐᑦ ᐃᓄᐃᑦ ᓄᓇᖏᓃᓕᕋᖓᒥᒃ (ᑕᒫᓂ ᐄᐳᒥᒃ ᐊᒃᑑᐱᕆᒧᑦ ᑎᑭᓪᓗᒍ); ᐊᒻᒪᓗ ᖃᖓᑐᐃᓐᓇᖅ ᐊᕐᕋᒍᒥ, ᑕᐃᒃᑯᐊ ᐃᓄᓪᓚᕆᐅᖏᑦᑐᑦ ᐱᓕᕆᔪᒪᓂᐊᖅᑐᑦ, ᐱᓕᕆᐊᕆᔪᒪᔭᖏᓪᓗᓐᓃᑦ ᓱᕋᖅᑎᕆᓗᑕᐅᓂᐊᕈᑎᒃ ᑎᖕᒥᐊᖃᕐᕕᐅᔪᓂ ᓄᓇᓂᒃ ᐱᔪᓐᓇᐅᑎᖃᕆᐊᖃᕐᓂᐊᖅᑐᒃᓴᐅᒋᕗᑦ. ᑕᒪᓐᓇ ᐊᑐᕆᕗᖅ ᐊᖑᓇᓱᒍᓐᓇᐅᑎᒥᒃ ᐱᓇᓱᒍᓐᓇᐅᑎᒥᒡᓗᓐᓃᑦ ᑐᓂᔭᐅᓯᒪᔪᖃᕋᓗᐊᖅᐸᑦ ᐱᔪᓐᓇᐅᑎᒋᔭᐅᔪᓂᒃ ᐊᑐᖅᑕᐅᔭᕆᐊᖃᕐᓂᖏᓐᓄᑦ ᐃᓗᓕᖏᑦ *5.7.35-ᒦᑦᑐᑦ ᓄᓇᕗᒻᒥ ᓄᓇᑖᕐᓂᕐᒧᑦ ᐊᖏᕈᑎᖏᑦ*. ᑐᑭᓯᓂᐊᕐᕕᒋᓗᒋᑦ ᑎᑎᕋᖅᓯᒪᔪᑦ 7.1.7-ᖓᓂ ᑕᑉᕙᓂ ᑐᑭᓯᒋᐊᑦᑎᐊᕈᒪᒍᕕᑦ ᐱᔪᓐᓇᐅᑎᓕᕆᔪᑦ.

7.1.5 ᐃᓄᓪᓚᕆᐅᖏᑦᑐᑦ ᐱᓕᕆᔪᓐᓇᕐᓂᖏᑦ ᐊᖏᖅᑕᐅᔪᓐᓇᖅᑐᑦ ᑭᓯᐊᓂ ᐱᔪᓐᓇᐅᑎᖃᖅᑐᑎᒃ

ᐃᓄᓪᓚᕆᐅᖏᑦᑐᑦ ᐱᔪᓐᓇᐅᑎᖃᕆᐊᖃᖅᐳᑦ ᖁᑭᐅᓯᔭᕈᓇᕐᓂᕐᒧᑦ ᑎᖕᒥᐊᖃᕐᕕᖕᓂ. ᐃᓄᓪᓚᕆᐅᖏᑐᑦᑕᐅᑦ ᐱᔪᓐᓇᐅᑎᓕᓴᕆᐊᖃᕆᕗᑦ ᖁᑭᕆᐊᖃᑦᑕᕈᓐᓇᕐᓂᕐᒧᑦ ᐊᒻᒪᓗ ᐸᐸᑦᑎᔪᓐᓇᕐᓂᖅ ᑐᖅᑯᑕᒥᓂᒃ ᑎᖕᒥᐊᕐᓂᒃ. ᑕᒪᓐᓇ ᐱᖃᓯᐅᔾᔭᓯᒪᒋᕗᖅ ᐃᓄᓪᓚᕆᐅᖏᑦᑐᓂᒃ-ᐊᖑᓇᓱᒋᐊᕈᔾᔭᐅᓯᒪᔪᓂᒃ ᐆᒪᔪᓂ ᖃᓄᐃᑦᑑᓂᖏᓐᓂᒃ ᓇᓗᓇᐃᖅᑕᐅᓯᒪᔪᓂᒃ (ᐊᖑᓇᓱᒋᐊᕈᔾᔭᔪᖅ ᐃᓄᓚᕆᐅᒐᓗᐊᖅᐸᑦ ᓄᓇᕗᒻᒥᐅᑕᐅᓗᓂ, ᐱᔪᓐᓇᐅᑎᖅᒋᑎᑦᑐᒍᓗᓐᓃᑦ ᐃᓄᒃ, ᐊᑐᖅᑕᐅᔭᕆᐊᖃᖅᐳᑦ ᒪᓕᒃᑕᐅᔭᕆᐊᖃᕐᓂᖏᓐᓄᑦ *ᐃᓄᐃᑦ ᐃᑲᔫᓯᐊᒃᓴᖏᓐᓄᑦ ᐊᖏᕈᑏᑦ ᐃᓗᓕᖏᑦ ᑎᑎᕋᖅᓯᒪᔪᑦ 5.3.1-ᒥ*; ᐊᕙᒃᑐᖅᓯᒪᓂᖏᓐᓂ 7.1.2). ᑐᑭᓯᓂᐊᕐᕕᒋᓗᒋᑦ ᑎᑎᕋᖅᓯᒪᔪᑦ 7.1.7-ᖓᓂ ᑕᑉᕙᓂ ᑐᑭᓯᒋᐊᑦᑎᐊᕈᒪᒍᕕᑦ ᐱᔪᓐᓇᐅᑎᓕᕆᔪᑦ.

7.1.6 ᐱᓕᕆᔪᓐᓇᕐᓂᖅ ᐊᖏᖅᑕᐅᓯᒪᔪᑦ ᐱᔪᓐᓇᐅᑎᖃᕐᓂᕐᒧᑦ ᐃᓄᖕᓄᑦ ᐱᕐᑯᑎᒋᔭᐅᔪᓂ ᓄᓇᓂ

ᑕᐃᒃᑯᐊ ᑲᑎᒻᒪᐅᑕᐅᕙᖕᓂᖕᒋᓄᑦ ᑎᖕᒥᐊᓕᕆᓂᕐᒧᑦ ᒪᓕᒐᐃᕐ, ᐊᒻᒪᓗ ᒪᓕᒐᑦᓗᑐᓇᔭᖕᒋᑦ ᐊᑐᖅᑕᐅᕗᑦ ᐃᓄᖕᓄᑦ ᐱᕐᑯᑎᒋᔭᐅᔪᓂ ᓄᓇᓂ ᑎᖕᒥᐊᖅᑲᖅᕕᖕᒦᓂᖕᒋᓐᓂᒃ. ᒥᓂᔅᑕᐅᔪᖅ ᐊᕙᑎᓕᕆᔾᔪᐊᒃᑯᓐᓄᑦ ᑐᓂᓯᓯᒪᔪᓐᓇᖅᑐᑦ ᐱᔪᓐᓇᐅᑎᓂᒃ ᐱᓕᕆᕝᕙᐅᔪᓐᓇᕐᓂᐊᕐᒪᑕ ᐃᓄᖕᓄᑦ ᐱᕐᑯᑎᒋᔭᐅᔪᑦ ᓄᓇᖕᒋᑦ, ᑐᑭᓯᓂᐊᕈᑕᐅᓚᐅᕐᓗᑎᒃ ᑭᕙᓪᓕᕐᒥ ᐃᓄᐃᑦ ᑲᑐᔾᔨᖅᑲᑎᒌᖕᒋᑦ. ᐊᑐᖅᑕᐅᓚᔪᐃᑦᑐᒥᒃ ᐊᔾᔨᐅᖕᒋᑦᑐᒥᒃ ᐱᐅᓯᒃᖃᑎᑕᐅᓰᖕᒪᑕ ᑐᑭᓕᐅᕐᓂᖕᒋᓐᓂᒃ ᑐᓂᔭᐅᔪᖅᑲᖅᓂᐊᕐᒪᖕᒪᑦ ᑎᖕᒥᐊᖅᑲᖅᕕᖕᒥ ᐱᔪᓐᓇᐅᑎᓂᒃ ᐃᓄᖕᓄᑦ ᐱᕐᑯᑎᒋᔭᐅᔪᓂ ᓄᓇᓕᕆᔪᓂ, ᑭᕙᓪᓕᕐᒥ ᐃᓄᐃᑦ ᑲᑐᔾᔨᖅᑲᑎᒌᖕᒋᑦ ᐅᖅᑲᖅᓯᒪᑦᑎᐊᓇᐊᖅᑲᖅᒪᑕ ᐃᑲᔪᖅᓯᐃᓂᖕᒋᓐᓂᒃ ᐱᔪᓐᓇᐅᑎᑖᕿᓯᒪᔪᓂᒃ. ᐃᓗᓕᖕᒋᑦ 4-ᖕᖑᓃᑦᑐᑦ ᐃᓄᐃᑦ ᐃᑲᔫᓯᐊᒃᓴᖕᒋᓐᓄᑦ ᐊᖕᒋᕈᑎᖕᒋᓃᑦᑐᑦ ᐅᓂᒃᑳᖅᑕᐅᓯᒪᑦᑎᐊᖅᑐᑦ ᖃᓄᐃᓕᐅᖅᑲᑦᑕᓇᐊᖅᑲᖅᓂᖕᒋᓐᓂᒃ.

ᐊᒻᒪᑕᐅᖅ ᓱᓕ, ᑎᖕᒥᐊᖅᑲᖅᕕᐅᓂᖕᖑᓂ ᐱᔪᓐᓇᐅᑎᓕᕆᔪᓂ, ᐱᓕᕆᔪᒪᔪᑦ ᐊᖏᖅᑕᐅᓯᒪᖅᑲᑦᑕᕆᐊᖅᑲᕆᕗᑦ ᑭᕙᓪᓕᕐᒥ ᐃᓄᐃᑦ ᑲᑐᔾᔨᖅᑲᑎᒌᖕᒋᓐᓄᑦ ᑎᑭᓯᒪᔪᓐᓇᖅᓂᖕᖑᓄᑦ ᐃᓄᖕᓄᑦ ᐱᕐᑯᑎᒋᔭᐅᔪᓂᒃ ᓄᓇᓂᒃ ᑎᖕᒥᐊᖅᕕᐅᓂᖅᒦᑦᑐᓂᒃ.

7.1.7 ᑲᓇᑕᒥ ᐱᔪᓐᓇᐅᑎᓂᒃ ᐱᓇᓯᐊᖅᑲᑦᑕᕈᓐᓇᖅᓂᖅᒧᑦ ᐱᐅᓯᕆᔭᐅᕙᒃᑐᑦ ᐊᑐᖅᑕᐅᔭᕆᐊᓖᑦ

ᐱᓕᕆᐊᖑᔪᒪᔪᓂᓕ ᑐᒃᓯᕋᐅᑏᑦ ᐃᑲᑦᑐᐊᖅᒥ ᑎᖕᒥᐊᖅᑲᖅᕕᖕᒥ ᐱᔾᔪᑎᒋᓗᒋᑦ, ᑲᓇᑕᒥ ᐆᒪᔪᓕᕆᔨᒃᑯᑦ ᒪᓕᒐᑦᓗᑐᓕᕆᔨᐅᕙᒃᐳᑦ ᐊᐅᓚᑦᑎᔨᐅᓗᑎᒃ ᐊᑐᖅᓯᑎᒃ ᓄᓇᕗᒻᒥ ᐸᕐᓇᐅᑎᓂᒃ ᐊᒻᒪᓗ ᐱᓕᕆᐊᖑᔪᒪᔪᓂᒃ ᖃᐅᔨᓴᖅᑕᕆᐊᖅᑲᖅᓂᖅᒧᑦ ᒪᓕᒐᖅᓂᒃ, ᑐᑭᓕᐅᕈᑕᐅᖅᑕᖅᓂᖕᒋᓐᓄᑦ ᓄᓇᕗᒻᒥ ᑕᒪᐃᓐᓄᑦ ᐊᑐᖅᑕᐅᓂᐊᖅᑐᓂᒃ ᒪᓕᒐᓪᓗᑐᓇᔭᐅᓂᐊᖅᑐᓂᒃ. ᑕᒪᖅᒥᒃ ᐱᓕᕆᔪᒪᓂᖅᒧᑦ ᑐᒃᓯᕋᐅᑏᑦ ᓄᓇᕗᒻᒥ ᑐᓂᔭᐅᖅᑳᓇᐊᖅᑲᖅᒪᑕ ᓄᓇᕗᒻᒥ ᐸᕐᓇᐃᔨᒃᑯᑦ ᑲᒥᓯᓇᖕᒋᓐᓄᑦ (ᐸᕐᓇᐃᔨᒃᑯᓐᓄᑦ). ᑖᒃᑯᐊ ᑲᒥᓯᓇᖕᒋᑦ ᐸᕐᓇᐃᔨᑦ ᑐᑭᓯᓂᐊᖅᑲᑦᑕᖅᐳᑦ ᐱᓕᕆᐊᖑᔪᒪᔪᓂᒃ ᑐᒃᓯᕋᖅᑕᐅᔪᓂᒃ ᒪᓕᑦᑎᐊᕆᐊᖅᑲᖅᓂᖕᒋᓐᓄᑦ ᑭᕙᓪᓕᕐᒥ ᓄᓇᐃᑦ ᐊᑐᖅᑕᐅᔪᓐᓇᖅᓂᖕᒋᓐᓄᑦ ᐸᕐᓇᐅᑎᓕᐊᕆᔭᐅᕚᓂᒃᓯᒪᔪᓂᒃ, ᐊᒻᒪᓗ ᑐᓂᓯᓰᖕᒍᓪᓗᑎᒃ ᒪᓕᑦᑎᐊᕐᒪᖕᒌᑕ ᓇᓗᓇᐃᔭᐅᑎᒥᓂᒃ ᑕᐃᒃᑯᓄᖕᖓ ᑲᓇᑕᒥ ᐆᒪᔪᓕᕆᔨᖕᒋᓐᓄᑦ. ᐸᕐᓇᐃᔨᑦᑕᐅᖅ ᑲᒥᓯᓇᖕᒋᑦ ᑐᔪᐃᖅᑲᑕᖅᒥᔪᑦ ᓴᓂᐊᓂᒃ ᐱᓕᕆᐊᒃᓴᐃᑦ ᑐᒃᓯᕋᐅᑎᖕᒋᓐᓂᒃ, ᑎᑎᖅᑲᓂᒃ ᑐᑭᓕᐅᕈᑎᒋᔭᖕᒋᓐᓂᒃ ᐊᒻᒪᓗ ᖃᓄᐃᑐᑐᐃᓐᓇᖅᓂᖅ ᐊᑐᓕᖅᑯᔭᖕᒋᓐᓂᒃ, ᓄᓇᕗᒻᒥ ᓄᓇᐃᑦ ᐊᒃᑐᖅᑕᐅᓯᒪᔪᓐᓇᖅᓯᒪᖕᒋᓐᓄᑦ ᐊᕙᑎᓕᕆᔨᒃᑯᑦ ᑲᑎᒪᔨᖕᒋᓐᓄᑦ (ᐊᕙᑎᓕᕆᔨᒃᑯᑦ ᑲᑎᒪᔨᖕᒋᓐᓄᑦ) ᕿᒥᕐᕈᐊᖅᑕᐅᓂᐊᖅᑐᓂᒃ, ᑕᐃᒪᐃᓇᔭᖕᒋᑐᑦ ᑭᓯᐊᓂ ᒪᓕᒐᖅᑲᖕᒋᑦᑐᓐᓇᖅᑎᑕᐅᒍᑎᒃ ᐱᓕᕆᔪᒪᔪᑦ. ᐊᕙᑎᓕᕆᔨᒃᑯᑦ ᑲᑎᒪᔨᖕᒋᑦ ᑐᑭᓕᐅᖅᑎᐅᕙᒃᑐᑦ ᐱᓕᕆᐊᖑᔪᒪᔪᓂᒃ ᐱᔭᕆᐊᑕᐅᔪᓇᐊᖅᑲᖅᓂᖕᒋᓂᒃ ᐱᒻᒪᕆᐅᔪᓇᖅᑐᓂᒃ ᐊᕙᑎᒥᒃ ᐱᐅᓯᑐᖅᑲᖅᓂᒃ ᐅᕝᕙᓗᓐᓃᑦ ᐃᓅᖅᑲᑎᒋᒃᑐᓄᑦ-ᐃᓅᓯᖅᑲᕈᑕᐅᔪᑦ ᑮᓇᐅᔭᓕᐅᕈᑕᐅᕙᒃᑐᑦᓗᓐᓃᑦ ᐊᒃᑐᖅᑕᐅᓇᔭᖅᑐᑦ ᐊᒻᒪᓗ ᖃᐅᔨᓴᖅᑕᐅᑦᑎᐊᒃᑲᓐᓂᕆᐊᖅᑲᖅᓂᐊᕐᒪᖕᒪᑕ ᑐᑭᓕᐅᖅᑎᐅᕙᖕᒥᔪᑦ ᑕᒪᒃᑯᐊ. ᐊᕙᑎᓕᕆᔨᒃᑯᑦ ᑲᑎᒪᔨᖕᒋᑦ ᑐᓂᓯᓰᖕᒍᑦ ᐅᓂᒃᑳᓕᐊᖕᒋᓐᓂᒃ ᕿᒥᕐᕈᐊᓚᐅᖅᑕᖕᒋᓐᓂᒃ ᐃᓯᒪᓕᐅᕈᑎᒋᓯᒪᔭᒥᓂᒃ ᑲᓇᑕᒥ ᐆᒪᔪᓕᕆᔨᒃᑯᖕᒋᓐᓄᑦ.

ᑲᓇᑕᒥ ᐆᒪᔪᓕᕆᔨᒃᑯᑦ ᑐᓂᓯᔪᓐᓇᓲᖑᖏᓚᑦ ᐱᔪᓐᓇᐅᑎᓂᒃ ᐱᔪᓐᓇᐅᑎᑕᕋᓱᐊᖅᑐᓄᑦ ᐆᒃᑐᖅᓯᒪᔪᓄᑦ, ᑭᓯᐊᓂ ᐱᐅᔪᓂᒃ ᒪᓕᑦᑎᐊᕐᓂᕋᖅᑕᐅᓯᒪᒍᑎᒃ ᑐᑭᓕᐅᖅᑕᐅᓯᒪᓕᖅᑐᓂᒃ ᑐᓂᔭᐅᓯᒪᓕᕈᑎᒃ, ᐱᓕᕆᐊᖑᔪᒪᔪᑦᓗᓐᓃᑦ ᖃᐅᔨᓴᖅᑕᐅᔭᕆᐊᖃᙱᓂᖅᕋᖅᑕᐅᒍᑎᒃ ᑭᓯᐊᓂ, ᐸᕐᓇᐃᔭᒃᑯᓐᓄᑦ ᐅᕝᕙᓗᓐᓃᑦ ᓈᒻᒪᖕᓂᖅᑕᐅᓚᐅᕐᓗᑎᒃ ᐊᕙᑎᓕᕆᔨᒃᑯᑦ ᑲᑎᒪᔨᖏᓐᓄᑦ, ᐅᖃᖅᓯᒪᓗᑎᒃ ᐱᓕᕆᐊᖑᔪᒪᔪᑦ ᑲᔪᓯᔪᓐᓇᕐᓂᕋᖅᑕᐅᓗᑎᒃ. ᐊᒻᒪᑕᐅᖅ ᓱᓕ, ᐅᖃᐅᔾᔨᒋᐊᖅᑎᐅᖃᑕᕐᒪᑕ ᒥᓂᔅᑕᒧᑦ ᑕᒪᐃᓐᓂᒃ ᐱᔾᔪᑎᖃᖅᑐᓂᒃ ᐸᕐᓇᐅᑎᓕᐊᓇᔭᐅᕙᒃᑐᓂᒃ ᐊᒻᒪᓗ ᐊᐅᓚᑕᐅᕙᖕᓂᖏᓐᓂᒃ ᑎᖕᒥᐊᖃᕐᕖᑦ. ᐃᕐᓂᐅᕐᕕᒃᑯᑦᑕᐅᖅ ᐊᐅᓚᑦᑎᔨᐅᖅᑕᐅᓂᕐᒧᑦ ᑲᑎᒪᔨᕋᓛᖏᑦ ᕿᒥᕐᕈᐊᖅᑕᕐᒥᔪᑦ ᑲᓇᑕᒥ ᐆᒪᔪᓕᕆᔨᒃᑯᑦ ᐱᔪᓐᓇᐅᑎᑖᖅᑎᓯᒪᔭᖏᓐᓂᒃ ᐊᒻᒪᓗ ᑐᓂᓯᓲᖑᓪᓗᑎᒃ ᑲᑎᒪᔨᕋᓛᑦ ᑖᒃᑯᐊ ᐊᑐᓕᖁᔭᒥᓂᒃ ᑐᓂᔭᐅᓚᐅᖏᓂᖏᓐᓂᓗ ᓱᓕ ᐱᔪᓐᓇᐅᑎᓂᒃ ᐆᒪᔪᓕᕆᔨᒃᑯᓐᓂᖔᕐᓂᐊᖅᑐᓂᒃ (ᐃᓄᐃᑦ ᐊᒃᑐᖅᑕᐅᓯᒪᓂᖏᓐᓄᑦ ᐃᑲᔫᓯᐊᒃᓴᓄᑦ ᐊᖏᕈᑏᑦ ᐃᓗᓕᖏᑦ 3.3-ᒥᑦᑐᑦ ᒪᓕᒃᑕᐅᓗᑎᒃ). ᑕᑯᔭᒃᓴᐃᑦ 8-ᖓᓃᑦᑐᑦ ᑕᑯᒃᓴᐅᑎᑦᑎᕗᑦ ᖃᓄᖅ ᐊᐅᓚᑕᐅᖅᑕᕐᒪᖔᑦ ᑲᒪᒋᔭᐅᕙᖕᓂᖏᑦ ᑐᓂᔭᐅᔪᓐᓇᕐᓂᖅ ᐱᔪᓐᓇᐅᑎᓂᒃ.

ᐱᔪᓐᓇᐅᑎᑖᕈᒪᓂᕐᒧᑦ ᑐᒃᓯᕋᐅᑏᑦ ᑐᓂᔭᐅᖃᑦᑕᕆᐊᖃᖅᐳᑦ ᑐᔪᖅᑕᐅᓗᑎᒡᓗᓐᓃᑦ ᐅᑯᓄᖓ:

ᑲᓇᑕᒥᐅᑦ ᐆᒪᔪᓕᕆᓂᕐᒧᑦ ᐱᔨᑦᑎᕋᐃᔩᑦ
ᐊᕙᑎᓕᕆᔨᕐᔪᐊᒃᑯᑦ ᓯᓚᐅᑉ ᐊᓯᔾᔨᖅᐸᓪᓕᐊᓂᖓᓄᑦ ᑲᓇᑕᒥ
ᓇᐹᖅᑐᖃᖏᓐᓂᕐᒥᒃ ᐊᒻᒪᓗ ᐅᑭᐅᖅᑕᖅᑐᖅᐸᓯᐅᓂᕐᒥ ᐊᕕᒃᑐᖅᓯᒪᓂᕐᒥ
ᑎᑎᖃᕐᓂᐊᕐᕕᒃ 1870
ᕿᓚᐅᑉ ᐃᒡᓗᖁᑎᖓᑦ, 933 ᐊᖅᑯᑎᖓᓂ ᒥᕝᕕᒃ, ᐱᖓᔪᐊᓐᓂ ᖁᓛᓂ ᓇᑎᖓᓐᓂᒃ,
ᐃᖃᓗᐃᑦ, ᓄᓇᕗᑦ X0A 0H0
ᖃᕆᑕᐅᔭᒃᑯᑦ ᑎᑎᖃᖅᑖᕐᕕᖓ: ec.nupermisscf-cwspermitnu.ec@Canada.ca

ᐅᖃᕐᕕᐅᓗᑎᒃ ᐅᕘᓇ ᖃᕆᑕᐅᔭᒃᑯᑦ ᑎᑎᖃᖅᑖᕐᕕᖓᒍᑦ ec.nupermisscf-cwspermitnu.ec@Canada.ca ᐅᕝᕙᓗᓐᓃᑦ ᐅᖄᓚᒡᕕᐅᓗ ᓂ1-800-668-6767 (ᑲᓇᑕᒥᑐᓂ ᑭᓯᐊᓂ) ᐊᐱᖁᑎᒃᓴᖃᕈᕕᑦ, ᐅᖃᐅᓯᒃᓴᖃᕈᕕᓪᓗᓐᓃᑦ, ᐃᓱᒫᓗᑎᖃᕈᕕᓪᓗᓐᓃᑦ ᑲᓇᑕᐅᑉ ᒐᕙᒪᖏᓐᓂᒃ ᐆᒪᔪᓕᕆᓂᕐᒧᑦ ᐱᔪᓐᓇᐅᑎᓕᕆᓂᕐᒥᒃ ᓄᓇᕗᒻᒥ ᐅᕝᕙᓗᓐᓃᑦ ᐃᑲᔪᖅᑕᐅᔭᕆᐊᖃᕈᕕᑦ ᑕᑕᑎᕆᓂᕐᒥᒃ ᑎᑎᕋᕐᕕᒃᓴᖏᓐᓂᒃ ᐆᒃᑐᕈᑎᓂᒃ ᐱᔪᓐᓇᐅᑎᑕᕋᓱᐊᕈᑎᓂᒃ.

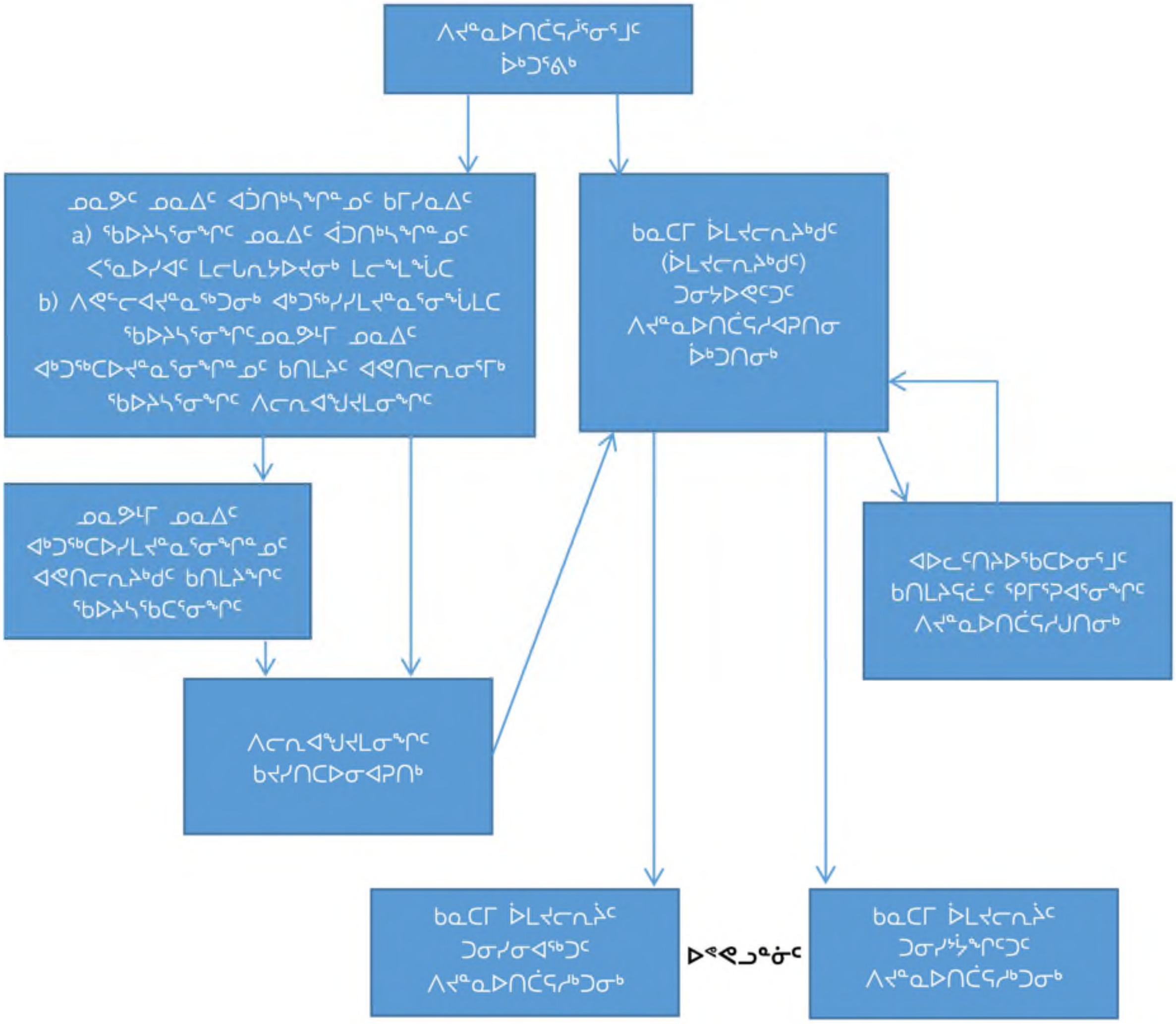
ᐱᔪᓐᓇᐅᑎᑖᕋᓱᕐᓂᕐᒧᑦ
ᐆᒃᑐᕐᕕᒃ
ᓄᓇᕗᑦ ᓄᓇᐃᑦ ᐊᑑᑎᒃᓴᖏᓐᓄᑦ ᑲᒥᓯᓇᐃᑦ
a) ᖃᐅᔨᓴᕐᓂᖏᑦ ᓄᓇᐃᑦ ᐋᑐᑎᒃᓴᖏᓐᓄᑦ
ᐸᕐᓇᐅᓯᐊᑦ ᒪᓕᒐᕆᔭᐅᔪᓂᒃ ᒪᓕᖕᒪᖔᑕ
b) ᐱᕙᓪᓕᐊᔪᓐᓇᖅᑐᓂᒃ ᐊᒃᑐᖅᓯᓯᒪᔪᓐᓇᕐᓂᖔᒪᑕ
ᖃᐅᔨᓴᕐᓂᖏᑦᓄᓇᕗᒻᒥ ᓄᓇᐃᑦ
ᐊᒃᑐᖅᑕᐅᔪᓐᓇᕐᓂᖏᓐᓄᑦ ᑲᑎᒪᔩᑦ ᐊᕙᑎᓕᕆᓂᕐᒥᒃ
ᖃᐅᔨᓴᕐᓂᖏᑦ ᐱᓕᕆᐊᖑᔪᒪᓂᖏᑦ
ᑲᓇᑕᒥ ᐆᒪᔪᓕᕆᔩᒃᑯᑦ
(ᐆᒪᔪᓕᕆᔩᒃᑯᑦ)
ᑐᓂᔭᐅᕙᑦᑐᑦ
ᐱᔪᓐᓇᐅᑎᑖᕋᓯᐊᕈᑎᓂ
ᐆᒃᑐᑎᓂᒃ
ᓄᓇᕗᒻᒥ ᓄᓇᐃᑦ
ᐊᒃᑐᖅᑕᐅᓯᒪᔪᓐᓇᕐᓂᖏᓐᓄᑦ
ᐊᕙᑎᓕᕆᔩᒃᑯᑦ ᑲᑎᒪᔨᖏᑦ
ᖃᐅᔨᓴᖃᑕᕐᓂᖏᑦ
ᐊᐅᓚᕐᑎᔨᐅᖃᑕᐅᓂᕐᒧᑦ
ᑲᑎᒪᔨᕋᓛᑦ ᕿᒥᕐᕈᐊᕐᓂᖏᑦ
ᐱᔪᓐᓇᐅᑎᑖᕋᓱᒍᑎᓂᒃ
ᐱᓕᕆᐊᖑᔪᒪᓂᖏᑦ
ᑲᔪᓯᑎᑕᐅᓂᐊᕈᑎᒃ
ᑲᓇᑕᒥ ᐆᒪᔪᓕᕆᔨᑦ
ᑐᓂᓯᓂᐊᖅᑐᑦ
ᐱᔪᓐᓇᐅᑎᑖᕋᓱᒃᑐᓂᒃ
ᐅᕝᕙᓘᓐᓃᑦ
ᑲᓇᑕᒥ ᐆᒪᔪᓕᕆᔨᑦ
ᑐᓂᓯᔾᔭᖏᑦᑐᑦ
ᐱᔪᓐᓇᐅᑎᑖᕋᓱᒃᑐᓂᒃ

ᑕᑯᔭᒃᓴᖅ 8: ᑎᖕᒥᐊᖃᕐᕕᖕᒥ ᐱᔪᓐᓇᐅᑎᑖᕋᓯᐊᕐᓂᕐᒧᑦ ᐆᒃᑐᕈᑏᑦ ᖃᓄᐃᓕᐅᕈᑕᐅᕙᖕᓂᖏᑦ

7.2 ᐊᓯᖏᑦ ᑲᓇᑕᐅᑉ ᒐᕙᒪᒃᑯᖏᓐᓄᑦ ᐊᒻᒪᓗ ᓄᓇᕗᑦ ᒐᕙᒪᖏᓐᓄᑦ ᐊᖏᕈᑕᐅᕙᒃᑐᑦ ᐊᒻᒪᓗ ᐊᒻᒪ ᐱᔪᓐᓇᐅᑎᐅᕙᖕᒥᔪᑦ

ᒪᓕᒃᑕᐅᓪᓗᑎᒃ ᖃᓄᐃᑦᑑᓂᖏᑦ ᐱᓕᕆᐊᕆᔭᐅᔪᒪᔪᑦ, ᐊᓯᖏᑦ ᑲᓇᑕᐅᑉ ᒐᕙᒪᒃᑯᖏᓐᓂᒃ ᓄᓇᕗᒥᐅᓂᓗᓐᓃᑦ ᒐᕙᒪᖏᑦ ᐊᖏᖅᑎᐅᕙᒃᐳᑦ, ᐱᔪᓐᓇᐅᑏᕐᓂᐊᖅᑐᓂᒡᓗᓐᓃᑦ. ᐱᓯᒪᔭᐅᕐᑯᔨᐅᔪᓐᓇᕆᕗᑦ ᐱᓕᕆᔪᖃᕐᓂᐊᖅᑎᓪᓗᒍ ᖃᖅᓴᐅᖅᑑᕐᒥ ᑎᖕᒥᐊᕐᕕᖕᒥ ᐊᓯᖏᓐᓂᒃ ᓯᓚ, ᓲᕐᓗ ᐆᒃᑐᑎᒋᓗᒍ, ᖃᐅᔨᓴᕈᒪᔪᖃᕐᓂᐊᖅᐸᑦ ᐱᓯᒪᔭᕆᐊᖃᖅᑎᑕᐅᔪᓐᓇᖅᐳᑦ ᖃᐅᔨᓴᕐᕕᐊᓗᖕᒥᒃ ᓚᐃᔅᓴᓐᓯᑖᕐᕕᐅᕙᒃᑐᓂᒃ ᓄᓇᕗᒻᒥ ᖃᐅᔨᓴᕐᕕᖔᓂᒃ ᐅᕝᕙᓘᓐᓃᑦ ᐆᒪᔪᓕᕆᓂᕐᒧᑦ ᐱᔪᓐᓇᐅᑎᑖᕆᐊᖃᕐᓂᖅ ᓄᓇᕗᑦ ᒐᕙᒪᒃᑯᑦ ᐊᕙᑎᓕᕆᔩᒃᑯᖏᓐᓂᒃ. ᐅᖃᕐᕕᐅᔭᕆᐊᖃᖅᑐᑦ ᐊᕕᒃᑐᖅᓯᒪᓂᕆᔭᐢᓯᓐᓂ ᑲᓇᑕᓕᒫᒧᑦᓗᓐᓃᑦ ᓄᓇᕗᒻᒥᓗᓐᓃᑦ ᐱᔪᓐᓇᐅᑎᓕᕆᔩᑦ ᑐᑭᓯᓂᐊᕐᕕᖏᑦ.

8 ᓄᓇᖏᑦ ᑎᖕᒥᐊᖃᕐᕕᐅᑉ ᖃᓄᐃᓕᐅᕐᕕᐅᓂᖏᓐᓄᑦ ᑕᐃᔭᐅᓂᖏᑦ ᐃᓕᑕᕆᔭᐅᓯᒪᓂᖏᓪᓗ

ᐃᑲᑦᑐᐊᖅ ᒫᓇᐅᔪᖅ ᐃᓕᑕᕆᔭᐅᓯᒪᕗᖅ ᑎᖕᒥᐊᖃᕐᕕᐅᓂᕐᒥᒃ; ᑭᓯᐊᓂᓕ, ᐊᕐᕋᒍᓕᒫᖅ ᓴᐳᓐᓂᐊᖅᑕᐅᕙᓐᖑᕈᓂ ᐆᒪᔪᖁᑎᖏᓐᓂᒃ ᓄᓇᒥᐅᑕᕆᔭᐅᔪᓂᒡᓗ ᐱᑐᖃᐅᔪᓂᒃ ᑲᓇᑕᓕᒫᒥ ᐆᒪᔪᖃᕐᕕᓐᖑᖅᑎᑕᐅᓗᓂ ᐱᐅᓂᖅᓴᐅᓇᔭᖅᐳᖅ.

ᓯᕗᓪᓕᕐᒥ ᑕᐃᔅᓱᒪᓂ ᑎᒃᑯᐊᖅᑕᐅᖕᒪᑦ ᑎᖕᒥᐊᖃᕐᕕᐅᓂᕐᒥᒃ ᓈᒻᒪᓚᐅᕐᒪᑦ ᐆᒪᔪᐃᑦ ᓴᐳᓐᓂᐊᖅᑕᐅᒋᐊᕐᓂᖏᓐᓄᑦ, ᑲᖑᐃᑦ ᐊᒥᓲᕙᓚᐅᕐᓂᖏᑦ ᓄᓕᐊᕐᓇᐅᓂᖓᓂ. ᑭᓯᐊᓂᓕ, ᐊᓂᒍᖅᓯᒪᓕᖅᑐᓂ 60-ᖑᔪᓂ ᐊᕐᕋᒍᓂ, ᓴᐳᓐᓂᐊᖅᑕᐅᔭᕆᐊᖃᕐᓂᖏᑦ ᐊᓯᑕᖃᓕᖅᐸᑦ ᑎᖕᒥᐊᕐᓂᒃ, ᐊᓯᖏᑦ ᐆᒪᔪᖃᕐᕕᐅᔪᑦ ᐊᒻᒪᓗ ᐆᒪᔪᐃᑦ ᐃᓚᖏᑦ ᐊᒥᓲᖏᑐᐊᓕᕐᓂᖏᓐᓄᑦ, ᐊᒻᒪᓗ ᐃᓄᐃᑦ ᐃᓕᖅᑯᓯᑐᖃᖏᓐᓂᒃ ᐱᖁᑎᕕᓂᕆᔭᐅᔪᑦ ᑕᐅᕙᓃᓐᓂᖏᑦ ᐊᓯᔾᔨᖅᓯᒪᓕᖅᓱᑎᒃ.

ᑕᐃᔅᓱᒪᓂ 1959-ᖑᑎᓪᓗᒍ, ᑲᓇᑕᒥ ᐆᒪᔪᓕᕆᔩᖏᑦ ᓴᕿᑎᑦᑎᓚᐅᖅᓯᒪᖕᒪᑕ ᑎᖕᒥᐊᖃᕐᕕᐅᓂᐊᓕᖅᑐᒥᒃ, ᑲᓇᑕᒥ ᒪᓕᒐᓕᐅᕈᓐᓇᕐᓂᖏᑦ ᐱᔪᓐᓇᐅᑐᐃᓐᓇᖅᐸᓚᐅᕐᒪᑕ ᑲᓇᑕᒥ ᓄᓇᓂᒃ ᐊᑑᑎᖃᖅᑐᓂᒃ ᓇᔪᖅᑕᐅᕙᖕᓂᖏᓂᒃ ᐆᒪᔪᖃᕐᕕᐅᔪᓂ ᓴᐳᓐᓂᐊᕈᑕᐅᖃᑦᑕᕈᓐᓇᕐᓂᖅ. ᑕᐃᒃᑯᐊ *ᑲᓇᑕᒥ ᐆᒪᔪᓕᕆᓂᕐᒧᑦ ᒪᓕᒐᐃᑦ* ᒥᓂᔅᑕᐃᑦ ᑲᑎᒪᔩᕐᔪᐊᖏᓐᓄᑦ ᐊᖏᕈᑕᐅᓚᓵᓚᐅᕐᓚᐅᕐᒪᑕ ᑕᒫᓂᑐᖃᖅ ᑭᓯᐊᓂ 1973-ᖑᓕᖅᑎᓪᓗᒍ. ᑖᒃᑯᐊ *ᒪᓕᒐᖏᑦ* ᐱᔪᓐᓇᐅᑕᐅᕗᑦ ᐊᖀᔪᓐᓇᕐᓂᕐᒥᒃ, ᐊᐅᓚᑦᑎᔪᓐᓇᕐᓂᕐᒥᒃ ᐊᒻᒪᓗ ᓴᐳᓐᓂᐊᖅᑕᐅᔪᓐᓇᕐᓂᖏᓐᓂᒃ ᑲᓇᑕᓕᒫᒥ ᐆᒪᔪᖃᕐᕖᑦ, ᖃᐅᔨᓴᖅᑕᐅᔪᓐᓇᕐᓂᖏᓐᓄᑦ ᐆᒪᔪᖏᑦ, ᐱᑕᖃᐃᓐᓇᕆᐊᖃᕐᓂᖏᓐᓄᑦ ᐅᕙᓗᓐᓃᑦ ᑐᑭᓯᓇᖅᑎᑕᐅᒋᐊᕐᓂᖏᓐᓄᑦ ᐱᑕᖃᕈᑕᐅᓂᖏᑦ.

ᓄᓇᐅᓂᖅ ᐊᑕᐅᓯᕐᒥᒡᓗᓐᓃᑦ ᓴᕿᑎᑦᑎᔪᓐᓇᐅᑕᐅᓂᕐᒧᑦ ᒪᓕᒐᕐᓂᒃ ᐱᑕᖃᕆᐊᖃᖅᐳᖅ ᐊᑖᓃᑦᑐᓂᒃ ᑎᑎᕋᖅᑕᐅᓯᒪᔪᓂᒃ, ᑐᒃᓯᕋᐅᑕᐅᓂᐊᕈᓂ ᑲᓇᑕᓕᒫᒥ ᐆᒪᔪᖃᕐᕕᓐᖑᖅᑎᑕᐅᔪᒪᓂᕐᒧᑦ. ᐃᑲᑦᑐᐊᖅ ᐊᖑᒪᕗᖅ ᐱᖓᓱᓂᒃ ᒫᓇᐅᔪᖅ ᒪᓕᒐᖃᕈᑕᐅᔪᓂᒃ ᑎᒃᑯᐊᖅᑕᐅᖃᑦᑕᕈᓐᓇᕐᓂᖏᓐᓄᑦ ᖃᓇᑕᓕᒫᒥ ᐆᒪᔪᖃᕐᕕᒃᓴᖑᑎᑕᐅᔪᓐᓇᕐᓂᖓᓄᑦ. (ᐊᕕᒃᑐᖅᓯᒪᔪᓂ ᑕᑯᑎᑦᑎᔾᔪᑦ 8).

ᐊᕕᒃᑐᖅᓯᒪᔪᓂᒃ ᑕᑯᑎᑦᑎᔾᔪᑦ 8: ᒪᓕᒐᕆᔭᐅᔪᑦ ᖃᓄᐃᓕᖓᔭᕆᐊᖅᑲᖅᓂᖏᓐᓄᑦ ᑎᒃᑯᐊᖅᑕᐅᔪᓐᓇᖅᓂᐊᕈᓂ ᐃᑲᑦᑐᐊᖅ ᑲᓇᑕᓕᒫᒥ ᑎᖕᒥᐊᖅᑲᖅᕕᐅᓂᖅᒧᑦ.

ᒪᓕᒐᐃᑦ ᖃᓄᐃᓕᖓᔭᕆᐊᖅᑲᖅᓂᖅᒧᑦ ᑲᓇᑕᓕᒫᒥ ᐆᒪᔪᖅᑲᖅᕕᕈᖅᑎᑕᐅᔪᓐᓇᖅᓂᖅᒧᑦ (ᐊᕙᑎᓕᕆᔨᖅᔪᐊᒃᑯᑦ 2017b)	ᐃᑲᑦᑐᐊᑉ ᖃᐅᔨᓴᖅᑕᐅᓯᒪᓂᖓ ᖃᓄᐃᓕᖓᓂᖓᓂᒃ ᒪᓕᒐᓕᕆᔭᐅᔪᓂᒃ ᒪᓕᖕᓂᖓᓄᑦ
1. ᑕᒪᓐᓇ ᓄᓇᖓ ᐱᑕᓕᒃ ᒥᑭᓂᖅᐹᖑᓂᖅᑲᖅᑎᑕᐅᔪᒥᒃ 1% ᐳᓴᓐᑎᖏᓃᑦᑐᓂᒃ ᑲᓇᑕᐅᑉ ᐆᒪᔪᖅᑯᑎᖏᓐᓂᒃ ᐊᔾᔨᑲᓴᒋᔭᖏᓐᓂᒡᓗᓐᓃᑦ ᐆᒪᔪᓂᒃ ᑎᑭᐸᒃᑐᓂᒃ ᑎᖕᒥᐊᖅᓂᒃ ᐅᕝᕙᓗᓐᓃᑦ ᑕᐃᒃᑯᓂᖓ ᐆᒪᔪᓂᒃ ᐊᒥᓲᖏᓗᐊᓕᖅᓯᒪᔪᓂ ᐱᑕᖅᑲᖅᓱᑎᒃ[1].	✓ ᐅᖓᑖᓃᑦᑐᑦ 5% ᐳᓴᓐᑎᓂᒃ ᑲᓇᑕᒥᐅᓂ ᑲᖑᐃᑦ ᑕᐅᕙᓂ ᐅᑦᑐᖅᑲᓲᑦ ᐃᓗᐊᓂ ᑎᖕᒥᐊᖅᑲᖅᕕᐅᑉ ✓ ᐅᖓᑖᓃᑦᑐᑦ 1% ᐳᓴᓐᑎᓂᒃ ᓂᖅᓕᖅᓇᐃᑦ (Atlantic brant) ᐅᑦᑐᖅᑲᕈᓐᓇᖅᓂᖏᑦ ᑎᖕᒥᐊᖅᕕᖕᒥ, ᒪᓕᒃᑕᐅᑦᑐᑎᒃ ᑕᐃᒪᖓᓂᒃ ᖃᐅᔨᔭᐅᖅᑲᑦᑕᖅᓯᒪᓂᖏᑦ
2. ᑕᒪᓐᓇ ᓄᓇᖓ ᐊᒥᓱᐊᓗᖕᓂᒃ[2] ᐱᑕᖅᑲᖅᕕᐅᓲᖅ ᑎᖕᒥᐊᖅᓂᒃ ᑎᖕᒥᐊᑦᓗ ᐊᔾᔨᒐᓚᒋᕙᖕᒥᔭᖏᓐᓂᒃ ᐅᕝᕙᓗᓐᓃᑦ ᐆᒪᔪᓂᒃ ᐊᒥᓲᖏᓗᐊᓕᖅᑐᓂᒃ ᐱᑕᖅᑲᓲᖑᔪᓂᒡᓗᓐᓃᑦ ᐊᑐᓲᓐᓇᐅᖅᑲᑕᕋᓗᐊᖅᑐᒥᒃ ᐊᒥᓲᓂᖅᓴᐅᕙᒃᑐᓂᒡᓗᓐᓃᑦ ᑕᒪᒃᑯᓂᖓ ᐆᒪᔪᓂᒃ, ᐊᒥᓲᓂᑦᓚᓇᖏᑦ ᑲᑎᑦᑐᒋᑦ ᖃᐅᔨᒪᐅᖏᑎᑐᒋᑦ, ᐱᑕᖅᑲᓲᖑᖏᖕᒪᑕ ᑕᒫᓂ ᐊᕕᒃᑐᖅᓯᒪᓂᖏᓐᓂ.	✓ ᐱᖓᓲᔪᖅᑐᑦ 6-ᖑᔪᑦ ᐆᒪᔪᐃᑦ ᐊᒥᓲᖏᓗᐊᓕᖅᓂᖅᒍᑦ ᑎᑎᕋᖅᑕᐅᓯᒪᓕᖅᑐᑦ ᐊᑖᒍᑦ *ᐆᒪᔪᐃᑦ ᐊᒥᓲᖏᓗᐊᓕᖅᓂᖏᓐᓄᑦ ᒪᓕᒐᖅᑎᒍᑦ*, ᐊᒻᒪᓗ ᓯᑕᒪᐅᖕᒥᔪᓂᒃ COSEWIC-ᑯᑦ ᑲᓇᑕᒥ ᑲᑎᒪᔨᕋᓛᖏᓐᓄᑦ ᖃᓄᐃᓕᖓᓂᖏᓐᓄᑦ ᐊᒥᓲᓐᓃᖅᐸᓪᓕᐊᓂᕋᖅᑕᐅᓯᒪᔪᓄᑦ ᐆᒪᔪᐃᑦ ᐊᒻᒪᓗ ᓱᓕ ᑕᐃᒃᑯᐊ ᓯᑕᒪᐅᔪᑦ 7 COSEWIC-ᑯᑦ ᐊᒥᓲᖏᓗᐊᖅᓂᖏᓐᓄᑦ ᑲᑎᒪᔨᕋᓛᖏᓐᓄᑦ ᑲᓇᑕᒥ ᖃᐅᔨᓴᖅᓯᒪᓕᖅᑕᖏᑦ ᐆᒪᔪᐃᑦ ✓ ᐅᖓᑕᓃᓐᓂᖏᑦ 50 ᐊᔾᔨᖏᖏᑦᑑᑎᑦ ᑎᖕᒥᐊᖑᖕᒥᔪᑦ ᐊᓯᖏᑦ ᑎᑎᕋᕈᑕᐅᖅᑲᑦᑕᖅᓯᒪᔪᑦ ᑕᐅᕙᓃᖅᑲᑕᖅᓂᖏᑦ ᑎᖕᒥᐊᖅᑲᖅᕕᖕᒥ ✓ ᐊᖏᔪᐊᓘᓂᖏᑦ ᐃᑲᓐᓂᐊᓗᐃ ᒪᕿᐃᓐᓇᐅᕙᒃᑐᑦ ᓯᒡᔭᖏᑦ ᐱᒻᒪᕆᐊᓘᑦᑐᑎᒃ ᑎᑭᓯᒪᕝᕕᐅᑲᐃᓐᓇᖅᑲᑕᖅᑐᑦ ᑎᖕᒥᐊᖅᓄᑦ ᐅᑎᖅᐸᓪᓕᐊᓂᖏᓐᓂ ᓂᒋᖅᐸᓯᐅᓂᖅᒧᑦ ᐅᑦᑐᖅᑲᓚᐅᖅᓯᓂ ᐅᑭᐅᖅᑕᖅᑑᓂᖅᒥ ✓ ᐱᒻᒪᕆᐊᓗᐃᑦ ᐊᐅᔭᒃᑯᑦ ᑎᑭᓯᒪᕕᐅᕙᖕᓂᖅ ᓇᓄᖅᓄᑦ ✓ ᐃᓚᒋᔭᐅᖏᓪᓗᑎᒃ ᓇᐹᖅᑐᖅᑲᖏᑦᑐᖅᒧᑦ ᑐᒃᑐᐃᑦ ᓄᓇᕕᒋᕙᖕᓂᖏᓐᓄᑦ
3. ᑕᒪᓐᓇ ᓄᓇᖓ ᐃᓕᑕᕆᔭᐅᓯᒪᔪᖅ ᐱᑕᖅᑲᕆᐊᖅᑲᒻᒪᕆᖕᓂᖅ ᓄᓇᖓ ᑎᑎᕋᖅᑕᐅᓯᒪᔪᓄᑦ ᑎᖕᒥᐊᖅᓄᑦᓗᓐᓃᑦ ᐊᓯᖏᓄᑦᓗᓐᓃᑦ ᐆᒪᔪᓄᑦ ᐊᒥᓲᖏᓗᐊᓕᖅᑐᑦ, ᐊᔾᔨᑲᓴᖏᓐᓄᓗᓐᓃᑦ ᑕᒪᒃᑯᐊ ᐆᒪᔪᕚᖕᒥᔪᓄᑦ.	ᐊᑐᖏᑦᑐᑦ

ᒪᓕᒐᐃᑦ ᖃᓄᐃᓕᖓᔭᕆᐊᖃᕐᓂᕐᒧᑦ ᑲᓇᑕᓕᒫᒥ ᐆᒪᔪᖃᕐᕕᕈᖅᑎᑕᐅᔪᓐᓇᕐᓂᕐᒧᑦ (ᐊᕙᑎᓕᕆᔨᕐᔪᐊᒃᑯᑦ 2017b)	ᐃᑲᑦᑐᐊᑉ ᖃᐅᔨᓴᖅᑕᐅᓯᒪᓂᖓ ᖃᓄᐃᓕᖓᓂᖓᓂᒃ ᒪᓕᒐᓕᕆᔭᐅᔪᓂᒃ ᒪᓕᖕᓂᖓᓄᑦ
4. ᑕᒪᓐᓇ ᓄᓇᖓ ᐊᔾᔨᖃᖏᓂᓕᒃ ᐆᒪᔪᖃᕐᕕᐅᔪᓐᓇᕐᓂᕐᒧᑦ ᐃᓚᖏᓐᓄᑦ ᐆᒪᔪᓄᑦ ᐱᑕᖃᕈᓐᓇᓲᖑᔪᓂᒃ ᐅᕝᕙᓘᓐᓃᑦ ᐊᔾᔨᐅᖏᑦᑐᒥᒃ ᐊᓐᓇᕐᓂᓕᒃ ᐱᑕᖃᐃᓐᓇᕈᓐᓇᕐᓂᐊᕈᑎᒃ ᐊᔾᔨᖃᖏᓂᖏᑦ ᐆᒪᔪᐃᑦ ᑕᒫᓃᓲᑦ ᐊᕕᒃᑐᖅᓯᒪᓂᖓᓂ ᐱᑕᖃᐅᑦᑎᐊᕐᓂᖏᓐᓂᒃ ᓇᔪᒐᕆᔭᐅᔪᓐᓇᕐᓂᖏᓐᓂᒃ, ᐱᐅᔫᓂᖏᓐᓂᒡᓗ, ᐊᓯᑕᖃᖏᓐᓂᖏᓂᒡᓗ ᓇᔪᖅᑕᐅᖃᑕᕈᓐᓇᖅᑐᓂᒃ ᑕᒪᒃᑯᓄᖓ ᐆᒪᔪᖃᕐᕕᐅᖃᑕᕐᓂᖏᓐᓄᑦ ᐱᕈᖅᑐᖃᖁᐅᔪᓐᓇᕐᓂᖏᓪᓗᓐᓃᑦ[3].	✓ ᐊᖏᔪᐊᓗᖕᒥᒃ ᐃᑲᓐᓂᓕᐊᓗᐃᑦ ᓯᕝᕗᐃᑦ ᐱᒻᒪᕆᐊᓗᖕᒥ ᓯᕝᕗᒥᐅᑕᐅᕙᒃᑐᓄᑦ ᓯᕝᕗᕆᐊᒐᓴᖕᓄᑦ ᐊᓯᖏᓄᓪᓗ ᑎᖕᒥᐊᕐᓄᑦ ᑎᑭᓯᒪᕝᕕᐅᑲᐃᓐᓇᖃᑦᑕᖅᑐᑦ ᐅᑎᖅᐸᓪᓕᐊᓕᖅᑎᓪᓗᒋᑦ ᓂᒋᕐᒧᑦ ᐅᓪᓗᖃᓚᐅᖅᓯᑎᒃ ᐅᑭᐅᖅᑕᖅᑑᓂᕐᒥ ᑕᒪᒃᑯᐊ ᓯᕝᕗᖅᐸᓯᐅᓂᕐᒥᓲᑦ.
5. ᓄᓇᖏᑦ ᓄᑖᕈᕆᐊᑦᑎᐊᒃᑲᓐᓂᕈᒥᓇᖅᑐᑦ ᐱᐅᓯᕆᐊᒃᑲᓐᓂᕈᓐᓇᖅᑐᓪᓗᓐᓃᑦ, ᒫᓐᓇᐅᔭᖅ ᓯᕗᓂᒃᓴᐅᓂᐊᖅᑐᒥᓗᓐᓃᑦ, ᑕᐃᒫᒃ ᐆᒪᔪᖃᓲᖑᓂᖏᑦ ᐱᕙᓪᓕᐊᑲᓂᕈᓐᓇᕐᓂᐊᕐᒪᑕ ᐊᐅᓚᑕᐅᔪᓐᓇᕐᓗᑎᒡᓗᓐᓃᑦ ᑲᓇᑕᓕᒫᒥ ᑐᕐᒐᕆᔭᐅᓇᓲᖕᓂᖏᑦ.	ᐊᑐᖏᑦᑐᑦ

---

[1] ᑕᒪᓐᓇ ᖃᓄᐃᓕᖓᓂᖓ ᐱᖃᓯᐅᔾᔨᔪᖅ ᓄᓇᒦᓐᓂᖏᓐ ᐆᒪᔪᐃᑦ ᐱᐅᓯᕐᒥᓂᒃ ᖃᓄᐃᓕᐅᕐᕕᐅᕙᖕᓂᖏᓐᓂᒃ, ᓲᕐᓗ ᐅᓪᓗᖃᓲᖑᓂᖏᓐᓄᑦ, ᓂᕿᒃᓴᖃᕐᕕᒋᕙᒃᑕᖏᓐᓄᑦ, ᑎᑭᓯᒪᕙᖕᓂᖏᓐᓄᑦ ᐊᒻᒪᓗ ᐅᑮᕕᒋᕙᒃᑕᖏᓐᓄᑦ ᐊᑐᖅᓯᑎᒃ.

[2] ᑕᒪᓐᓇ “ᓄᓇᖓᓂ ᐊᒥᓱᐊᓘᓂᖏᓐᓂᒃ” ᐅᖃᐅᓯᖃᖅᑐᖅ ᐆᒪᔪᖃᕐᓂᒃ ᑐᑭᖃᖅᑐᖅ ᐆᒪᔪᖃᓲᖑᓂᖏᓐᓂᒃ ᑕᒪᐃᓐᓄᑦ ᐊᖏᑭᑕᐅᓯᒪᔪᓂᒃ ᑐᑭᖃᕈᑕᐅᕙᖕᓂᖅ ᓴᐳᓐᓂᐊᖅᑕᐅᔭᕆᐊᖃᕐᓂᓴᐃᔪᓐᓇᕐᓂᕐᒥᒃ, ᓲᕐᓗ ᑕᒪᒃᑯᓂᖓ ᐃᒪᕐᒥᓲᖑᔪᓂᒃ ᑎᖕᒥᐊᕐᓂᒃ.

[3] ᑕᒪᓐᓇ ᒪᓕᒐᖅ ᐱᔪᓐᓇᐅᑕᐅᕗᖅ ᓄᓇᐅᔪᓂᒃ ᐱᑕᖃᔪᐃᑑᕙᒃᑐᓂᒃ ᐊᕕᒃᑐᖅᓯᒪᓂᐅᔪᓂ, ᐊᒻᒪᓗ ᑕᐃᒃᑯᓂᖓ ᓄᓇᓂᒃ ᐆᒪᔪᖃᕐᕕᐅᖃᑕᖅᓯᒪᔪᓂᒃ ᐊᓯᔾᔨᖅᓯᒪᓗᐊᖅᑐᓂᒃ ᑕᐃᔅᓯᒪᓂᓂᒃ ᐱᐅᔫᐊᓘᕙᓚᐅᖅᑑᓚᑐᐊᓂᒃ.

ᐃᓚᖃᕆᕗᑦ ᑕᒪᒃᑯᐊ ᖁᓛᓂ ᒪᓕᒐᕆᔭᐅᔪᑦ ᐆᒪᔪᖃᕐᕕᓕᐅᕈᓐᓇᖃᑕᕐᓂᕐᒧᑦ, ᑕᒪᓐᓇ ᐃᑲᑦᑐᐊᑉ ᑎᖕᒥᐊᖃᕐᕕᖓ ᐊᑯᓂᐊᓗᒃ ᑲᒪᒋᔭᐅᖃᑦᑕᖅᓯᒪᕗᖅ ᖃᐅᔨᓴᖅᑕᐅᖃᑦᑕᕐᓂᕐᒧᑦ, ᐱᓗᐊᖅᑐᒥᒃ ᐱᔾᔪᑎᖃᖅᑐᓂᒃ ᑲᖑᕐᓂᒃ. ᐊᕙᒃᑐᖅᓯᒪᔪᓂ ᑕᑯᑦᑎᔾᔪᑏᑦ 9-ᒦᑦᑐᑦ ᓇᐃᓈᖅᓯᒪᔪᓂᒃ ᐅᓂᒃᑳᖅᐳᑦ ᖃᐅᔨᓴᖅᑕᖅᓯᒪᓂᖏᓐᓂᒃ ᐊᒻᒪᓗ ᓇᐅᑦᑎᖅᑐᖅᑕᐅᔭᖃᑦᑐᖃᑦᑕᖅᓯᒪᓂᖏᓐᓂᒃ ᐊᑐᖅᑕᐅᓯᒪᒧᑦ ᑎᖕᒥᐊᖃᕐᕕᖕᒥ, ᐊᑐᐃᓐᓇᐅᓗᑎᒃ ᐱᔪᓐᓇᐅᑎᓕᕆᓂᕐᒥᒃ ᑎᑎᖃᑐᖃᕆᔭᐅᔪᓂᒃ ᐊᒻᒪᓗ ᑎᑎᕋᖅᑕᐅᓯᒪᔪᓂᒃ ᕿᒥᕐᕈᐊᖅᑕᐅᖃᑦᑕᖅᓯᒪᔪᓂᒃ ᖃᐅᔨᒪᔾᔪᑕᐅᔪᓂᒃ.

ᐊᕙᒃᑐᖅᓯᒪᔪᓂᒃ ᑕᑯᑦᑎᔾᔪᑦ 9: ᓇᐃᓈᖅᑕᐅᓯᒪᔪᑦ ᖃᐅᔨᓴᖅᑎᐅᓚᐅᖅᑐᑦ ᓇᐅᑦᑎᖅᑐᐃᔭᖅᑐᖃᑦᑕᖅᓯᒪᔪᓪᓗ ᑎᖕᒥᐊᖃᕐᕕᖕᒥᒃ

ᐊᕐᕌᒍᒥ	ᖃᐅᔨᓴᖅᑏᑦ ᐊᑎᕈᓯᖏᑦ (ᑎᒥᖁᑎᖏᓪᓗᓐᓃᑦ)	ᐱᔾᔪᑎᖃᖅᑐᓂᒃ
1934	ᒫᓂᖕ - Manning (ᑲᓇᑕᒥ ᓄᓇᓕᕆᔩᑦ ᑲᑐᔾᔨᖃᑎᒌᖏᑦ ᐊᒻᒪᓗ ᐳᕆᑕᓐᒥᐅᑦ ᑕᑯᔭᒐᖃᕐᕕᓕᕆᔩᖏᑦ)	ᑎᖕᒥᐊᓕᕆᓂᖅ/ᓄᓇᒧᖓᐅᓪᓗᑎᒃ
1936	ᐳᕖ, ᒫᓂᖕ - Bray, Manning (ᑲᓇᑕᒥ ᓄᓇᓕᕆᔩᑦ ᑲᑐᔾᔨᖃᑎᒋᖏᑦ ᐊᒻᒪᓗ ᐳᕆᑕᓐᒥᐅᑦ ᑕᑯᔭᒐᖃᕐᕕᓕᕆᔩᖏᑦ)	ᑎᖕᒥᐊᓕᕆᓂᖅ/ᓄᓇᒧᖓᐅᓗᑎᒃ
1952-1953	ᑰᑦᔅ - Cooch (ᑲᓇᑕᒥᐅᑕᓂ ᐆᒪᔪᓕᕆᔩᑦ, ᐊᕙᑎᓕᕆᔨᕐᔪᐊᒃᑯᑦ)	ᖃᐅᔨᓴᕐᓂᖅ – ᑲᖑᕐᓂᒃ
1953, 1956-1957	ᐸᐅᕆ - Barry (ᑲᓇᑕᒥᐅᑕᓂ ᐆᒪᔪᓕᕆᔩᑦ, ᐊᕙᑎᓕᕆᔨᕐᔪᐊᒃᑯᑦ)	ᖃᐅᔨᓴᕐᓂᖅ – ᓂᕐᓕᕐᓇᕐᓂᒃ (Brant)
1961	ᒪᑭᓂᔅ - MacInnes (ᔫᓂᕗᓯᑎᖓ ᐱᖓᖕᓇᖓᓂ ᐋᓐᑎᐅᕆᔫᑉ)	ᖃᐅᔨᓴᕐᓂᖅ – ᓂᕐᓕᕐᓇᕐᓂᒃ (Cackling)
1966	ᑰᐱᔅ - Kerbes (ᑲᓇᑕᒥᐅᑕᓂ ᐆᒪᔪᓕᕆᔩᑦ, ᐊᕙᑎᓕᕆᔨᕐᔪᐊᒃᑯᑦ)	ᖃᐅᔨᓴᕐᓂᖅ ᐃᒪᕐᒥᓰᖑᔪᓂᑦ ᑎᖕᒥᐊᕐᓂᒃ
1972-1973	ᑰᐱᔅ - Kerbes (ᑲᓇᑕᒥᐅᑕᓂ ᐆᒪᔪᓕᕆᔩᑦ, ᐊᕙᑎᓕᕆᔨᕐᔪᐊᒃᑯᑦ)	ᐊᔾᔨᓕᐅᖅᑕᐅᓂᖏᓐᓄᑦ ᑲᖑᖃᕐᕖᑦ
1979	ᕇᑦ - Reed, ᑐᐳᐊ - Dupuis, (ᑲᓇᑕᒥᐅᑕᓂ ᐆᒪᔪᓕᕆᔩᑦ, ᐊᕙᑎᓕᕆᔨᕐᔪᐊᒃᑯᑦ)	ᐊᔾᔨᓕᐅᖅᑕᐅᓂᖏᓐᓄᑦ ᑲᖑᖃᕐᕖᑦ
1984	ᒪᒃᓂᐅᓪ - MacNeil (ᒥᕐᖑᐃᖅᓯᕐᕕᓕᕆᔩᒃᑯᑦ ᑲᓇᑕᒥ)	ᖃᐅᔨᓴᕐᓂᖅ ᓄᓇᒥᒃ
1987	ᖃᐅᔨᒪᔭᐅᖏᑦᑐᑦ	ᖃᐅᔨᓴᕐᓂᖅ ᓄᓇᒥᐅᑕᓂᒃ
1991-1995	ᑳᔅᕙᐅᓪ - Caswell (ᑲᓇᑕᒥᐅᑕᓂ ᐆᒪᔪᓕᕆᔩᑦ, ᐊᕙᑎᓕᕆᔨᕐᔪᐊᒃᑯᑦ)	ᖃᐅᔨᓴᕐᓂᖅ ᑲᖑᕐᓂᒃ

ᐊᕐᕋᒍᒥ	ᖃᐅᔨᓴᖅᑏᑦ ᐊᑎᕈᓯᖏᑦ (ᑎᒥᖁᑎᖏᓪᓗᓐᓃᑦ)	ᐱᔾᔪᑎᖃᖅᑐᓂᒃ
1997	ᑰᐱᔅ - Kerbes (ᑲᓇᑕᒥᐅᑕᓂ ᐆᒪᔪᓕᕆᔩᑦ, ᐊᕙᑎᓕᕆᔨᕐᔪᐊᒃᑯᑦ)	ᐊᔾᔨᓕᐅᖅᑕᐅᓂᖏᓐᓄᑦ ᑲᖑᖃᕐᕖᑦ
1999-2001	ᐸᓯᓐ - Bazin (ᑲᓇᑕᒥᐅᑕᓂ ᐆᒪᔪᓕᕆᔩᑦ, ᐊᕙᑎᓕᕆᔨᕐᔪᐊᒃᑯᑦ)	ᖃᐅᔨᓴᕐᓂᖅ ᑲᖑᕐᓂᒃ
2003-2004	ᔅᒥᑦ - Smith (ᖃᐅᔨᓴᕐᓂᕐᒧᑦ ᓴᓇᕐᕈᑎᒃᓴᓕᕆᔨᕕᖓᓂᓗ, ᐊᕙᑎᓕᕆᔨᕐᔪᐊᒃᑯᑦ)	ᖃᐅᔨᓴᕐᓂᖅ ᓯᒡᔭᓇᐊᕐᔪᒐᓚᖕᓂᒃ
2005-2008	ᑳᔅᕕᐃᓪ Caswell (ᑲᓇᑕᒥᐅᑕᓂ ᐆᒪᔪᓕᕆᔩᑦ, ᐊᕙᑎᓕᕆᔨᕐᔪᐊᒃᑯᑦ)	ᖃᐅᔨᓴᕐᓂᖅ ᑲᖑᕐᓂᒃ
2009-2020	ᓕᕝᓗᐊᕐ - Leafloor (ᑲᓇᑕᒥᐅᑕᓂ ᐆᒪᔪᓕᕆᔩᑦ, ᐊᕙᑎᓕᕆᔨᕐᔪᐊᒃᑯᑦ)	ᖃᐅᔨᓴᕐᓂᖅ ᑲᖑᕐᓂᒃ
2011	ᓕᕝᓗᐊᕐ - Leafloor (ᑲᓇᑕᒥᐅᑕᓂ ᐆᒪᔪᓕᕆᔩᑦ, ᐊᕙᑎᓕᕆᔨᕐᔪᐊᒃᑯᑦ)	ᖃᐅᔨᓴᕐᓂᖅ ᐃᒪᕐᒥᓲᖑᔪᓂᑦ ᑎᖕᒥᐊᕐᓂᒃ
2014-2020	ᕋᐅᔅ - Rausch (ᑲᓇᑕᒥᐅᑕᓂ ᐆᒪᔪᓕᕆᔩᑦ, ᐊᕙᑎᓕᕆᔨᕐᔪᐊᒃᑯᑦ)	ᖃᐅᔨᓴᕐᓂᖅ ᓯᒡᔭᓇᐊᕐᔪᒐᓚᖕᓂᒃ

ᑲᓇᑕᓕᒫᒥ ᐆᒪᔪᖃᕐᕕᒃᓴᖑᖅᐸᑦ ᐃᑲᔪᕐᓂᖃᕐᓂᐊᖅᑐᖅ ᓴᐳᓐᓂᐊᕐᓂᕐᒧᑦ ᐃᓕᖅᑯᓯᑐᕆᔭᐅᔪᓂᒃ ᑕᐃᒪᖓᓪᓗ ᐱᒻᒪᕆᐅᑎᑕᐅᕙᒃᑐᓂᒃ ᐃᓄᖕᓄᑦ, ᑕᒪᒃᑯᐊ ᓲᕐᓗ ᐃᓗᕕᖃᕐᕕᐅᓂᖏᑦ, ᓄᓇᒋᔭᐅᕙᓚᐅᕐᓂᖏᑦ ᐊᒻᒪᓗ ᐱᐅᓯᑐᖃᖅᑎᒍᑦ ᐃᓄᐃᑦ ᑕᖕᒫᕐᕕᒋᕙᓚᐅᖅᑕᑐᖃᐅᖏᑦ, ᐃᕐᓂᐅᕐᕕᒃᑯᑦ ᐊᐅᓚᑦᑎᔨᐅᖃᑕᐅᓂᕐᒧᑦ ᑲᑎᒪᔨᕋᓚᓄᑦ ᐱᐅᓂᖅᓴᓂᒃ ᓴᐳᓐᓂᐊᖅᑕᐅᑦᑎᐊᒃᑲᓂᖁᔭᖏᓐᓂ. ᐱᑕᖃᕈᑕᐅᓂᖏᑦ ᐱᔾᔪᑕᐅᓯᒪᓂᖏᓪᓗ ᑕᐃᒃᑯᐊ ᐃᓄᐃᑦ ᐃᑲᔫᓯᐊᒃᓴᖏᓐᓄᑦ ᐊᖏᕈᑏᑦ ᐱᔾᔪᑎᖃᖅᐸᑦ ᑐᖓᕕᐅᖁᔨᕐᓂᒥᒃ ᐊᐅᓚᑎᔪᓐᓇᕐᓂᖅ ᐱᑕᖃᐃᓐᓇᕆᐊᖃᖅᑐᓂᒃ ᓄᓇᕗᒻᒥ ᓄᓇᓂᒃ ᑕᒪᐃᓐᓄᑦ ᑐᕌᖓᓗᑎᒃ ᐆᒪᔪᓇᓴᐅᔪᓄᑦ ᐊᒻᒪᓗ ᐸᐸᑦᑎᓂᕐᒧᑦ ᐃᓕᖅᑯᓯᑐᖃᕆᓴᐅᔪᓄᑦ ᓄᓇᒥᐅᑕᓂᒃ. ᑭᓯᐊᓂᓕ, ᑎᖕᒥᐊᖃᕐᕕᐅᓂᖏᓐᓂ ᒪᓕᒐᖃᖏᓚᑦ ᐊᑐᖃᑦᑕᕈᓐᓇᕐᓂᖏᓐᓂᒃ ᑕᒪᒃᑯᓂᖓ ᐊᐅᓚᑕᐅᔪᓐᓇᕐᓂᖏᓐᓂᒃ ᐱᓕᕆᐊᖃᕈᓐᓇᕐᓂᖏᓐᓂᒃ, ᑕᐃᒃᑯᐊᓗ ᑲᓇᑕᓕᒫᒥ ᐆᒪᔪᖃᕐᕕᐅᔪᑦ ᑕᐃᒪᐃᓕᐅᕐᕕᐅᖏᕈᓐᓇᖅᓯᑎᒃ.

ᐃᕐᓂᐅᕐᕕᒃᑯᑦ ᐊᐅᓚᑦᑎᔨᐅᖃᑕᐅᓂᕐᒧᑦ ᑲᑎᒪᔨᕋᓛᖏᑦ ᑕᒪᐃᓐᓂᑦᑎᐊᖅ ᑎᒃᑯᐊᖅᑕᐅᖁᔨᕐᓂᒥᒃ ᑲᓇᑕᓕᒫᒥ ᐆᒪᔪᖃᕐᕕᐅᓂᕐᒥᒃ ᐃᑲᔪᖅᓯᐃᑦᑎᐊᖅᐸᑦ ᐊᓯᔾᔨᖅᑕᐅᖁᔨᓪᓗᑎᒃ. ᐊᐅᓚᑦᑎᔨᐅᖃᑕᐅᓂᕐᒧᑦ ᑲᑎᒪᔨᕋᓛᑦ ᑐᔪᐃᓚᐅᖅᑐᑦ ᑎᑎᖃᓂᒃ ᑲᓇᑕᒥ ᐆᒪᔪᓕᕆᔨᖏᓐᓄᑦ, ᑐᙵᕕᒃᑯᓄᓪᓗ, ᑭᕙᓪᓕᕐᒥᐅᓗ ᐃᓄᐃᑦ ᑲᑐᔾᔨᖃᑎᒌᖏᓐᓄᑦ (ᑕᒪᓂ ᔪᓚᐃ 06, 2015-ᒥ) ᑲᑎᒪᔨᖏᓐᓄᑦ ᐃᓕᑕᕆᔭᐅᓯᒪᔪᒥᒃ ᑐᒃᓯᕋᐅᑎᓂᒃ ᐱᓇᓱᖁᔨᓪᓗᑎᒃ ᑲᓇᑕᒥ ᐆᒪᔪᓕᕆᔨᒃᑯᓐᓂᒃ ᐊᓯᔾᔨᖅᑕᐅᒋᐊᖁᔨᓂᖅ ᑕᐃᔭᐅᓂᖓᓂᒃ ᐃᓕᑕᕆᔭᐅᓂᖓᓂᒡᓗ. *ᐃᓗᓕᖏᑦ 13-ᒥ ᐃᓄᐃᑦ ᐃᑲᔫᓯᐊᒃᓴᖏᓐᓄᑦ ᐊᖏᕈᑎᑦ* ᐅᓂᒃᑳᖅᓯᒪᕗᑦ ᖃᓄᐃᓕᐅᕈᑕᐅᓲᖑᓂᖏᓐᓂᒃ. ᐃᓚᖃᖅᐸᑦ, ᑕᒪᒃᑯᓂᖓ ᑑᖏᒻᒥᒌᓚᓗᐊᖅᑕᐅᖅ

ᖃᐅᔨᑎᑕᐅᖃᑦᑕᕆᐊᖃᕐᓂᖏᓐᓂᒃ ᑐᑭᓯᓂᐊᕐᕕᐅᖃᑕᕆᐊᖃᕐᓂᖏᓐᓂᒡᓗ ᑐᙵᕕᒃᑯᑦ, ᑭᕙᓪᓕᕐᒥᓗ ᐃᓄᐃᑦ ᑲᑐᔾᔨᖃᑎᒌᖏᑦ, ᓴᓪᓕᕐᒥᐅᓪᓗ ᐊᒻᒪᓗ ᑖᒃᑯᓂᖓᓗ ᐊᐅᓚᑦᑎᔨᐅᖃᑕᐅᓂᕐᒧᑦ ᑲᑎᒪᔨᕋᓛᖏᑦ ᐊᒻᒪᓗ ᐃᓚᖃᕐᓂᐊᖅᓱᑎᒃ ᓴᕿᑎᑕᐅᓂᐊᖅᑐᓂᒃ ᖃᐅᔨᒋᐊᖅᑎᐅᓂᕐᒧᑦ ᑎᒥᖁᑎᒋᔭᐅᓂᐊᖅᑐᓂᒃ, ᐃᓱᒪᒃᓴᖅᓯᐅᕐᓂᐊᖅᑐᓂᒃ ᖃᓄᐃᓕᖓᓂᖓᓂ ᐊᓯᔾᔨᖅᑕᐅᔪᓐᓇᕐᓂᖏᓐᓂᒃ ᑎᖕᒥᐊᖃᕐᕕᐅᑉ.

ᑐᑭᓯᓂᐊᖅᑕᐅᓂᖏᓐᓂ ᑭᒡᓕᖃᕐᕕᐅᓂᖏᓐᓂᒃ ᐊᓯᔾᔨᖅᑕᐅᔪᓐᓇᕐᓂᖏᓐᓂᒃᑕᐅᖅ ᑲᒪᒋᔭᕆᐊᖃᕐᓂᐊᕆᕗᑦ ᐊᓯᔾᔨᖅᑕᐅᓂᐊᕐᒪᖔᑕ ᐱᓕᕆᐊᖑᓕᖅᐸᑦ. ᐊᑐᓕᖁᔭᐅᓕᖃᑦᑕᖅᓯᒪᖕᒪᑦ ᐃᓱᒪᒃᓴᖅᓯᐅᕈᑕᐅᖁᔭᐅᓪᓗᑎᒃ ᑎᖕᖕᒥᐊᖃᕐᕕᖕᒥ ᑭᒡᓕᖃᕐᕕᐅᓂᖏᑦ (CACNMP, 1990; Allison, 1977). ᑕᒪᒃᑯᐊᑦᑕᐅᖅ ᐃᓕᖅᑯᓯᑐᖃᕆᔭᐅᔪᓄᑦ ᐃᓄᖕᓄᑦ ᐱᒻᒪᕆᐅᓂᖏᑦ ᐊᒻᒪᓗ ᓄᓇᐃᑦ ᐱᒻᒪᕆᐅᓂᖃᖅᑐᑦ ᐃᓂᖏᑦ ᓯᓚᑎᑦᑎᐊᖏᓃᑦᑐᑦ ᑎᖕᒥᐊᖃᕐᕕᐅᑦᑕᐅᖅ ᑭᒡᓕᖃᕐᕕᖏᓐᓂᒃ ᐊᒻᒪᓗ ᑕᐃᒃᑯᐊ ᐱᒻᒪᕆᐅᔪᑦ ᓇᓄᕐᓄᑦ ᐃᒡᓗᖃᕐᕕᐅᕙᒃᑐᑦ/ᓯᑎᖃᕐᕕᐅᕙᒃᑐᑦ, ᐊᒻᒪᓗ ᑐᒃᑐᖃᕐᕕᐅᕙᒃᑐᑦ ᓄᓇᐃᑦ ᐃᓱᒪᒃᓴᖅᓯᐅᕈᑕᐅᔪᓐᓇᕆᓪᓗᑎᒃ. ᐊᒥᓱᒐᓴᖕᓂᒃ ᖃᐅᔨᒋᐊᖅᑕᐅᖃᑦᑕᕆᐊᖃᕐᓂᐊᖅᑐᑦ ᖃᐅᔨᒪᔭᐅᑦᑎᐊᕐᓂᐊᕐᒪᑕ ᑭᒡᓕᖃᕐᕕᐅᓂᖏᑦ, ᐱᒻᒪᕆᐅᓂᖅᐹᖑᔪᓐᓇᖅᑐᓂᒃ ᓴᐳᓐᓂᐊᖅᑕᐅᒋᐊᕐᓂᐊᕈᑎᒃ ᐊᒻᒪᓗ ᐱᑕᖃᐃᓐᓇᕆᐊᖃᓂᐊᕈᑎᒃ ᐃᓕᖅᑯᓯᑐᖃᕆᔭᐅᔪᓂᒃ ᐱᔾᔪᑕᐅᓗᑎᒃ ᐊᒻᒪᓗ ᐅᒪᔪᖃᕐᕕᐅᕙᖕᓂᖏᓐᓄᑦ ᐱᔾᔪᑕᐅᓗᑎᒃ.

9 ᐋᓐᓂᖅᑕᐅᑦᑕᐃᓕᒪᑎᑦᑎᓂᖅ, ᐋᓐᓂᐊᖅᑐᓕᕆᓂᖅ ᐊᒻᒪᓗ ᐅᓗᕆᐊᖅᑐᓕᕆᓂᖅ

ᐊᕙᑎᓕᕆᓂᕐᒥᒃ ᑐᐊᕕᕐᓇᖅᑐᖃᖅᐸᑦ, ᐊᑏᑐᖅ ᐅᖃᕐᕕᐅᓂᐊᖅᐳᑦ ᐅᑯᐊ
ᑲᓇᑕᒥ ᐊᕙᑎᓕᕆᓂᕐᒧᑦ ᑐᐊᕕᕐᓇᖅᑐᓕᕆᔨᓂᒃ ᖃᐅᔨᑎᑦᑎᕕᒃ
ᓄᓇᑦᓯᐊᕐᒥᑐ ᓄᓇᕗᒻᒥᑐ:

1-867-920-8130.

ᑲᓇᑕᒥ ᐆᒪᔪᓕᕆᔨᖏᑦ ᓴᐳᓐᓂᐊᖅᑎᐅᓂᐊᖅᑐᑦ ᐋᓐᓂᐊᓕᕆᑯᑕᐅᔭᕆᐊᖃᕐᓂᖏᓐᓂᒃ ᐊᒻᒪᓗ ᐅᓗᕆᐊᓇᖅᑐᖃᕆᐊᖃᖏᓂᖏᓐᓂᒃ ᐃᓄᓕᒫᓄᑦ, ᖃᐅᔨᒪᑎᑦᑎᖃᑦᑕᕐᓗᑎᒃ ᓄᓇᒧᖕᒐᐅᕙᒃᑐᓂᒃ ᓂᐅᕐᕈᓯᒪᔪᓂᒡᓗ ᐸᓚᕋᑦᑐᓂᒃ ᖃᓄᐃᑐᐃᓐᓇᕐᓂᒃ ᖃᐅᔨᔭᐅᔪᖃᖅᐸᑦ ᓂᕆᐅᒋᔭᐅᔪᖃᓕᖅᐸᒡᓗᓐᓃᑦ ᐅᓗᕆᐊᓇᕐᓂᖅᑐᓂᒃ, ᐊᓐᓂᐊᓕᕈᑕᐅᔪᓐᓇᖅᑐᓂᓪᓗᓐᓃᑦ, ᐊᑐᕐᓗᑎᒃ ᑐᑭᓕᐅᑦᑎᐊᑐᐃᓐᓇᖅᑐᓂᒃ ᐊᑐᖅᑕᐅᔪᓐᓇᖅᑐᓂᒃ. ᐊᒻᒪᑕᐅᖅ, ᑲᓇᑕᒥ ᐆᒪᔪᓕᕆᔨᒃᑯᑦ ᐱᓕᕆᔨᖏᑦ ᓴᓇᔨᖏᓪᓗ ᑕᒪᐃᓐᓂᑦᑐᐊᖅ ᐅᔾᔨᖅᑐᑦᑎᐊᖅᐸᕇᖃᑦᑕᕐᓂᐊᖅᑐᑦ ᓴᐳᓐᓂᐊᕐᓂᕐᒥᓄᑦ ᐃᖕᒥᓂᒃ ᐊᓐᓂᐊᓕᖅᑕᐃᓕᒪᔭᕆᐊᖃᕐᓂᖏᓐᓂᒃ, ᐅᓗᕆᐊᓇᖅᑐᖃᖏᓐᓂᖏᓐᓂᒃ ᐃᖕᒥᓄᑦ, ᐱᓕᕆᖃᑎᒌᖏᓄᑦ. ᑭᓯᐊᓂᓕᑦᑕᐅᖅ, ᑭᓇᑐᐃᓐᓇᖅ ᐃᓄᒃ ᐃᓄᐃᓪᓗᓐᓃᑦ ᐱᓇᓱᑦᑎᐊᖅᑕᑦᑕᓇᐊᖅᒥᔪᑦ ᐃᖕᒥᓂᒃ ᖃᐅᔨᒪᑦᑎᐊᓇᐊᖅᑕᑦᑕᕐᓂᖏᓐᓂᒃ ᐅᓗᕆᐊᓇᖅᑐᖃᕈᓐᓴᕐᓂᖏᓐᓂᒃ, ᐸᕐᓇᒃᓯᒪᑦᑎᐊᖅᑕᑦᑕᕐᓗᑎᒃ ᐊᒻᒪᓗ ᐃᖕᒥᓂᓪᓗ ᐊᔪᖏᓪᓗᑎᒃ ᖃᓄᐃᓕᐅᕈᓐᓇᖅᑕᖃᕐᓂᖏᓐᓂᒃ. ᐱᐅᓯᑐᖃᓂᔭᖏᑦ ᓄᓇᐃᑦ ᐃᓚᖏᑦ ᐅᓗᕆᐊᓇᖅᑐᖃᕆᐊᖃᕐᒪᑦ. ᑕᒪᕐᒥᒃ ᖃᐅᔨᒪᔪᖃᑦᑕᕐᒪᑦ ᑲᓇᑕᒥ ᐆᒪᔪᓕᕆᔾᔪᑦ ᐱᓕᕆᔨᖏᑦ ᑕᐃᒪᙵᓕᒫᖅ ᓇᐅᑦᑎᖅᑐᐃᖅᑕᑦᑕᐃᓐᓇᓲᖑᖏᒪᑕ ᐅᕝᕙᓗᓐᓃᑦ ᐱᔪᑦᑎᕋᐃᖅᑕᑦᑕᐃᓐᓇᓲᖑᖏᓯᑎᒃ ᐃᓄᖅᑯᑎᒋᔭᐅᔪᓄᑦ ᐅᓗᕆᐊᓇᖅᑐᓕᕆᔪᓐᓇᖅᑐᒥᒃ, ᓇᖏᐊᖅᑐᖃᖏᓂᖏᓪᓗᓐᓃᑦ ᐱᔪᑦᑎᕋᐃᔪᓐᓇᖅᑐᒥᒃ ᑎᖕᒥᐊᖃᕐᕕᖕᓂ.

ᑭᓇᒃᑯᑐᐃᓐᓇᓐᓇᐃᑦ ᐃᓄᐃᓐᓄᑦ ᐅᖃᐅᓯᖃᓇᐊᖅᐳᑦ ᑕᒪᐃᓐᓂᒃ ᐃᑲᑦᑐᐊᑉ ᑎᖕᒥᐊᖃᕐᕕᖓᓂᒃ ᐱᓂᕐᓗᕝᕕᐅᔪᓯᒪᔪᓂᒃ ᑖᒃᑯᓄᖓ ᐱᓕᕆᕝᕕᓕᖕᓄᑦ ᐊᑖᓂ ᑎᑎᕋᖅᑕᐅᓯᒪᔪᓂᒃ ᐊᒻᒪᓗ ᐊᑎᕐᒥᓂᒃ ᐅᖃᐅᓯᐅᑎᑦᑎᑕᐃᓕᒪᔪᓐᓇᖅᓯᑎᒃ.

- ᐳᑭᖅᑕᓕᒃᑯᑦ ᓴᓪᓕᓂ: 867-925-0123, ᑐᐊᕕᕐᓇᖅᑐᖃᖅᐸᓪᓗᓐᓂᑦ: 867-925-1111
- ᓄᓇᕗᑦ ᒐᕙᒪᐃᑦ ᐆᒪᔪᓕᕆᔩᑦ ᓴᓪᓕᓂ: 867-925-8823
- ᐊᕙᑎᓕᕆᔨᒃᑯᑦ ᓯᓚᐅᓪᓗ ᐊᓯᔾᔨᖅᐸᓪᓕᐊᔪᓕᕆᔨᑦ ᑲᓇᑕᒥ ᐆᒪᔪᓕᕆᔨᖏᑦ (ᔭᓗᓇᐃᒥ ᐃᖃᓗᖕᓂᓗᓐᓂᑦ): ec.dalfnord-wednorth.ec@Canada.ca
- ᐊᕙᑎᓕᕆᔨᒃᑯᑦ ᓯᓚᐅᓪᓗ ᐊᓯᔾᔨᖅᐸᓪᓕᐊᔪᓕᕆᔨᖏᓐᓂ ᑲᓇᑕᒥ ᐆᒪᔪᓕᕆᔨᖏᑦ ᐱᔪᓐᓇᐅᑎᓕᕆᔩᑦ (ᐃᖃᓗᖕᓂ) ec.nupermisscf-cwspermitnu.ec@Canada.ca
- ᓇᓪᓕᐊᑐᐃᓐᓇᐃᑦ ᑲᑎᒪᔨᕋᓛᖏᑦ ᐃᕐᓂᐅᕐᕕᒃᑯᑦ ᐊᐅᓚᑦᑎᔨᐅᖅᑕᐅᓂᖏᓐᓂᒃ, ᓴᓪᓕᓂ

9.1 ᓇᓄᐃᑦ ᑐᖅᑯᑕᐅᕙᖕᓂᖏᑦ

ᑭᓇᑯᑐᐃᓐᓇᖅ ᑐᕐᑰᑎᔪᖅ ᓇᓄᕐᒥᒃ ᑎᖕᒥᐊᖃᕐᕕᖕᒥ, ᐱᔾᔪᑎᖃᖅᓯᓂ ᑐᐊᕕᕐᓇᖅᑐᓂᒃ ᐱᓲᕐᑯᑕᐅᖏᑦᑐᒥᒃ ᓗᓐᓃᑦ, ᐅᖃᐅᓯᖃᕆᐊᖃᖅᐳᖅ ᐊᔪᕐᓇᕈᓐᓃᑐᐊᖅᐸᑦ. ᐱᓗᐊᖅᑐᒥᒃ ᐅᑯᐊ ᐅᖃᐅᑎᔭᐅᔫᒃᓴᐅᕗᑦ ᓄᓇᕗᑦ ᒐᕙᒪᐃᑦ ᐆᒪᔪᓕᕆᔨᖏᑦ ᓴᓪᓕᓂ (867-925-8823) ᐊᒻᒪᓗ ᑕᐃᒃᑯᐊ ᐊᕙᑎᓕᕆᔾᔪᐊᒃᑯᑦ ᓯᓚᐅᑉᓗ ᐊᓯᔾᔨᖅᐸᓪᓕᐊᔪᓕᕆᖏᓐᓂ ᐆᒪᔪᓕᕆᔨᒃᑯᑦ ᐱᔪᓐᓇᐅᑎᓕᕆᕕᖓᓃᑦᑐᑦ (ec.nupermisscf-cwspermitnu.ec@Canada.ca). ᓴᒃᑯᑕᐅᓂᖏᑦ ᑐᓂᔭᐅᓗᑎᒃ ᐆᒪᔪᐃᑦ ᑎᒥᖓᓂᖓᖅᑐᑦ ᑐᖅᑯᑕᐅᓯᒪᔪᓂᒃ ᑐᐊᕕᕐᓇᑐᖃᖅᑎᓪᓗᒋᑦ, ᒪᓕᒐᕐᓂᒃ ᓱᕋᐃᔪᖃᖅᑎᓪᓗᒍ, ᐱᓲᕐᑯᑕᐅᖏᑦᑐᒥᒃ ᓗᓐᓃᑦ ᑐᕐᑰᑎᔪᖃᖅᑎᓪᓗᒋᑦ ᒪᓕᒋᐊᖃᖅᐳᖅ ᐃᓗᓕᖏᓐᓂᒃ ᑕᐃᒃᑯᓂᖓ *5.6.55-ᖏᓐᓃᑦᑐᓂᒃ, ᓄᓇᕗᒻᒥ ᓄᓇᑖᕐᓂᕐᒧᑦ ᐊᖏᕈᑎᓂ.* ᓇᓪᓕᐅᒃᑯᓛᒃᓴᓂᒃᑕᐅᓂᐊᖅᑐᑦ ᐊᐃᕖᑦ ᐊᖑᓇᓱᒃᑏᑦ ᑲᑐᔾᔨᖃᑎᖐᖏᑦ ᓇᓐᓄᒃᑐᖃᖅᐸᑦ ᑎᖕᒥᐊᖃᕐᕕᖕᒥ, ᒪᓕᒡᓗᑎᒃ ᐃᓗᓕᖏᓐᓂᒃ *12.3-ᒥᒃᑐᓂᒃ, ᐃᓄᐃᑦ ᐃᑲᔫᓯᒃᓴᖏᓐᓄᑦ ᐊᖏᕈᑎᓂᒃ.* ᐃᓄᐃᑦ ᑎᖕᒥᐊᖃᕐᕕᒧᖓᐅᔪᑦ ᐊᔪᕈᓐᓃᖅᓴᖅᑕᐅᓯᒪᔭᕆᐊᖃᖅᐳᑦ ᓇᓄᖃᕈᓐᓇᕐᓂᖏᓐᓂᒃ ᐅᔾᔨᖅᑐᕈᓐᓇᕐᓂᕐᒥᒃ ᐊᒻᒪᓗ ᖁᑭᐅᓴᑦᑎᐊᕈᓐᓇᕆᐊᖃᕐᓂᕐᒥᒃ ᐅᕝᕙᓗᓐᓂᑦ ᓇᓄᕐᓂᒃ ᓇᐅᑦᑎᖅᑐᐃᔾᔭᒃᓴᖃᕐᓗᑎᒃ ᐃᓚᒋᔭᒥᓂᒃ.

10 ᐊᑐᓕᖅᑎᑦᑎᕙᓪᓕᐊᓂᖅ

ᐊᐅᓚᑕᐅᓂᖏᓐᓂᒃ ᐊᑐᖅᑕᐅᔭᕆᐊᓖᑦ ᒪᓕᒃᑕᐅᓗᑎᒃ *ᑲᑎᒻᒪᐅᑕᐅᕙᖕᓂᖏᓐᓄᑦ ᑎᖕᒥᐊᓕᕆᓂᕐᒧᑦ ᒪᓕᒐᓕᐊᑦ* ᐊᒻᒪᓗ *ᑎᖕᒥᐊᖅᑲᖅᕕᖕᓄᑦ ᒪᓕᒐᑦᑐᑐᐃᑦ,* ᐊᕙᑎᓕᕆᔨᖅᔪᐊᒃᑯᑦ ᐆᒪᔪᓕᕆᔨᖏᑦ ᓴᖏᓂᖅᑲᖅᑎᑕᐅᕙᑦ ᐳᑭᑦᑕᓕᐅᔪᑎᑐᑦ. ᑎᒃᑯᐊᖅᑕᐅᓯᒪᔪᑦ ᓄᓇᕗᒻᒥ ᐆᒪᔪᓕᕆᔩᑦ ᐊᒻᒪᓗ ᐳᑭᖅᑕᓕᒃᑯᑦ ᐊᐅᓚᑦᑎᔨᐅᑎᑕᐅᕙᑦ ᒪᓕᒐᕐᓂᒃ ᒪᓕᒃᑕᐅᑎᑦᑎᖅᑲᑕᕈᓐᓇᕐᓂᖅ ᑕᐃᒃᑯᓂᖓ ᒪᓕᒐᕐᓂᓂᒃ *ᑲᑎᒻᒪᐅᑕᐅᕙᖕᓂᖏᓐᓄᑦ ᑎᖕᒥᐊᓕᕆᓂᕐᒧᑦ ᒪᓕᒐᕐᓂᒃ* ᐊᒻᒪᓗ *ᑎᖕᒥᐊᖅᑲᖅᕕᖕᓄᑦ ᒪᑦᑐᒐᑦᑐᑐᖏᑦ.*

ᐊᕙᑎᓕᕆᔨᖅᔪᐊᒃᑯᑦ ᐆᒪᔪᓕᕆᔨᖏᑦ ᓇᐅᑦᑎᖅᑐᐃᔨᐅᕙᒃᑐᑦ ᒪᓕᒃᑕᐅᓂᖏᓐᓂᒃ ᐊᖏᕈᑕᐅᕙᓂᒃᓯᒪᓂᕐᒧᑦ ᒪᓕᒐᒃᓴᐅᑎᑕᐅᒍᑦ ᐊᒻᒪᓗ ᐱᔪᓇᐅᑎᖅᑲᕈᑕᐅᔪᑦ ᑐᓂᔭᐅᓯᒪᔪᑦ ᒪᓕᒃᑕᐅᑦᑐᑎᒃ *ᑲᑎᒻᒪᐅᑕᐅᕙᖕᓂᖏᓐᓄᑦ ᑎᖕᒥᐊᓕᕆᓂᕐᒧᑦ ᒪᓕᒐᖏᑦ* ᐊᒻᒪᓗ *ᑎᖕᒥᐊᖅᑲᖅᕕᖕᓄᑦ ᒪᑦᑐᒐᑦᑐᑐᖏᑦ* ᑕᐃᒪᖓᑦ ᑲᔪᓯᓂᐊᖅᑐᓂᒃ ᐊᒻᒪᓗ ᖃᐅᔨᓴᖅᑕᐅᔪᖅᑲᓇᐊᖅᑲᖅᐸᑦ ᖃᐅᔨᓴᕈᓐᓇᖅᓯᑎᒃ. ᐊᕙᑎᓕᕆᔨᖅᔪᐊᒃᑯᑦ ᐆᒪᔪᓕᕆᔨᖏᑦ ᒪᓕᒐᖅᑎᑦᑎᓲᖑᔪᑦ ᓇᓂᑐᐃᓐᓇᖅ ᑕᒪᐃᓐᓂᒃ ᑕᐃᒃᑯᓂᖓ *ᑎᖕᒥᐊᖅᑲᖅᕕᖕᓄᑦ ᒪᑦᑐᒐᑦᑐᑐᓇᔭᐅᔪᓂᒃ,* ᐱᓕᕆᔪᖅᑲᓂᕈᓂ ᐱᔪᓇᐅᑎᖅᑲᖏᑦᑐᓂᒃ, ᐊᒻᒪᓗ ᐱᔭᓇᐊᖅᑲᕈᑎᒃ, ᐃᖅᑲᖅᑐᓚᒃᓴᖑᖅᑎᑦᑎᔪᓐᓇᖅᓯᑎᒃ.

ᐃᑲᑦᑐᐊᕐᒥ ᑎᖕᒥᐊᖅᑲᕕᖕᒥᒃ, ᑕᐃᒃᑯᐊ ᑕᒪᐃᓐᓂᒃ ᐊᔪᖅᑎᑕᐅᔪᓂᒃ ᒪᓕᒐᑎᒍᑦ *ᐆᒪᔪᐃᑦ ᐊᒥᓲᖏᓗᐊᓕᕐᓂᖏᓐᓄᑦ ᒪᓕᒐᖅᑎᒍᑦ (ᑎᑎᕋᖅᓯᒪᔪᑦ 32-ᒥᓗ 33-ᒥᓗ)* ᐊᑐᖅᑕᐅᕙᒃᐳᑦ ᑕᒪᐃᓐᓂᒃ ᑎᖕᒥᐊᖅᑲᖅᕕᐅᔪᓂ ᐊᒻᒪᓗ ᐃᒪᕐᒥᐅᑕᖅᑲᖅᕕᐅᔪᓂ, ᐊᒻᒪᓗ ᑕᒪᐃᓐᓂ ᐆᒪᔪᖅᑲᖅᕕᐅᓂᖏᓐᓂ ᓄᓇᓂ ᑲᓇᑕᐅᑉ ᓄᓇᖅᑯᑎᒋᔭᖏᓐᓂ ᐊᒻᒪᓗ ᐃᒪᖅᑯᑎᒋᔭᖏᓐᓂ. ᑕᒪᒃᑯᐊ ᐊᔪᖅᓇᖅᑎᑕᐅᒋᕗᑦ ᐊᑐᖅᑕᐅᔪᓐᓇᖅᓂᖅ ᐆᒪᔪᖅᑲᖅᓂᖏᓐᓂ ᓄᓇᓂ ᑎᑎᕋᖅᑕᐅᓯᒪᓕᖅᑐᓂᒃ ᒪᓕᒐᓕᐅᕈᑕᐅᕙᓂᒃᓯᒪᔪᓂᒃ ᓇᓴᐅᑎᓕᖕᒥ 1 ᑕᐃᒃᑯᓂᖓ ᐃᓕᑕᕆᔭᐅᓯᒪᓕᖅᑐᓂ ᐆᒪᔪᖅᓂᒃ ᓄᖑᓯᒪᓕᖅᑐᓂᒃ ᓇᔪᖅᐸᒃᑕᑐᖅᑲᕆᔭᖏᓐᓂ, ᓄᖑᓕᑳᓕᖅᑐᓂᒃ ᐅᕝᕙᓘᓐᓃᑦ ᐅᓗᕆᐊᓇᖅᑐᒦᓕᖅᓂᖏᓐᓂᒃ. ᒪᓕᒐᕐᓂᒃ ᓯᕿᐃᓂᐅᖕᒪᑦ ᑐᖅᑰᑎᔪᖅᑲᖅᐸᑦ, ᖂᓐᓂᖅᓯᔪᖅᑲᖅᐸᑦ, ᑎᒍᓯᔪᖅᑲᖅᐸᑦ ᐅᕝᕙᓘᓐᓃᑦ ᐱᓯᒪᔪᖅᑲᖅᐸᑦ ᑕᒪᒃᑯᓂᖓᑦ ᐊᒥᓲᖏᓗᐊᓕᖅᑐᓂᒃ ᐆᒪᔪᓂᒃ, ᐊᒻᒪᓗ ᓯᕿᖅᑎᑕᐅᖃᑕᕐᓂᖏᓐᓂᒃ, ᐲᔭᖅᑕᐅᖃᕈᑎᓪᓗᓐᓃᑦ ᓇᔪᖅᐸᒃᑕᖏᓐᓂᒃ ᓯᑎᖏᓂᓪᓗᓐᓃᑦ/ᐃᓪᓗᖏᓃᓪᓗᓐᓂᑦ ᐆᒪᔪᐃᑦ. ᑲᓇᑕᒥ ᐆᒪᔪᓕᕆᔩᑦ ᐃᓕᑕᖅᓯᓯᒪᒍᑎᒃ ᐱᑕᖅᑲᓇᐊᖅᑲᒻᒪᓇᖅᓂᖏᓐᓂᒃ ᓄᓇᓂᒃ ᐊᒥᓲᖏᓗᐊᓕᖅᑐᓂᒃ ᐆᒪᔪᓂᒃ ᓄᓇᖏᑦ ᑎᖕᒥᐊᖅᑲᖅᕕᐅᓂᕐᒥ, ᐅᓂᑳᕈᑕᐅᔭᓇᐊᖅᑲᖅᐳᑦ ᓄᓇᖏᓐᓂᒃ ᖃᓄᐃᓕᐅᕐᕕᐅᓯᒪᓂᖏᑦ ᑕᐃᑲᓂ ᑲᓇᑕᒥ ᒪᓕᒐᓕᕆᓂᖏᓐᓄᑦ ᐅᖃᓕᒫᒐᖏᓐᓂ ᑕᐃᔭᐅᔪᓂᒃ ᖃᓪᓗᓈᑎᑐᑦ *Canada Gazette-ᑯᑦ. ᐃᓗᓕᖏᑦ 58-ᒦᑦᑐᑦ ᐆᒪᔪᐃᑦ ᐊᒥᓲᖏᓗᐊᓕᕐᓂᖏᓐᓂᒃ ᒪᓕᒐᐃᑦ* ᐊᔪᖅᑎᑦᑎᕗᑦ ᓯᕿᖅᑎᖅᑕᐅᖅᑲᑕᕈᓐᓇᕐᓂᖏᓐᓂᒃ ᐱᑕᖅᑲᓇᐊᖅᑲᒻᒪᓇᒃᑐᑦ ᓄᓇᖏᑦ ᐆᒪᔪᖅᑲᖅᕕᐅᕙᒃᑐᑦ.

ᑭᓇᑐᐃᓐᓇᖅ ᐅᖅᑲᐅᓯᖅᑲᕈᓐᓇᖅᐳᖅ ᐸᓴᒋᔭᐅᓕᖅᑐᓂᒃ ᒪᓕᒐᕐᓂᒃ ᓯᕿᐃᓗᑎᒃ ᐱᓕᕆᐊᖅᑲᖅᑐᓂᒃ ᐃᑲᑦᑐᐊᒃ ᑎᖕᒥᐊᖅᑲᖅᕕᖕᒐᓂ ᓇᓕᐊᖕᓂᑐᐃᓐᓇᖅ ᐅᖅᑲᐅᓯᐅᔪᐊᓐᓇᖅ ᑲᓇᑕᒥᓗᓐᓃᑦ ᓄᓇᕗᒻᒥᓗᓐᓃᑦ ᐆᒪᔪᓕᕆᓂᕐᒥ, ᐳᑭᖅᑕᓕᒃᑯᓐᓄᓐᓗᓐᓃᑦ, ᑲᓇᑕᒥ ᐆᒪᔪᓕᕆᐅᔪᓄᓐᓗᓐᓃᑦ ᐅᕙᓂ (ec.nupermisscf-cwspermitnu.ec@canada.ca)

ᐅᕝᕙᓗᓐᓃᑦ ᓇᖕᒥᓂᖅ ᐅᖃᐅᑎᔭᐅᓗᑎᒃ ᓇᓪᓕᐊᖕᓄᑐᐃᓐᓇᖅ ᐃᕐᓂᐅᕐᕕᒃᑯᑦ ᐊᐅᓚᑦᑎᔨᐅᖃᑕᐅᓂᕐᒧᑦ ᑲᑎᒪᔨᕋᓛᖕᒋᓄᑦ ᓯᓪᓕᓂ.

11 ᐸᕐᓇᐅᑏᑦ ᐊᑐᓕᖅᑎᑕᐅᓂᖏᑦ

ᑲᓇᑕᒥ ᐆᒪᔪᓕᕆᔩᑦ ᐊᒻᒪᓗ ᐃᕐᓂᐅᕐᕕᒃᑯᑦ ᐊᐅᓚᑦᑎᔨᐅᖃᑕᐅᓂᕐᒧᑦ ᑲᑎᒪᔨᕋᓛᖏᑦ ᐊᑐᓕᖅᑎᑦᑎᓂᐊᖅᑐᑦ ᐊᐅᓚᑦᑎᓂᕐᒧᑦ ᐸᕐᓇᐅᑎᓂᒃ ᑕᒫᓂ ᐊᑯᓂᐅᓂᖃᕐᓂᐊᖅᑐᒧᑦ ᖁᓕᓄᑦ ᐊᕐᕋᒍᓄᑦ. ᐊᑐᓕᖅᑎᑕᐅᓂᖏᑦ ᒪᓕᖕᓂᐊᖅᑐᑦ ᐊᕐᕋᒍᑕᒫᖅ ᐱᓕᕆᐊᒃᓴᖏᓐᓂᒃ ᐸᕐᓇᐅᑎᒋᓯᒪᔭᖏᓐᓂᒃ ᐊᒻᒪᓗ ᐱᓕᕆᐊᖃᕈᓐᓇᕐᓂᖏᓐᓂᒃ ᐊᒻᒪᓗ ᑮᓇᐅᔭᒃᓴᓂᒃᑕᐅᓯᒪᓂᖏᓐᓂᒃ. ᑲᓇᑕᒥ ᐆᒪᔪᓕᕆᔩᑦ ᐊᒻᒪᓗ . ᐊᐅᓚᑦᑎᔨᐅᖃᑕᐅᓂᕐᒧᑦ ᑲᑎᒪᔨᕋᓛᑦ ᐊᑐᖃᑦᑕᕐᓂᖅᓴᐅᓂᐊᖅᑐᑦ ᐋᕿᒋᐊᖃᑦᑕᕈᓐᓇᖅᑕᖏᓐᓂᒃ ᐊᐅᓚᑦᑎᓂᖃᕐᓂᕐᒥᒃ.

ᐊᐅᓚᑦᑎᔨᐅᖃᑕᐅᓂᕐᒧᑦ ᑲᑎᒪᔨᕋᓛᑦ ᐊᑐᓕᖅᑎᑦᑎᕙᖕᓂᐊᖅᑐᑦ ᒪᓕᒃᑐᑎᒃ ᑕᒪᐃᓐᓄᑦ ᐱᓕᕆᐊᕆᔭᐅᓯᒪᓂᖏᓐᓂᒃ ᐃᓚᒋᔭᐅᔪᓕᒫᓄᑦ (*ᐃᓄᐃᑦ ᐃᑲᔫᓯᐊᒃᓴᖏᓐᓄᑦ ᐊᖏᕈᑏᑦ ᐃᓗᓕᖏᑦ 2.1.9*). ᑲᓇᑕᒥ ᐆᒪᔪᓕᕆᔩᑦᑕᐅᖅ ᖃᐅᔨᒋᐊᖃᑦᑕᕐᓂᐊᖅᑐᑦ ᐊᑐᓕᖅᑎᑕᐅᓂᖏᓐᓂᒃ ᐸᕐᓇᐅᑏᑦ ᑕᓕᒪᐃᑦ 5 ᐊᕐᕋᒍᐃᑦ ᐊᖏᕈᑕᐅᓚᐅᕐᓂᖏᓐᓂᒃ ᐊᒻᒪᓗ ᑭᖑᓂᐊᒍᑦ ᖁᓕᑦ 10 ᐊᕐᕋᒍᐃᑦ ᓈᔭᕋᖓᒥᒃ, ᒪᓕᒃᑐᑎᒃ ᐊᐅᓚᑦᑎᓂᕐᒧᑦ ᐱᓕᕆᐊᒃᓴᖏᓐᓂᒃ ᐃᓕᑕᕆᔭᐅᓯᒪᔪᓂᒃ ᑕᐃᑲᓂ ᐊᕕᒃᑐᖅᓯᒪᓂᖏᓐᓂᒃ ᑕᑯᑎᑦᑎᔾᔪᑎᒃᓴᖏᓐᓃᑦᑐᓂᒃ 10-ᒥ ᐃᓗᓕᖏᓃᑐᓂᒃ. ᑖᒃᑯᐊ ᑎᑎᕋᖅᓯᒪᓂᖏᑦ ᐊᐅᓚᑦᑎᓂᕐᒧᑦ ᐸᕐᓇᐅᑎᓂᒃ ᐊᓯᔾᔩᓗᑕᐅᔾᔮᖏᑦᑐᑦ ᐊᕐᕋᒍᑕᒫᖅ ᐱᓕᕆᐊᒃᓴᕆᓂᐊᖅᑕᖏᓐᓂᒃ ᐸᕐᓇᑕᐅᕙᒃᑐᓂᒃ, ᐃᑲᔪᕐᓂᖃᕐᒪᑕ ᓴᕿᑎᑕᐅᓯᒪᓂᖏᓐᓂᒃ ᓯᕗᓪᓕᖅᐸᐅᔾᔭᐅᖁᔭᐅᓯᒪᔪᑦ ᑎᑎᕋᖁᑎᒋᔭᐅᓂᖅ.

ᑲᓇᑕᒥ ᐆᒪᔪᓕᕆᔨᒃᑯᑦ ᐊᒻᒪᓗ ᐊᐅᓚᑦᑎᔨᐅᖃᑕᐅᓂᕐᒧᑦ ᑲᑎᒪᔨᕋᓛᑦ ᕿᒥᕐᕈᐊᖃᑦᑕᕐᓂᐊᖅᑐᑦ ᖃᐅᔨᒪᔾᔪᑎᒃᓴᓂᒃᑕᐅᕙᓪᓕᐊᔪᓂᒃ ᑕᐃᒃᑯᓇᖔᖅᑐᓂᒃ ᓇᐅᑦᑎᖅᑐᖅᑕᐅᔭᖅᑐᖅᓯᒪᓂᖏᓐᓂᒃ ᐊᒻᒪᓗ ᖃᐅᔨᓴᖅᑕᐅᓚᐅᖅᑐᓂᒃ ᐱᓕᕆᐊᖑᔪᓂᒃ ᐊᒻᒪᓗ ᐊᑐᖅᑕᐅᓗᑎᒃ ᖃᐅᔨᒪᔾᔪᑕᐅᓂᖏᑦ ᓯᕗᓂᒃᓴᒥ ᐊᐅᓚᑦᑎᓂᖏᓐᓄᑦ ᐃᓱᒪᓕᐅᕈᑕᐅᔭᕆᐊᖃᕐᓂᐊᖅᑐᓄᑦ. ᓇᒻᒪᖕᓂᐊᕌᖓᑦ, ᑐᑭᓯᓂᐊᕐᕕᐅᖃᑦᑕᕐᓂᐊᕐᒥᔪᑦ ᓴᓪᓕᕐᒥᐅᑦ ᐃᓄᐃᑦ. ᑲᓇᑕᒥ ᐆᒪᔪᓕᕆᔩᑦᑕᐅᖅ ᐊᑐᖃᑦᑕᕐᓂᐊᕐᒥᔪᑦ ᑕᒪᒃᑯᓂᖓ ᖃᐅᔨᒪᔾᔪᑎᒃᓴᓂᒃᑕᐅᔪᓂ ᖃᐅᔨᓴᕈᑕᐅᓗᑎᒃ ᑲᓇᑕᒥ ᑮᓇᐅᔭᓂᒃᓴᑕᐅᕙᖕᓂᖏᓐᓂᒃ ᐱᓕᕆᐊᖃᕈᓐᓇᕐᓂᖅ ᑐᕌᒐᕆᔭᐅᔪᓂᒃ ᐱᔾᔪᑎᖃᖅᑐᓂᒃ ᓴᐳᓐᓂᐊᖅᑕᐅᓯᒪᓂᖏᓐᓂᒃ ᓄᓇᐃᑦ, ᓯᕗᓂᒃᓴᐅᓂᐊᖅᑐᒥᓗ ᑎᒃᑯᐊᖅᑕᐅᔪᒫᕐᒥᔪᓂᒃ ᑐᕌᒐᕆᔭᐅᔪᒫᕐᒥᔪᓂᒃ ᐱᓕᕆᐊᖃᕈᓐᓇᕐᓂᖏᓐᓄᑦ.

ᐊᕙᒃᑐᖅᓯᒪᔪᓂᒃ ᑕᑯᑎᑦᑎᔾᔪᑦ 10: ᑕᓪᓕᒪᓄᑦ ᐊᕐᕌᒍᓄᑦ ᐊᐅᓚᑦᑎᓂᕐᒧᑦ ᐸᕐᓇᐅᑎᒃᓴᓂᒃ ᐊᑐᓕᖅᑎᑦᑎᕙᓪᓕᐊᓂᖅ.

ᐱᓕᕆᐊᓂᒃ	ᐊᕐᕋᒍᒥ				
	1	**2**	**3**	**4**	**5**
ᐅᖃᐅᔾᔮᖃᑕᕐᓂᖅ ᒥᓂᔅᑕᖓᓂᒃ ᐊᕙᑎᓕᕆᓂᕐᒧᑦ, ᓈᒻᒪᒃᓯᔭᕌᖓᑦ, ᑕᒪᐃᓂᒃ ᐱᔾᔪᑎᖃᖅᑐᓂᒃ ᐊᐅᓚᑦᑎᓂᕐᒧᑦ ᐸᕐᓇᐅᑎᓕᕆᓂᕐᒥᒃ; ᐅᔾᔨᖅᑐᑦᑎᐊᕐᓗᑎᒃ ᐃᓱᒪᒃᓴᖅᓯᐅᕈᑕᐅᑦᑎᐊᖃᑦᑕᕐᓗᑎᒃ ᖃᓄᐃᑦᑐᑐᐃᓐᓇᐃᑦ ᐃᓄᐃᑦ ᖃᐅᔨᒪᔭᑐᖃᖏᑦ ᐅᖃᐅᓯᐅᓯᒪᔪᑦ ᑲᑎᒪᔨᖏᓐᓄᑦ (*ᐃᓄᐃᑦ ᐃᑲᔫᓯᐊᒃᓴᖏᓐᓄᑦ ᐊᖏᕈᑏᑦ ᐃᓗᓕᖏᑦ 3.3*).	X	X	X	X	X
ᐱᔭᕆᖅᑕᐅᖃᑕᕐᓗᑎᒃ ᖃᓄᐃᓕᐅᕈᑕᐅᓂᖏᑦ ᐊᐅᓚᑦᑎᔨᐅᖃᑕᐅᓂᕐᒧᑦ ᑲᑎᒪᔨᕋᓛᓄᑦ ᐅᖃᐅᓯᐅᓯᒪᔪᑦ ᐃᓄᐃᑦ ᐃᑲᔫᓯᐊᖅᑕᕈᑎᒃᓴᖏᓐᓄᑦ ᐊᖏᕈᑎᑎᒍᑦ, ᐃᓚᖃᕐᓗᑎᒃ ᐅᖃᐅᔾᔨᒋᐊᖅᑎᐅᖃᑕᕐᓂᖏᓐᓂᒃ ᒪᑯᓂᖓ ᐱᔪᓂᒃ: • ᓄᓇᕗᒻᒥ ᐆᒪᔪᓕᕆᓂᕐᒧᑦ ᒪᓕᒐᖅᑎᒍᑦ ᖃᓄᐃᓕᐅᕈᑎᒃᓴᖏᓐᓂᒃ ᐊᒻᒪᓗ ᐱᓕᕆᐊᒃᓴᖏᓐᓄᑦ ᐸᕐᓴᐅᑎᖏᓐᓄᑦ ᓄᓇᕗᒻᒥ (*ᐃᓄᐃᑦ ᐃᑲᔫᓯᐊᒃᓴᖏᓐᓄᑦ ᐊᖏᕈᑏᑦ ᐃᓗᓕᖏᑦ 3.4*); • ᐊᐅᓚᑦᑎᓂᕐᒧᑦ ᐸᕐᓇᐅᑎᓕᐊᕆᓯᒪᔭᖏᓐᓂᒃ (*ᐃᓄᐃᑦ ᐃᑲᔫᓯᐊᒃᓴᖏᓐᓄᑦ ᐊᖏᕈᑏᑦ ᐃᓗᓕᖏᑦ 3.5 to 3.7*); • ᐊᕙᒃᑐᖅᓯᒪᓂᖏᓐᓂ ᐃᓄᐃᑦ ᑲᑐᔾᔨᖃᑎᒌᖏᓐᓄᑦ ᐃᑲᔪᖅᓱᖅᑕᐅᓯᒪᓂᖏᓐᓂᒃᑦ ᐱᔪᓐᓇᐅᑎᑖᕋᓱᒃᑐᓂᒃ ᐅᒃᑐᕈᑎᖏᓐᓂᒃ (*ᐃᓄᐃᑦ ᐃᑲᔫᓯᐊᒃᓴᖏᓐᓄᑦ ᐊᖏᕈᑏᑦ ᐃᓗᓕᖏᑦ 4.3*); • ᑕᖕᒦᕝᕕᐅᕙᖕᓂᖏᓐᓂᒃ ᐊᒻᒪᓗ ᐃᒡᓗᕋᓛᖃᕝᕕᐅᓂᖏᓐᓂᒃ ᐃᑲᑦᑐᐊᕐᒥ ᑎᖕᒥᐊᖃᕝᕕᖕᒥ (*ᐃᓄᐃᑦ ᐃᑲᔫᓯᐊᒃᓴᖏᓐᓄᑦ ᐊᖏᕈᑏᑦ ᐃᓗᓕᖏᑦ 5.5*); • ᐱᑕᖃᕐᓂᖏᓐᓂᒃ ᓄᓇᒥᑦᑐᓂᒃ ᐱᒻᒪᕆᐅᓂᖃᖅᑐᓂᒃ ᐃᓄᖕᓄᑦ, ᑕᐃᒃᑯᓂᖓ ᐅᖃᐅᓯᒃᑯᑦ ᐅᓂᒃᑳᕈᑕᐅᓯᒪᔪᓂᒃ, ᐃᓄᖃᕐᕕᐅᕙᓚᐅᖅᑐᓂᒃ ᐱᓕᕆᐊᖑᓯᒪᔪᓂᒃ ᐊᒻᒪᓗ ᐃᓄᐃᑦ ᐅᖃᐅᓯᑐᖃᖏᓐᓂᒃ ᑕᐃᒨᓯᑐᖃᖏᑦ (*ᐃᓄᐃᑦ ᐃᑲᔫᓯᐊᒃᓴᖏᓐᓄᑦ ᐊᖏᕈᑏᑦ ᐃᓗᓕᖏᑦ 6.4-ᒥᒃ 6.7-ᒧᑦ*); • ᖃᐅᔨᓴᖅᑕᐅᓯᒪᓂᖏᓐᓂᒃ ᐃᑲᑦᑐᐊᕐᒥ ᑎᖕᒥᐊᖃᕝᕕᖕᒥ (*ᐃᓄᐃᑦ ᐃᑲᔫᓯᐊᒃᓴᖏᓐᓄᑦ ᐊᖏᕈᑏᑦ ᐃᓗᓕᖏᑦ 10.2*) • ᑲᓇᑕᒥ ᐆᒪᔪᓕᕆᔨᑦ ᖃᓄᐃᓕᐅᖅᑎᐅᓂᖏᓐᓂᒃ ᓴᐳᓐᓂᐊᖅᑕᐅᓂᖏᓐᓄᑦ ᐃᓄᖃᕐᕕᕕᓂᑐᖃᐃᑦ ᓄᓇᐃᑦ, ᐱᕐᑯᑎᕕᓂᖃᕐᕕᐅᔪᑦ, ᐱᕐᑯᑎᕕᓂᖃᕐᑯᐅᔪᑦ ᐊᑐᖅᑕᐅᕙᓚᐅᖅᑐᓂᒃ, ᐃᓕᖅᑯᓯᑐᖃᕐᒥᒍᑦ ᐃᓄᐃᑦ ᐱᒻᒪᕆᐅᓂᖏᑦ ᓄᓇᐃᑦ (*ᐃᓄᐃᑦ ᐃᑲᔫᓯᐊᒃᓴᖏᓐᓄᑦ ᐊᖏᕈᑏᑦ ᐃᓗᓕᖏᑦ 11.3*); • ᐊᐅᓚᑕᐅᓂᖏᑦ ᐊᒻᒪᓗ ᓴᐳᓐᓂᐊᖅᑕᐅᓯᒪᓂᖏᑦ ᐆᒪᔪᐃᑦ ᐊᒻᒪᓗ ᐆᒪᔪᐃᑦ ᑕᒪᒃᑯᐊ ᓇᔪᒐᕆᕙᒃᑕᖏᑦ ᓄᓇᐃᑦ ᐃᒪᐃᓪᓗᓐᓃᑦ ᐃᑲᑦᑐᐊᑉ ᑎᖕᒥᐊᖃᕝᕕᖓᓃᑦᑐᓂᒃ (*ᐃᓄᐃᑦ ᐃᑲᔫᓯᐊᒃᓴᖏᓐᓄᑦ ᐊᖏᕈᑏᑦ ᐃᓗᓕᖏᑦ 12.2*); • ᐱᖑᖅᑎᑕᐅᓂᖏᑦ, ᐊᖏᒡᓕᒋᐊᖅᑕᐅᓂᖏᑦ, ᖃᓄᖅ ᐃᓕᑕᕆᔭᐅᓂᖓᓂᒃ ᐊᓯᔾᔨᖅᑕᐅᓂᖏᑦ, ᒥᑭᒡᒋᐊᖅᑕᐅᓂᖏᑦ ᐆᕙᓗᓐᓃᑦ ᐊᑐᕈᓐᓃᖅᑎᑕᐅᔭᓐᓇᕐᓂᖏᑦ ᐃᑲᑦᑐᐊᑉ ᑎᖕᒥᐊᖃᕝᕕᖓ, ᐱᔭᕆᐊᖃᕌᖓᒥᒃ (*ᐃᓄᐃᑦ ᐃᑲᔫᓯᐊᒃᓴᖏᓐᓄᑦ ᐊᖏᕈᑏᑦ ᐃᓗᓕᖏᑦ 13.5*); ᐊᒻᒪᓗ • ᓂᐅᕐᕈᐊᑦ ᐳᓚᕋᑎᑦ ᐊᑐᖃᑦᑕᕐᓂᖏᑦ ᐃᑲᑦᑐᐊᑉ ᑎᖕᒥᐊᖃᕝᕕᖓᓂᒃ (*ᐃᓄᐃᑦ ᐃᑲᔫᓯᐊᒃᓴᖏᓐᓄᑦ ᐊᖏᕈᑏᑦ ᐃᓗᓕᖏᑦ 14.2 ᐊᒻᒪᓗ 14.4*).	X	X	X	X	X
ᐱᔩᒥᓴᐃᕙᓪᓗᑎᒃ ᐃᑲᔪᖅᓱᐃᕙᓪᓗᑎᓪᓗ ᖃᐅᔨᓴᖅᑕᐅᕙᖕᓂᖏᓐᓂᒃ ᐅᕙᓗᓐᓃᑦ ᓇᐅᑎᖅᑐᐃᕕᐅᕙᖕᓂᖏᓐᓂᒃ, ᐃᓚᖃᕐᓗᑎᒃ ᑲᑎᖅᓱᖅᑕᐅᓂᖏᓐᓂᒃ ᐃᓄᐃᑦ ᖃᐅᔨᒪᔭᑐᖃᖏᑦ, ᖃᐅᔨᒪᔾᔪᑕᐅᖃᑦᑕᕐᓗᒋᑦ ᐊᐅᓚᑦᑎᕙᖕᓂᖅ ᐃᑲᑦᑐᐊᑉ ᑎᖕᒥᐊᖃᕝᕕᖓᓂᒃ ᐆᕙᓗᓐᓃᑦ ᖃᐅᔨᒪᔭᐅᖏᓐᓂᖏᓐᓂᒃ ᖃᐅᔨᒪᓕᕈᑕᐅᕙᒻᒪᑦ ᐊᑑᑎᖃᕐᓂᖏᓐᓄᑦ.	X	X	X	X	X
ᑎᑎᕋᖅᓯᒪᓗᑎᒃ ᑐᓴᐅᒪᖃᑦᑕᐅᑎᕙᖕᓂᕐᒧᑦ ᐸᕐᓇᐅᑎᓂᒃ, ᑐᑭᓯᓂᐊᕐᕕᐅᔪᑦᑕᐅᓗᑎᑦ ᓴᓪᓕᕐᒥᐅᑦ, ᖃᐅᔨᒪᔪᐅᑦᑎᐊᒃᑲᓂᕈᓐᓇᕐᓂᐊᕐᒪᑕ ᓄᓇᓕᖕᓄᑦ ᒫᓐᓇᐅᓕᖅᑐᖅ ᐊᒻᒪᓗ ᐱᔪᓐᓇᐅᑎᖃᕆᐊᖃᑦᑐᑎᑦ ᐱᓕᕆᐊᖑᔪᓐᓇᕐᓂᖏᓐᓂᒃ ᑎᖕᒥᐊᖃᕝᕕᒃ, ᐱᒻᒪᕆᐅᔪᓂᒡᓗ ᐋᓐᓂᐊᖅᑐᑦᑕᕆᓂᕐᒥᒃ, ᐅᑐᕆᐊᓇᖅᑐᖃᕐᓂᐊᕐᒥᓂᕐᒧᑦᑐᓐᓂᑦ ᐃᓯᒪᓗᑦᑕᐅᔪᓂᒃ ᖃᐅᔨᒪᑎᑦᑎᖃᑦᑕᕐᓂᕐᒥᒃ ᐊᒻᒪᓗ ᐊᑑᑎᖃᑦᑎᐊᕐᓂᐊᖅᑐᓂᒃ ᐅᖃᐅᓯᐅᑎᑦᑎᖃᑦᑕᕐᓗᑎᒃ ᐃᓄᖕᓂᒃ ᐊᑐᖅᐸᒃᑐᓂᒃ ᓄᓇᒥᒃ ᑕᐅᕙ.	X	X	X		
ᐊᑐᓕᖅᑎᑦᑎᓗᑎᒃ ᓄᓇᓕᖕᓂ ᑐᓴᐅᒪᑎᑦᑎᖃᑕᕐᓂᕐᒧᑦ ᐸᕐᓇᐅᑎᒃᓴᓂᒃ ᐊᑐᕐᓂᐊᖅᑕᖏᓐᓂᒃ.			X	X	X
ᐃᓄᖕᓂᒃ ᖃᐅᔨᒪᑎᑦᑎᓂᖅᓴᐅᕆᐊᖃᕐᓗᑎᒃ ᐱᒻᒪᕆᐅᓂᖓᓂᒃ ᐃᑲᑦᑐᐊᕐᒥᒃ ᑎᖕᒥᐊᖃᕝᕕᖕᒥᒃ ᐆᒪᔪᖃᕐᓂᖓᓄᑦ ᐊᒻᒪᓗ ᐃᓄᐃᑦ ᐃᓕᖅᑯᓯᑐᖃᖏᓐᓂᒃ ᐱᒻᒪᕆᐅᔪᓂᒃ ᐱᑕᖃᕐᓂᖓᓂᒃ.			X	X	X

ᐱᓕᕆᐊᓂᒃ	ᐊᕐᕌᒍᒥ				
	1	**2**	**3**	**4**	**5**
ᑎᑎᕋᖅᑕᐅᖃᑦᑐᑎᒃ ᐅᓂᒃᑳᖅᑕᐅᖃᑦᑐᑎᒡᓗ ᒪᓕᒐᕐᓂᒃ ᓱᕋᐃᔪᖃᖅᑐᓂᒃ ᐱᓕᕆᔪᖃᖅᐸᑦ.	X	X	X	X	X
ᐃᓚᐅᖃᑦᑐᑎᒃ ᐊᕕᒃᑐᖅᓯᒪᓂᖏᓐᓂ ᐱᓕᕆᐊᕐᒎᕙᑦᓕᐊᖅᑐᓂᒃ ᐱᒋᐊᖅᑎᑕᐅᓕᖅᑐᓂᒡᓗᓐᓃᑦ ᐃᑲᔪᖅᓱᐃᓂᕐᒧᑦ ᓴᐳᓐᓂᐊᖅᑕᐅᓂᖓᓂᒃ ᑎᖕᒥᐊᖃᕐᕕᐅᑉ, ᓄᓇᖏᓐᓂᒡᓗ ᐊᕙᓗᐊᓃᑦᑐᓂᒃ.	X	X	X	X	X
ᑎᑎᖃᕐᑯᑎᖃᐃᓐᓇᕐᓗᑎᒃ ᒫᓐᓇᐅᔪᖅ ᐱᑕᖃᕐᓂᖏᓐᓂᒃ ᐃᒡᓗᕋᓛᑦ ᑎᖕᒥᐊᖃᕐᕕᖕᒥ, ᐱᓕᕆᖃᑎᒋᕙᒡᓗᒋᑦ ᐊᐃᕖᑦ ᐊᖑᓇᓱᒃᑎᑦ ᑲᑐᔾᔨᖃᑎᒌᖏᑦ	X	X	X	X	X

11.1 ᐊᐅᓚᑦᑎᓂᕐᒧᑦ ᐸᕐᓇᐅᑏᑦ ᐋᕿᒋᐊᖅᑕᐅᔪᓐᓇᕐᓂᖏᑦ

ᑲᓇᑕᒥ ᐆᒪᔪᓕᕆᔨᒃᑯᑦ ᐋᕿᒋᐊᖅᓯᔪᓐᓇᖅᑐᖅ ᐊᐅᓚᑦᑎᓂᕐᒧᑦ ᐸᕐᓇᐅᑎᓂᒃ ᖃᖓᑐᐃᓐᓇᖅ. ᑭᓇᒃᑯᐃᓐᓇᐃᑦ ᒐᕙᒪᓃᑐᑦ ᐃᓄᐃᓪᓗᓐᓃᑦ ᐊᒃᑐᖅᑕᐅᓯᒪᔪᓂᑦ ᑖᒃᑯᓄᖓ ᐊᐅᓚᑦᑎᓂᕐᒧᑦ ᐸᕐᓇᐅᑎᓄᑦ ᑐᒃᓯᕋᕈᓐᓇᖅᑐᑦ ᐱᒋᐊᖅᑎᑕᐅᖁᔭᖏᓐᓂᒃ ᐋᕿᒋᐊᖅᑕᐅᖁᔨᓂᖅ ᐅᖃᕐᕕᐅᓗᑎᒃ ᑲᓇᑕᒥ ᐆᒪᔪᓕᕆᐅᔪᑦ (*ᐃᓄᐃᑦ ᐃᑲᔫᓯᐊᒃᓴᖏᓐᓄᑦ ᐊᖏᕈᑏᑦ ᐃᓗᓕᖏᑦ 3.7.1*). ᐊᐅᓚᑦᑎᓂᕐᒧᑦ ᐸᕐᓇᐅᑏᑦ ᑭᖑᓂᐊᒍᓪᓗ ᐋᕿᒋᐊᖅᑕᐅᓯᒪᓂᖏᑦ ᑎᑎᕋᖅᑕᐅᓯᒪᔪᑦ ᐊᖏᖅᑕᐅᔭᕆᐊᖃᕐᓂᐊᖅᐸᑦ ᓄᓇᕗᒻᒥ ᐆᒪᔪᓕᕆᔨᕐᔪᐊᒃᑯᑦ ᑲᑎᒪᔨᖏᓐᓄᑦ.

ᑕᐃᒃᑯᐊ ᐃᕐᓂᐅᕐᕕᒃᑯᑦ ᐊᐅᓚᑦᑎᔨᐅᖃᑕᐅᓂᕐᒧᑦ ᑲᑎᒪᔨᕋᓛᖑᑦ ᐱᔭᕇᖅᓯᓂᐊᖅᑐᑦ ᖃᓄᐃᑐᑐᐃᓐᓇᕐᓂᕐᒥᒃ ᐋᕿᒋᐊᖅᑕᐅᓯᒪᓂᖏᓐᓂᒃ ᐊᓯᔾᔨᖅᑕᐅᓂᖏᓐᓂᓪᓗᓐᓃᑦ ᐊᐅᓚᑦᑎᓂᕐᒧᑦ ᐸᕐᓇᐅᑎᑦ. ᑲᓇᑕᒥ ᐆᒪᔪᓕᕆᔩᑦ ᑲᒪᔨᐅᓂᐊᖅᐳᑦ ᓯᓚᑖᓄᑦ ᑐᑭᓯᓂᐊᕈᑕᐅᔭᕆᐊᖃᖅᑐᓂᒃ ᕿᒥᕐᕈᐊᖅᑕᐅᓂᖏᓐᓂᓪᓗ ᐸᕐᓇᐅᑏᑦ. ᐊᓯᔾᔨᖅᑕᐅᔪᑦ ᕿᒥᕐᕈᐊᖅᑕᐅᓂᖏᓐᓂ ᐊᖏᕈᑕᐅᓂᖏᓪᓗ ᒪᓕᖕᓂᐊᖅᑐᑦ ᐃᓗᓕᖏᓐᓂᒃ *5.3.34(c)* ᐊᒻᒪᓗ *.5.3.16* ᒪᓕᒐᖏᓐᓂᒃ ᐃᓗᐊᓂ *ᓄᓇᕗᒻᒥ ᓄᓇᑖᕐᓂᕐᒧᑦ ᐊᖏᕈᑎᑎᒍᑦ*.

11.2 ᐊᐅᓚᑦᑎᔨᐅᔪᓐᓇᖅᑐᑦ ᐊᒻᒪᓗ ᑎᓕᔭᐅᓯᒪᓂᖏᑦ

ᐊᐅᓚᑦᑎᔨᐅᕗᖅ ᑲᓇᑕᐅᑉ ᒥᓂᔅᑕᖓᑦ ᐊᕙᑎᓕᕆᓂᕐᒧᑦ ᒪᓕᒃᑕᐅᓗᑎᒃ *ᑲᑎᒻᒪᐅᑕᐅᕙᖕᓂᖏᑦ ᑎᖕᒥᐊᓕᕆᓂᕐᒧᑦ ᒪᓕᒐᐃᑦ ᐊᒻᒪᓗ ᑎᖕᒥᐊᖃᕐᕕᖕᓄᑦ ᒪᓕᒐᓗᑐᐃᕐ*, ᐱᔪᓐᓇᐅᑕᐅᓂᖏᓐᓄᑦ ᐊᕙᑎᓕᕆᕐᔪᐊᒃᑯᑦ ᐱᓕᕆᕕᖏᓐᓂᒃ ᓴᕿᑎᑦᑎᔪᓐᓇᕐᓂᖅ ᐊᐅᓚᑦᑎᔪᓐᓇᕐᓂᕐᓗ ᑎᖕᒥᐊᖃᕐᕕᖕᓂᒃ. ᑲᓇᑕᒥ ᐆᒪᔪᓕᕆᔩᑦ ᐊᐅᓚᑦᑎᔨᐅᕙᒃᑐᑦ ᑕᒪᒃᑯᓂᖓ ᐊᕙᑎᓕᕆᕐᔪᐊᒃᑯᑦ ᐱᓕᕆᕕᖏᓐᓂ. ᓄᓇᕗᒻᒥ, ᐃᓄᐃᑦ ᐱᒻᒪᕆᐅᔪᓂᒃ ᐃᓚᒋᔭᐅᕗᑦ ᐃᓱᒪᓕᐅᖅᑎᐅᖃᑕᐅᓂᕐᒧᑦ ᐆᒪᔪᓕᕆᓂᕐᒥᒃ ᐊᒻᒪᓗ ᐆᒪᔪᖃᕐᕕᐅᕙᖕᓂᖏᓐᓂᒃ ᓄᓇᓂᒃ ᐊᑐᖅᑕᐅᔭᕆᐊᖃᕐᒪᑕ *ᓄᓇᕗᒻᒥ ᓄᓇᑖᕐᓂᕐᒧᑦ ᐊᖏᕈᑏᑦ*. ᐃᕐᓂᐅᕐᕕᒃᑯᑦ ᐊᐅᓚᑦᑎᔨᐅᖃᑕᐅᓂᕐᒧᑦ ᑲᑎᒪᔨᕋᓛᖑᑦ ᐊᑐᓕᖅᑎᑦᑎᓯᐅᕙᒃᐳᑦ ᐊᒥᓱᓂᒃ ᐃᓗᓕᖏᓐᓂᒃ *ᓄᓇᕗᒻᒥ ᓄᓇᑖᕐᓂᕐᒧᑦ ᐊᖏᕈᑎᑎᒍᑦ* ᐊᒻᒪᓗ ᑕᐃᒃᑯᓂᖓ *ᐃᓄᐃᑦ ᐃᑲᔫᓯᐊᒃᓴᖏᓐᓄᑦ ᐊᖏᕈᑎᓂᒃ*, ᐅᖃᐅᔾᔨᒋᐊᖅᑎᐅᓂᖏᓐᓄᑦ ᑲᑎᒪᔨᕋᓛᖑᓂᖏᓐᓄᑦ ᖃᐅᑕᒫᖅᓯᐅᑎᓂᒃ ᐊᐅᓚᑦᑎᓂᖅ ᐃᑲᑦᑐᐊᕐᒥ ᑎᖕᒥᐊᖃᕐᕕᖕᒥᒃ.

12 ᐱᓕᕆᖃᑎᒌᑦᑎᐊᕈᓐᓇᕐᓂᖅ

ᑲᔪᓯᔪᓐᓇᑦᑎᐊᕐᓂᐊᕈᑎᒃ ᑖᒃᑯᐊ ᐊᐅᓚᑦᑎᓂᕐᒧᑦ ᐸᕐᓇᐅᑏᑦ, ᑐᖓᕕᖃᒻᒪᕆᖕᓂᐊᖅᐳᑦ ᐱᓕᕆᖃᑎᒌᑦᑎᐊᕈᓐᓇᕐᓂᖏᓐᓂᒃ ᑐᑭᓯᓂᐊᕈᑕᐅᕙᖕᓂᖏᓐᓂᒡᓗ ᑲᓇᑕᒥ ᐆᒪᔪᓕᕆᔨᒃᑯᑦ, ᓴᓪᓕᕐᒥᐅᓪᓗ ᐃᓄᖁᑎᖏᑦ, ᐊᓯᖏᓪᓗ ᑲᓇᑕᐅᑉ ᒐᕙᒪᒃᑯᖏᓐᓂᒃ ᐱᓕᕆᕕᖏᑦ ᐊᒻᒪᓗ ᑎᒥᖁᑎᒋᔭᖏᑦ, ᓄᓇᕗᑦ ᒐᕙᒪᒃᑯᖏᑦ, ᒐᕙᒪᐅᖏᑦᑐᓪᓗ ᑲᑐᔾᔨᖃᑎᒌᖏᑦ; ᐃᖕᒥᒍᑦᑕᐅᖅ ᐱᓇᓱᐊᒐᖃᕐᓂᖏᓐᓄᑦ, ᐃᓚᒋᔭᐅᔭᕆᐊᖃᕐᒪᑕ ᐃᑲᑦᑐᐊᑉ ᑎᖕᒥᐊᖃᕐᕕᖓᓂᒃ ᓴᐳᓐᓂᐊᕐᒧᑦ ᐊᒻᒪᓗ ᐊᑯᓂᐅᒋᐊᕐᓂᐊᖅᑐᒧᑦ ᐱᑕᖃᑦᑎᐊᖁᔨᓂᖅ ᐆᒪᔪᓂᒃ ᐊᒻᒪᓗ ᓇᔪᒐᕆᕙᒃᑕᖏᓐᓂᒃ. ᑕᒪᒃᑯᐊ ᐃᓚᖃᕆᕗᑦ ᐱᓕᕆᖃᑎᒋᔭᐅᖃᑕᕐᓂᖏᓐᓂᒃ ᖃᐅᔨᓴᖃᑕᕐᓂᒥᒃ ᐱᓕᕆᔨᐅᕙᒃᑐᑦ, ᓄᓇᒥᒃ ᐊᐅᓚᑦᑎᔨᐅᕙᒃᑐᑦ ᐊᒻᒪᓗ ᐃᖃᓗᓕᕆᓂᕐᒥᒃ/ᐃᒪᕐᒥᐅᑕᓂᒃ ᐊᐅᓚᑦᑎᔨᐅᖃᑕᐅᕙᒃᑐᑦ. ᐊᑐᓕᖅᑎᑕᐅᑦᑎᐊᕐᓂᐊᕈᑎᒃ ᐊᒻᒪᓗ ᐊᐅᓚᑕᐅᑎᐊᕐᓂᐊᕈᑎᒃ ᐊᑐᒐᒃᓴᓕᐊᕆᔭᐅᓯᒪᔪᑦ, ᐱᓕᕆᐊᒃᓴᖏᓪᓗ, ᓴᐳᓐᓂᐊᖅᑕᐅᔾᔪᑎᒃᓴᐃᓪᓗ ᐅᖃᐅᓯᐅᓯᒪᔪᑦ ᑎᖕᒥᐊᖃᕐᕕᖕᒥ ᐱᓕᕆᐊᒃᓴᐅᓂᖏᑦ ᐊᔪᕐᓇᕋᔭᖅᑐᑦ ᑕᒪᒃᑯᐊ ᐊᐅᓚᑦᑎᔨᐅᖃᑕᐅᕙᒃᑐᓄᑦ ᐊᓯᐊᒍᓪᓗ ᐱᓕᕆᖃᑎᒌᖕᓂᕐᒧᑦ ᐋᕿᐅᒪᔭᐅᓐᓂᖏᒃᑯᑎᒃ. ᑕᐃᒃᑯᐊ ᐃᕐᓂᐅᕐᕕᒃᑯᑦ ᐊᐅᓚᑦᑎᔨᐅᖃᑕᐅᓂᕐᒧᑦ ᑲᑎᒪᔨᕋᓛᖏᓄᑦ ᐊᒻᒪᓗ ᑲᓇᑕᒥ ᐅᒪᔪᓕᕆᔨᒃᑯᑦ ᑐᑭᓕᐅᖅᑎᐅᕙᖕᓂᐊᖅᑑᒃ ᐱᓇᓱᐊᖃᑎᒌᒍᓐᓇᕐᓂᕐᓂᖏᓐᓂᒃ ᑲᒪᔨᐅᓗᑎᒃ.

12.1 ᐃᓄᐃᑦ ᐊᒻᒪᓗ ᒐᕙᒪᐃᑦ ᐱᓕᕆᖃᑎᒌᒎᓐᓇᕐᓂᖏᑦ

ᐃᕐᓂᐅᕐᕕᒃᑯᑦ ᐊᐅᓚᑦᑎᔨᐅᖃᑕᐅᓂᕐᒧᑦ ᑲᑎᒪᔨᕋᓛᖏᑦ ᐅᖃᐅᔾᔨᕆᐊᖅᑎᐅᕙᓐᓂᐊᖅᑐᑦ ᐊᐅᓚᑕᐅᕙᖕᓂᖏᓐᓂᒃ ᑕᐃᒃᑯᐊ ᑎᖕᒥᐊᑦ ᐊᒥᓲᓂᖏᑦ, ᑐᑭᓯᓂᐊᕐᕕᖃᑦᑕᕐᑐᑎᒃ ᓄᓇᑖᕈᑎᑎᒍᑦ ᓴᖅᑭᑎᑕᐅᔪᑦ ᐃᓄᖕᓂᒃ ᑭᒡᒐᖅᑐᐃᔨᐅᕙᖕᓂᕐᒧᑦ ᑲᑎᒪᔨᕐᔪᐊᖕᒥᑦ ᒐᕙᒪᐅᔪᑎᑐᑦ (ᓲᕐᓗ ᑕᐃᒃᑯᐊ ᓄᓇᕗᒻᒥ ᐆᒪᔪᓕᕆᔨᕐᔪᐊᒃᑯᑦ, ᓄᓇᕗᒻᒥ ᓄᓇᐃᑦ ᐊᑑᑎᒃᓴᖏᓐᓂᒃ ᐸᕐᓇᐅᑎᓕᕆᓂᕐᒧᑦ ᑲᒥᓯᓇᐃᑦ ᐊᒻᒪᓗ ᓄᓇᐃᑦ ᐊᒃᑐᖅᑕᐅᓯᒪᔪᓐᓇᕐᓂᕐᒧᑦ ᐊᕙᑎᓕᕆᔨᒃᑯᑦ ᑲᑎᒪᔨᖏᑦ) ᐊᒻᒪᓗ ᓄᓇᓕᖕᓂ ᐊᐅᓚᑦᑎᔨᐅᖃᑕᐅᔪᑦ ᑲᑎᒪᔨᖏᑦ ᐊᒻᒪᓗ ᐱᔪᓐᓇᕐᓂᖃᖅᑎᑕᐅᔪᑦ ᐊᓯᖏᑦ. ᓄᓇᕗᒻᒥ ᐆᒪᔪᓕᕆᔨᕐᔪᐊᒃᑯᑦ ᐱᒻᒪᕆᐊᓗᖕᒥᒃ ᖃᓄᐃᓕᐅᖅᑎᓯᔨᐅᕗᑦ ᐱᔾᔪᑎᖃᖅᑐᓂᒃ ᐆᒪᔪᓕᕆᓂᕐᒥᒃ ᐊᐅᓚᑦᑎᕙᖕᓂᕐᒥᒃ ᓄᓇᕗᒻᒥ, ᐊᒻᒪᓗ ᒪᓕᒐᓪᓗᑐᖃᖅᑎᑕᐅᕙᖕᓂᕐᒥᒃ ᐊᖑᓇᓱᒃᕕᐅᔪᓐᓇᕐᓂᖏᓐᓂᒃ ᑎᖕᒥᐊᖃᕐᕕᖕᒥ. ᐊᓯᖏᑦ ᓄᓇᓖᑦ ᐊᒻᒪᓗ ᐊᕕᒃᑐᖅᓯᒪᓂᖏᓐᓂ ᑭᕙᓪᓕᕐᒥ ᐃᓄᐃᑦ ᑲᑐᔾᔨᖃᑎᒌᖏᑦ, ᑭᕙᓪᓕᕐᒥ ᐊᕕᒃᑐᖅᓯᒪᓂᖓᓂ ᐊᖑᓇᓱᒃᑎᓕᒫᑦ ᑲᑎᒪᔨᖏᑦ, ᐊᐃᕖᑦ ᐊᖑᓇᓱᒃᑏᑦ ᑲᑐᔾᔨᖃᑎᒌᖏᑦ, Hᐊᒻᒪᓚᒃᑯᑦ ᑲᑎᒪᔨᖏᓐᓂ ᓴᓪᓕᓂ, ᐸᖅᑯᑏᑦ ᐃᓐᓇᑐᖃᐃᑦ ᑲᑎᒪᔨᕋᓛᖏᑦ, ᐃᓄᐃᑦ ᐱᐅᓯᑐᖃᖏᓐᓂᒃ ᐸᐸᑦᑎᔩᑦ, ᐊᒻᒪᓗ ᐊᐅᓰᑭᑎᓕᕆᔩᑦ ᓄᓇᕗᒻᒥ.

12.2 ᓄᓇᕗᑦ ᒐᕙᒪᐃᑦ

ᓄᓇᕗᑦ ᒐᕙᒪᒃᑯᑦ ᐊᕙᑎᓕᕆᔨᖏᑦ ᐆᒪᔪᓕᕆᔨᖏᑕ ᐱᓕᕆᕝᕕᖓᑦ ᒪᓕᒐᖅᑎᒍᑦ ᑎᓕᔭᐅᓯᒪᔪᑦ ᐊᐅᓚᑦᑎᔨᐅᕙᖕᓂᕐᒥᒃ ᓄᓇᒥᐅᑕᓂᒃ ᐆᒪᔪᓕᕆᐅᓂᕐᒥᒃ ᓄᓇᕗᒻᒥ. ᐊᒻᒪᑦᑕᐅᖅ ᐃᓚᒋᔭᐅᓪᓗᑎᒃ ᒪᓕᒃᑕᐅᔭᕆᐊᖃᕐᓂᖏᑦ ᓄᓇᕗᒻᒥ ᐆᒪᔪᓕᕆᓂᕐᒧᑦ ᒪᓕᒐᐃᑦ, ᑖᒃᑯᐊ ᐆᒪᔪᓕᕆᐅᓂᖏᑦ ᑲᒪᔨᐅᕙᒃᑐᑦ ᒐᕙᒪᒃᑯᑦ ᐱᔭᒃᓴᕆᖅᑕᖏᓐᓂᒃ ᐊᒥᓱᓂᒃ ᑲᓇᑕᒥ

ᒪᓕᒐᕆᔭᐅᔪᓂᒃ ᒪᓕᒋᐊᖃᕐᒪᑕ ᐊᒻᒪᓗ ᑕᒪᐃᓐᓂᒃ ᑲᓇᑕᓕᒫᒥ ᒪᓕᒐᕆᔭᐅᔪᓂᒃ, ᓄᓇᕐᔪᐊᕐᒥᐅᓄᓪᓗ ᐊᖏᕈᑕᐅᔪᓂᒃ ᐊᒻᒪᓗ ᑲᑎᒪᕐᔪᐊᕈᑕᐅᕙᒃᑐᓂᒃ ᐊᒻᒪᓗ ᐃᓚᖃᕆᓪᓗᑎᒃ ᑕᒪᒃᑯᐊ ᑲᔪᓰᓐᓇᖅᑐᒥᒃ ᑲᒪᔨᐅᕙᖕᓂᖅ ᐊᐅᓚᑦᑎᖃᑕᕐᓂᕐᒥᒃ ᓄᓇᕗᒻᒥ ᐆᒪᔪᕐᓂᒃ, ᑕᐃᑯᓂᖓᓗ ᒪᓕᒋᐊᖃᕆᓪᓗᑎᒃ ᓄᓇᕗᒻᒥ ᓄᓇᑖᕐᓂᕐᒧᑦ ᐊᖏᕈᑎᓂᒃ. ᐃᓚᖓᓂᒃ ᐱᓗᐊᖅᑐᒥᒃ ᑐᕋᒐᖃᖅᐳᑦ ᐱᓕᕆᕕᖏᑦ ᑖᒃᑯᐊ ᐱᔾᔪᑎᖃᖅᑐᑦ ᓇᓕᒧᒌᒃᑎᑦᑎᓇᓱᒋᐊᖃᕐᓂᖏᓐᓂᒃ ᐆᒪᔪᓕᕆᓂᕐᒥᒃ ᐊᐅᓚᑦᑎᔨᐅᓂᖏᓐᓂᒃ, ᒪᓕᒋᐊᖃᖅᑐᓂᒃ ᒪᓕᒐᒐᓴᐅᔪᓂᒃ, ᐊᒻᒪᓗ ᐊᑐᖃᑦᑕᕆᐊᖃᖅᓯᑎᒃ ᖃᓪᓗᓈᓄᑦ ᖃᐅᔨᓴᕈᓯᕆᔭᐅᕙᒃᑐᓂᒃ ᐊᒻᒪᓗ ᐃᓄᐃᑦ ᖃᐅᔨᒪᔭᑐᖃᖏᓐᓂᒃ, ᐃᒃᐱᒋᔭᐅᓗᑎᓪᓗ ᐱᒻᒪᕆᐅᑎᑕᐅᓂᖏᑦ ᐃᓄᖁᑎᒋᔭᐅᔪᓄᑦ ᐊᒻᒪᓗ ᐱᔭᕆᐊᖃᖅᑕᕐᓂᖏᑦ ᐃᓄᐃᑦ ᓄᓇᕗᒻᒥ.

ᓄᓇᕗᑦ ᒐᕙᒪᐃᑦ ᐱᓕᕆᕙᖓᑦ ᐃᓕᖅᑯᓯᓕᕆᓂᕐᒧᑦ ᐱᒻᒪᕆᐅᑎᑕᐅᔪᓂᓪᓗ ᐃᓕᑕᕆᔭᐅᓯᒪᔪᓕᕆᓃᑦ ᐱᓕᕆᐊᖃᖅᐳᑦ ᓴᓇᔭᐅᖃᑕᕐᓂᖏᓐᓂᒃ ᐊᑐᓕᖅᑎᑕᐅᕙᖕᓂᖏᓐᓂᓗ ᐊᑐᐊᒐᐃᑦ, ᐊᑐᒐᒃᓴᐃᑦ ᐱᓕᕆᒃᓴᐃᑦ ᐊᒻᒪᓗ ᐱᔪᑦᑎᖁᐅᑏᑦ ᐃᓄᖕᓂᒃ. ᑕᒪᒃᑯᐊ ᐱᔪᑦᑎᖁᖅᐸᒃᑕᖏᑦ ᑐᕌᖓᔪᑦ ᓴᖏᓂᑖᕐᑎᑕᐅᒋᐊᒃᑲᓐᓂᕐᓂᖅ ᐃᓕᖅᑯᓯᑐᖃᕐᓂᒃ, ᐅᖃᐅᓯᑐᖃᕐᓂᒃ, ᐱᒻᒪᕆᐅᓂᖃᖅᑎᑕᐅᔪᓂᒃ ᐊᒻᒪᓗ ᖃᓄᐃᑦᑐᐊᓘᓂᖏᓐᓂᑦ ᓄᓇᕗᒻᒥᐅᑦ. ᓄᓇᕗᑦ ᒐᕙᒪᐃᑦ ᐱᓕᕆᕙᖓᑦ ᐃᓕᖅᑯᓯᓕᕆᓂᕐᒧᑦ ᐱᒻᒪᕆᐅᑎᑕᐅᔪᓂᓪᓗ ᐃᓕᑕᕆᔭᐅᓯᒪᔪᓕᕆᓃᑦ ᐱᓕᕆᖃᑎᖃᖅᐸᒃᑐᑦ ᖃᐅᔨᒪᔭᑕᓂᖅ ᐃᓄᖃᕐᕕᐅᕙᓚᐅᖅᑐᓂᒃ ᓴᐅᓂᕕᓂᖃᕐᕕᐅᔪᓂᓪᓗ ᐱᖁᑎᕕᖃᕐᕕᐅᔪᓂᒃ ᓄᓇᓕᖕᓂ, ᐃᓚᒋᓪᓗᓂᒋᑦ ᓄᓇᕗᒻᒥ ᓄᓇᓖᑦ, ᑕᐃᒃᑯᐊᓗ ᐃᓄᐃᑦ ᐱᐅᓯᑐᖃᕐᓂᒃ ᐸᐸᑦᑎᔨᑦ ᐊᓯᖏᓐᓂᓗ ᓄᓇᕗᒻᒥ ᑲᓇᑕᒥ ᒐᕙᒪᒃᑯᑦ ᑎᒥᖁᑎᒋᕙᒃᑕᖏᓐᓂᒃ.

13 ᐅᖃᓕᒫᒐᖅᓂᒃ ᑐᑭᓯᓂᐊᖅᕕᐅᓯᒪᓂᖏᑦ

ᐊᓕᓴᐅᔅᑲᔅ-Alisauskas, R. T., Dufour, K. W. & Leafloor, J. O., 2018a. Midcontinent lesser snow goose Chen caerulescens caerulescens. In: A. D. Fox & J. O. Leafloor, eds. *A global audit of the status and trends of Arctic and Northern Hemisphere goose populations.* Akureyri: CAFF International Secretariat.

ᐊᓕᓴᐅᔅᑲᔅ-Alisauskas, R. T., Dufour, K. W. & Leafloor, J. O., 2018b. Ross's goose Chen rossii. In: A. D. Fox & J. O. Leafloor, eds. *A global audit of the status and trends of Arctic and Northern Hemisphere goose populations.* Akureyri: CAFF Internation Secretariat.

ᐋᓕᓴᓐ-Allison, L., 1977. *Migratory bird sanctuaries in the Northwest Territories - a background paper,* s.l.: Unpubl. rep., Can. Wildt. Serv., Edmonton. 3 vols. 370 pp.

ᐊᑦᑖᓐᑎᒃᒥ ᑎᖕᒥᐊᓕᕆᓂᕐᒧᑦ ᑲᑎᒪᔩᑦ-Atlantic Flyway Council, 2011. *Atlantic Brant Management Plan,* s.l.: s.n.

Bᐋᑦ-Batt, B. D., 1997. *Arctic ecosystems in peril: report of the Arctic Goose Habitat Working Group.,* s.l.: Arctic Goose Joint Venture Special Publication.

Bᐆᑦ-Bird, J., 1953. *Southampton Island,* Ottawa: Edmond Cloutier, Queen's Printer and Controller of Stationery.

Bᐅᕇ-Bray, R., 1943. *Notes on the birds of Southampton Island, Baffin Island and Melville Peninsula.* Ottawa, ON: The Auk.

CACNMP, 1990. *A review of the boundaries of Bird Sanctuaries in the Northwest Territories,* Ottawa, ON: s.n.

CAFF, 2010. *Arctic Biodiversity Trends - Selected indicators of change,* Akureyri, Iceland: CAFF International Secretariat.

ᑲᓇᑕᒥ ᓄᙳᓕᖅᑐᓄᑦ ᐆᒪᔪᓕᕆᔩᑦ ᑲᑎᒪᔨᖏᑦ-Canadian Endangered Species Conservation Council. 2011. *Wild Species 2010: The General Status of Species in Canada, s.l.: National General Status Working Group.*

ᑳᒻᐸᓪ ᒥ. ᐊᒻᒪᓗ ᐸᓛᓐᔼᐃ, ᔩ-Campbell, M. & Boulanger, J., 2015. *Preliminary Report on The Long-Term Abundance Fluctuations of the Southampton Island Caribou Herd - 1978 -2015,* Arviat, NU: Nunavut Department of Environment, Wildlife Research Division.

ᑳᑐ, ᐱᓕᕆᖃᑎᖏᑦᑐ-Carter, N. A. et al., 2018. *Inuit knowledge about light geese in the Kivalliq region, Nunavut.,* s.l.: s.n.

ᑰᑦ Bᐃ ᐊᒻᒪᓗ ᕋᐃᔅᑦ-Coad, B. W. & Reist, J. D., 2004. *Annotated list of the Arctic Marine Fishes of Canada,* s.l.: Canadian Manuscript Report of Fisheries and Aquatic Sciences 2674.

ᑳᓕᓐᔅ-Collins, H., 1956. *Archaeological investigations on Southampton and Coats islands, N.W.T.* , s.l.: National Museum of Canada Bulletin No. 42.

ᑰᑦᔅ-Cooch, F. & Barry, T. W., 1957. *Proposed Migratory Bird Sanctuaries Southampton Island, Keewatin,* s.l.: CWSC 3498.

ᐊᕙᑎᓕᕆᔨᕐᔪᐊᒃᑯᑦ ᓯᓚᐅᓪᓗ ᐊᓯᔾᔨᖅᐸᓪᓕᐊᔪᓕᕆᔨᖕᒋᑦ-Environment and Climate Change Canada, 2016. *Environment and Climate Change Canada's input to the Nunavut Planning Commission regarding Key Habitat Sites for migratory birds in the Nunavut Settlement Area, May 2016 revision,* Yellowknife, NT.: Canadian Wildlife Service.

ᐊᕙᑎᓕᕆᔨᕐᔪᐊᒃᑯᑦ ᑲᓇᑕᒥ-Environment Canada, 2013. *Bird Conservation Strategy for Bird Conservation Region 3 Prairie and Northern Region: Arctic Plains and Mountains,* Yellowknife, Northwest Territories: Canadian Wildlife Service, Environment Canada.

Fᐊᓚᒥᖕ ᓯ-Flemming, S. A., Calvert, A., Nol, E. & Smith , P. A., 2016. *Do hyperabundant Arctic-nesting geese pose a problem for sympatric species?,* s.l.: Environ. Rev. 24.

Fᐋᓐᑎᓐ ᐊᒻᒪᓗ ᒫᓗᕆ-Fontaine, A. and Mallory, M., 2011. *Detection and Classification of Land Cover Classes of Southampton Island, Nunavut, Using Landsat ETM+Data,* Prairie and Northern Region: Occasional Paper No. 119, Canadian Wildlife Service.

ᒑᔅᑕᓐ-Gaston, A. J., Decker, R., Cooch, F. G. & Reed, A., 1986. *The distribution of larger species of birds breeding on the coasts of Foxe Basin and northern Hudson Bay, Canada.,* s.l.: Arctic Vol. 39 No. 4.

ᒡᕋᑦᑐ-ᑐᕆᐊᕗ-Gratto-Trevor, C. et al., 2011. *Trends in Canadian shorebirds.,* Ottawa, ON.: Canadian Biodiversity: Ecosystem Status and Trends 2010, Technical Thematic Report No. 13. Canadian Councils of Resource Ministers.

ᐃᓄᓕᕆᔨᑐᖅᑲᒃᑯᑦ-INAC, 1976. *Inuit Land Use and Occupancy Project, 1974 (Milton Freeman Research Ltd.),* s.l.: Department of Indian and Northern Affairs Canada.

ᔮᓅ ᐊᒻᒪ ᔾᔨᐊᑭᕆᔅ-Jano, A. P., Jeffries, R. L. & Rockwell, R. F., 1998. *The detection of vegetational change by multitemporal analysis of LANDSAT data: the effects of goose foraging.,* s.l.: J. Ecol.

Kerbes, R. H., 1975. *The nesting population of Lesser Snow Geese in the eastern Canadian Arctic: a photographic inventory of June 1973,* s.l.: Can. Wildl. Serv. Rep. Ser. No. 35. 47 pp.

ᑯᐱᔅ-Kerbes, R. H., Meeres, K. M. & Alisauskas, R. T., 2014. *Surveys of Nesting Lesser Snow Geese and Ross's Geese in Arctic Canada, 2002 – 2009.,* U.S. Fish and Wildlife Service, Washington, D.C. and Canadian Wildlife Service, Ottawa, Ontario: Arctic Goose Joint Venture Special Publication.

ᑯᑭᓕᔾ, ᐱᓕᓇᖅᑲᑎᖕᒋᑦᑐ Kokelj, S. V. et al., 2005. *The Influence of Thermokarst Disturbance on the Water Quality of Small Upland Lakes, Mackenzie Delta Region, Northwest Territories, Canada,* s.l.: Permafrost and Periglac. Process. 16.

ᑰᑐᓂᐊᓐ ᐊᒻᒪᓗ ᔨᐊᕗᕆᔅ-Kotanen, P. & Jefferies, R. L., 1997. *Long-term destruction of sub-arctic wetland vegetation by lesser snow geese,* s.l.: Écoscience 4.

ᓚᑐᐊᖅ, ᐱ. Latour, P. e. a., 2008. *Key Migratory Bird Terrestrial Habitat Sites in the Northwest Territories and Nunavut (3rd Ed.),* s.l.: Occasional Paper No. 114. Canadian Wildlife Service.

ᓚᓐ, ᓂ-Lunn, N. J. et al., 2016. *Demography of an apex predator at the edge of its range: impacts of changing sea ice on polar bears in Hudson Bay,* s.l.: Ecological Applications 26(5).

ᒫᓂᖕ, ᑎ-Manning, T., 1942. *Remarks on physiography, Eskimos, and mammals of Southampton Island,* s.l.: Can. Geog. Jour. 24 (1):.

ᒫᓂᖕ, ᑎ-Manning, T., 1967. *A report on the transfer of barren-ground caribou from Coats Island to Southampton Island, NWT,* Ottawa: CWSC Rept. 1143, Canadian Wildlife Service.

ᓂᔅᓕ, ᓯ-Nissley, C., 2016. *Assessing the impact of Lesser Snow Goose and Cackling Goose competition on breeding Atlantic Brant,* s.l.: University of Delaware.

ᓄᓇᕗᒻᒥ ᓄᓇᐃᑦ ᐊᑑᑎᒃᓴᖕᒋᓐᓄᑦ ᐸᕐᓇᐅᔩᑦ ᑲᒥᓯᓇᐃᑦ-Nunavut Planning Commission, 2000. *Keewatin Regional Land Use Plan,* s.l.: s.n.

ᐹᑯ, ᔨ-Parker, G., 1974. *A population peak and crash of lemmings and snowy owls on Southampton Island, NWT,* s.l.: Can. Field-Nat. 88.

ᐹᑯ, ᔨ-Parker, G. R., 1975. *An investigation of caribou range on Southampton Island, Northwest Territories,* Ottawa, ON.: Canadian Wildlife Service Report Series No. 33.

ᐹᑯ, ᔩ-Parker, G. R. & Ross, R. K., 1973. *Notes on birds of Southampton Island, Northwest Territories.* s.l.

ᕆᐅ, ᕆ-Riewe, R., 1992. *Nunavut Atlas,* s.l.: Canadian Circumpolar Institute and Tungavik Federation of Nunavut.

ᕈᔅ-Ross, M. V., Alisauskas, R. T., Douglas, D. C. & Kellett, D. K., 2017. Decadal declines in avian herbivore reproduction: density-dependent nutrition and phenological mismatch in the Arctic. *Ecology,* 98(7).

ᓵᑉ, ᓯ-Sharp, C. M. & Abraham, K. F., 2010. *Status of Atlantic Brant breeding at East Bay, Southampton Island: 30 years later,* Peterborough, ON.: Poster to the North American Arctic Goose Conference.

ᔅᒥᑦ, ᐸ-Smith, P. A., Elliott, K. H., Gaston, A. J. & Gilchrist, H. G., 2010. *Has early ice clearance increased predation on breeding birds by polar bears?,* s.l.: Polar Biol.

ᓴᒥᑦ, ᐹ-Smith, P. A., Johnston, V. & Rausch, J., 2012. Southampton and Coats Islands. In: *Arctic Shorebirds in North America: a decade of monitoring.* Berkeley(California): Studies in Avian Biology (no. 44), University of California Press.

ᓴᒨᓪ, ᐹ-Smol, J. P. & Douglas, M. S., 2007. *Crossing the final ecological threshold in high Arctic ponds,* s.l.: PNAS.

ᓈᓴᐃᕙᒃ ᑲᓇᑕᒥ-Statistics Canada, 2016. *Coral Harbour, HAM [Census subdivision], Nunavut and Nunavut [Territory] (table). Census Profile. 2016 Census Census of Population,* Ottawa: Statistics Canada Catalogue no. 98-316-X2016001.

ᓯᑏᕙᓐᓴᓐ, ᓱ ᐊᒻᒪᓗ ᒪᑯᐊᒥᒃ, ᑮ-Stephenson, S. M. & McCormick, K., 1986. *Draft Harry Gibbons Bird Sanctuary Management Plan,* s.l.: Canadian Wildlife Service.

ᓴᑎᓐ, ᕋ-Sutton, G., 1931. *The blue goose and lesser snow goose - Southampton Island, Hudson Bay,* s.l.: Auk, Vol. 48.

ᓴᑎᓐ, ᕋ-Sutton, G., 1932. *The Exploration of Southampton Island, Hudson Bay,* s.l.: Memories of the Carnegie Museum, Vol. 12.

ᕚᓐ ᓯᑑᓐ-Van Stone, J. W., 1960. *Notes on the Economy and Population Shifts of the Eskimos of Southampton Island,* Toronto, ON: Department of Anthropology, University of Toronto.

ᑎᑎᖅᑲᐃᑦ ᐃᓚᒃᑲᓐᓂᖕᒋᑦ

ᑎᑎᖅᑲᐃᑦ ᐃᓚᒃᑲᓐᓂᖏᑦ A: ᒪᓕᒐᖅᑎᒍᑦ ᐅᓂᒃᑳᖅᑕᐅᑦᑎᐊᕐᓂᖏᑦ ᓄᓇᐃᑦ ᓇᓃᓐᓂᖏᑦ

ᒪᓕᒐᖅᑎᒍᑦ ᐅᖃᐅᓯᐅᓯᒪᕗᑦ ᐃᔾᔪᐊᖅᑕᐅᓯᒪᓪᓗᑎᒃ ᓇᖕᒥᓂᖅ ᑎᑎᕋᖅᓯᒪᓂᖏᑦ ᑕᐃᒃᑯᓇᖓᑦ ᑎᖕᒥᐊᖃᕐᕕᖕᓄᑦ *ᒪᓕᒐᓪᓗᑐᕐᕆᔭᐅᔪᓂᒃ* (*C.R.C., c. 1036*; 1958) ᐃᒪᓐᓇᐃᓕᖓᔪᓂᒃ:

“Hᐊᐅᓕ ᒋᐸᓐᔅ ᑎᖕᒥᐊᖃᕐᕕᒃ

ᑕᒪᕐᒥᒃ ᐃᓚᒋᔭᐅᔪᑦ ᓄᓇᖏᓐᓄᑦ ᓴᓪᓕᐅᑉ ᕿᑭᖅᑖᓗᐊᓄᑦ ᐃᒪᖏᓄᓪᓗ Hᐊᑦᓴᓐᐲᑦ ᑕᓯᐅᔭᕐᔪᐊᕋᓗᐊᓂ, ᐊᕕᒃᑐᖅᓯᒪᓂᖓ ᑭᕙᓪᓕᐅᑉ, ᓄᓇᑦᓯᐊᕐᒥ, ᐃᓚᒋᔭᐅᓂᖏᑦ ᐱᓗᐊᖅᑐᒥᒃ ᐅᓂᒃᑳᖅᑕᐅᕗᑦ ᐃᒪᓐᓇᐃᓕᖓᓂᕋᐃᓪᓗᑎᒃ:

ᐱᒋᕐᐊᕕᖃᖅᓱᓂ ᑕᒫᖓᑦ ᑎᓂᖓᕕᖓᓂᒃ ᐃᒪᖃᕐᕕᐅᕙᖕᓂᖓᓂᒃ ᐃᑲᑦᑐᐊᕐᒥ, ᑐᑭᒧᐊᒃᑐᒥᒃ ᑐᖀᖓᓗᓂ ᑲᓇᖕᓇᖅᐸᓯᖓᓂᒃ-ᐱᖓᖕᓇᖅᐸᓯᖓᓄᑦ ᑕᐅᕗᖓᓗ ᐱᖓᖕᓇᒻᒪᕆᐊᒍᑦ ᑕᐃᔅᓯᒪᖓ ᐱᒋᐊᕕᒋᔭᖓᓂᒃ; ᑕᒡᕙᖓᑦ ᑐᖀᖓᑦᑎᓗᒍ ᑲᓇᖕᓇᖓᓄᑦ ᑕᒫᓂ ᓄᓇᖑᐊᑎᒍᑦ ᑎᑎᖅᑲᓕᖕᒧᑦ 85°30-ᒥᒃ; ᑕᒫᖓᓪᓗ, ᖁᒻᒧᒃ ᑐᑭᒧᐊᒡᓗᒍ ᑐᕿᖓᑎᓗᒍ ᐅᐊᖕᓇᖅᐸᓯᖕᒧᑦ ᓄᓇᖑᐊᑎᒍᑦ ᑎᑎᖅᑲᓕᖕᒧᑦ 64°-ᒧᑦ; ᑕᒡᕙᖓᑦ ᑐᖀᖅᑎᓪᓗᒍ, ᐱᖓᖕᓇᖅᐸᓯᖕᒧᑦ ᑐᑭᒧᑦ ᑕᐃᑯᖓ ᓄᓇᖑᐊᑎᒋᑦ ᑎᑎᖅᑲᓕᖕᒧᑦ 86°-ᒧᑦ; ᑕᒡᕙᖓᑦ ᑐᕿᖅᑎᓪᓗᒍ ᓂᒋᖅᐸᓯᖕᒧᑦ ᑎᓂᖓᕕᖓᓄᑦ ᐃᒪᖓᓄᑦ ᕿᑭᖅᑕᖓᓂ; ᑕᒡᕙᖓᑦ, ᑲᓇᖅᓇᖅᐸᓯᐊᒍᑦ ᓂᒋᖅᐸᓯᐊᒍᑦᑐ ᑲᔪᓯᓗᑎᒃ ᑭᖑᓪᓕᐅᔪᒧᑦ ᐅᖃᐅᓯᐅᓂᖓᓄᑦ ᐃᒪᖃᕐᕕᐅᓂᖓᑕ ᐱᒋᐊᕕᖓᓄ, ᑖᒃᑯᐊ ᑕᒡᕙ ᐊᑕᖃᑎᒋᒃᑐᑦ ᑭᐹᕆᒃᑐᑦ ᑕᒪᕐᒥᒃ ᐊᖏᓂᖃᖅᐳᑦ 575-ᓂᒃ ᑭᑉᐹᕆᒃᑐᓂᒃ ᒪᐃᓕᑦ ᐆᒃᑐᖅᐅᑏᑦ ᖃᓂᒋᔭᖏᓐᓂ.

ᑕᒪᕐᒥᒃ ᐅᖃᐅᓯᐅᓂᖏᑦ ᑕᒡᕙᓂ ᐊᑐᖅᐳᑦ ᓄᑖᖑᓂᖅᐹᖑᔪᓂᒃ ᓈᒪᔪᓂᒃ ᓄᓇᖑᐊᕐᓂᒃ ᑲᓇᑕᒥ ᖁᓚᐅᑦᑎᓯᒪᔪᑎᑐᑦ ᓄᓇᖑᐊᓕᐊᕆᔭᐅᓯᒪᔪᓂᒃ ᒪᓕᒃᑐᓂᒃ, ᐊᖏᓂᖃᖅᑐᓂᒃ ᐆᒃᑐᖅᐅᒥᒃ ᐊᑕᐅᓯᖅ ᐃᓐᓯᒥᒃ ᓇᓕᖃᖅᑎᑕᐅᔪᓂᒃ ᐱᓪᓚᕆᒃᑐᓂᒃ ᐊᖏᓂᓕᒻᒥᒃ 8 ᒪᐃᓕᒃ, ᐊᑐᐃᓐᓇᐅᓂᖏᓐᓂᒃ ᓴᓇᕿᑎᒃᓴᐃᑦ ᐊᑐᖅᓯᑎᒃ ᓴᓇᔭᐅᓯᒪᔪᑦ ᑕᒡᕙᓂ ᑐᒡᓕᕆᔭᒥᒃ 2 ᐅᓪᓗᕆᔭᖓᓂᒃ ᑕᖅᑭᕆᔭᖓᓂ ᒫᔾᔨ, 1959-ᖑᑎᓪᓗᒍ.”

ᒪᓕᒐᖅᑎᒍᑦ ᓄᓇ ᐅᓂᒃᑲᖅᑕᐅᑦᑎᐊᖅᑐᐳᖅ ᒪᓕᒃᓯᑎᒃ ᐅᖃᐅᓯᐅᓯᒪᔪᓂᒃ ᑎᖕᒥᐊᖅᑲᕕᖕᒧᑦ ᒪᓕᒐᓪᓗᑐᕐᓂᒃ ᑕᒻᒪᓯᒪᔪᖃᖏᓚᑦ ᐊᒻᒪᓗ ᐋᖅᑭᒋᐊᖅᑕᐅᔭᕆᐊᖃᖏᔅᓯᑎᒃ.

ᖃᖅᓴᐅᖅᑑᕐᒥ (East Bay-ᒥ) ᐊᒻᒪᓗ ᐃᑲᑦᑐᐊᕐᒥ (ᕼᐃᐅᕆ ᒋᐸᓐᔅᒥ) ᑎᖕᒥᐊᖃᕐᕖᒃ -

ᑭᖑᓪᓕᖅᐹᒥᒃ ᑎᑎᕋᖅᓯᒪᓕᖅᑐᑦ ᐊᐅᓚᑦᑎᓂᕐᒧᑦ ᐸᕐᓇᐅᑎᒃᓴᐃᑦ ᖃᖅᓴᐅᖅᑑᕐᒥᒃ ᐊᒻᒪᓗ ᐃᒃᑲᑦᑐᐊᕐᒥᒃ ᑎᖕᒥᐊᖃᕐᕖᖕᓂ ᐆᒪᔪᓕᕆᔨᕐᔪᐊᒃᑯᓐᓄᑦ ᐊᖏᖅᑕᐅᔪᒃᓴᒪᐅᑕᐅᓪᓗᑎᒃ

QAQSAUQTUUQ (EAST BAY) AND IKKATTUAQ (HARRY GIBBONS) MIGRATORY BIRD SANCTUARIES -

Final Draft Management Plans for Nunavut Wildlife Management Board's Approval

ᓄᓇᕗᒻᒥ ᐆᒪᔪᓕᕆᔨᕐᔪᐊᒃᑯᑦ ᑲᑎᒪᓂᓅᓐᓇᓲᖑᓐᓂᒃ ᑲᑎᒪᓂᖓᓐ, ᓈᓴᐅᑎᓕᒃ RM 001-2020, ᐃᖃᓗᐃᑦ, 11 ᒫᔾᔨ, 2020

NWMB RM 001-2020, Iqaluit, 11 March 2020

ᐃᕐᓂᐅᕐᕖᑦ
ᐊᐅᓚᑦᑎᔨᐅᖃᑕᐅᓂᕐᒧᑦ
ᑲᑎᒪᔨᖃᑖᑦ

IRNIURVIIT AREA
CO-MANAGEMENT
COMMITTEE

ᐅᓂᒃᑳᓕᐊᓂᒃ ᑕᒪᐃᓐᓂᒃ ᑐᑭᓯᑎᑦᑎᒥᐊᕐᓂᖅ
Presentation Overview

- ᖃᐅᔨᒪᑎᑦᑎᔾᔪᑎᒃᓴᐃᑦ ᓴᐳᓐᓂᐊᖅᑕᐅᓯᒪᓂᖏᓐᓂᒃ ᓄᓇᐃᑦ ᓄᓇᕗᒻᒥ
- ᑕᑯᒃᓴᐅᑎᑦᑎᔪᑦ ᐃᓗᓕᖏᓐᓂᒃ ᑎᑎᕋᖅᑕᐅᕙᓪᓕᐊᓂᖏᓐᓂᒃ ᓱᓕ ᐊᐅᓚᑦᑎᓂᕐᒧᑦ ᐸᓇᐅᑎᒃᓴᓂᒃ

- Information on protected areas in Nunavut
- Show you the content of the Draft Management Plans

ᒥᑎᕕᒃ Common Eider

© Ryan Clancy

ᑐᕝᕕᑎᑏᖅ Ruddy Turnstone

ᖃᐅᔨᒪᑎᑦᑎᒋᐊᕈᑏᑦ ᑲᓇᑕᒥ ᐆᒪᔪᖃᕐᕕᐅᑎᑕᐅᔪᓂᒃ ᐊᒻᒪᓗ ᑎᖕᒥᐊᖃᕐᕕᐅᑎᑕᐅᔪᓂᒃ ᓄᓇᕗᒻᒥ

Information on National Wildlife Areas and Migratory Bird Sanctuaries in Nunavut

ᐊᕙᑎᓕᕆᔨᕐᔪᐊᒃᑯᑦ ᑲᓇᑕᒥ ᓯᓚᐅᓪᓗ ᐊᓯᔾᔨᖅᐸᓪᓕᐊᓂᖓᓄᑦ ᑲᓇᑕᒥ
Environment and Climate Change Canada

ᐱᔾᔪᑕᐅᓂᖏᑦ ᐱᓕᕆᖃᑎᒌᒍᑕᐅᕙᖕᓂᕐᒧᑦ:

- ᓴᐳᓐᓂᐊᖅᑕᐅᓯᒪᔪᓇᐊᖃᕐᓂᖏᓄᑦ
- ᖃᐅᔨᓴᖅᑕᐅᖃᑕᓇᐊᕐᓂᖏᓐᓄᑦ
- ᑐᑭᓯᓇᖅᓯᑎᑕᐅᔪᓇᐊᖃᕐᓂᖏᓐᓄᑦ

ᑲᓇᑕᒥ ᐆᒪᔪᖃᕐᕖᑦ ᓴᐳᔾᔭᐅᓯᒪᕝᕕᖏᑦ
ᑎᖕᒥᐊᖃᕐᕖᑦ ᓴᐳᔾᔭᐅᓯᒪᕝᕕᓐᖏᑦ

Purpose of Network

- Conservation
- Research
- Interpretation

National Wildlife Areas (NWA)
Migratory Bird Sanctuaries (MBS)

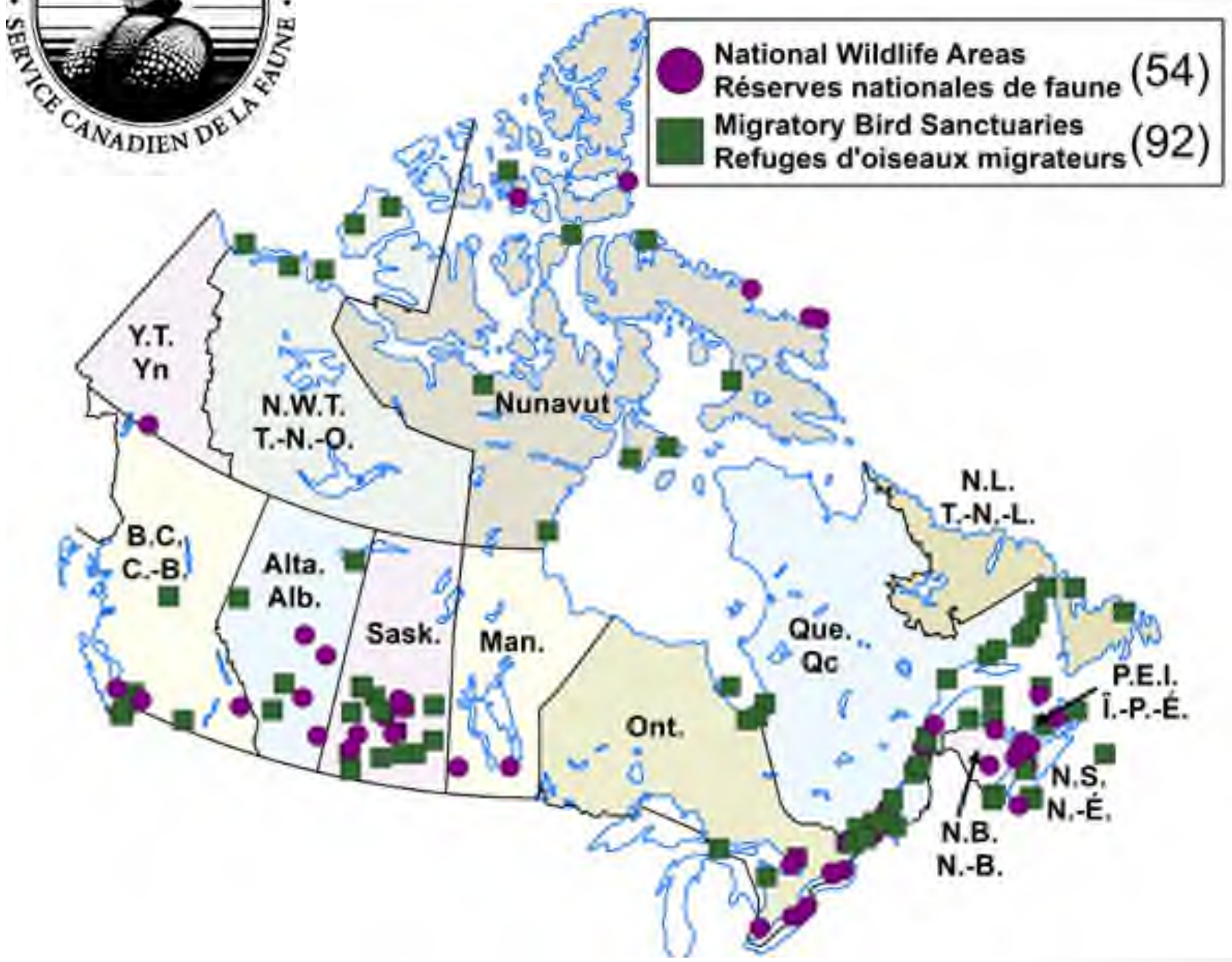
National Wildlife Areas
Réserves nationales de faune (54)
Migratory Bird Sanctuaries
Refuges d'oiseaux migrateurs (92)
Y.T.
Yn
N.W.T.
T.-N.-O.
Nunavut
N.L.
T.-N.-L.
B.C.
C.-B.
Alta.
Alb.
Sask.
Man.
Que.
Qc
Ont.
P.E.I.
Î.-P.-É.
N.S.
N.-É.
N.B.
N.-B.

ᐊᖏᓂᖃᑎᒋᔪᑦ 12 ᒥᓕᔭᓐ
ᕼᐃᐊᒃᑕᓂᒃ ᑕᒪᕐᒥᒃ ᑲᑎᓪᓗᒋᑦ
ᐊᖏᓂᖏᑦ
12 million hectares in total

ᐊᕙᑎᓕᕆᔨᕐᔪᐊᒃᑯᑦ ᑲᓇᑕᒥ ᓯᓚᐅᑉ ᐊᓯᔾᔨᖅᐸᓪᓕᐊᓂᖓᓄᑦ ᑲᓇᑕᒥ
Environment and Climate Change Canada

	ᑎᖕᒥᐊᕐᑲᕐᕖᑦ ᓴᐳᔾᔭᐅᓯᒪᕝᕕᖕᒋᑦ	**ᑲᓇᑕᒥ ᐆᒪᔪᕐᑲᕐᕖᑦ ᓴᐳᔾᔭᐅᓯᒪᕝᕕᖕᒋᑦ**
ᓴᐳᓂᐊᕈᑕᐅᓂᕐᒧᑦ ᑐᕌᒐᕐᑲᖅᑐᑦ	ᑎᖕᒥᐊᑦ	ᑕᒪᕐᒥᒃ ᐆᒪᔪᐃᑦ
ᓴᐳᓂᐊᖅᑕᐅᓯᓂᖏᖕᓄᑦ ᐊᑐᕐᓂᖏᑦ	ᐅᓪᓗᖃᕐᕕᖏᑦ /ᐃᕙᕕᖏᑦ/ ᓄᓕᐊᕐᕕᖏᑦ	ᐊᕐᕋᒍᓕᒫᖅ
ᒪᓕᒐᖅᑎᒍᑦ	*ᑎᖕᒥᐊᕐᓕᕆᓂᕐᒥᒃ ᑲᑎᒪᕐᔪᐊᕈᑕᐅᓯᒪᔪᑦ ᒪᓕᒐᐃᑦ*	*ᑲᓇᑕᒥ ᐆᒪᔪᓕᕆᓂᕐᒧᑦ ᒪᓕᒐᐃᑦ*

	MBS	**NWA**
Protection Focus	Migratory birds	All wildlife
Protection Period	Nesting/breeding season	Year-round
Legal Basis	*Migratory Birds Convention Act*	*Canada Wildlife Act*

ᐃᓄᐃᑦ ᐊᒃᑐᖅᑕᐅᓯᒪᓂᖏᓐᓄᑦ ᐱᕚᓪᓕᕈᑕᐅᔪᓐᓇᖅᑐᓄᓪᓗ ᐊᖏᕈᑎ (2008; 2016)
Inuit Impact and Benefit Agreement (2008; 2016)

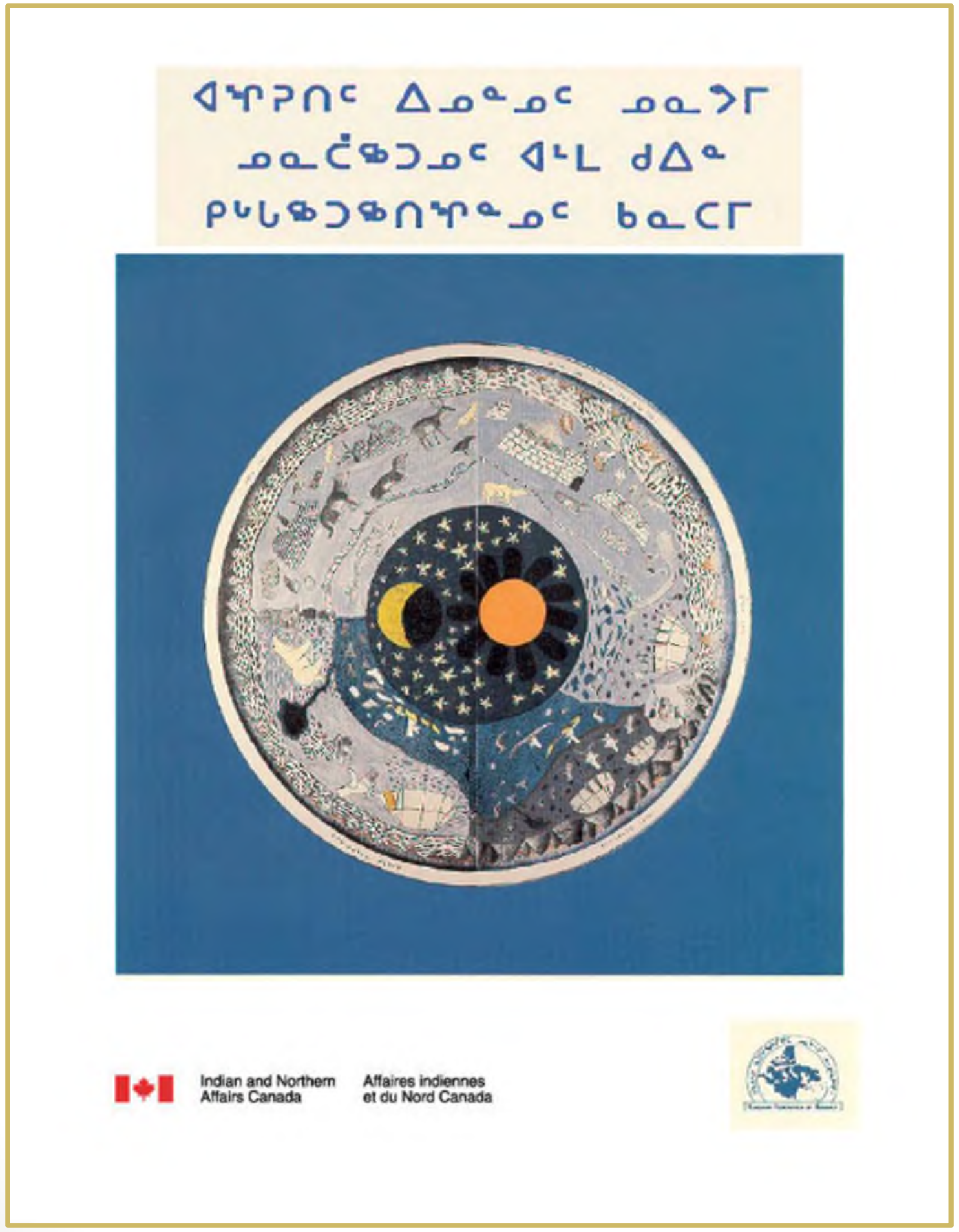
ᐊᖏᕈᑎᑦ ᐃᓄᓐᓄᑦ ᓄᓇᕗᒥ
ᓄᓇᑖᖅᑐᓄᑦ ᐊᒻᒪ ᑯᐃᓐ
ᑭᒡᒐᖅᑐᖅᑎᖏᓐᓄᑦ ᑲᓇᑕᒥ

Indian and Northern Affairs Canada
Affaires indiennes et du Nord Canada

INUIT IMPACT AND BENEFIT AGREEMENT
for National Wildlife Areas and Migratory Bird Sanctuaries
in the Nunavut Settlement Area

between
The Inuit of the Nunavut Settlement Area, represented by:
Nunavut Tunngavik Incorporated
The Kitikmeot Inuit Association
The Kivalliq Inuit Association
The Qikiqtani Inuit Association
The Nangmautaq Hunters and Trappers Organization
and
Her Majesty the Queen in Right of Canada, represented by
The Minister of Environment

2016 TO 2023
INUIT IMPACT
AND BENEFIT
AGREEMENT

FOR NATIONAL WILDLIFE
AREAS AND MIGRATORY BIRD
SANCTUARIES IN THE NUNAVUT
SETTLEMENT AREA

BETWEEN
The Inuit of the Nunavut Settlement Area
represented by Nunavut Tunngavik Inc.
The Kitikmeot Inuit Association
The Kivalliq Inuit Association
The Qikiqtani Inuit Association
AND
Her Majesty the Queen in right of Canada, as
represented by the Minister of the Environment

Environment and Climate Change Canada
Environnement et Changement climatique Canada

ᐃᓄᐃᑦ ᐊᒃᑐᖅᑕᐅᓯᒪᓂᖏᓐᓄᑦ ᐱᕚᓪᓕᕈᑕᐅᔪᓐᓇᖅᑐᓄᓪᓗ ᐊᖏᕈᑎ (2008; 2016)

Inuit Impact and Benefit Agreement (2008; 2016)

- ᐃᓱᒪᓕᐅᕈᑕᐅᕙᒃᑐᑦ ᐱᔾᔪᑎᖃᖅᑐᑦ ᑎᖕᒥᐊᖃᕐᕕᖕᓂᒃ ᐊᒻᒪᓗ ᐆᒪᔪᖃᕐᕕᖕᓂᒃ ᓴᖏᔪᒥᒃ ᐃᒃᐱᒍᓱᒋᐊᖃᖅᐳᑦ ᑕᐃᒃᑯᓂᖓ **ᐃᓄᐃᑦ ᖃᐅᔨᒪᔭᑐᖃᖏᓐᓂᒃ**

- ᐃᓕᑕᕆᔭᐅᓯᒪᕗᑦ ᐊᐅᓚᑦᑎᔨᐅᖃᑕᐅᔭᕆᐊᖃᕐᓂᖏᑦ ᐃᓄᐃᑦ ᑎᖕᒥᐊᖃᕐᕕᖕᓂᒃ ᐊᒻᒪᓗ ᐆᒪᔪᖃᕐᕕᐅᔪᓂᒃ
  - ᐱᒻᒪᕆᐅᓂᖏᑦ ᐃᓚᒋᔭᐅᖅᑕᐅᓂᖏᑦ ᐊᖏᕈᑎᑎᒍᑦ: **ᐊᐅᓚᑦᑎᔨᐅᖃᑕᐅᓂᕐᒧᑦ ᑲᑎᒪᔨᕋᓛᑦ**

- Decisions for Migratory Bird Sanctuaries and National Wildlife Areas strongly influenced by **Inuit Qaujimajatuqangit**

- Guarantees co-management of Migratory Bird Sanctuary and National Wildlife Areas
  - Important feature: **Area Co-Management Committees**

ᐊᐅᓚᑦᑎᔨᐅᖃᑕᐅᓂᕐᒧᑦ ᑲᑎᒪᔨᕋᓚᑦ
Area Co-Management Committees (ACMCs)

- 9-ᖑᔪᑦ ᐊᐅᓚᑦᑎᔨᐅᖃᑕᐅᓂᕐᒧᑦ ᑲᑎᒪᔨᕋᓛᖑᕐᒥᔪᑦ ᓄᓇᕗᒻᒥ, ᐊᐅᓚᑦᑎᔨᐅᖃᑕᐅᕙᒃᑐᑦ 13-ᖑᔪᓂᒃ ᓴᐳᓐᓂᐊᖅᑕᐅᓯᒪᕝᕕᐅᔪᓂᒃ ᓄᓇᓂᒃ
- ᑲᑎᒪᔨᖃᕉᖑᓪᓗᑎᒃ ᑕᓪᓕᒪᓂᒃ 5 ᐃᓄᖕᓂᒃ ᖃᓂᒋᔭᖕᒋᓐᓂ ᓄᓇᓕᓂᖕᒐᖅᓯᒪᔪᓂᒃ ᐊᒻᒪᓗ ᐃᓚᖃᖅᓱᑎᒃ ᐊᑕᐅᓯᕐᒥᒃ 1 ᑲᓇᑕᒥ ᐆᒪᔪᓕᕆᔨᒃᑯᑦ ᐱᓕᕆᕕᖓᓐᓂ (ᐊᕙᑎᓕᕆᔨᒃᑯᓐᓂᒃ ᓯᓚᐅᓪᓗ ᐊᓯᔾᔨᖅᐸᓪᓕᐊᓂᖓᓂᒃ)

- 9 ACMCs were created in Nunavut to co-manage the 13 protected areas
- Made up of 5 people from the associated community and 1 from Canadian Wildlife Service (Environment and Climate Change Canada)

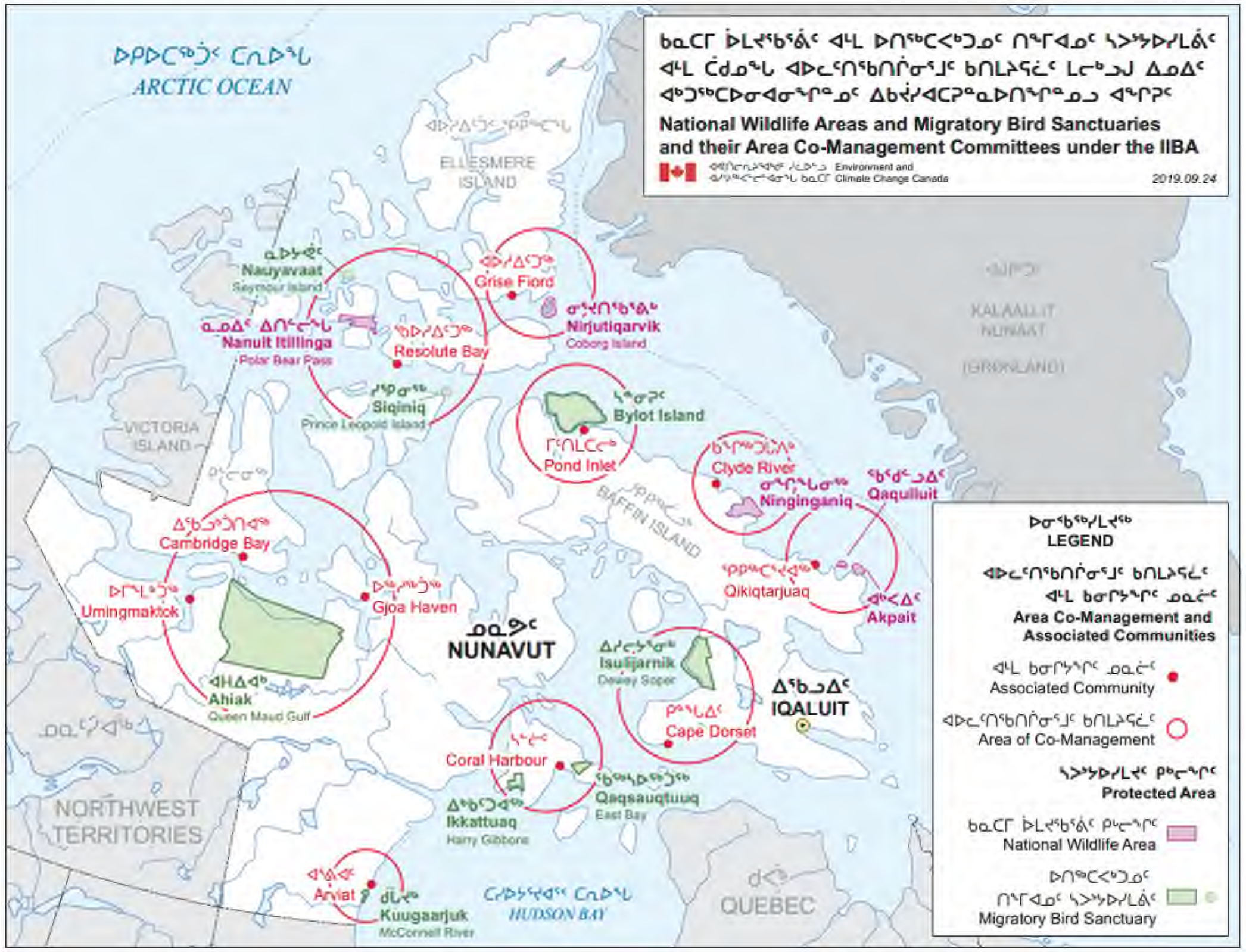
ᑲᓇᑕᒥ ᐆᒪᔪᕐᑲᕐᕖᑦ ᐊᒻᒪ ᐅᑎᖅᑕᐸᒃᑐᓄᑦ ᑎᖕᒥᐊᓄᑦ ᓴᐳᖅᔭᐅᓯᒪᕖᑦ ᐊᒻᒪ ᑖᒃᑯᓇᖓ ᐊᐅᓚᑦᑎᕐᑲᑎᒌᓐᓂᕐᒧᑦ ᑲᑎᒪᔨᕋᓛᑦ ᒪᓕᒃᖢᒍ ᐃᓄᐃᑦ ᐊᑐᖅᑕᐅᓂᐊᓂᖏᓐᓄᑦ ᐃᑲᔫᓯᐊᑕᒍᓇᐅᑎᖏᓐᓄᓗ ᐊᖏᕈᑦ
National Wildlife Areas and Migratory Bird Sanctuaries and their Area Co-Management Committees under the IIBA
Environment and Climate Change Canada
2019.09.24
ARCTIC OCEAN
ELLESMERE ISLAND
KALAALLIT NUNAAT (GREENLAND)
Nauyavaat
Seymour Island
Grise Fiord
Nirjutiqarvik
Coburg Island
Nanuit Itillinga
Polar Bear Pass
Resolute Bay
Siqiniq
Prince Leopold Island
Bylot Island
Pond Inlet
VICTORIA ISLAND
Clyde River
Ninginganiq
Qaqulluit
BAFFIN ISLAND
Cambridge Bay
Qikiqtarjuaq
Akpait
Umingmaktok
Gjoa Haven
NUNAVUT
Isulijarnik
Dewey Soper
IQALUIT
Ahiak
Queen Maud Gulf
Cape Dorset
Coral Harbour
Qaqsauqtuuq
East Bay
Ikkattuaq
Harry Gibbons
NORTHWEST TERRITORIES
Arviat
Kuugaarjuk
McConnell River
HUDSON BAY
QUEBEC
ᐅᓂᒃᑳᓯᒪᔪᖅ
LEGEND
ᐊᐅᓚᑦᑎᖃᑎᒌᓐᓂᕐᒧᑦ ᑲᑎᒪᔨᕋᓛᑦ ᐊᒻᒪ ᑲᓂᒋᔭᖓᑦ ᓄᓇᓖᑦ
Area Co-Management and Associated Communities
ᐊᒻᒪ ᑲᓂᒋᔭᖓᑦ ᓄᓇᓖᑦ ● Associated Community
ᐊᐅᓚᑦᑎᖃᑎᒌᓐᓂᕐᒧᑦ ᑲᑎᒪᔨᕋᓛᑦ ○ Area of Co-Management
ᓴᐳᔾᔭᐅᓯᒪᔪᑦ ᑭᒡᓕᖓᑦ
Protected Area
ᑲᓇᑕᒥ ᐆᒪᔪᕐᑲᕐᕖᑦ ᑭᒡᓕᖓᑦ 🟪 National Wildlife Area
ᐅᑎᖅᑕᐸᒃᑐᓄᑦ ᑎᖕᒥᐊᓄᑦ ᓴᐳᔾᔭᐅᓯᒪᕖᑦ 🟩 Migratory Bird Sanctuary

ᐊᐅᓚᑦᑎᔨᐅᖃᑕᐅᓂᕐᒧᑦ ᑲᑎᒪᔨᕋᓚᑦ
Area Co-Management Committees (ACMCs)

- ᐃᕐᓂᐅᕐᕕᒃᑯᑦ ᐊᐅᓚᑦᑎᔨᐅᖃᑕᐅᓂᕐᒧᑦ ᑲᑎᒪᔨᖃᓛᖕᖏᑦ ᑲᑎᒪᔨᖑᓚᐅᖅᑐᑦ 2012-ᒥ
- ᑕᓪᓕᒪᓂᒃ 5 ᑲᑎᒪᔨᖃᖅᑐᑦ ᓴᓪᓕᕐᒥᐅᑕᓂᒃ
  - **ᓄᐊ ᑲᓪᓚᒃ (ᐃᒃᓯᕙᐅᑕᖅ)**
  - **ᐋᓂ ᓂᖏᐅᖕᒐᖅ**
  - **ᓗᐃᓴ ᑲᓪᓚᒃ**
  - **ᐅᐃᓕ ᐋᑕᒻᔅ**
  - **ᐊᑕᐅᓯᖅ ᐃᓄᖃᖕᒋᑦᑐᖅ**
- ᐊᑕᐅᓯᕐᒥᒃ 1 ᑲᓇᑕᒥ ᐆᒪᔪᓕᕆᔨᒃᑯᑦ ᐱᓕᕆᕕᖑᓂ ᑲᑎᒪᔨᖃᕆᕗᑦ: **ᔾᔩ-ᐃᐊᕝ ᑐᕗᐊ (ᐃᒃᓯᕙᐅᑕᐅᑉ ᑐᖏᓕᖓᓂᒃ)**
- ᐃᑲᔪᖅᑕᐅᔪᖅ ᐆᒧᖓ **ᕉᓐ ᓂᖏᐅᖕᒐᓐ (ᑭᕙᓪᓕᕐᒥ ᐃᓄᐃᑦ ᑲᑐᔾᔨᖃᑎᖐᑦ)**

- Irniurviit ACMC was formed in 2012
- 5 members from Coral Harbour
  - **Noah Kadlak (Chair)**
  - **Annie Ningeongan**
  - **Louisa Kudluk**
  - **Willie Adams**
  - **Vacant**
- 1 member from Canadian Wildlife Service: **JF Dufour (Vice-Chair)**
- Supported by **Ron Ningeongan (KIA)**

2012

2018

ᐃᕐᓂᐅᕐᕖᑦ
ᐊᐅᓚᑦᑎᔨᐅᖃᑕᐅᓂᕐᒧᑦ
ᑲᑎᒪᔨᕋᓛᑦ

IRNIURVIIT AREA
CO-MANAGEMENT
COMMITTEE

ᒪᕐᕉᒃ ᑎᖕᒥᐊᖃᕐᕖᒃ ᓴᐳᓂᐊᖅᑕᐅᓯᒪᕝᕕᐅᓪᓗᑎᒃ:

- **ᖃᖅᓴᐅᖅᑰᖅᒥ**
- **ᐃᑲᑦᑐᐊᖅᒥ**

Two Migratory Bird Sanctuaries:

- **Qaqsauqtuuq**
- **Ikkattuaq**

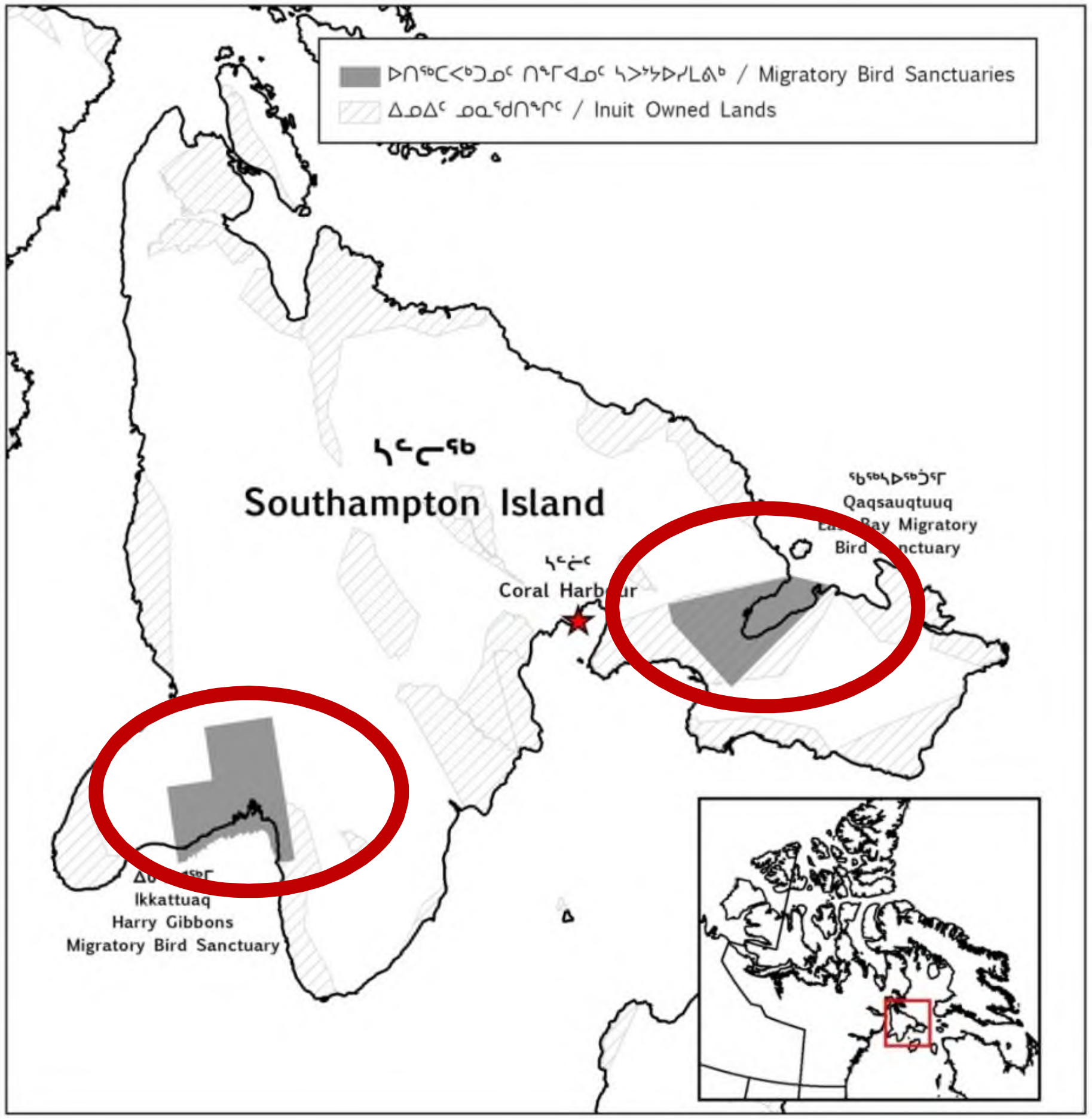
ᐅᑎᖅᑕᐸᒃᑐᓄᑦ ᑎᖕᒥᐊᓄᑦ ᓴᐳᔾᔭᐅᓯᒪᕖᒃ / Migratory Bird Sanctuaries
ᐃᓄᐃᑦ ᓄᓇᖁᑎᖏᑦ / Inuit Owned Lands
ᓴᓪᓕᖅ
Southampton Island
ᓴᓪᓖᑦ
Coral Harb ur
ᖃᖅᓴᐅᖅᑰᖅᒥ
Qaqsauqtuuq
Ea Bay Migratory
Bird nctuary
Ikkattuaq
Harry Gibbons
Migratory Bird Sanctuary

ᐊᐅᓚᑦᑎᔨᐅᖃᑕᐅᓂᕐᒧᑦ ᑲᑎᒪᔨᕋᓚᑦ
Area Co-Management Committees (ACMCs)

ᐊᐅᓚᑦᑎᔨᐅᖃᑕᐅᔪᑦ ᑲᑎᒪᔨᕋᓛᑦ ᐃᒪᓐᓇᐃᓕᐅᖃᑦᑕᕐᓂᐊᖅᑐᑦ:

- ᐅᖃᐅᔾᔨᒋᐊᖅᑎᐅᖃᑦᑕᕐᓗᑎᒃ ᒥᓂᔅᑕᒧᑦ ᑕᒪᐃᓐᓂᑦᑎᐊᖅ ᐱᔾᔪᑎᖃᖅᑐᓂᒃ ᑎᖕᒥᐊᖃᕐᕕᖕᓂᒃ/ᐆᒪᔪᖃᕐᕕᖕᓂᒃ ᐊᐅᓚᑦᑎᓂᕐᒥᒃ
- ᕿᒥᕐᕈᐊᖃᑦᑕᕐᓗᑎᒃ ᐱᔪᓐᓇᐅᑎᒃᓴᑖᕋᓱᖕᓂᕐᒧᑦ ᐆᒃᑐᕈᑎᓂᒃ ᑕᑕᑎᖅᑕᐅᓯᒪᔪᓂᒃ ᑐᒃᓯᕋᐅᑎᓂᒃ
- **ᓴᓇᖃᑦᑕᕐᓗᑎᒃ ᐊᐅᓚᑦᑎᔾᔪᑎᒃᓴᓂᒃ ᐸᕐᓇᐅᑎᓂᒃ**

ACMC will:

- advise the Minister on all aspects of MBS/NWA management
- review permit applications
- **develop Management Plans**

ᐊᐅᓚᑦᑎᓂᕐᒧᑦ ᐸᕐᓇᐅᑎᖏᑦ
Management plans

- ᐱᔪᓐᓇᐅᑕᐅᕗᒃᑐᑦ ᐊᐅᓚᑦᑎᔨᐅᖃᑕᐅᓂᕐᒧᑦ ᑲᑎᒪᔨᕋᓚᑦ ᐅᖃᐅᓯᖃᕈᓐᓇᕐᓂᖏᓐᓂᒃ ᑕᑯᑎᑦᑎᔪᓐᓇᕐᓂᕐᓗ ᑕᐅᑐᒐᕆᔭᖏᓐᓂᒃ ᖃᓄᐃᓕᖓᔪᕆᐊᖃᕐᓂᖏᓐᓂᒃ ᓴᐳᓐᓂᐊᖅᑕᐅᓯᒪᔪᑦ
- ᓇᓗᓇᐃᔭᐃᔨᐅᕙᓪᓗᑎᒃ ᒪᓕᒃᑕᐅᓂᐊᖅᑐᓂᒃ ᐃᓱᒪᓕᐅᖅᑎᐅᕗᖕᓂᖅ ᐱᔾᔪᑎᖃᖅᑐᓂᒃ ᓴᐳᓐᓂᐊᖅᑕᐅᓯᒪᔪᓂᒃ ᓄᓇᓂᒃ
- ᐅᓂᒃᑳᖅᐸᒃᑐᑦ ᐱᒻᒪᕆᐅᓂᖏᓐᓂᒃ ᐃᓕᖅᑯᓯᑐᖃᕐᒥᒍᑦ ᐊᕙᑎᖏᓐᓂᓪᓗ ᖃᓄᐃᓕᖓᓂᖏᓐᓂᒃ
- ᐅᓂᒃᑳᖅᓯᒪᑦᑎᐊᖅᑐᑦ ᖃᓄᖅ ᐱᓕᕆᕕᐅᔪᓐᓇᕐᓂᖏᓐᓂᒃ ᓄᓇᖏᑦ ᐊᒻᒪᓗ ᖃᓄᖅ ᐱᓕᕆᕕᐅᔪᓐᓇᓐᖏᓐᓂᖏᓐᓂᒃ ᓄᓇᖏᑦ

- Allows the Area Co-Management Committees to share their vision of the protected area
- Guides decision making for the protected area
- Describes important cultural and environmental aspects
- States which activities are permitted and not permitted

Environment and Climate Change Canada Environnement et Changement climatique Canada

2019

QAQSAUQTUUQ (EAST BAY) MIGRATORY BIRD SANCTUARY MANAGEMENT PLAN

[Draft 1.1; April 2019]

Environment and Climate Change Canada Environnement et Changement climatique Canada

2019

IKKATTUAQ (HARRY GIBBONS) MIGRATORY BIRD SANCTUARY MANAGEMENT PLAN

[Draft 1.1; April 2019]

ᐊᐅᓚᑦᓯᑎᒃᓴᐃᑦ ᐸᕐᓇᐅᑏᑦ: ᐱᓕᕆᐊᖑᕙᓪᓕᐊᖅᑕᐃᓇᕐᓂᖏᑦ
Management Plans: *Steps*

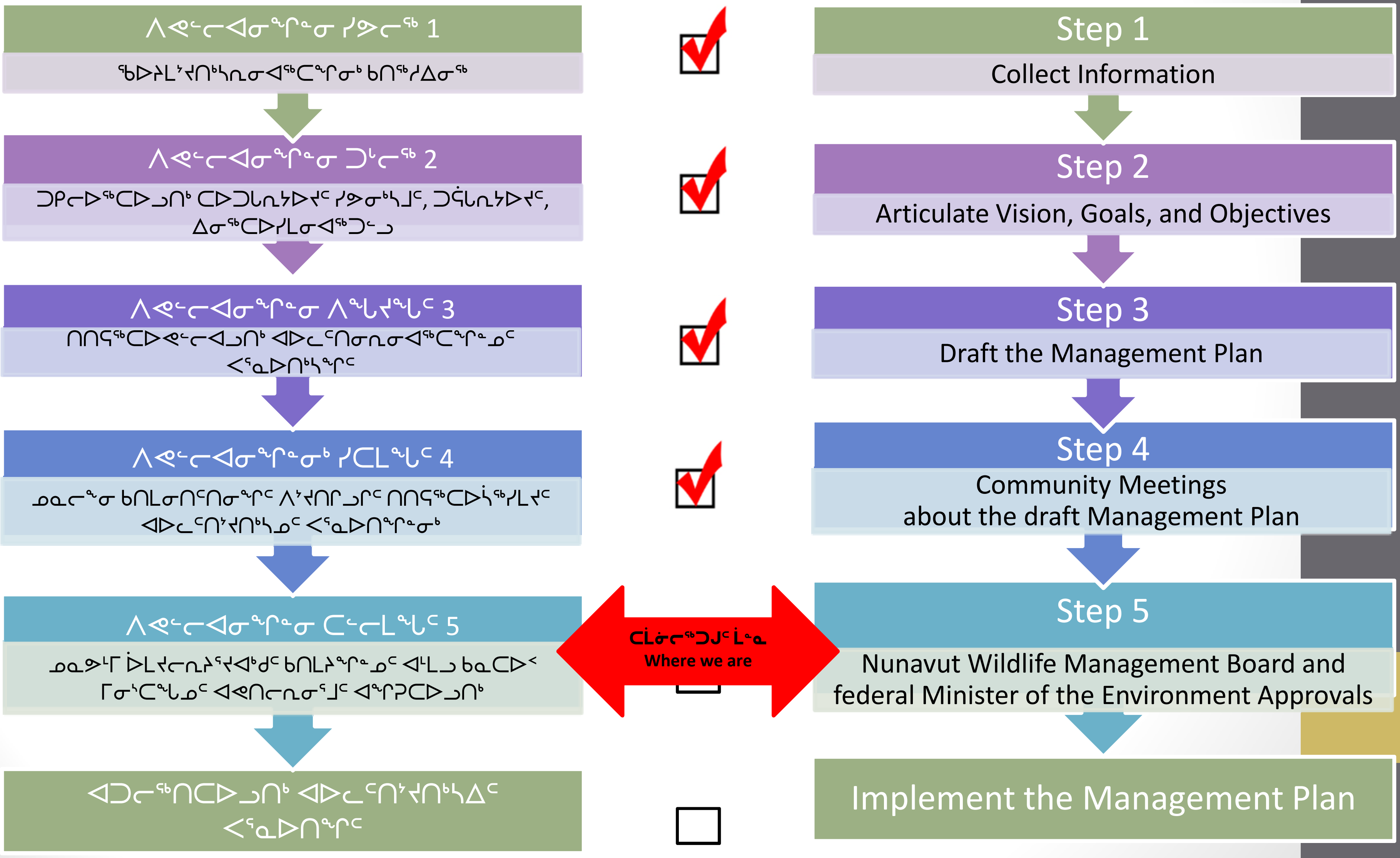

ᐱᕙᓪᓕᐊᓂᖏᓐᓂ ᓯᕗᓪᓕᖅ 1
ᖃᐅᔨᒪᔅᓯᑎᒃᓴᕆᓂᐊᖅᑕᖏᓂᒃ ᑲᑎᖅᓱᐃᓂᖅ

☑

Step 1
Collect Information

ᐱᕙᓪᓕᐊᓂᖏᓐᓂ ᑐᒡᓕᖅ 2
ᑐᑭᓕᐅᖅᑕᐅᓗᑎᒃ ᑕᐅᑐᒐᕆᔭᐅᓯᑦ ᓯᕗᓂᒃᓴᒧᑦ, ᑐᕌᒐᕆᔭᐅᓯᑦ, ᐃᓂᖅᑕᐅᓯᒪᓂᐊᖅᑐᓪᓗ

☑

Step 2
Articulate Vision, Goals, and Objectives

ᐱᕙᓪᓕᐊᓂᖏᓐᓂ ᐱᖓᓱᖓᑦ 3
ᑎᑎᕋᖅᑕᐅᕙᓪᓕᐊᓗᑎᒃ ᐊᐅᓚᑦᑎᓂᕆᓂᐊᖅᑕᖏᓐᓄᑦ ᐸᕐᓇᐅᑎᒃᓴᖏᑦ

☑

Step 3
Draft the Management Plan

ᐱᕙᓪᓕᐊᓂᖏᓐᓂᒃ ᓯᑕᒪᖓᑦ 4
ᓄᓇᓕᖕᓂ ᑲᑎᒪᓂᑎᑦᑎᓂᖏᑦ ᐱᔾᔪᑎᒋᓗᒋᑦ ᑎᑎᕋᖅᑕᐅᓛᖅᓯᒪᔪᑦ ᐊᐅᓚᑦᑎᔾᔪᑎᒃᓴᓄᑦ ᐸᕐᓇᐅᑎᖏᓐᓂᒃ

☑

Step 4
Community Meetings
about the draft Management Plan

ᐱᕙᓪᓕᐊᓂᖏᓐᓂ ᑕᓪᓕᒪᖓᑦ 5
ᓄᓇᕗᒻᒥ ᐆᒪᔪᓕᕆᔩᑦᔪᐊᒃᑯᑦ ᑲᑎᒪᔨᖏᓐᓄᑦ ᐊᒻᒪᓗ ᑲᓇᑕᐅᑉ ᒥᓂᔅᑕᖓᓄᑦ ᐊᕙᑎᓕᕆᓂᕐᒧᑦ ᐊᖏᕈᑕᐅᓗᑎᒃ

ᑕᒫᓃᓕᖅᑐᒍᑦ ᒫᓐᓇ
Where we are

Step 5
Nunavut Wildlife Management Board and
federal Minister of the Environment Approvals

ᐊᑐᓕᖅᑎᑕᐅᓗᑎᒃ ᐊᐅᓚᑦᑎᔾᔪᑎᒃᓴᐃᑦ ᐸᕐᓇᐅᑎᖏᑦ

☐

Implement the Management Plan

ᐊᐅᓚᑦᑎᓂᕐᒧᑦ ᐸᕐᓇᐅᓯᐅᖅᐸᓪᓕᐊᓚᐅᕐᓂᖏᑦ ᐊᒻᒪᓗ ᐊᖏᕈᑎᒃᓴᓖᖑᓂᖏᑦ

Management Plan Preparation and Approval

ᐃᓄᐃᑦ ᐊᒃᑐᖅᑕᐅᓯᒪᓂᖏᓐᓄᑦ ᐱᕚᓪᓕᕈᑕᐅᔪᓐᓇᖅᑐᓄᓪᓗ ᐊᖏᕈᑎ
Inuit Impact and Benefit Agreement

ᐊᐅᓚᑦᑎᔾᔪᑎᒃᓴᓄᑦ ᐸᕐᓇᐅᑎᑦ ᐱᓕᕆᔭᐅᓂᖓ

- 3.5.4 ᑎᑎᕋᖅᑕᐅᓗᑎᒃ ᐋᖅᑭᒃᓱᖅᑕᐅᓗᑎᒃ ᐊᐅᓚᑦᑎᔾᔪᑎᒃᓴᓄᑦ ᐸᕐᓇᐅᑎᑦ, ᐅᑯᐊ ᐊᐅᓚᑦᑎᖃᑎᒌᖕᓂᕐᒧᑦ ᑲᑎᒪᔨᕋᓛᑦ ᐃᓱᒪᒋᑦᑎᐊᕐᓂᐊᖅᑕᖏᑦ ᐃᓄᐃᑦ ᖃᐅᔨᒪᔭᑐᖃᖏᑦ ᑐᓐᓂᖅᑯᑕᐅᔪᑦ ᐃᓚᒋᔭᐅᔪᒥᑦ.
- 3.5.5 ᐅᑯᐊ ᐊᐅᓚᑦᑎᖃᑎᒌᖕᓂᕐᒧᑦ ᑲᑎᒪᔨᕋᓛᑦ ᕿᒥᕐᕈᐊᖃᑎᖃᕐᓗᑎᒃ ᐅᖃᖃᑎᒌᓪᓗᑎᒃ ᐊᒃᑑᑎᔪᓪᓗ ᐊᕕᒃᑐᖅᓯᒪᔪᑦ ᐃᓄᐃᑦ ᑲᑐᔾᔨᖃᑎᒌᖕᒋᑦ, ᐊᒻᒪᓗ ᓄᓇᕗᑦ ᑐᓐᖓᕕᒃ ᑎᒥᖓ, ᐱᔭᕇᓚᐅᓐᖏᓂᖓᓂ ᐆᒃᑑᑎ ᐊᐅᓚᑦᑎᔾᔪᑎᒃᓴᓄᑦ ᐸᕐᓇᐅᑎᑦ.
- 3.5.6 ᒪᓕᒋᐊᓕᒃ ᓴᓇᔭᐅᓂᐊᖅᑐᓂ ᐸᕐᓇᐅᑎᓂ ᐊᒻᒪᓗ ᑮᓇᐅᔭᖅᑑᑎᓂᒃ, ᐅᑯᐊ ᐊᐅᓚᑦᑎᖃᑎᒌᖕᓂᕐᒧᑦ ᑲᑎᒪᔨᕋᓛᑦ ᑎᑎᕋᕐᓂᐊᖅᑐᑦ ᐋᖅᑭᒃᓯᐃᓗᑎᒃ ᐊᐅᓚᑦᑎᔾᔪᑎᒃᓴᓄᑦ ᐸᕐᓇᐅᑎᑦ ᒪᓕᒡᓗᒍ ᖃᓄᑐᐃᓐᓇᖅ ᐱᕙᓪᓕᐊᓂᕆᓂᐊᖅᑕᒥᒍᑦ ᐊᒃᑑᑎᔪᓂᒃ ᐊᒻᒪᓗ ᕿᒥᕐᕈᐊᖃᑎᒋᓗᒋᑦ ᐅᖃᖃᑎᒋᓗᒋᑦ ᓈᒻᒪᒃᑐᓄᑦ ᐊᑑᑎᖃᖅᑐᓄᑦ.

MANAGEMENT PLAN PREPARATION

- 3.5.4 In preparing Management Plans, the ACMCs shall carefully consider any *Inuit Qaujimajatuqangit* brought forward by a member.
- 3.5.5 The ACMC shall consult the relevant RIA, and NTI, before completing the draft Management Plan.
- 3.5.6 Subject to its work plan and budget, the ACMC may prepare the Management Plan according to whatever process it deems appropriate and it may consult as it deems appropriate.

ᐃᓄᐃᑦ ᐊᒃᑐᖅᑕᐅᓯᒪᓂᖏᓐᓄᑦ ᐱᕚᓪᓕᕈᑕᐅᔪᓐᓇᖅᑐᓄᓪᓗ ᐊᖏᕈᑎ

Inuit Impact and Benefit Agreement

3.5.7 ᐅᑯᐊ ᐊᐅᓚᑦᑎᔾᔪᑎᒃᓴᓄᑦ ᐸᕐᓇᐅᑎᑦ ᐃᓚᖃᕐᓂᐊᖅᑐᑦ ᓇᓗᓇᐃᔭᑦᑎᐊᖅᓯᒪᔪᓂᒃ ᐅᑯᓂᖓ:

(a) ᐱᔾᔪᑎᖏᑦ ᑲᓇᑕᒥ ᐆᒪᔪᖃᕐᕖᑦ ᐅᕝᕙᓘᓃᑦ ᐅᑎᖅᑕᐸᑦᑐᓄᑦ ᑎᖕᒥᐊᓄᑦ ᓴᐳᔾᔭᐅᓯᒪᕕᒃ;

(b) ᐊᐅᓚᑦᑎᔾᔪᑕᐅᔪ ᑐᕌᖓᖏᑦ ᐊᒻᒪᓗ ᑐᑭᓕᐅᕈᑎᒋᕙᓪᓕᐊᓂᐊᖅᑐᑦ;

(c) ᓄᓇᖓ ᐊᒻᒪᓗ ᐱᐅᓯᑐᖃᖓᑕ ᐃᒻᒪᑲᓪᓚᒃ ᖃᓄᐃᓕᖓᓂᖓ ᐊᒻᒪᓗ ᐃᓗᓕᖏᑦ ᐃᓗᐊᓂ ᑖᒃᑯᐊ ᑲᓇᑕᒥ ᐆᒪᔪᖃᕐᕖᑦ ᐅᕝᕙᓘᓃᑦ ᐅᑎᖅᑕᐸᑦᑐᓄᑦ ᑎᖕᒥᐊᓄᑦ ᓴᐳᔾᔭᐅᓯᒪᕕᒃ ᐊᐅᓚᓐᓂᖏᑦ;

(d) ᐊᑐᐊᒐᐃᑦ ᐅᑯᐊᓗ ᑐᑭᒧᐊᒍᑕᐅᓂᐊᖅᑐᑦ ᐊᐅᓚᑦᑎᔾᔪᑕᐅᔪᓄᑦ ᑖᒃᑯᓂᖓ ᑲᓇᑕᒥ ᓂᕐᔪᑎᓄᑦ ᑲᓇᑕᒥ ᐆᒪᔪᖃᕐᕖᑦ ᐅᕝᕙᓘᓃᑦ ᐅᑎᖅᑕᐸᑦᑐᓄᑦ ᑎᖕᒥᐊᓄᑦ ᓴᐳᔾᔭᐅᓯᒪᕕᒃ;

(e) ᐅᓪᓗᖏᑦ ᐊᑐᓕᖅᑎᑕᐅᕕᒃᓴᖏᑦ ᐊᐅᓚᑦᑎᔾᔪᑕᐅᔪᑦ ᐸᕐᓇᐅᑎᖏᑦ ᖃᓄᐃᓕᐅᖅᑕᐅᓂᐊᖅᑐᑦ ᑭᓲᓂᖏᑦ.

3.5.7 The Management Plan shall include a description of:

(a) the purposes of the NWA or MBS;

(b) management goals and objectives;

(c) the natural and cultural history and the context within which the NWA or MBS operates;

(d) policies that will guide the management of the NWA or MBS;

(e) a schedule to implement Management Plan action items.

ᐃᓄᐃᑦ ᐊᒃᑐᖅᑕᐅᓯᒪᓂᖏᓐᓄᑦ ᐱᕚᓪᓕᕈᑕᐅᔪᓐᓇᖅᑐᓄᓪᓗ ᐊᖏᕈᑎ

Inuit Impact and Benefit Agreement

3.5.8 ᑕᐃᑲᓂ ᑲᓇᑕᒥ ᐆᒪᔪᖃᕐᕖᑦ ᐅᕝᕙᓘᓃᑦ ᐅᑎᖅᑕᐸᑦᑐᓄᑦ ᑎᖕᒥᐊᓄᑦ ᓴᐳᔾᔨᐅᓯᒪᕕᒃ ᐃᓚᖃᖅᑐᑦ ᐃᓄᐃᑦ ᓄᓇᖁᑎᖏᑦ, ᐊᐅᓚᑦᑎᔾᔪᑎᒃᓴᓄᑦ ᐸᕐᓇᐅᑎᑦ ᒪᓕᑦᑎᐊᑦᑎᐊᕐᓂᐊᖅᑐᑦ ᐊᒻᒪᓗ ᐅᕐᖃᖅᓯᒪᓗᑎᒃ ᓇᓪᓕᐊᖕᓂᑐᐃᓐᓇᖅ ᐱᔾᔪᑕᐅᔪᓂᑦ ᓴᕿᑦᑐᑦ ᐃᓗᐊᓂ ᐃᓄᐃᑦ ᓄᓇᖁᑎᖏᓐᓂ.

3.5.8 Where an NWA or MBS includes IOL, the Management Plan shall reflect and address any special issues arising from the presence of the IOL.

ᐃᓄᐃᑦ ᐊᒃᑐᖅᑕᐅᓯᒪᓂᖏᓐᓄᑦ ᐱᕚᓪᓕᕈᑕᐅᔪᓐᓇᖅᑐᓄᓪᓗ ᐊᖏᕈᑎ Inuit Impact and Benefit Agreement

ᐊᐅᓚᑦᑎᔾᔪᑎᒃᓴᓄᑦ ᐸᕐᓇᐅᑎᑦ ᐊᖏᖅᑕᔭᕆᐊᖃᕐᓂᖓᓄ

3.6.1 ᐊᐅᓚᑦᑎᖃᑎᒌᖕᓂᕐᒧᑦ ᑲᑎᒪᔨᕋᓛᑦ ᐊᑐᓕᖅᑕᐅᖁᔨᓗᑎᒃ ᐱᔭᕇᑦᑎᐊᖅᓯᒪᔪᑦ ᐊᐅᓚᑦᑎᔾᔪᑎᒃᓴᓄᑦ ᐸᕐᓇᐅᑎᑦ ᑖᒃᑯᓄᖓ ᓄᓇᕗᒻᒥ ᐆᒪᔪᓕᕆᔨᕐᔪᐊᒃᑯᓄᖅ ᐊᖏᖅᑕᐅᓗᑎᒃ ᒪᓕᒡᓗᒍ ᐊᖏᕈᑎᑦ 5.2.34 (c) ᐊᒻᒪᓗ 5.3.16 *ᓄᓇᕗᒻᒥᒃ ᓄᓇᑖᕈᑎᓄᑦ ᐊᖏᕈᑎᑦ.*

3.6.2 ᐅᑯᐊ ᐊᐅᓚᑦᑎᖃᑎᒌᖕᓂᕐᒧᑦ ᑲᑎᒪᔨᕋᓛᑦ ᑐᓂᓯᓂᐊᖅᑐᑦ ᐊᑑᑎᔪᓄᑦ ᐊᕕᒃᑐᖅᓯᒪᔪᑦ ᐃᓄᐃᑦ ᑲᑐᔾᔨᖃᑎᒌᖏᑦ ᐊᒻᒪᓗ ᓄᓇᕗᑦ ᑐᙵᕕᒃ ᑎᒥᖓ ᑕᕐᕋᖓᓂ ᐱᔭᕇᖅᓯᒪᑦᑎᐊᖅᑐᑦ ᐊᐅᓚᑦᑎᔾᔪᑎᒃᓴᓄᑦ ᐸᕐᓇᐅᑎᑦ ᐅᑯᐊᓗ ᐊᐅᓚᕐᑎᓪᓗᒋ ᐸᕐᓇᐅᑎᑦ ᓄᓇᕗᒻᒥ ᐆᒪᔪᓕᕆᔨᕐᔪᐊᒃᑯᓄᕐ.

MANAGEMENT PLAN APPROVAL

3.6.1 The ACMCs shall recommend completed Management Plans to the NWMB for approval in accordance with sections 5.2.34(c) and 5.3.16 of the *NLCA.*

3.6.2 The ACMC shall provide the relevant RIA and NTI with a copy of the completed Management Plan when it sends the Plan to the NWMB.

ᐃᓄᐃᑦ ᐊᒃᑐᖅᑕᐅᓯᒪᓂᖏᓐᓄᑦ ᐱᕚᓪᓕᕈᑕᐅᔪᓐᓇᖅᑐᓄᓪᓗ ᐊᖏᕈᑎ

Inuit Impact and Benefit Agreement

3.6.3 ᑕᐃᒪᓗ, ᒪᓕᒃᓗᒍ ᐃᓱᒪᓕᐅᕆᕙᓪᓕᐊᔪᑖᑦ ᐅᖃᖅᓯᒪᔪᑦ ᐊᖏᕈᑎᑦ 5.2.34(c) ᐊᒻᒪᓗ 5.3.17 ᑎᑭᓪᓗᒍ 5.3.23 ᓄᓇᕗᒻᒥᒃ ᓄᓇᑖᕈᑎᓄᑦ ᐊᖏᕈᑎᑦ, ᐅᑯᐊ ᓄᓇᕗᒻᒥ ᐆᒪᔪᓕᕆᔨᖅᔪᐊᒃᑯᑦ ᐅᕝᕙᓘᓐᓃᑦ ᒥᓂᔅᑕ ᐋᒃᑳᖅᐸᑎᑦ, ᑕᒪᕐᒥᒃ ᐅᕝᕙᓘᓐᓃᑦ ᐃᓚᖓ, ᐱᔭᕇᑦᑎᐊᖅᓯᒪᔪᖅ ᐊᐅᓚᑦᑎᔾᔪᑎᒃᓴᓄᑦ ᐸᕐᓇᐅᑎᑦ ᐊᒻᒪᓗ ᐸᕐᓇᐅᑎ ᐅᑎᕐᓗᓂ ᑖᒃᑯᓇᖓ ᐊᐅᓚᑦᑎᖃᑎᒌᖕᓂᕐᒧᑦ ᑲᑎᒪᔨᕋᓛᑦ ᐃᓱᒪᕆᔭᐅᑦᑎᐊᑲᓐᓂᕐᓂᐊᕐᒪᑕ, ᐊᒃᑑᑎᔪᑦ ᐊᐅᓚᑦᑎᖃᑎᒌᖕᓂᕐᒧᑦ ᑲᑎᒪᔨᕋᓛᑦ ᐃᓱᒪᕆᑦᑎᐊᕐᓂᐊᖅᑕᖏᑦ ᐸᕐᓇᐅᑎᑦ ᐊᒻᒪᓗ ᑐᓂᑲᓐᓂᕐᓗᒋᑦ ᑖᒃᑯᓇᖓ ᓄᓇᕗᒻᒥ ᐆᒪᔪᓕᕆᔨᕐ

3.6.3 If, in accordance with the decision-making process set forth in subsection 5.2.34(c) and sections 5.3.17 through 5.3.23 of the *NLCA,* the NWMB or the Minister rejects, in whole or part, a completed Management Plan and the Plan is returned to an ACMC for reconsideration, the relevant ACMC shall re-consider the Plan and re-submit it to the NWMB.

ᐃᓄᐃᑦ ᐊᒃᑐᖅᑕᐅᓯᒪᓂᖏᓐᓄᑦ ᐱᕚᓪᓕᕈᑕᐅᔪᓐᓇᖅᑐᓄᓪᓗ ᐊᖏᕈᑎ
Inuit Impact and Benefit Agreement

3.6.4 ᒪᓕᒡᓗᒍ 8.4.13 ᓄᓇᕗᒻᒥᒃ ᓄᓇᑖᕈᑎᓄᑦ ᐊᖏᕈᑎᖅ, ᓈᒻᒪᒋᔭᐅᔪᑦ ᐊᐅᓚᕐᑎᔾᔪᑎᒃᓴᓄᑦ ᐸᕐᓇᐅᑎᑦ ᒪᓕᖕᓂᐊᖅᑐᖅ ᐊᑐᓕᕐᑯᔭᐅᔪᓂᒃ ᐊᑑᑎᔪᓂᑦ ᐊᐅᓚᕐᑎᖃᑎᒌᖕᓂᕐᒧᑦ ᑲᑎᒪᔨᕋᓛᑦ, ᐊᑐᕐᓗᒋᑦ ᐊᑐᓕᕐᑯᔭᐅᔪᑦ ᐱᔪᒪᔪᑦ ᐊᓯᒥᖕᓄᑦ ᐅᕝᕙᓘᓐᓃᑦ ᑎᒥᐅᔪᓄᑦ.

3.6.5 ᑕᐃᒪᓗ ᒥᓂᔅᑕ ᐊᖏᖅᐸᒍ ᐊᐅᓚᕐᑎᔾᔪᑎᒃᓴᓄᑦ ᐸᕐᓇᐅᑎᑦ, ᒥᓂᔅᑕ ᐱᒋᐊᕐᑎᓐᓂᐊᖅᑕᖓ ᑲᔪᓯᔭᓇᐊᓕᑦ ᑖᒃᑯᐊ ᐊᑑᑎᖃᖅᑐᑦ ᐊᑐᓕᖅᑕᐅᒋᐊᓕᑦ ᐸᕐᓇᐅᑎᑦ.

3.6.4 In accordance with section 8.4.13 of the *NLCA,* approved Management Plans shall be based on the recommendations of the relevant ACMCs, taking into account the recommendations of other interested persons or bodies.

3.6.5 Once the Minister has accepted a Management Plan, the Minister shall proceed forthwith to do all things necessary to implement the Plan.

ᐃᓗᓕᖏᑦ ᑎᑎᕋᖅᑕᐅᕙᓪᓕᐊᔪᑦ ᓱᓕ ᐊᐅᓚᑦᑎᔾᔪᑎᒃᓴᓄᑦ ᐸᕐᓇᐅ% ᖃᖅᓴᐅᖅᑑᕐᒧᑦ ᐊᒻᒪᓗ ᐃᑲᑦᑐᐊᕐᒧᑦ ᑎᖕᒥᐊᖃᕐᕕᖕᓄᑦ

Content of the Draft Management Plans for the Qaqsauqtuuq and Ikkattuaq Migratory Bird Sanctuaries

ᐃᓗᓕᖏᑦ ᐊᐅᓚᑦᑎᔾᔪᑎᒃᓯᐃᑦ ᐸᕐᓇᐅᑏᑦ
Content of the Management Plans

- ᐅᓂᒃᑳᑦᑎᐊᖅᑐᑦ ᑎᖕᒥᐊᕐᑲᕐᕖᑦ ᖃᓄᐃᓕᖓᓂᖏᓐᓂᒃ
- ᐊᕙᑎᖓᓂ ᓄᓇᒥᐅᑕᐃᓪᓗ ᐆᒪᔪᐃᓪᓗ ᐱᑕᖃᕐᓂᖏᓐᓂᒃ ᑕᒫᓂ
- ᐱᐅᓯᑐᖃᖅᑎᒍᑦ ᐊᕙᑎᒥᐅᑕᖏᑦ ᓱᓇᑕᖃᕐᓂᖏᓪᓗ
- ᑕᐅᑐᒐᓇᔭᐅᔪᑦ, ᑐᕌᒐᓇᔭᐅᔪᑦ ᐊᒻᒪᓗ ᐱᓕᕆᐊᖑᐊᓂᒍᒪᓂᐊᖅᑐᑦ
- ᐊᐅᓚᑦᑎᓂᕐᒧᑦ ᐃᓱᒪᒃᓴᖅᓯᐅᕈᑎᒃᓴᐃᑦ - ᓱᓇᑐᐃᓐᓴᐃᑦ ᐃᓱᒪᒃᓴᖅᓯᐅᕈᑕᐅᓂᖏᑦ ᐊᐅᓚᑦᑎᓂᕐᒧᑦ ᑎᖕᒥᐊᕐᑲᕐᕕᖕᓂ

- Description of the Migratory Bird Sanctuaries
- Ecological resources
- Cultural resources
- Vision, goals and objectives
- Management Considerations – things to consider in managing the Migratory Bird Sanctuaries

© Michael Janssen

ᐱᑦᓯᐅᓛᖅ Black Guillemot

ᐃᓗᓕᖏᑦ ᐊᐅᓚᑦᑎᔾᔪᑎᒃᓴᐃᑦ ᐸᕐᓇᐅᑏᑦ
Content of the Management Plans

- ᐊᐅᓚᑦᑎᓂᕐᒧᑦ ᖃᓄᐃᓕᖓᓂᐊᕐᓂᖏᑦ - ᖃᓄᐃᓕᐅᕐᓂᐊᕐᒪᖔᑕ ᑎᑭᐅᑎᔪᒪᓂᕐᒧᑦ ᑐᕋᒐᕆᔭᐅᔪᓄᑦ ᐊᒻᒪᓗ ᐱᓕᕆᐊᖑᐊᓂᒍᒪᓂᐊᖅᑐᓄᑦ
- ᐊᖏᕈᑕᐅᓯᒪᔪᑦ ᐱᓕᕆᐊᖑᔪᓐᓇᕐᓂᖅ ᑎᑭᓯᒪᕝᕕᐅᔪᓐᓇᕐᓂᖏᓄᓪᓗ - ᖃᓄᐃᑦᑑᓂᖏᑦ ᐱᓕᕆᐊᖑᓂᐊᖅᑐᑦ ᐱᔪᓐᓇᐅᑎᖃᕆᐊᓖᑦ ᐊᒻᒪᓗ ᑭᓇᒃᑯᓂᖏᑦ ᐱᔪᓐᓇᐅᑎᖃᕆᐊᖃᕐᓂᐊᖅᑐᑦ
- ᓄᓇᐃᑦ ᖃᓄᐃᓕᖓᔪᒥᒃ ᑎᒃᑯᐊᖅᑕᐅᓯᒪᓂᖏᑦ: ᒫᓐᓇᐅᔪᖅ ᑎᖕᒥᐊᖃᕝᕕᐅᑎᑕᐅᔪᖅ
- ᐊᐅᓚᑦᑎᔾᔪᑎᒃᓴᐃᑦ ᐸᕐᓇᐅᑏᑦ ᐊᑐᓕᖅᑎᑦᑕᐅᓂᖏᑦ ᐊᒻᒪᓗ ᐱᓕᕆᖃᑎᒌᒎᑕᐅᕙᖕᓂᖏᑦ

- Management Approaches – what we will do to achieve the goals and objectives
- Authorized Activities and Access – what activities require a permit, who requires a permit
- Site designation: currently a Migratory Bird Sanctuary
- Management Plan implementation and collaboration

© Ryan Clancy

ᖃᓄᖅ ᐱᕙᓪᓕᐊᒋᐊᓕᓚᐅᖅᓯᒪᖕᒪᖕᒑᑕ
Historical Background

ᖃᖅᓴᐅᖅᑑᕐᒥ ᑎᖕᒥᐊᖃᕐᕕᐅᓂᖓᓂ
Qaqsauqtuuq

- ᐱᓐᖑᖅᑎᑕᐅᓚᐅᖅᓯᒪᔪᖅ 1959-ᖑᑎᓪᓗᒍ ᓴᐳᓐᓂᐊᖅᑕᐅᓇᓱᒃᓱᑎᒃ ᑲᖑᐃᑦ, ᓂᕐᓕᕐᓇᐃᓪᓗ
- “ᖃᖅᓴᐅᖅᑐᖅ” - ᖃᖅᓴᐅᖅᑑᓕᐊᓗᒃ ᑕᓯᕐᔪᐊᖅ ᑕᒫᓂ
- ᑎᑎᕋᖅᑕᐅᕙᓪᓕᐊᓂᖏᑦ ᓱᓕ ᐊᐅᓚᑦᑎᔾᔪᑎᒃᓴᐃᑦ ᐸᕐᓇᐅᑎᒃᓴᐃᑦ

- Established in 1959 to protect Snow Geese and Brant from disturbance
- “Kouksauktow” – Bay of red-throated loons
- Draft management plan in 1986

© Jim Leafloor

ᖃᖅᓴᐅᖅ Red-throated loon

© Nick Docken

ᑲᖑ ᖃᕖᖅ
Snow goose

ᐃᒃᑲᑦᑐᐊᖅᒥ ᑎᖕᒥᐊᖃᕐᕕᒃ
Ikkattuaq

- ᐱᓐᖑᖅᑎᑕᐅᓚᐅᖅᓯᒪᔪᖅ 1959-ᖑᑎᓪᓗᒍ ᓴᐳᓐᓂᐊᖅᑕᐅᓇᓱᒃᓱᑎᒃ ᑲᖑᐃᑦ, ᖃᕖᑦ, ᓂᕐᓕᕐᓇᐃᓪᓗ
- Hᐃᐅᓕ ᒋᐱᓐᔅ ᐅᓇᐃᓐᓄᒃ
- ᑎᑎᕋᖅᑕᐅᕙᓪᓕᐊᓂᖏᑦ ᓱᓕ ᐊᐅᓚᑦᑎᔾᔪᑎᒃᓴᐃᑦ ᐸᕐᓇᐅᑎᒃᓴᐃᑦ

- Established in 1959 to protect “Blue” Goose, Snow Goose and Brant from disturbance
- Harry Gibbons Unainnuk (c. 1900-1954)
- Draft management plan in 1986

ᓄᓇᖓᑕ ᑕᐅᕙᓂ ᖃᓄᐃᓕᖓᓂᖏᑦ
Landscape



ᐃᒃᑲᑦᑐᐊᖅᒥ ᑎᖕᒥᐊᖅᑲᕐᕕᒃ
Ikkattuaq

- ᐊᖏᓂᓕᒃ 1,433-ᓂᒃ ᓴᓂᒧᑦ ᑐᑭᒧᒡᓗ ᑭᑉᐸᓈᒃᑐᒥᒃ ᑕᒪᐃᓐᓂ ᑭᒑᒥᑕᓕᖕᓂᒃ, ᐊᒻᒪᓗ 190 ᓴᓂᒧᑦ, ᑐᑭᒧᒡᓗ ᑕᒪᐃᓐᓂᒃ ᑭᒑᒥᑕᓂᒃ ᑕᕆᐅᕐᒥ ᐃᒪᐃᑦ
- ᐳᐊᔅᓯᐅᑉ-Boas ᑰᖓ ᓄᓇᐅᑉ ᐃᓗᑐᓂᖓᓃᑦᑐᖅ ᐊᒻᒪᓗ ᐊᑭᐊᓃᔅᓯᑎᒃ ᑎᓂᖓᓂᐊᓘᕝᑐᑦ ᓯᑦᔭᒥ ᑕᐅᕙᓂ ᐃᑲᑦᑐᐊᑉ ᑕᕆᐅᖓ
- ᓄᓇᖓ ᖃᖅᑲᔮᖃᖏᑦᑐᖅ (ᑕᒫᓂ <60m ᒦᑕᒥᒃ ᐊᖏᓂᓕᖕᒥ) ᐃᒪᐃᔭᕐᕕᖃᑦᑎᐊᖏᑦᑐᐊᓘᓗᓂᓗ
- 1,433 km², includes 190 km² of marine waters
- Boas River delta and the adjacent tidal flats in the Bay of God's Mercy
- Land is flat (<60m) & poorly drained

ᖃᖅᓴᐅᖅᑑᕐᒥ ᑎᖕᒥᐊᖅᑲᕐᕕᐅᓂᖓᓂ
Qaqsauqtuuq

- ᐊᖏᓂᓕᒃ 1,124-ᓂᒃ ᓴᓂᒧᑦ ᑐᑭᒧᒡᓗ ᑭᑉᐸᓈᒃᑐᒥᒃ ᑕᒪᐃᓐᓂ ᑭᒑᒥᑕᓕᖕᒥᒃ, ᐃᓚᖃᖅᓯᓂᓗ 286-ᓂᒃ ᑭᐸᓈᒃᑐᓂ ᑕᒪᐃᓐᓂᒃ ᑕᕆᐅᕐᒥ ᐃᒪᖅᓂᒃ
- ᖃᖅᓴᐅᖅᑑᖅᒥ, ᑕᑭᓂᖃᖅᑎᒋᔪᒥᒃ 50-km ᑭᒑᒥᑕᓕᖕᒥᒃ ᑲᖏᖅᑐᖃᖅᑐᖅ
- ᓄᓇᖓ ᖃᖅᑲᔮᖃᖏᑦᑐᖅ (ᑕᒫᓂ <120m ᒦᑕᒥᒃ ᐊᖏᓂᓕᖕᒥ) ᐃᒪᐃᔭᕐᕕᖃᑦᑎᐊᖏᑦᑐᐊᓘᓗᓂᓗ
- 1,124 km², includes 286 km² of marine waters
- East Bay, a 50-km-long inlet
- Land is flat (<120m) & poorly drained

© Alain Fontaine

ᓄᓇᖓᑕ ᑕᐅᕙᓂ ᖃᓄᐃᓕᖓᓂᖏᑦ
Landscape

ᐃᒃᑲᑦᑐᐊᖅᒥ ᑎᖕᒥᐊᖃᕐᕕᒃ
Ikkattuaq

- ᑕᒪᕐᒥᒃᓴᒃ ᑕᒪᓐᓇ ᓄᓇ ᑲᓇᑕᐅᑉ ᒐᕙᒪᒃᑯᑦ ᓄᓇᕐᑯᑎᒋᔭᖓᑦ
- ᐊᑕᐅᓯᖅ ᑭᑉᐸᓈᖕᓂᖅ ᐃᓄᖕᓄᑦ ᓄᓇᕐᑯᑎᒋᔭᐅᔪᖅ
    - ᓄᓇᐅᑉ ᖃᖓᓃᑦᑐᓂᒃ ᐱᔪᓐᓇᐅᑎᖃᕐᕕᐅᔪᖅ

- Mostly federal crown land
- 1 parcel of Inuit Owned Land
    - Surface rights



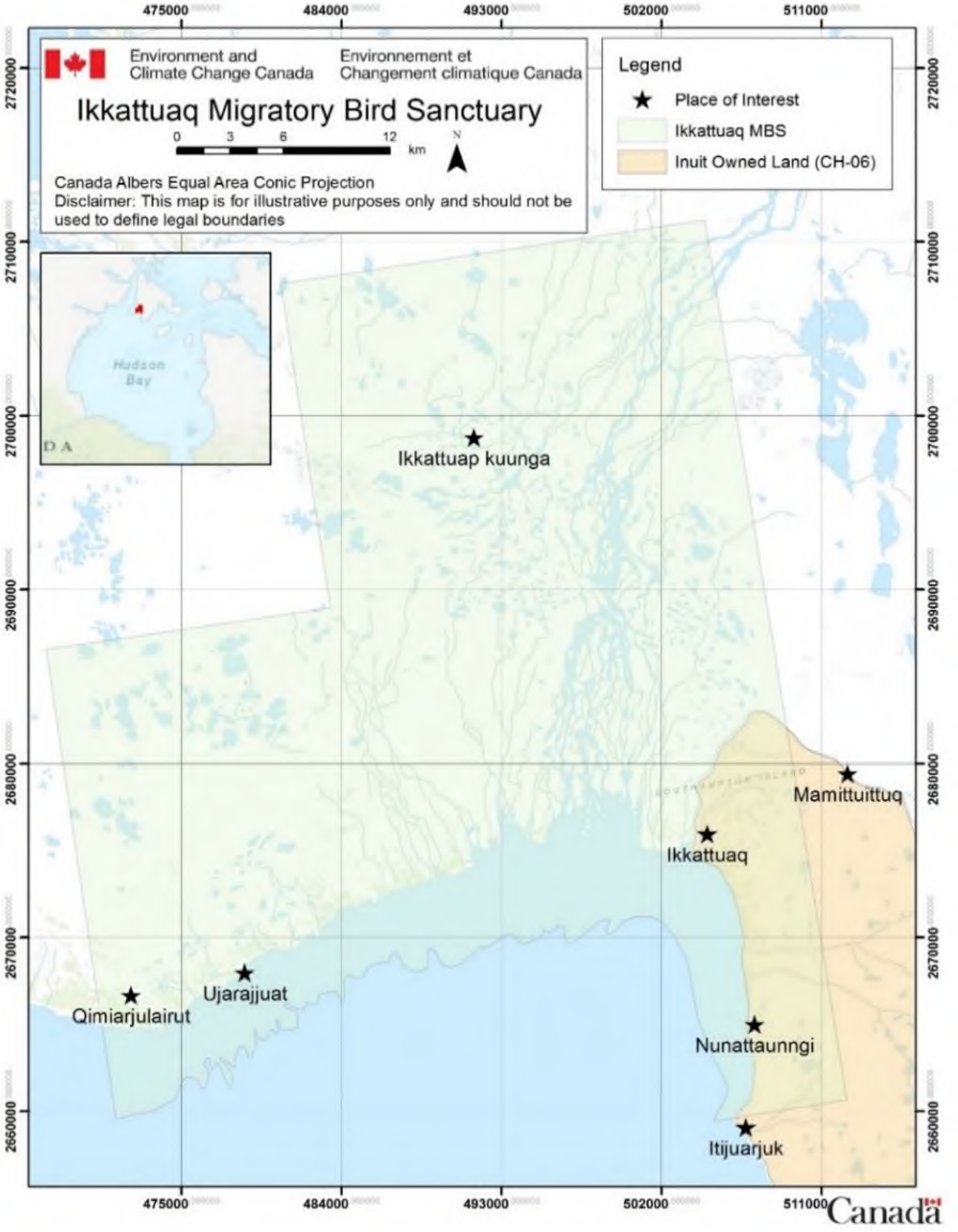
475000
484000
493000
502000
511000
2720000
2710000
2700000
2690000
2680000
2670000
2660000
Environment and Climate Change Canada
Environnement et Changement climatique Canada
Ikkattuaq Migratory Bird Sanctuary
0
3
6
12
km
N
Canada Albers Equal Area Conic Projection
Disclaimer: This map is for illustrative purposes only and should not be used to define legal boundaries
Legend
★ Place of Interest
Ikkattuaq MBS
Inuit Owned Land (CH-06)
Hudson Bay
Ikkattuap kuunga
Mamittuittuq
Ikkattuaq
Ujarajjuat
Qimiarjulairut
Nunattaunngi
Itijuarjuk
Canada

ᓄᓇᖓᑕ ᑕᐅᕙᓂ ᖃᓄᐃᓕᖓᓂᖏᑦ Landscape

ᖃᖅᓴᐅᖅᑰᕐᒥ ᑎᖕᒥᐊᖃᕐᕕᐅᓂᖓᓂ Qaqsauqtuuq

- ᑕᒪᕐᒥᒃᑲᓴᐃᑦ ᓄᓇᖏᑦ ᑕᒫᓂ ᐃᓄᖕᓄᑦ ᓄᓇᕐᑯᑎᖏᔭᐅᔪᑦ
    - ᓄᓇᐅᑉ ᖄᖓᓃᑦᑐᓂᒃ ᐱᓐᓇᐅᑎᖃᕐᕕᐅᔪᖅ
- ᑕᕆᐅᕐᒥ ᐃᒪᐃᑦ ᐊᒻᒪᓗ ᕿᑭᖅᑕᑯᓗᒃ - ᑲᓇᑕᐅᑉ ᒐᕙᒪᖏᓐᓄᑦ ᓄᓇᒥ
- Mostly Inuit Owned Land
    - Surface rights
- Marine waters and Qikiqtakuluk - federal

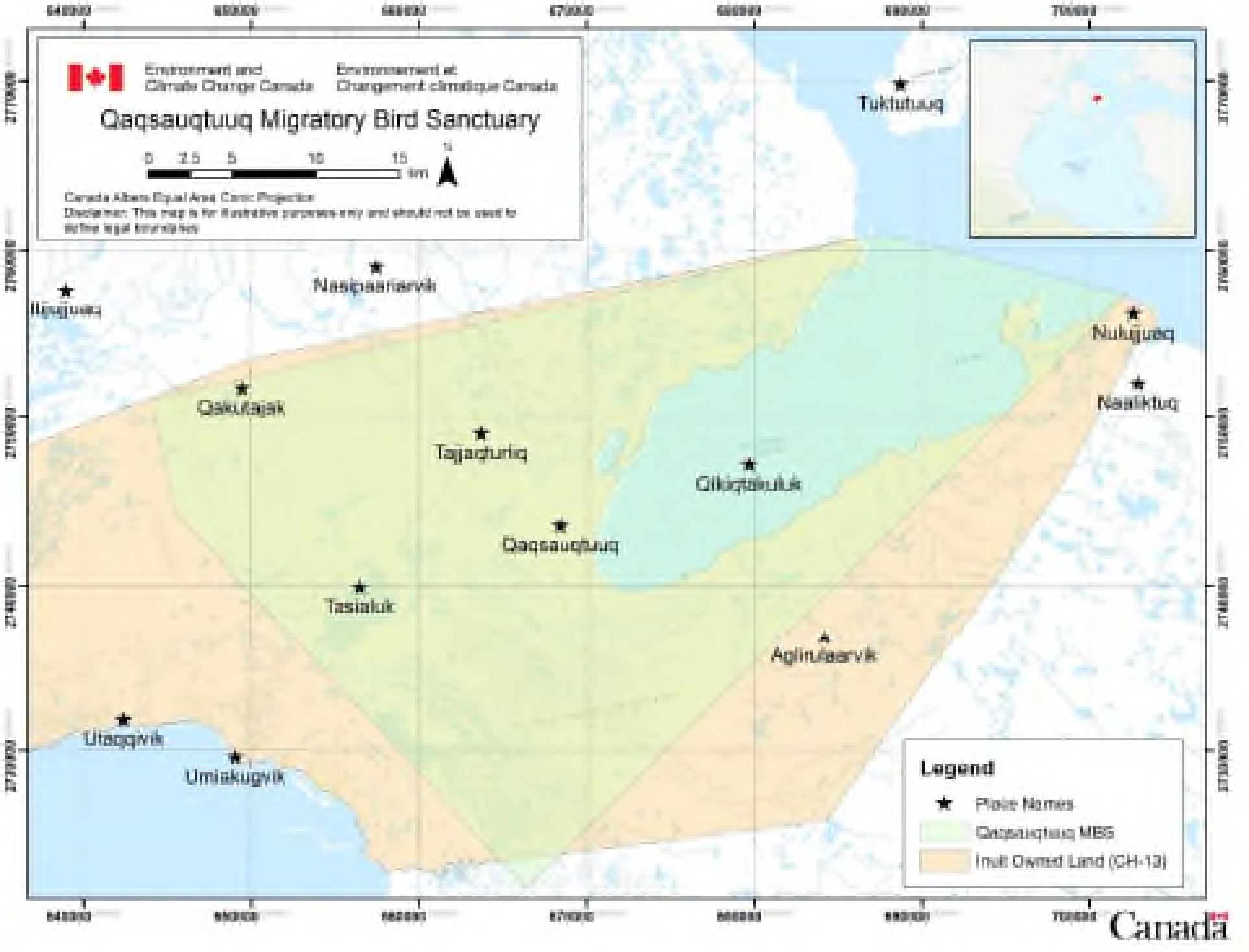

Environment and Climate Change Canada
Environnement et Changement climatique Canada
Qaqsauqtuuq Migratory Bird Sanctuary
0 2.5 5 10 15 km
N
Canada Albers Equal Area Conic Projection
Disclaimer: This map is for illustrative purposes only and should not be used to define legal boundaries
640000
650000
660000
670000
680000
690000
700000
Tuktutuuq
Nasipaariarvik
Ilipjuaq
Nulujuaq
Naaliktuq
Qakulajak
Tajjaqturiq
Qikiqtakuluk
Qaqsauqtuuq
Tasialuk
Aglirulaarvik
Utaqqivik
Umiakugvik
Legend
★ Place Names
Qaqsauqtuuq MBS
Inuit Owned Land (CH-13)
Canada

ᐊᕙᑎᖕᒐᓂ ᓄᓇᒥᐅᑕᐃᓪᓗ ᐆᒪᔪᐃᓪᓗ ᐱᑕᖃᖅᑐᑦ ᑕᒫᓂ
Ecological Resources

ᐃᒃᑲᑦᑐᐊᖅᒥ ᑎᖕᒥᐊᖃᕐᕕᒃ
Ikkattuaq

- ᓄᓕᐊᕐᕕᐅᕙᖕᓂᖕᒐ ᑕᒫᓂ ᑲᓇᑕᓕᒫᒥ ᐱᒻᒪᕆᐅᓂᖃᖅᑐᖅ ᐱᑕᖃᐃᓐᓇᕈᓐᓇᕐᓂᖕᒋᓐᓄᑦᑲᖕᒍᐃᑦ (5% ᐳᓴᖕᑎᒦᑦᑐᑦ) ᓂᕐᓕᕐᓇᐃᓪᓗ (1% ᐳᓴᖕᑎᒦᑦᑐᑦ)
- ᐱᒻᒪᕆᐊᓘᕗᖅ ᑎᑭᓯᒪᑲᐃᓇᕐᕕᐅᖃᑦᑕᕐᓂᕐᒧᑦ ᐊᓯᖕᒋᓐᓄᖕᒐᐅᕙᓪᓕᐊᓂᖕᒋᓐᓂ ᓯᒡᔭᖅᐸᓯᐅᓂᕐᒦᓰᖕᒍᔪᑦ ᑎᖕᒥᐊᑦ
- ᐅᖕᒐᑕᓅᒻᒥᔪᑦ >50 ᐊᔾᔨᒌᖕᒋᑦᑑᑏᑦ ᑎᖕᒥᐊᒐᓴᐃᑦ ᑕᒪᓅᓰᖕᒍᖕᒥᔪᑦ
- ᖁᓕᐅᔪᑦ 13 ᐆᒪᔪᐃᑦ ᐊᒥᓰᖕᒋᓗᐊᓕᕐᓂᖕᒋᑦ

- Breeding habitat for nationally significant populations of Snow Geese (5%) and Brant (1%)
- Important stopover site in fall for shorebirds
- >50 species of birds
- 13 species at risk

© Nick Docken

ᓂᕐᓕᕐᓇᐃᑦ Brant

© Tom Johnson

ᑲᖕᒍ Snow Goose

ᐊᕙᑎᖓᓂ ᓄᓇᒥᐅᑕᐃᓪᓗ ᐆᒪᔪᐃᓪᓗ ᐱᑕᖃᖅᑐᑦ ᑕᒫᓂ
Ecological Resources

ᐃᒃᑲᑦᑐᐊᖅᒥ ᑎᖕᒥᐊᖅᑲᕕᒃ
Ikkattuaq

- 19-ᖑᔪᑦ ᐊᔾᔨᒋᖕᒋᑐᑏᑦ ᐋᒪᒪᒃᑎᑦᑎᕙᒃᑐᑦ ᐱᐊᕋᖕᒋᓐᓂᒃ ᓄᓇᒥᐅᑕᐃᑦ ᐆᒪᔪᐃᑦ ᑕᒫᓃᓰᑦ
- ᓇᓄᖅᑲᓰᖅ ᐊᐅᔭᒃᑯᑦ ᐊᒻᒪᓗ ᑕᒪᓂ ᐃᒡᓗᖅᑲᕕᐅᓰᖑᓪᓗᑎᒃ ᓇᓄᖅᓄᑦ
- ᓇᐹᖅᑐᖃᖏᑦᑐᕐᒥᐅᑕᓄᑦ ᑐᒃᑐᖃᕐᕕᐅᕙᒃᑐᖅ, ᐃᓚᖏᓪᓗ ᓄᕐᓇᕕᐅᖃᑦᑕᖅᓯᒪᓪᓗᑎᒃ
- ᓇᑦᓯᖅᑕᖃᖅᑐᖅ ᐊᒻᒪᓗ ᐊᕐᕕᒃᑕᖃᖅᑐᖅ

- 19 species of mammals
- Polar bear summer and denning habitat
- Barren-ground caribou summer range, portions used as calving grounds in the past
- Seals and Bowhead whale

© Evan Richardson

ᓇᓄᖅ **Polar Bear**

ᑐᑦᑐ **Caribou**

ᐊᕙᑎᖕᒐᓂ ᓄᓇᒥᐅᑕᐃᓪᓗ ᐆᒪᔪᐃᓪᓗ ᐱᑕᖃᖅᑐᑦ ᑕᒫᓂ
Ecological Resources

ᖃᖅᓴᐅᖅᑑᕐᒥ ᑎᖕᒥᐊᖃᕐᕕᐅᓂᖕᒐᓂ
Qaqsauqtuuq

- ᓄᓕᐊᕐᕕᐅᕙᒃᑐᖅ ᐱᒻᒪᕆᐅᔪᒥᒃ ᑲᓇᑕᒥ ᐊᒥᓱᓄᑦ ᑲᖑᕐᓄᑦ (2% ᐳᓴᓐᑎᖏᓂᑦᑐᓄᑦ), ᒥᑎᕐᓄᑦ (5% ᐳᓴᓐᑎᓄᑦ) ᓂᕐᓕᕐᓇᕐᓄᓪᓗ (1% ᐳᓴᓐᑎᒦᑦᑐᓐᓄᑦ)
- ᑲᓇᑕᐅᑉ ᐅᑭᐅᖅᑕᖅᑑᓂᓗᒃᑖᖕᒐᓂ ᐊᖏᓛᖑᔪᖅ ᒥᑎᖅᑕᖃᕐᕕᐅᕙᖕᓂᖅ
- ᐅᖓᑕᓃᒻᒥᔪᑦ >90 ᐊᔾᔨᒌᖏᑦᑑᑏᑦ ᑎᖕᒥᐊᓚᓴᐃᑦ ᑕᒪᓃᓲᖑᖕᒥᔪᑦ

- Breeding habitat for nationally significant populations of Snow Geese (2%), Common Eider (5%) and Brant (1%)
- Arctic Canada’s largest single colony of Common Eiders
- >90 species of birds

© Grant Gilchrist

ᒥᑎᕕᒃ Common Eider

Photo : Ryan Clancy

ᓴᐅᕐᕋᖅ Red Phalarope

ᐊᕙᑎᖓᓂ ᓄᓇᒥᐅᑕᐃᓪᓗ ᐆᒪᔪᐃᓪᓗ ᐱᑕᖃᖅᑐᑦ ᑖᒥᓂ
Ecological Resources

ᖃᖅᓴᐅᖅᑑᕐᒥ ᑎᖕᒥᐊᖃᕐᕕᐅᓂᖓᓂ
Qaqsauqtuuq

- ᖁᓚᐅᔪᑦ 22 ᐆᒪᔪᐃᑦ ᐊᒥᓲᖏᓗᐊᓕᕐᓂᖏᑦ
- ᓇᓄᕐᓄᑦ ᐃᒡᓗᖃᕐᕕᐅᕙᒃᑐᑦ (ᓯᑎᖃᕐᕕᐅᕙᒃᑐᑦ) ᐊᐅᔭᒃᑯᓪᓗ ᓂᕿᒃᓴᖅᓯᐅᕐᕕᐅᕙᒃᑐᖅ ᓇᓄᕐᓄᑦ
- ᓇᐹᖅᑐᖃᖏᑦᑐᕐᒥᐅᑕᓄᑦ ᑐᒃᑐᖃᕐᕕᐅᕙᒃᑐᖅ, ᓄᕐᓇᕕᐅᕙᒃᓯᓂᓗ, ᓇᔪᖅᑕᐅᕙᒃᑐᕐᓗ ᐊᐅᔭᐅᓂᖓᓂ
- ᕿᓇᓗᒐᐃᑦ ᐅᕝᕆᐊᖅᑖᖅᓯᒪᓲᑦ (ᒫᕋᓛᕐᓂᒃ), ᐊᒥᔭᖃᑕᖅᓯᑎᓪᓗ, ᓂᕿᒃᓴᖅᓯᐅᕐᕕᐅᕙᒃᓯᓂᓗ ᑕᒪᒃᑯᓇᖓ
- ᐊᐃᕙᖅᑕᓕᒃ ᐊᐅᔭᒃᑯᑦ ᑕᒪᓐᓇ

- 22 species at risk
- Polar bear denning and summer foraging habitat
- Barren-ground caribou calving and summer range
- Beluga calving, molting and foraging habitat
- Walrus summer foraging habitat

© Grant Gilchrist

ᐊᐃᕙᖅ Walrus

© W. Klenner

ᕿᓚᓗᒐᖅ Beluga

ᐊᕙᑎᖓᓂ ᓄᓇᒥᐅᑕᐃᑦᑐ ᐆᒪᔪᐃᑦᑐ ᐱᑕᖃᖅᑐᑦ ᑖᒪᓂ
Cultural Resources

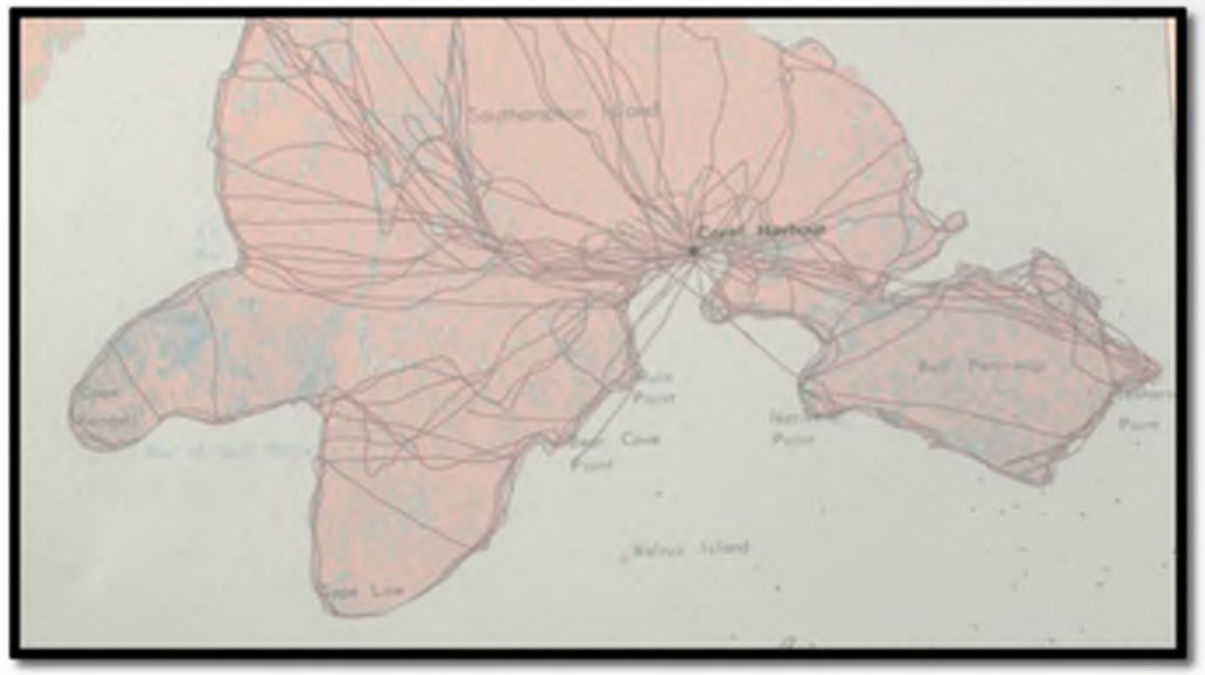

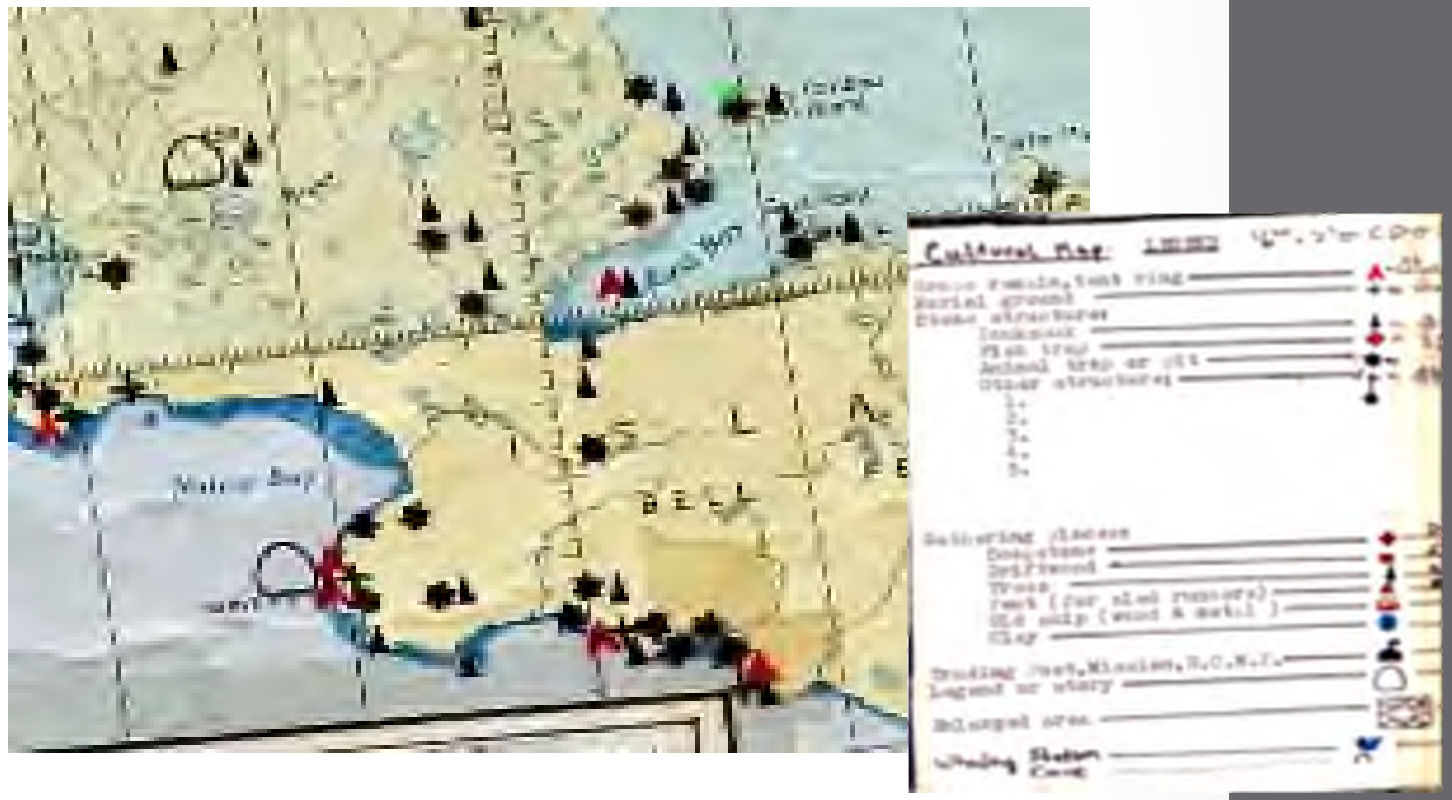

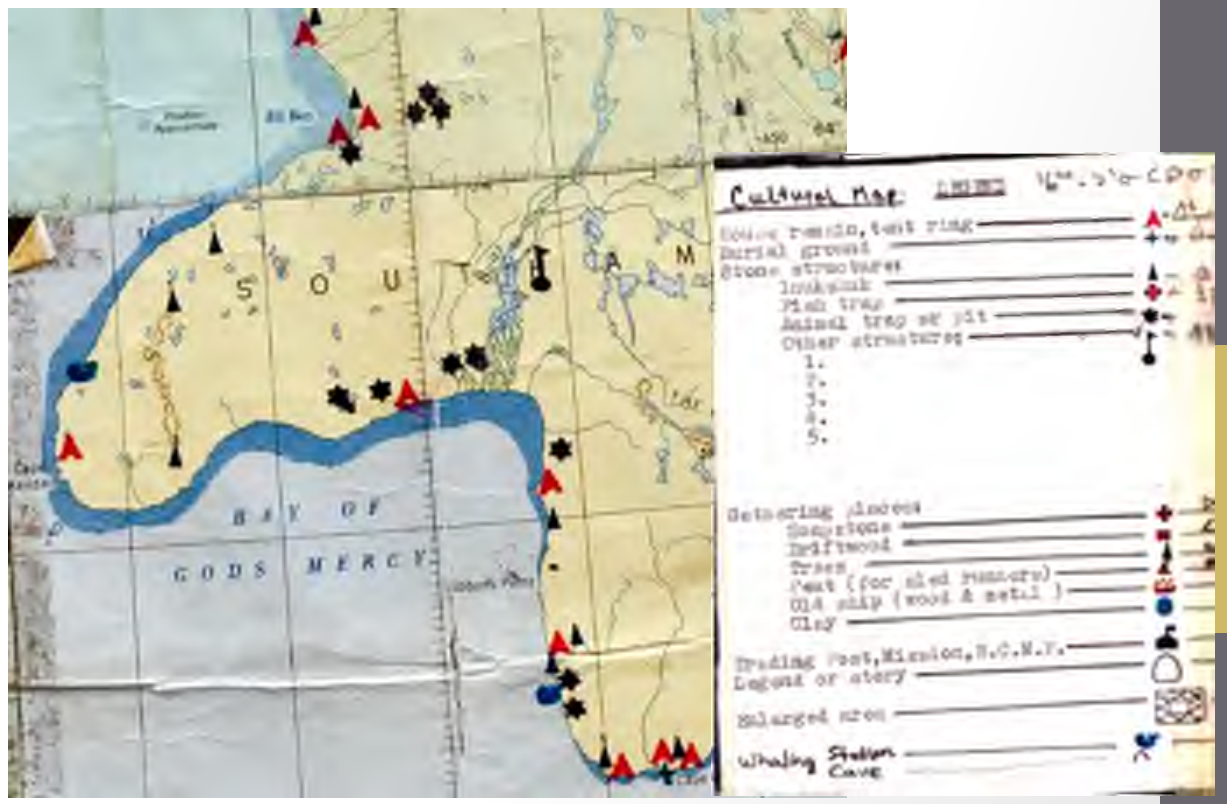

ᐃᓄᐃᑦ ᓴᓪᓕᐅᑉ ᕿᑭᖅᑖᓗᐊᓃᖃᑦᑕᕐᓂᑰᓕᖅᐳᑦ ᑕᐅᓴᒐᓴᒻᒪᕆᐅᓕᖅᑐᓂ ᐊᕐᕋᒍᓂ

- ᐊᒥᓱᒐᓴᒻᒪᕆᐅᕗᑦ ᖃᐅᔨᒪᔭᐅᔪᑦ ᑕᐃᓐᓱᒪᓂᓂᑕᖅᑲᕐᕕᐅᓂᖅ, ᐃᓄᖃᕐᕕᐅᓚᐅᕐᓂᖏᓐᓂᒃ, ᐃᓕᕐᑯᓯᑐᖃᕐᓂᒡᓗ ᐊᑐᖅᑕᐅᕙᓚᐅᕐᓂᖏᓐᓂᒃ ᓇᓗᓇᐃᑯᑕᐃᑦ ᐱᑕᖃᖅᑐᑦ ᐊᒻᒪᓗ ᐱᕐᑯᑎᕕᓂᖃᕐᕕᐅᖅᓯᓂ ᑕᐅᕙᓐᓇ ᓄᓇᖓ
- ᑕᐃᓐᓱᒪᓂᓂᑕᐃᑦ ᖃᖕᒐᓂᑕᐃᑦ ᒥᑭᓯᐊᖅᑲᕐᕕᐅᕙᓚᐅᖅᑐᑦ ᑕᐅᕙᓂ

Inuit have lived on Southampton Island for thousands of years

- Numerous known archaeological sites, cultural features & artifacts in the area
- Historic trap lines

ᐊᕙᑎᖕᒐᓂ ᓄᓇᒥᐅᑕᐃᑦᓗ ᐆᒪᔪᐃᑦᓗ ᐱᑕᖃᖅᑐᑦ ᑕᒫᓂ
Cultural Resources

- ᐊᒥᓱᐊᓗᐃᑦ ᓱᓕ ᐃᓄᖃᕐᕕᐅᕙᓚᐅᖅᑐᑐᖄᓗᐃᑦ ᓱᓕ ᑎᑎᕿᑕᐅᓯᒪᖕᒋᑦᑐᑦ
- ᐊᑕᐅᓯᕐᒥᒃ 1 ᑎᑎᕿᑕᐅᓯᒪᓕᖅᑐᖅ ᒪᓕᒐᖅᑎᒍᑦ ᓄᓇᖓ ᑕᐅᕙᓂ ᕿᑭᖅᑕᑯᓗᖕᒥ
- ᒪᕐᕉᒃ 2 ᑎᑎᕿᑕᐅᓯᒪᓕᖅᑐᖅ ᒪᓕᒐᖅᑎᒍᑦ ᓄᓇᖏᑦ ᖃᓂᒋᔭᖏᓃᑦᑐᑦ ᐃᔾᔪᐊᕐᔫᑉ

- Many archaeological sites remain unregistered
- 1 registered site on Qikiqtakuluk
- 2 registered sites near Itijuarjuk

ᑕᐃᔅᓱᒪᓂᑐᖄᓗᖕᒥᒃ ᒫᓐᓇᒧᑦᑐ ᐃᓄᖕᓄᑦ ᓄᓇᖏᑦ ᐊᑐᖅᑕᐅᖃᑦᑕᖅᑐᑦ ᐃᓅᔾᔪᑎᒃᓴᓂᒃᕕᐅᕙᖕᓂᖅᒧᑦ
Past and current subsistence land uses

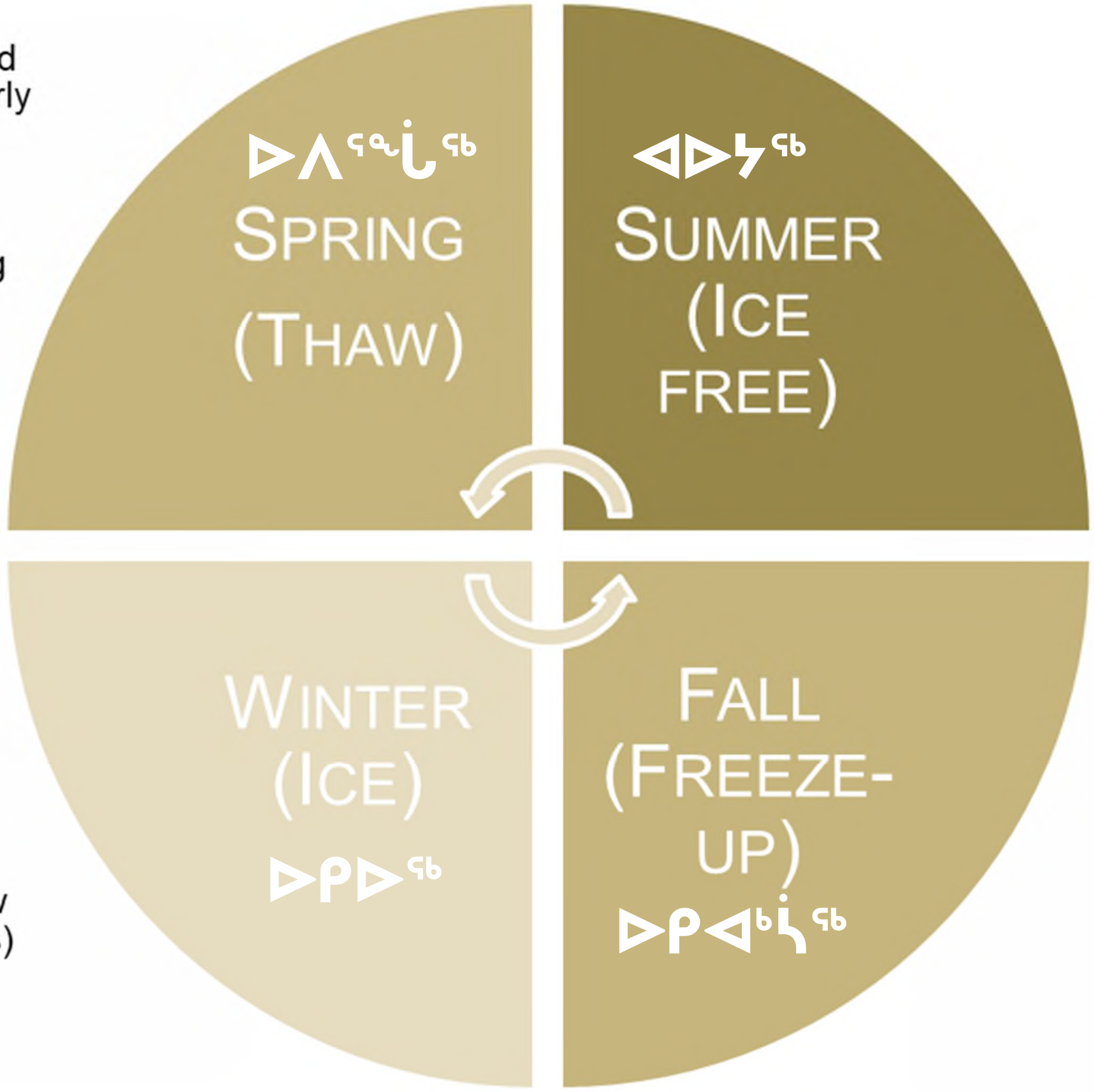

- Goose hunting and egg collection (early spring)
- Seal and walrus hunting
- Polar bear hunting
- Char fishing from lakes and rivers
- Fox trapping

- Camping
- Char fishing continued (using nets)
- Summer fishing camps were set-up at mouth of the rivers
- Seal, caribou and geese were traditionally hunted from canoes along the shoreline
- Sea mammal hunting from boats
- Collecting berries

- Fox trapping
- Caribou until the 1950s
- Fishing nets set under ice to catch char
- Hunting at the flow edge (seal, walrus)

- Securing meat for winter by hunting walrus, caribou, polar bear, and beluga whales
- Fishing with nets under new ice
- Meat caching
- Fox trapping

ᑕᐃᔅᓱᒪᓂᑐᖄᓗᖕᒥᒃ ᒫᓐᓇᒧᓪᓗ ᐃᓄᖕᓄᑦ ᓄᓇᖕᒋᑦ ᐊᑐᖅᑕᐅᖃᑦᑕᖅᑐᑦ ᐃᓅᔾᔪᑎᒃᓴᓂᒃᕕᐅᕙᖕᓂᕐᒧᑦ
Past and current subsistence land uses

ᐅᓪᓗᒥᐅᓕᖅᑐᖅ, ᐊᑐᖅᑕᐅᕙᒃᑐᖅ ᓱᓕ ᐊᐅᓪᓛᖅᓯᒪᕝᕕᐅᕙᖕᓂᕐᒧᑦ ᐊᖑᓇᓱᒋᐊᕐᕕᐅᕙᖕᓂᕐᒧᓪᓗ ᐃᓛᓂᒃᑯᑦ ᖃᑯᑎᒃᑯᑦ

- ᐊᖑᓇᓱᒃᑏᑦ ᑲᑐᔾᔨᖃᑎᒌᖕᒋᑦ ᐃᓪᓗᓕᕋᓛᖃᖅᑐᖅ ᑕᐅᕙᓂ ᐃᑲᑦᑐᐊᕐᒥ ᐊᑐᖅᑕᐅᖃᑦᑕᖅᑐᖅ ᐊᖑᓇᓱᒃᑐᓄᑦ, ᐱᓗᐊᖅᑐᒥᒃ ᓇᓐᓂᐊᖅᓯᒪᔪᓄᑦ

Today, used for camping & harvesting activities periodically

- HTO cabin located in Ikkattuaq used to support harvesting activities, in particular polar bear hunting

© Grant Gilchrist

© Grant Gilchrist

ᐊᐅᓚᑦᑎᓂᕐᒧᑦ ᐃᓱᒪᒃᓴᖅᓯᐅᕈᑎᒃᓴᐃᑦ Management Considerations

ᐊᐅᓚᑦᑎᓂᕐᒧᑦ ᐃᓱᒪᒃᓴᖅᓯᐅᕈᑎᒃᓴᐃᑦ ᐱᔾᔪᑎᖃᖅᐳᑦ ᑕᐃᒃᑯᓂᖓ ᖃᐅᔨᒪᔭᐅᔭᕆᐊᖃᖅᑐᓂᒃ ᐃᓗᐊᓂ ᐊᒻᒪᓗ ᐊᕙᓗᖕᒋᓈᑦᑐᓂᒃ, ᓴᐳᓐᓂᐊᖅᑕᐅᓯᒪᓂᖏᓐᓂ ᓄᓇᐃᑦ ᐋᖅᑭᐅᒪᑦᑎᐊᖅᑐᒥᒃ ᐊᐅᓚᑕᐅᔪᓐᓇᕐᓂᐊᕐᒪᑕ

Management considerations are things we need to be aware of within, and surrounding, the protected area in order to effectively manage it

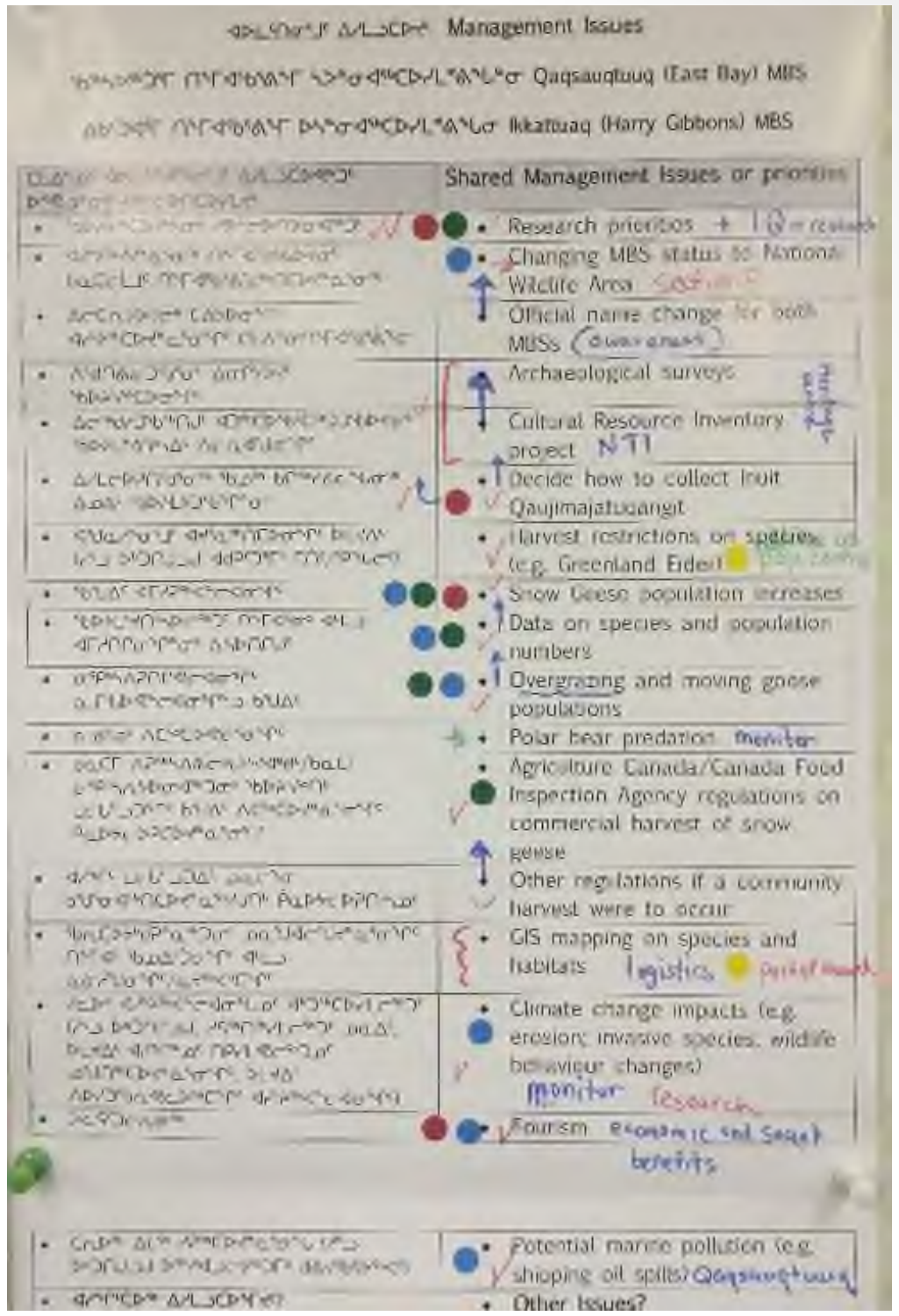

Management Issues

Qaqsauqtuuq (East Bay) MBS

Ikkattuaq (Harry Gibbons) MBS

Shared Management Issues or priorities

- Research priorities + IQ = research
- Changing MBS status to National Wildlife Area
- Official name change for both MBSs (awareness)
- Archaeological surveys
- Cultural Resource Inventory project NTI
- Decide how to collect Inuit Qaujimajatuqangit
- Harvest restrictions on species (e.g. Greenland Eider)
- Snow Geese population increases
- Data on species and population numbers
- Overgrazing and moving goose populations
- Polar bear predation monitor
- Agriculture Canada/Canada Food Inspection Agency regulations on commercial harvest of snow geese
- Other regulations if a community harvest were to occur
- GIS mapping on species and habitats logistics
- Climate change impacts (e.g. erosion, invasive species, wildlife behaviour changes) monitor research
- Tourism economic and social benefits
- Potential marine pollution (e.g. shipping oil spills) Qaqsauqtuuq
- Other Issues?

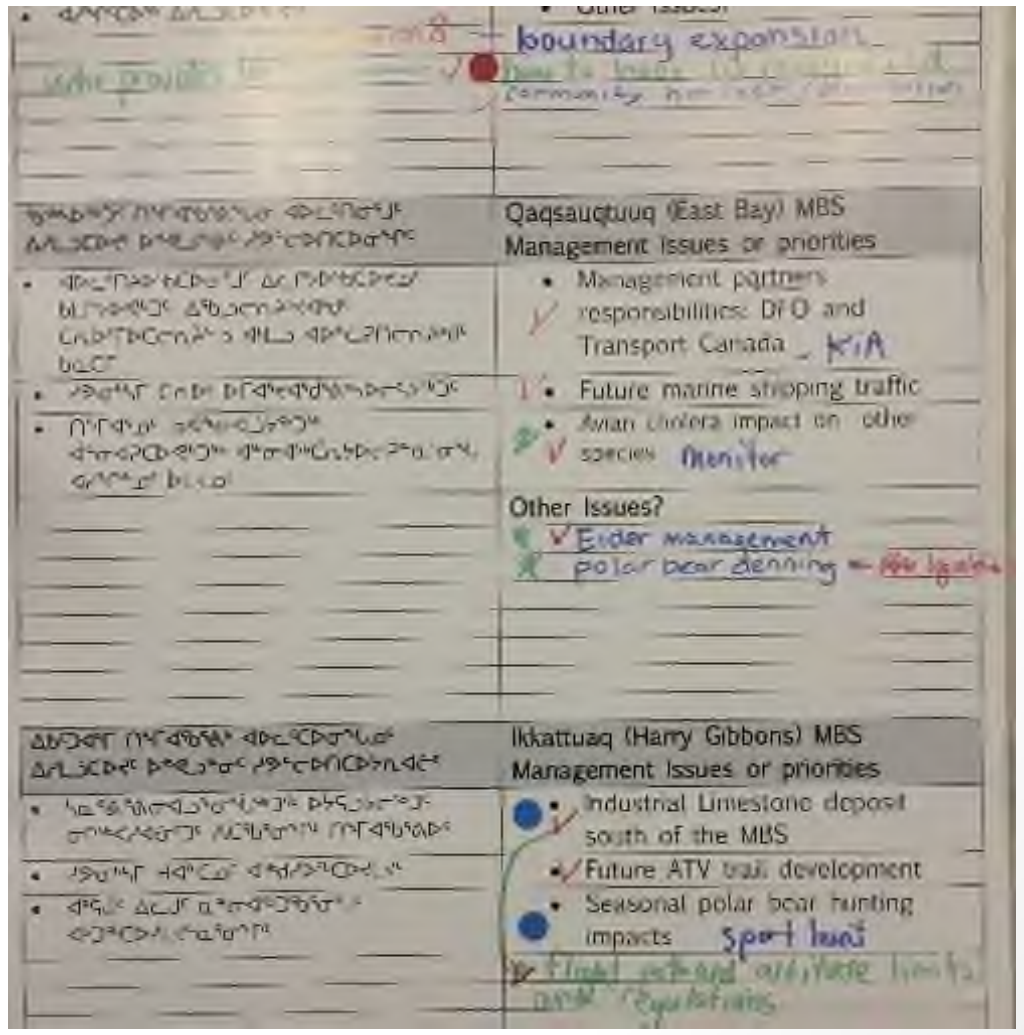

- Other Issues?

boundary expansion

Qaqsauqtuuq (East Bay) MBS Management Issues or priorities

- Management partners responsibilities: DFO and Transport Canada KIA
- Future marine shipping traffic
- Avian cholera impact on other species monitor

Other Issues?

Eider management

polar bear denning

Ikkattuaq (Harry Gibbons) MBS Management Issues or priorities

- Industrial Limestone deposit south of the MBS
- Future ATV trail development
- Seasonal polar bear hunting impacts sport hunt

ᐊᐅᓚᕐᑎᓂᕐᒧᑦ ᐃᓱᒪᒃᓴᖅᓱᐅᕈᑎᒃᓴᐃᑦ
Management Considerations

ᐱᑕᖃᖅᑐᖃᖏᓚᖅ ᐱᒻᒪᕆᐅᔪᓂᒃ ᒫᓐᓇᑲᐅᑎᒋᔪᓐᓃᑦ ᐅᓗᕆᐊᓇᕈᑕᐅᔪᓂᒃ, ᑭᓯᐊᓂᓕᑕᐅᖅ:

1. ᑎᖕᒥᐊᖅᑲᕐᕕᐅᓂᕐᒧᑦ ᐃᓕᑕᕆᔭᐅᓂᖓᑦ ᑎᒃᑯᐊᖅᑕᐅᓯᒪᓂᖅ
    - ᓴᐳᓐᓂᐊᖅᑕᐅᓯᒪᕐᑎᐊᒃᑲᓐᓂᕆᐊᖃᖅᑐᖅ
    - ᑎᖕᒥᐊᕐᓃᓐᓇᐅᔪᓐᓃᖅᑐᖅ
2. ᑲᖑᐃᑦ ᐊᒥᓲᓂᖏᑦ ᐊᒻᒪᓗ ᓅᓇᒦᖃᑦᑕᕐᓂᖏᑦ
    - ᐊᒥᓲᓗᐊᓕᖅᑐᑦ
    - ᐆᒪᔪᕐᓂᒃ ᐊᓯᖏᓐᓂᒃ ᐊᒃᑐᖅᓯᕙᓪᓕᐊᖕᒪᑕ ᐱᕝᕙᑕᐅᓗᑎᒃ ᓇᒻᒪᖏᑦᑐᒥᒃ

No significant or immediate threats, but:

1. MBS designation
    - need better protection
    - not just birds
2. Light geese population and habitat
    - too many
    - impact on other species

ᑐᑦᑐ Caribou

ᕿᓚᓗᒐᖅ Beluga

ᑲᖑ ᖃᕕᖅ Snow goose

ᐊᐅᓚᕐᑎᓂᕐᒧᑦ ᐃᓱᒪᒃᓴᖅᓯᐅᕈᑎᒃᓴᐃᑦ
Management Considerations

3. ᓯᓚᐅᑉ ᐊᓯᔾᔨᖅᐸᓪᓕᐊᓂᖓ
    - ᐊᒃᑐᖅᑕᐅᕙᓪᓕᐊᔪᑦ ᐅᔾᔨᕐᓇᖅᓯᖕᒪᑕ
    - ᐊᐅᓚᕐᑎᓂᖃᕐᕕᒋᖕᒋᑕᕗᑦ
4. ᓄᓇᓖᑦ ᐃᓄᐃᑦ ᐃᓚᐅᔭᕆᐊᖃᖅᑐᑦ ᐊᒻᒪᓗ ᖃᐅᔨᒪᔭᕆᐊᖃᖅᓱᑎᒃ
    - ᖃᐅᔨᓴᖅᑕᐅᔪᓂᒃ
    - ᐃᓚᒋᔭᐅᔭᕆᐊᖃᕐᓂᖕᒋᓐᓂᒃ ᐊᑐᖅᑕᐅᓗᑎᒃ ᐃᓄᐃᑦ ᖃᐅᔨᒪᔭᑐᖃᖕᒋᑦ ᓄᓇᓕᖕᓂ ᐃᑲᔪᕐᓂᖃᕐᓂᐊᕐᒪᑕ

3. Climate Change
    - effects are noticed
    - out of our control
4. Community participation and awareness
    - research
    - inclusion of Inuit Qaujimajatuqangit
    - local benefits

ᐊᐅᓚᑦᑎᓂᕐᒧᑦ ᐃᓱᒪᒃᓴᖅᓯᐅᕈᑎᒃᓴᐃᑦ
Management Considerations

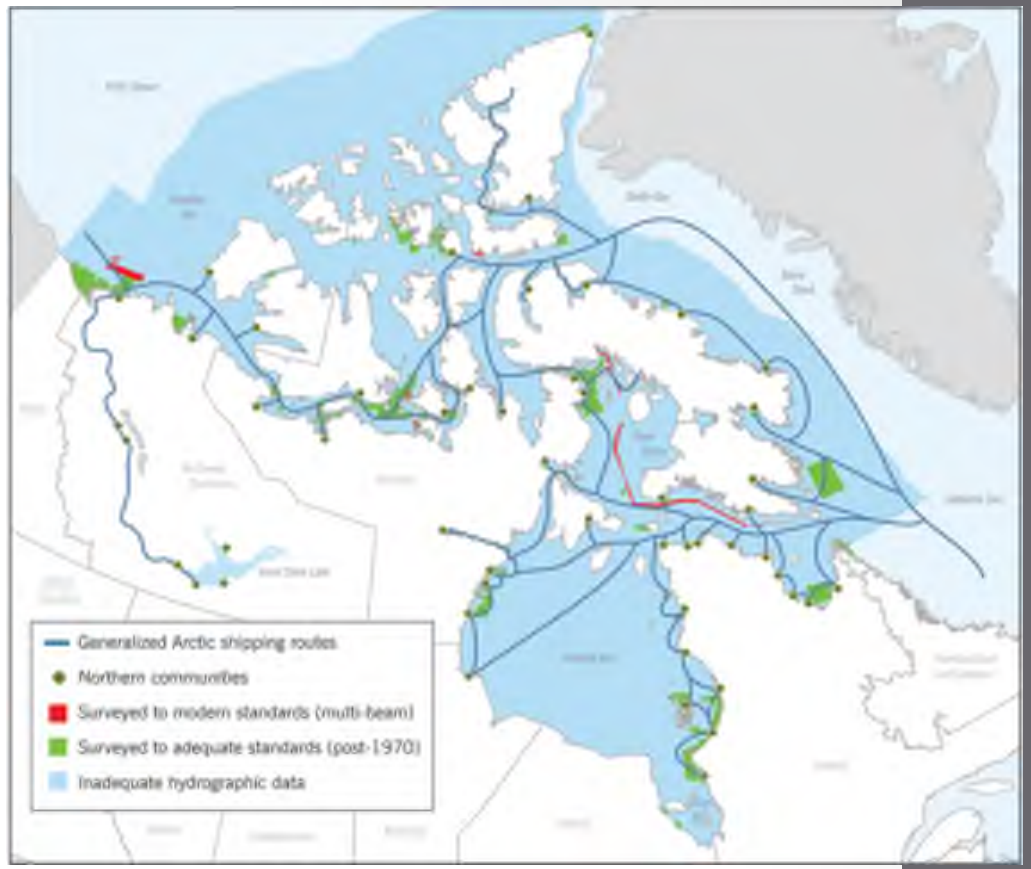
Generalized Arctic shipping routes
Northern communities
Surveyed to modern standards (multi-beam)
Surveyed to adequate standards (post-1970)
Inadequate hydrographic data

5. ᑭᓇᒃᑯᓐᓄᑐᐃᓐᓇᖅ ᐱᓕᕆᐊᖑᕙᓪᓕᐊᔪᑦ
   - ᐅᒥᐊᕐᔪᐊᖅᐸᓪᓕᐊᓕᕐᓂᖅ
   - ᐊᒥᓱᕈᖅᐸᓪᓕᐊᓂᖏᑦ ᑎᑭᑉᐸᓕᖅᑐᑦ
   - ᐊᑭᓖᑎᑦᑎᕙᖕᓂᖅ ᐊᖑᓇᓱᖕᒋᐊᕈᔾᔨᕙᖕᓂᕐᒧᑦ
6. ᖃᐅᔨᒪᔭᐅᔭᕆᐊᓕᑦ ᐱᑕᖃᙱᓐᖏᑦ
   - ᐱᐅᓯᑐᖃᕐᒥᒍᑦ ᐊᕙᑎᖓᓂ ᓄᓇᒥᐅᑕᐃᓪᓗ ᐆᒪᔪᐃᓪᓗ ᐱᑕᖃᕐᓂᖏᑦ, ᐱᓗᐊᖅᑐᒥᒃ ᐃᓄᖃᕐᕕᐅᕙᓚᐅᕐᓂᖏᓐᓂᒃ ᕿᒪᑯᑐᖃᐃᑦ
   - ᑕᕆᐅᒥᐅᑕᓂᒃ ᐆᒪᔪᖏᑦ, ᐃᖃᓗᒐᓴᐃᓪᓗ ᐊᔾᔨᖏᑦᑐᑦ

5. Human Activities
   - shipping
   - increased access
   - sport hunting
6. Information missing
   - Cultural resources, especially archaeology
   - marine habitat, fish

ᐊᐅᓚᑦᑎᓂᕐᒧᑦ ᐃᓱᒪᒃᓴᖅᓯᐅᕈᑎᒃᓴᐃᑦ (ᖃᖅᓴᖅᑑᕐᒦᓐᓇᖅ)
Management Considerations (*Qaqsauqtuuq only*)

Sébastien Descamps

ᐅᓗᕆᐊᓇᕈᑕᐅᓂᖏᑦ ᒥᑎᕕᖕᖕᒐᐊᓄᑦ ᕿᑭᖅᑕᑯᓗᖕᒥ
- ᓄᕙᓘᔭᕐᓂᕐᒥᒃ ᑎᖕᒥᐊᕐᓄᑦ ᐊᖕᓂᐊᖅᑖᕆᔭᐅᕙᒃᑐᑦ
- ᓇᓄᐃᑦ

Threats to eider colony at Qikiqtakuluk
- Avian cholera
- Polar bear

ᓇᓄᖅ **Polar Bear**

ᑕᐅᑐᒐᓂᓴᐅᔪᑦ, ᑐᕋᒐᓂᓴᐅᔪᑦ, ᐃᓂᖅᑕᐅᔪᒪᔪᓪᓗ
Vision, Goals, and Objectives

ᑕᐅᑐᒐᓂᓴᐅᔪᑦ
ᐅᓂᒃᑳᖅᑐᑦ ᓇᐅᒃᑯᑦ
ᓴᐳᓐᓂᐊᖅᑕᐅᓂᐊᕐᒪᖕᒐᑕ
ᐃᓕᑕᕆᔭᐅᔪᑦ
ᓴᐳᓐᓂᐊᖅᑕᐅᓯᒪᓂᖕᒋᑦ

Vision
A description of what the protected area should be
Incorporates the protected area's purpose

ᐊᐅᓚᑦᑎᓂᕐᒧᑦ ᑐᕌᒐᖕᒋᑦ
ᐅᖃᕈᑏᑦ ᓇᓗᓇᐃᔭᐃᓂᖅ
ᑐᕌᒐᓂᓴᐅᔪᓂᒃ ᑕᐅᑐᒐᓂᓴᐅᔪᑦ
ᐊᒻᒪᓗ ᖃᓄᖅ
ᐊᖕᒍᒪᔭᐅᓂᐊᕐᒪᖕᒐᑕ
ᐋᖅᑭᐅᒪᑎᑕᐅᓗᑎᒡᓗ

Management Goals
Statements that provide targets for how the vision will be met and maintained

ᐊᐅᓚᑦᑎᓂᕐᒧᑦ
ᐃᓂᖅᑕᐅᔪᒪᓂᖕᒋᑦ
ᓇᓗᓇᐃᔭᐃᔨᐅᕗᑦ ᖃᓄᖅ
ᐱᔭᕆᖅᑕᐅᓂᐊᕐᒪᖕᒐᑕ ᐊᑐᓂ
ᑐᕌᒐᓂᓴᐅᔪᑦ

Management Objectives
Provide direction on how to achieve each goal

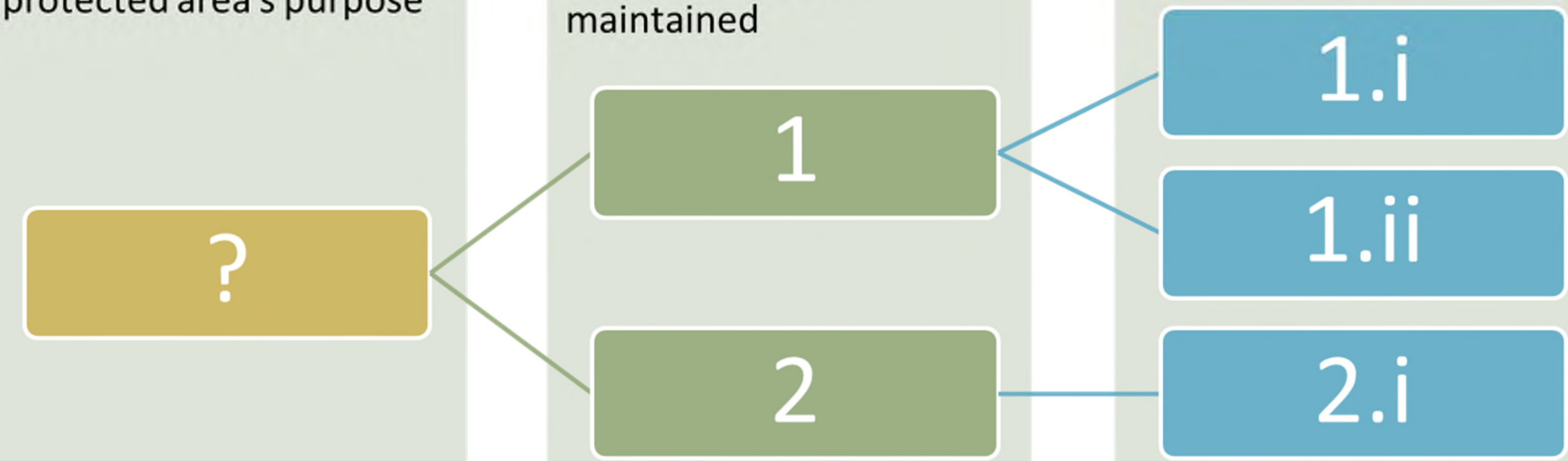

ᑕᐅᑐᒐᓇᔭᐅᔪᖅ ᑎᖅᒥᐊᖃᕐᕕᖕᓄᑦ ᓴᐳᓐᓂᐊᖅᑕᐅᓯᒪᕕᖕᓄᑦ
Vision for the MBSs

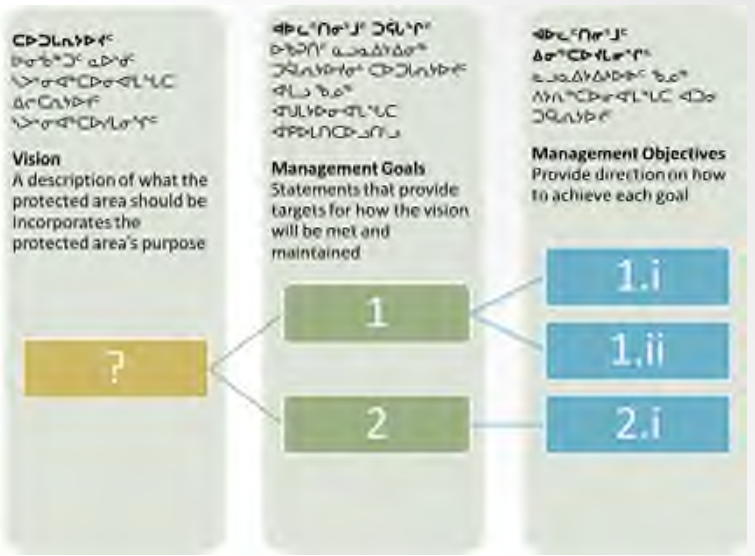

Vision
A description of what the protected area should be incorporates the protected area's purpose

Management Goals
Statements that provide targets for how the vision will be met and maintained

Management Objectives
Provide direction on how to achieve each goal

“ᑎᖅᒥᐊᖃᕐᕖᑦ ᓴᐳᓐᓂᐊᖅᑕᐅᓯᒪᕕᖏᑦ ᐊᐅᓚᑕᐅᓂᐊᖅᑐᑦ ᐅᔾᔨᖅᑐᕐᑎᐊᕈᒪᓂᕐᒧᑦ ᐊᑯᓂᐅᓂᐊᖅᑐᖅ ᓴᐳᓐᓂᐊᖅᑕᐅᓂᖏᓐᓄᑦ ᓄᓇᖏᑦ ᐊᒻᒪᓗ ᐃᒪᐃᑦ ᑕᒪᐃᓐᓄᑦ ᐱᑕᖃᕐᓗᑎᒃ ᐆᒪᔪᕐᓄᑦ, ᐃᓄᐃᑦ ᐱᔪᓐᓇᐅᑎᖃᕐᕕᖏᓐᓄᑦ, ᐱᑕᖃᐃᓐᓇᕐᓂᖏᓐᓄᓗ ᑕᐃᒪᖓᑦ ᐃᓅᓂᕐᒥᓂᒃ, ᐃᓱᒪᒃᓴᖅᓯᐅᕈᑎᖏᓐᓇᕐᓗᓂᖏᑦ ᐊᑐᖃᑦᑕᕐᓗᑎᒃ ᐃᓄᐃᑦ ᖃᐅᔨᒪᔭᑐᖃᖏᑦ ᑕᒪᐃᓐᓂᑦᑎᐊᖅ ᐃᓱᒪᓕᐅᕈᑎᒋᔭᕆᐊᖃᖅᑕᖏᓐᓂᒃ.”

“The MBSs will be managed to ensure the long-term conservation and protection of the land and water for all wildlife, Inuit rights and their heritage while considering Inuit Qaujimajatuqangit in all decisions.”

© Jason Caswell

ᑎᕆᒐᓐᓂᐊᖅ Arctic Fox

ᐊᐅᓚᖅᑎᓂᕐᒧᑦ ᑐᕌᒐᖏᑦ
Management Goals

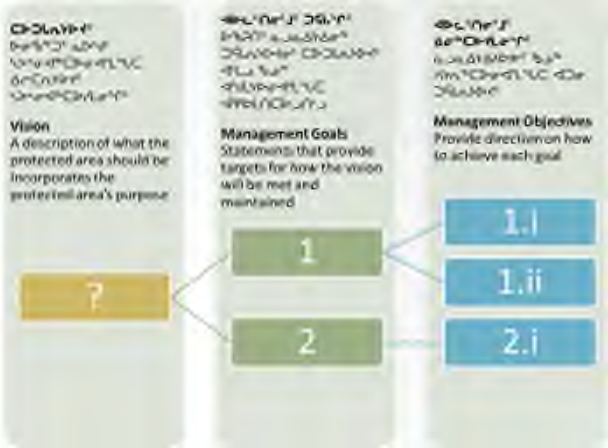

Vision
A description of what the protected area should be
Incorporates the protected area's purpose
Management Goals
Statements that provide targets for how the vision will be met and maintained
Management Objectives
Provide direction on how to achieve each goal
?
1
2
1.i
1.ii
2.i

“ᑎᖏᐊᖃᕐᕖᑦ ᓵᐳᓐᓂᐊᖅᑕᐅᓯᒪᕕᖏᑦ
ᐊᐅᓚᑕᐅᓂᐊᖅᑐᑦ ᐅᔾᔭᖅᑐᑦᑎᐊᕈᒪᓂᕐᒧᑦ
ᐊᑯᓂᐅᓂᐊᖅᑐᖅ ᓵᐳᓐᓂᐊᖅᑕᐅᓂᖏᓐᓄᑦ
ᓄᓇᖏᑦ ᐊᒻᒪᓗ ᐃᒪᐃᑦ ᑕᒪᐃᓐᓄᑦ ᐱᑕᖃᕐᓗᑎᒃ
ᐆᒪᔪᕐᓄᑦ, ᐃᓄᐃᑦ ᐱᔪᓐᓇᐅᑎᖃᕐᕕᖏᓐᓄᑦ,
ᐱᑕᖃᐃᓐᓇᕐᓂᖏᓐᓄᓗ ᑕᐃᒪᖓᑦ ᐃᓅᓂᕐᒥᓂᒃ,
ᐃᓱᒪᒃᓴᖅᓯᐅᕈᑎᒋᓐᓇᕐᓗᓂᒋᑦ ᐊᑐᖃᑦᑕᕐᓗᑎᒃ
ᐃᓄᐃᑦ ᖃᐅᔨᒪᔭᑐᖃᖏᑦ ᑕᒪᐃᓐᓂᕐᑎᐊᖅ
ᐃᓱᒪᓕᐅᕈᑎᒋᔭᕆᐊᖃᖅᑕᖏᓐᓂᒃ.”

ᓵᐳᓐᓂᐊᖅᑕᐅᓂᖏᑦ ᓄᓇᐃᑦ ᐊᒻᒪᓗ ᐃᒪᐃᑦ ᐱᑕᖃᕐᓂᖏᑦ ᐆᒪᔪᕐᓄᑦ, ᐃᓄᐃᑦ ᐱᔪᓐᓇᐅᑎᖃᕐᕕᖏᓐᓄᑦ ᐊᒻᒪᓗ ᐱᑕᖃᐃᓐᓇᕐᓂᖏᓐᓄᑦ ᑕᐃᒪᖓᑦ ᐃᓅᓂᕐᒥᓂᒃ

ᐅᔾᔭᖅᑐᑦᑎᐊᕐᓂᖅ ᓄᓇᓖᑦ ᖃᐅᔨᒪᑎᑕᐅᑦᑎᐊᖃᑦᑕᕿᐊᖃᕐᓂᖏᓐᓂᒃ, ᐃᓚᒋᔭᐅᔭᕆᐊᖃᕐᓂᖏᓐᓂᒃ ᐊᒻᒪᓗ ᐃᑲᔪᖅᑕᐅᕚᓪᓕᕈᑕᐅᔪᓐᓇᕐᓂᖏᓐᓂᒃ

ᐊᒃᑐᖅᑕᐅᓂᕐᓗᒃᑎᑦᑎᑕᐃᓕᒪᐃᓐᓇᕐᓂᖅ ᑭᓇᒃᑯᑐᐃᓐᓇᕐᓄᑦ ᐱᓕᕆᐊᖑᕙᖕᓂᖏᓐᓄᑦ ᓄᓇᒥᐅᑕᖏᑦ, ᐃᒪᕐᒥᐅᑕᖏᓪᓗ ᐊᑐᖅᑕᐅᔪᓐᓇᕐᓂᖏᓐᓂ

“The MBSs will be managed to ensure the long-term conservation and protection of the land and water for all wildlife, Inuit rights and their heritage while considering Inuit Qaujimajatuqangit in all decisions.”

Protect the land and water for all wildlife, Inuit rights and heritage

Ensure local awareness, participation and benefits

Minimize the impacts of human activities on resources

ᐊᐅᓚᔾᑎᓂᕐᒧᑦ ᐃᓂᖅᑕᐅᔪᒪᓂᖏᑦ
Management Objectives

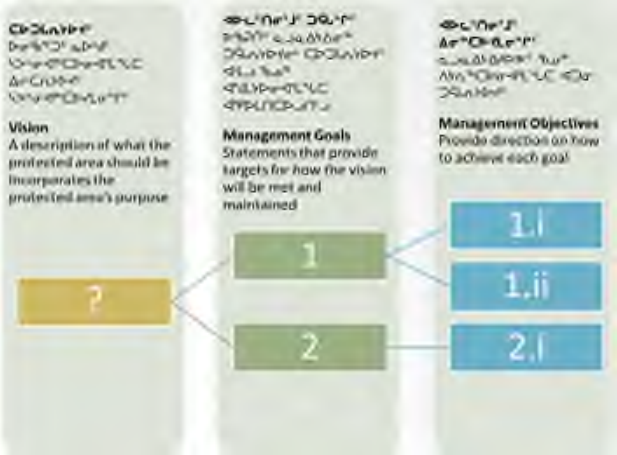
Vision
A description of what the protected area should be incorporates the protected area's purpose
Management Goals
Statements that provide targets for how the vision will be met and maintained
Management Objectives
Provide direction on how to achieve each goal
?
1
2
1.i
1.ii
2.i

ᓴᐳᓐᓂᐊᖅᑕᐅᓂᖏᑦ ᓄᓇᐃᑦ ᐊᒻᒪᓗ ᐃᒪᐃᑦ ᐱᑕᖃᕐᓂᖏᑦ ᐆᒪᔪᕐᓄᑦ, ᐃᓄᐃᑦ ᐱᔪᓐᓇᐅᑎᖃᕐᕕᖏᓐᓄᑦ ᐊᒻᒪᓗ ᐱᑕᖃᐃᓐᓇᕐᓂᖏᓐᓄᑦ ᑕᐃᒪᖓᑦ ᐃᓅᓂᕐᒥᓂᒃ

- ᐱᓕᕆᐊᖅᑲᖅᐸᓪᓕᐊᓂᖅ ᐊᓯᔾᔨᓂᖅ ᑲᓇᑕᒥ ᑎᖕᒥᐊᖅᑭᕐᕕᖕᒥᒃ ᓴᐳᓐᓂᐊᖅᑕᐅᓯᒪᕕᖕᒥᒃ ᑕᐃᒃᑯᓄᖓ ᑲᓇᑕᒥ ᐆᒪᔪᖅᑲᕐᕕᐅᓂᕐᒧᑦ ᓴᐳᓐᓂᐊᖅᑕᐅᓯᒪᕝᕕᖕᒧᑦ
- ᐃᑲᔪᖅᓱᐃᓗᑎᒃ ᖃᐅᔨᓴᖅᑕᐅᕙᓪᓕᐊᓂᖏᓐᓂᒃ ᓇᐅᑦᑎᖅᑐᖅᑕᐅᕙᓪᓕᐊᓂᖏᓐᓂᓪᓗᓐᓃᑦ ᖃᐅᔨᒪᔪᑕᐅᕙᒃᑐᓂᒃ ᐊᐅᓚᑕᐅᓂᖓᓂᒃ ᑎᖕᒥᐊᖅᑭᕝᕕᐅᑉ ᐅᕝᕙᓗᓐᓃᑦ ᐃᑲᔪᕐᓂᖅᑲᕐᓂᐊᖅᑐᓂᒃ ᖃᐅᔨᒪᔭᐅᖏᓂᖏᓐᓂᒃ ᖃᐅᔨᕙᓪᓕᐊᓂᕐᒧᑦ
- ᑐᑭᓕᐅᕐᓂᕐᒧᑦ ᐃᓚᖅᑲᕐᓗᑎᒃ, ᐃᑲᔪᖅᑎᖅᑲᕐᓗᑎᓪᓗ ᑲᑐᔾᔨᖅᑲᑎᖏᖑᔪᓂᒃ ᑎᑎᕋᖅᐸᓪᓕᐊᔪᓐᓇᖅᑐᓂᒃ ᐱᐅᓯᑐᖃᖅᑎᒍᑦ ᐊᕙᑎᖓᓂ ᓄᓇᒥᐅᑕᓂᒃ ᐊᒻᒪᓗ ᐆᒪᔪᐃᑦ ᐱᑕᖃᕐᓂᖏᓐᓂᒃ
- ᖃᐅᔨᒪᔭᐅᑦᑎᐊᒃᑲᓐᓂᕐᓗᑎᒃ ᑎᖕᒥᐊᖅᑭᕝᕕᐅᓂᖏᑦ

Protect the land and water for all wildlife, Inuit rights and heritage

- Work towards converting the MBSs to National Wildlife Areas
- Support research or monitoring which informs the management of the MBSs or serves to fill knowledge gaps
- Coordinate with and support partner organizations to document the cultural resources
- Increase awareness of the MBSs

ᐊᐅᓚᕐᑎᓂᕐᒧᑦ ᐃᓂᖅᑕᐅᔪᒪᓂᖏᑦ
Management Objectives

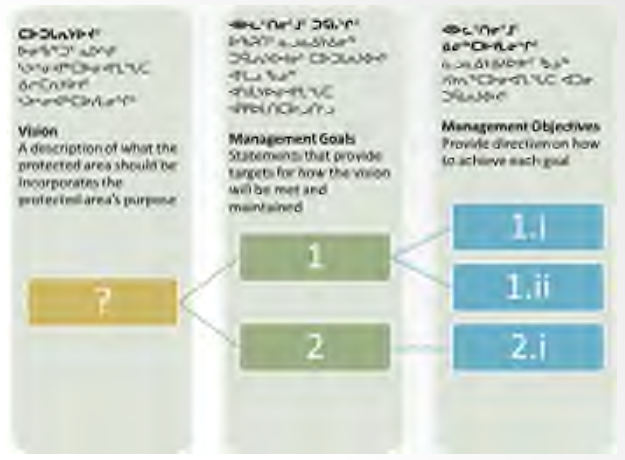
Vision
A description of what the protected area should be incorporates the protected area's purpose
Management Goals
Statements that provide targets for how the vision will be met and maintained
Management Objectives
Provide direction on how to achieve each goal
?
1
2
1.i
1.ii
2.i

**ᐅᔾᔨᖅᑐᑦᑎᐊᕐᓂᖅ
ᓄᓇᓖᑦ
ᖃᐅᔨᒪᑎᑕᐅᑦᑎᐊᖅ
ᑦᑕᕿᐊᖃᕐᓂᖏᓐᓂᒃ,
ᐃᓚᒋᔭᐅᔭᕆᐊᖃᕐᓂ
ᖏᓐᓂᒃ ᐊᒻᒪᓗ
ᐃᑲᔪᖅᑕᐅᕚᓪᓕᕈᑕ
ᐅᔪᓐᓇᕐᓂᖏᓐᓂᒃ**

- ᓴᕿᑎᑦᑎᓗᑎᒃ ᑐᓴᐅᒪᔭᐅᑎᑦᑎᖃᑦᑕᕐᓂᕐᒧᑦ ᐸᕐᓇᐅᑎᒃᓴᓂᒃ ᐊᑑᑎᖃᕐᓂᐊᖅᑐᓂᒃ ᖃᐅᔨᒪᑎᑦᑎᕙᓕᐊᔪᒪᓂᕐᒧᑦ ᐊᒻᒪᓗ ᑐᓴᐅᒪᔭᐅᑎᑦᑎᖃᑕᕐᓂᕐᒥᒃ ᖃᐅᔨᔭᐅᕙᓪᓕᐊᔪᓂᒃ, ᐅᖃᐅᓯᐅᔪᓐᓇᖃᑦᑕᕐᓗᑎᒡᓗ ᐃᓱᒪᓘᑕᐅᓂᖏᑦ ᐃᓄᖕᓄᑦ ᐊᒻᒪᓗ ᐃᓄᐃᑦ ᐃᓱᒪᒋᔭᖏᑦ, ᖃᐅᔨᓴᖅᑕᐅᓂᐊᖅᑐᓂᒃ ᓯᕗᓪᓕᐅᑎᑕᐅᓂᐊᖅᑐᓂᒃ ᐱᓕᕆᓂᖏᓐᓂ
- ᐱᔩᒥᓴᐃᖃᑦᑕᕐᓗᑎᒃ ᓴᓪᓕᕐᒥᐅᑕᓂᒃ ᐃᖅᑲᓇᐃᔭᖃᑕᐅᔪᓐᓇᕐᓂᖏᓐᓂᒃ ᐊᒻᒪᓗ ᐃᓱᒻᒥᖅᓴᐃᔨᐅᖃᑕᐅᔪᓐᓇᕐᓂᖏᓐᓂᒃ ᐱᔾᔪᑎᖃᖅᑐᓂᒃ ᖃᐅᔨᓴᖅᑕᐅᓂᐊᖅᑐᓂᒃ ᐊᒻᒪᓗ ᓇᐅᑦᑎᖅᑐᕆᐊᖅᑕᐅᖃᑦᑕᕐᓂᐊᖅᑐᓂᒃ
- ᖃᐅᔨᒪᔭᐅᓂᖅᓴᐅᓕᕐᓗᑎᒃ ᓄᓇᓕᖕᓂ ᐱᓕᕆᕕᐅᔪᓐᓇᕐᓂᖏᓐᓂᒃ ᑎᖕᒥᐊᖃᕐᕕᐅᔪᑦ ᓴᐳᓐᓂᐊᖅᑕᐅᓯᒪᕝᕕᖏᓐᓂ

Ensure local awareness, participation and benefits

- Develop a communication plan to facilitate information and knowledge sharing, discuss concerns and input into research priorities
- Encourage Salliqmiut employment and mentorship in research and monitoring
- Increase local awareness of permitted activities within the MBSs

ᐊᐅᓚᕐᑎᓂᕐᒧᑦ ᐃᓂᖅᑕᐅᔪᒪᓂᖏᑦ
Management Objectives

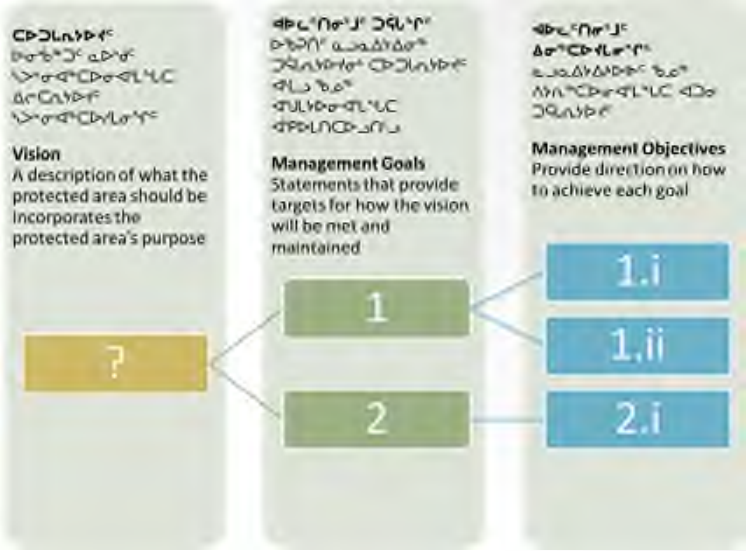
Vision
A description of what the protected area should be Incorporates the protected area's purpose
?
Management Goals
Statements that provide targets for how the vision will be met and maintained
1
2
Management Objectives
Provide direction on how to achieve each goal
1.i
1.ii
2.i

ᐊᒃᑐᖅᑕᐅᓂᕐᔪᒃᑎᑦᑎᑕ ᐃᓕᒪᐃᓐᓇᕐᓂᖅ ᑭᓇᒃᑯᑐᐃᓐᓇᕐᓄᑦ ᐱᓕᕆᐊᖑᕙᖕᓂᖏᓐᓄᑦ ᓄᓇᒥᐅᑕᖏᑦ, ᐃᒪᕐᒥᐅᑕᖏᓪᓗ ᐊᑐᖅᑕᐅᔪᓐᓇᕐᓂᖏᓐᓂ

- ᐅᔾᔨᖅᑐᑦᑎᐊᕈᓐᓇᕐᓗᑎᒃ ᐱᔪᓐᓇᐅᑎᖃᕆᐊᖃᕐᓂᕐᒥᒃ ᑲᒪᒋᔭᐅᕙᖕᓂᖏᓐᓂᒃ, ᐊᑐᖅᑕᐅᔭᕆᐊᖃᕐᓂᖏᓐᓂᓗ, ᒪᓕᒃᑕᐅᑦᑎᐊᖃᑕᕐᓗᑎᓪᓗ
- ᐱᔫᒥᓴᐃᓂᖅ ᐱᐅᓂᖅᐹᖑᔪᓂᒃ ᐱᐅᓯᖃᖁᔨᓂᖅ ᐸᒡᕙᓴᐃᓇᖏᓂᖅᓴᐅᔪᓂᒃ ᓱᕋᖅᑎᕆᓗᑕᐅᓂᐊᖏᑦᑐᓂᓪᓗᓐᓃᑦ ᓄᓇᒥᐅᑕᕆᔭᐅᔪᓂᒃ
- ᐃᓚᐅᖃᑕᕐᓂᖅ ᐊᕙᒃᑐᖅᓯᒪᓂᖏᓐᓂ ᑲᒪᒋᔭᐅᕙᓪᓕᐊᓕᖅᑐᓂᒃ, ᐱᒋᐊᖅᑎᑕᐅᔪᒪᔪᓂᓪᓗᓐᓂᑦ ᐱᓕᕆᐊᒃᓴᓂᒃ ᐃᑲᔪᕐᓂᕐᒧᑦ ᓴᐳᓐᓂᐊᖅᑕᐅᓂᖏᓐᓂᒃ ᑎᖕᒥᐊᖃᕐᕖᑦ, ᓄᓇᐃᓪᓗ ᖃᓂᒋᔭᖏᓃᑦᑐᑦ

Minimize the impacts of human activities on resources

- Ensure the permitting processes are being respected
- Promote best practices to minimize the disturbance or destruction of resources
- Participate in regional processes or initiatives that support the conservation of the MBSs and surrounding areas

ᐊᐅᓚᑦᑎᓂᖏᓐᓂ ᖃᓄᐃᓕᖓᓂᐊᕐᓂᖏᑦ

Management Approaches

ᐊᐅᓚᑦᑎᓂᖏᓐᓂᒃ ᖃᓄᐃᓕᖓᓂᐊᖅᑐᑦ ᐅᖃᐅᓯᖃᓲᖑᕗᑦ ᖃᓄᐃᓕᐅᕈᑕᐅᓂᐊᓕᖅᑐᓂᒃ ᐊᒃᓱᕈᑕᐅᔪᓐᓇᖅᑐᓂᒃ ᐊᐅᓚᑦᑎᓇᓱᖕᓂᕐᒧᑦ, ᐊᖑᒪᔭᐅᓗᑎᒡᓗ ᐊᐅᓚᑦᑎᓂᕐᒧᑦ ᐱᓕᕆᐊᖑᐊᓂᒍᒪᓯᒪᔪᑦ

- ᐱᐅᓯᑐᖃᕐᑎᒍᑦ ᐊᕙᑎᖓᓂ ᓄᓇᒥᐅᑕᖏᑦ ᐊᒻᒪᓗ ᐆᒪᔪᐃᑦ ᐱᑕᖃᕐᓂᖏᑦ
- ᐆᒪᔪᐃᓪᓗ ᐆᒪᔪᕐᓄᓪᓗ ᓇᔪᒐᕆᔭᐅᕙᖕᓂᖏᓐᓂᒃ ᐊᐅᓚᑦᑎᓂᖅ
- ᓇᐅᑦᑎᖅᑐᕆᐊᖅᑕᐅᖃᑦᑕᐃᓐᓇᕐᓂᖏᑦ ᐊᒻᒪᓗ ᖃᐅᔨᓴᖅᑕᐅᖃᑕᕐᓂᖏᑦ
- ᐃᓄᓕᒫᓂᒃ ᖃᐅᔨᒪᑎᑦᑎᕙᓪᓕᐊᓂᖅ ᐊᒻᒪᓗ ᖃᐅᔨᒪᔭᐅᔪᒃᓴᐅᓂᖏᓐᓂᒃ ᐊᐅᓚᑦᑎᕙᖕᓂᖅ

Management Approaches outline ways to address the Management Challenges, while meeting the Management Goals

- Cultural Resources Management
- Wildlife and wildlife habitat Management
- Monitoring and Research
- Public Awareness and Information Management

ᐊᐅᓚᑦᑎᓂᖏᓐᓂ ᖃᓄᐃᓕᖓᓂᐊᕐᓂᖏᑦ
Management Approaches

ᐱᐅᓯᑐᖃᖅᑎᒍᑦ ᐊᕙᑎᖓᓂ ᓄᓇᒥᐅᑕᖏᑦ ᐊᒻᒪᓗ ᐆᒪᔪᐃᑦ ᐱᑕᖃᕐᓂᖏᑦ

ᐅᔾᔨᖅᑐᑦᑎᐊᖃᑕᕐᓂᖅ ᓴᐳᓐᓂᐊᖅᑕᐅᓂᖏᓐᓂᒃ ᐃᓄᖃᕐᕕᐅᕙᓚᐅᖅᑐᑐᖃᐃᑦ ᕿᒪᑯᕕᓂᖃᕐᕕᐅᓂᖏᑦ, ᐃᓄᐃᑦ ᐅᖃᐅᓯᑐᖃᖏᑦ, ᐃᓄᐃᑦ ᓄᓇᒥᓂᒃ ᐃᒪᖁᑎᖏᓐᓂᓪᓗ ᑕᐃᒎᓯᑐᖃᖏᑦ, ᐃᓚᔭᐅᕙᓪᓕᐊᓗᑎᒃ ᖃᐅᔨᒪᔭᐅᕙᓪᓕᐊᔪᓄᑦ, ᑎᑎᕋᖅᑕᐅᕙᓪᓕᐊᖃᑦᑕᐃᓐᓇᕐᓗᑎᒃ ᐊᒻᒪᓗ ᓄᓇᙳᐊᓕᐅᖃᑦᑕᕐᓗᑎᒃ

Cultural Resources Management

Ensure preservation of archeological sites, Inuit language, and Inuit place names and add to knowledge through inventory and mapping projects

ᐊᐅᓚᕐᑎᓂᖏᓐᓂ ᖃᐅᐃᓕᖕᒪᓂᐊᕐᓂᖏᑦ

Management Approaches

ᐆᒪᔪᐃᓪᓗ ᐆᒪᔪᕐᓄᓪᓗ ᓇᔪᒐᕆᔭᐅᕙᓐᓂᖏᓐᓂᒃ ᐊᐅᓚᕐᑎᓂᖅ

- ᐊᓯᔾᔨᖅᑕᐅᓗᓂ ᐃᓕᑕᕆᔭᐅᓂᖓᓄᑦ ᑎᒃᑯᐊᖅᑕᐅᓯᒪᓂᖓ ᑲᓇᑕᒥ ᐆᒪᔪᖃᕐᕕᐅᓂᕐᒧᑦ, ᐱᔾᔪᑕᐅᔪᓐᓇᕐᒪᑦ ᐊᓯᔾᔨᖅᑕᐅᔪᓐᓇᕐᓂᖏᓐᓂᒃ ᑭᓪᓕᖃᕐᕕᐅᓂᖏᑦ
- ᐊᒥᓱᒐᓴᖕᓂᒃ ᖃᓄᐃᓕᐅᕈᑕᐅᓂᐊᖅᑐᓂᒃ ᐃᑲᔪᖅᓱᐃᓗᑎᒃ ᐊᐅᓚᑎᔾᔪᑎᒃᓴᓄᑦ ᑲᖑᐃᑦ ᐊᒥᓱᓂᖏᓐᓂᒃ
  - ᐱᔫᒥᓴᐃᓂᖅ ᓄᓇᓕᖕᓂ ᑲᖑᖅᓯᐅᖃᑦᑕᕐᑯᔨᕙᖕᓂᕐᒥᒃ, ᑐᓂᐅᖃᐃᖃᑦᑕᐅᑎᕙᖕᓂᖅ ᐊᐃᑦᑐᕙᓪᓗᑎᒃ ᐃᓄᖃᑎᒥᓄᑦ, ᐊᑭᓖᑎᑦᑎᓗᑎᒃ ᐊᖑᓇᓱᒋᐊᕈᔾᔨᖃᑦᑕᕐᓂᖅ ᐊᒻᒪᓗ ᑮᓈᐅᔭᓕᐅᕈᑕᐅᔪᓐᓇᖅᑐᓂᒃ ᐊᑐᕈᓐᓇᕐᓂᖅ, ᑲᔪᓯᓗᑎᒃ ᖃᐅᔨᓴᖅᑕᐅᕙᓪᓕᐊᓂᖏᑦ
- ᐊᒃᑐᖅᑕᐅᓂᕐᓗᒃᑎᑦᑎᑕᐃᓕᒪᒋᐊᕐᓂᖅ ᑕᕆᐅᒃᑯᒃ ᐅᒥᐊᕐᔪᐊᕐᓂᒃ ᖃᖓᑕᔫᒃᑯᓪᓗ ᐃᖏᕐᕋᕙᒃᑐᓂᒃ ᐅᒪᔪᐃᑦ ᐱᓪᓗᒋᑦ

Wildlife and wildlife habitat Management

- Change designation to National Wildlife Area, which may involve a boundary change
- Support several strategies to manage goose population
  - Promote local harvest, sharing, sport hunting, and commercial opportunities, ongoing research
- Mitigate marine and air traffic impacts on wildlife

ᐊᐅᓚᑦᑎᓂᖏᓐᓂ ᖃᓄᐃᓕᖓᓂᐊᕐᓂᖏᑦ
Management Approaches

ᓇᐅᑦᑎᖅᑐᓇᐊᖅᑕᐅᖃᑦᑕᐃᓐᓇᕐᓂᖏᑦ ᐊᒻᒪᓗ ᖃᐅᔨᓴᖅᑕᐅᖃᑕᕐᓂᖏᑦ

- ᐃᑲᔪᖅᓱᐃᓂᖅ ᑲᔪᓯᓂᖏᓐᓂᒃ ᖃᐅᔨᓴᖅᑕᐅᕙᓪᓕᐊᔪᑦ ᐊᒻᒪᓗ ᓇᐅᑦᑎᖅᑐᖅᑕᐅᔭᖅᑐᖃᑦᑕᕐᓂᖏᑦ, ᑎᑎᕋᖅᑕᐅᕙᓪᓕᐊᓗᑎᒡᓗ ᐃᓄᖃᕐᕕᐅᕙᓚᐅᖅᑐᑦ ᕿᒪᒍᕕᓂᖃᕐᕕᐅᔪᑦ
- ᐃᑲᔪᖅᓱᖅᑕᐅᓗᑎᒃ ᓴᓪᓕᕐᒥᐅᑕᓄᑦ ᖃᐅᔨᓴᖅᑕᐅᕐᑯᔭᐅᔪᑦ ᓯᕗᓪᓕᐅᕐᑯᔭᐅᓪᓗᑎᒃ
- ᐱᐅᓯᕆᐊᖅᑕᐅᓗᑎᒃ ᖃᐅᔨᒪᔾᔪᑏᑦ ᐊᕙᑎᒥᒃ ᐆᒪᔪᕈᔭᐅᕙᒃᑐᑦ ᐊᒻᒪᓗ ᐱᐅᓯᑐᖃᖅᑎᒍᑦ ᐊᕙᑎᖓᓂ ᓄᓇᒥᐅᑕᖏᑦ ᐊᒻᒪᓗ ᐆᒪᔪᐃᑦ ᐱᑕᖃᕐᓂᖏᑦ

Monitoring and Research

- Support ongoing research and monitoring, document archaeological sites
- Support Salliqmiut research priorities
- Improve knowledge of ecological and cultural resources in the MBSs

ᐊᐅᓚᑦᑎᓂᖏᓐᓂ ᖃᓄᐃᓕᖓᓂᐊᕐᓂᖏᑦ
Management Approaches

ᐃᓄᓕᒫᓂᒃ ᖃᐅᔨᒪᑎᑦᑎᕙᓪᓕᐊᓂᖅ ᐊᒻᒪᓗ ᖃᐅᔨᒪᔭᐅᔪᒃᓴᐅᓂᖏᓐᓂᒃ ᐊᐅᓚᑦᑎᕙᖕᓂᖅ

- ᓴᕿᑎᑦᑎᓗᑎᒃ ᑐᓴᐅᒪᔭᐅᑎᑦᑎᖃᑦᑕᕐᓂᕐᒧᑦ ᐸᕐᓇᐅᑎᒃᓴᓂᒃ ᐊᒻᒪᓗ ᐱᕕᒃᓴᖃᕐᑎᑕᐅᕙᓐᓂᖏᓐᓄᑦ ᐃᓄᐃᑦ ᑐᓴᐅᒪᑎᑦᑎᖃᑕᕈᓐᓇᕐᓂᕐᒥᒃ ᖃᐅᔨᔭᐅᕙᓪᓕᐊᔪᓂᒃ, ᖃᐅᔨᒪᔭᖏᓐᓂᒡᓗ ᓄᓇᒧᖓᐅᕙᒃᑐᓄᑦ, ᐅᖃᐅᓯᐅᔪᓐᓇᖃᑦᑕᕐᓗᑎᒡᓗ ᐃᓱᒪᓘᑕᐅᔪᑦ ᐃᓄᖕᓄᑦ ᐊᒻᒪᓗ ᖃᐅᔨᓴᖅᑕᐅᓂᐊᖅᑐᓂᒃ ᓯᕗᓪᓕᐅᑎᑕᐅᓂᐊᖅᑐᑦ
- ᐱᔫᒥᓴᐃᓂᖅ ᐃᑲᔪᖅᓯᐃᕙᖕᓂᕐᓗ ᐃᓄᖕᓂᒃ ᐊᒻᒪᓗ ᐃᓄᖕᓂᒃ ᐃᓕᓐᓂᐊᖅᑎᐅᔪᓂᒃ ᐱᖃᑕᐅᔪᒪᓂᖏᓐᓂᒃ ᓄᓇᓕᖕᓂ ᐊᔪᖏᓂᖃᕈᓐᓇᕐᓂᖏᓐᓂᒃ
- ᐃᑲᔪᖅᓯᐃᓂᖅ ᑲᔪᓰᓐᓇᕈᓐᓇᕋᔭᖅᑐᓂᒃ ᐊᑐᖅᑕᐅᖏᓐᓇᕈᓐᓇᖅᑐᓂᒃ ᐳᓚᕋᑦᑐᓕᕆᓂᕐᒥᒃ ᐊᐅᓚᑦᑎᓂᖏᓐᓂᒃ ᐃᓗᐊᓂ ᑎᖕᒥᐊᖃᕐᕕᖕᓂ

Public Awareness and Information Management

- Develop a communication plan and provide opportunities to share information and knowledge among users, discuss concerns and research priorities
- Encourage and support Inuit and Inuit student initiatives to build local capacity
- Support sustainable tourism operations within the MBSs

ᐊᐅᓚᑦᑎᓂᖏᓐᓂ ᖃᓄᐃᓕᖓᓂᐊᕐᓂᖏᑦ
Management Approaches

ᐃᓄᓕᒫᓂᒃ ᖃᐅᔨᒪᑎᑦᑎᕙᓪᓕᐊᓂᖅ ᐊᒻᒪᓗ ᖃᐅᔨᒪᔭᐅᔪᒃᓴᐅᓂᖏᓐᓂᒃ ᐊᐅᓚᑦᑎᕙᖕᓂᖅ

- ᑎᑎᕋᖅᑕᐅᓯᒪᓗᑎᒃ ᓄᓇᒦᑦᑕᖅᑐᕐᕕᐅᕙᒃᑐᑦ, ᖃᐅᔨᐊᖅᑕᐅᖃᑦᑕᕐᓗᑎᒡᓗ ᐊᖑᓇᓱᒃᑏᑦ ᑲᑐᔾᔨᖃᑎᒌᖏᓐᓄᑦ ᑕᐃᒃᑯᐊ ᓄᓛᓂᒃ ᑐᒃᓯᕋᐅᑎᑦ ᑎᖕᒥᐊᖃᕐᕕᒦᑦᑐᒪᓂᖏᓐᓂᒃ, ᖃᐅᔨᓴᖅᑕᐅᖃᑕᕐᓗᑎᒡᓗ ᐃᓛᓐᓂᓚᐅᓯᖕᒐᖅ
- ᒪᓕᑦᑎᐊᖃᑦᑕᕐᓂᕐᒥᒃ ᐱᔫᒥᓴᐃᓂᖅ - ᑐᓴᐅᒪᑎᑦᑎᖃᑕᕐᓗᑎᒃ ᖃᐅᔨᒪᔭᐅᓕᐊᖅᑐᓂᒃ ᒪᓕᒐᓕᕆᔭᓂᒃ ᐊᒻᒪᓗ ᒪᓕᒐᕐᓗᑐᕆᔭᐅᕙᒃᑐᓂᒃ, ᐊᐅᓚᑦᑎᓂᕐᒧᑦ ᑐᕌᒐᕆᔭᐅᔭᓂᒃ ᐊᒻᒪᓗ ᐱᓕᕆᐊᖑᐊᓂᒍᒪᔭᓂᒃ

Public Awareness and Information Management

- Maintain list of camps, assess new requests inside MBSs with HTO and inspect periodically
- Compliance promotion – share information about laws and regulations, management goals and objectives

ᐊᖏᕈᑕᐅᓯᒪᔪᑦ ᐱᓕᕆᐊᖑᔪᓐᓇᕐᓂᖅ ᑎᑭᓯᒪᕝᕕᐅᔪᓐᓇᕐᓂᖏᓪᓗ

Authorized Activities and Access

- ᐃᓄᐃᑦ **ᐱᔪᓐᓇᐅᑎᖃᓇᐊᖅᑎᑕᐅᙱᓚᑦ** ᑎᑭᓯᒪᔪᓐᓇᕐᓂᖏᓐᓂ ᑎᒥᐊᖃᕐᕖᑦ ᓄᓇᖏᓐᓄᑦ, ᐱᐅᓯᑐᖃᕐᒥᓂᒃ ᐊᑐᓂᐊᖅᑎᓪᓗᒋᑦ, ᓰᕐᓗ ᐊᖑᓇᓯᖕᓂᖏᓐᓂ, ᓴᓇᖑᐊᒐᒃᓴᓂᒃ ᐅᔭᕋᐃᔭᐃᓂᖏᓐᓂ, ᓄᓇᒥᑕᖅᑐᖅᓯᒪᓂᖏᓐᓂ (ᒪᓕᒐᖏᑦ ᒪᓕᒡᓗᒋᑦ ᓄᓇᕗᒻᒥ ᓄᓇᑖᕈᑎᓄᑦ ᐊᖏᕈᑏᑦ ᐊᒻᒪᓗ ᐃᓄᐃᑦ ᐊᒃᑐᖅᑕᐅᓯᒪᓂᖏᓐᓄᑦ ᐃᑲᔩᓯᐊᒃᓴᖏᓐᓄᑦ ᐊᖏᕈᑎᑦ)
- ᐃᓄᐃᑦ **ᐱᔪᓐᓇᐅᑎᖃᓇᐊᖅᑎᑕᐅᙱᓚᑦ** ᑎᑭᓯᒪᔪᓐᓇᕐᓂᖅ ᑎᒥᐊᖃᕐᕖᑦ ᓄᓇᖏᓐᓄᑦ ᐊᖑᓇᓯᒋᐊᕈᔾᔨᓂᖏᓐᓄᑦ ᐅᕝᕙᓗᓐᓃᑦ ᐃᖃᓗᒃᓯᐅᓇᐊᔾᔨᓯᒪᓂᖏᓐᓄᑦ

- Inuit **do not** require a permit to enter the MBSs for traditional activities, including harvesting, removal of carving stone, setting up camps *(Nunavut Agreement* and IIBA)
- Inuit **do not** require a permit to enter the MBSs when working as a hunting or fishing guide

ᐊᖏᑭᑕᐅᓯᒪᔪᑦ ᐱᓕᕆᐊᖑᔪᓐᓇᕐᓂᖅ ᑎᑭᓯᒪᕝᕕᐅᔪᓐᓇᕐᓂᖏᓪᓗ
Authorized Activities and Access

- ᑕᒪᕐᓂᒃ ᐃᓄᒻᒪᕆᐅᖏᑦᑐᑦ **ᐱᔪᓐᓇᐅᑎᖃᕆᐊᖃᖅᑎᑕᐅᔪᑦ** ᑎᑭᓯᒪᔪᓐᓇᕐᓂᖅ ᑎᖕᒥᐊᖃᕐᕕᖕᓄᑦ (ᓄᓇᖏᓂᓄᓪᓗᓐᓃᑦ ᐃᒪᕐᑯᑎᖏᓐᓄᓪᓗᓐᓃᑦ) ᑕᐃᒃᑯᐊᓗ ᐱᔪᓐᓇᐅᑎᖃᕆᐊᖃᖅᑐᑦ ᐃᓄᒻᒪᕆᐅᖏᑦᑐᑦ ᐊᑭᓖᕙᒃᑐᓂᒃ ᐊᖑᓇᓱᒋᐊᕈᔾᔨᕙᒃᑐᑦ, ᖃᐅᔨᓴᖅᑎᓗᑦ, ᐳᓚᕋᑏᑦᓗ ᓂᐅᕐᕈᐊᑦ
- ᑕᒪᕐᒥᒃ ᑮᓈᐅᔭᓕᐅᕈᑎᖃᕐᓂᕐᒧᑦ ᐱᓕᕆᐊᖃᕐᓂᕐᒧᓪᓗᓐᓃᑦ ᐱᓕᕆᓂᕐᒧᑦ (ᐃᓄᐃᑦ ᐊᒻᒪᓗ ᐃᓄᒻᒪᕆᐅᖏᑦᑐᖅ ᓇᖕᒥᓂᖅ ᐱᓕᕆᕕᕐᑯᑎᖃᖅᑐᑦ **ᐱᔪᓐᓇᐅᑎᖃᕆᐊᖃᖅᑕᐅᔪᑦ**. ᑕᐃᒪᓇᔭᖏᑦᑐᑑᓄᑦ ᐃᓄᐃᑦ ᐊᖑᓇᓱᒋᐊᕈᔾᔨᔪᑦ ᐊᒻᒪᓗ ᐃᖃᓗᐊᕈᔾᔨᓯᒪᔪᑦ

- All non-Inuit **do** require a permit to enter the MBSs (land or water) including non-Inuit sport hunters, researchers and tourists
- All commercial or business activities (Inuit and non-Inuit owned businesses) **do** require a permit. Except for Inuit hunting and fishing guides

ᐱᔪᓐᓇᐅᑎᖃᕈᑕᐅᔪᓐᓇᕐᓂᖏᑦ
Permit Authorizations

- ᐱᔪᓐᓇᐅᑎᓂᒃ ᑐᓂᔭᐅᔪᓐᓇᖅᑐᑦ ᐃᒪᓐᓇᐃᒃᑯᑎᒃ:
  - ᐱᓕᕆᐊᕆᔪᒪᔭᖏᑦ ᓱᕋᖅᑎᕆᓗᑕᐅᓂᐊᖏᑐᐊᕈᑎᒃ ᑎᖏᐊᕐᓄᑦ, ᒪᓐᓂᖏᓐᓄᑦ, ᐅᓪᓗᖏᓐᓄᑦ, ᓇᔪᖅᐸᒃᑕᖏᓐᓄᓪᓗ ᐊᒻᒪᓗ/ᐅᕝᕙᓘᓐᓃᑦ
  - ᐱᓕᕆᐊᕆᓂᐊᖅᑕᖏᑦ ᒪᓕᑎᐊᕈᑎᒃ ᐱᑕᖃᕈᑕᐅᓂᖏᓄᑦ ᑎᖏᐊᖅᑲᕐᕖᑦ ᐊᒻᒪᓗ ᐊᐅᓚᑎᔾᔪᑎᒃᓴᐃᑦ ᑕᐃᒃᑯᐊ ᐸᕐᓇᐅᑎᒃᓴᖏᑦ
- Permits may be issued if:
  - The activity is not harmful to migratory birds, eggs, nests, or habitats and/or
  - The activity is consistent with the purpose of the MBSs and their management plans

ᓯᔾᔭᕆᐊᕐᔪᐊᖅ White-rumped Sandpiper

ᓴᐅᕐᕋᖅ Red Phalarope

ᐱᔪᓐᓇᐅᑎᖃᑭᑕᐅᔪᓐᓇᕐᓂᖏᑦ
Permit Authorizations

- ᐃᓄᐃᑦ ᐱᔪᓐᓇᐅᑎᖃᕆᐊᖃᖅᑐᑦ ᑎᑭᓯᒪᔪᓐᓇᕐᓂᖅ ᑎᖕᒥᐊᖃᕐᕕᖕᓄᑦ ᐆᒃᑐᕈᓐᓇᖅᐳᑦ ᐱᓇᓱᓪᓗᑎᒃ ᑲᓇᑕᒥ ᐆᒪᔪᓕᕆᔨᒃᑯᑦ ᐱᔨᑦᑎᕋᐃᔨᖏᓐᓂᒃ:

ec.nupermisscf-cwspermitnu.ec@canada.ca

ᐃᖃᓗᖕᓂ ᐃᖃᓇᐃᔭᕐᕕᒃ: 867-975-4636

- ᐃᕐᓂᐅᕐᕕᒃᑯᑦ ᐊᐅᓚᑦᑎᔨᐅᖃᑕᐅᓂᕐᒧᑦ ᑲᑎᒪᔨᕋᓛᖏᑦ ᕿᒥᕐᕈᐊᖅᑎᐅᕗᑦ ᑕᒪᐃᓐᓂᑦᑎᐊᖅ ᐆᒃᑐᕈᑎᓂᒃ ᐱᔪᓐᓇᐅᑎᑖᕋᓱᒃᑐᓂᒃ ᐊᒻᒪᓗ ᐊᑐᓕᖁᔨᕙᒃᓱᑎᒃ ᑲᓇᑕᒥ ᐆᒪᔪᓕᕆᔨᒃᑯᑦ ᐃᖃᓇᐃᔭᕐᕕᖓᓄᑦ ᐊᖏᖅᑕᐅᖁᔨᖕᒪᖔᑕᓗᓐᓃᑦ ᐊᖏᖅᑕᐅᖁᔨᖏᒻᒪᖓᑖᓗᓐᓃᑦ ᓇᓗᓇᐃᔭᐃᕙᒃᓱᑎᒃ

- Persons who require a permit to enter the MBSs can apply for a permit from the Canadian Wildlife Service:

ec.nupermisscf-cwspermitnu.ec@canada.ca

Iqaluit office: 867-975-4636

- The Irniurviit ACMC reviews all permit applications and provides recommendations to the Canadian Wildlife Service on whether the permit should be issued or not

ᓄᓇᖏᑦ ᑎᒃᑯᐊᖅᑕᐅᓯᒪᓂᖏᑦ / Site Designation

- ᖃᖅᓴᐅᖅᑐᖅ ᐊᒻᒪᓗ ᐃᑲᑦᑐᐊᖅ ᒫᓐᓇᐅᔪᖅ ᐃᓕᑕᕆᔭᐅᓯᒪᓪᒪᑕ ᑎᒃᑯᐊᖅᑕᐅᓯᒪᓪᓗᑎᒃ ᑎᖕᒥᐊᖅᑲᕐᕕᐅᓂᕐᒧᑦ ᓴᐳᓐᓂᐊᖅᑕᐅᓯᒪᕕᐅᓂᕐᒥᒃ; ᑭᓯᐊᓂᓕ, ᐆᒪᔪᐃᑦ ᐊᒻᒪᓗ ᐱᐅᓯᑐᖃᖅᑎᒍᑦ ᐊᕙᑎᖓᓂ ᓄᓇᒥᐅᑕᖏᑦ ᐊᒻᒪᓗ ᐆᒪᔪᐃᑦ ᐱᑕᖃᕐᓂᖏᑦ ᓴᐳᓐᓂᐊᖅᑕᐅᓯᒪᑦᑎᐊᕐᓂᖅᓴᐅᔪᓐᓇᖅᐳᑦ ᐃᓕᑕᕆᔭᐅᓇᔭᕈᓂ ᓄᓇᖓ ᑕᐅᕗᓐᓇ ᑲᓇᑕᒥ ᐆᒪᔪᖃᕐᕕᐅᔪᑎᑐᑦ
- ᐊᐅᓚᑦᑎᔾᔪᑎᒃᓴᐃᑦ ᐸᕐᓇᐅᑎᖏᑦ ᐅᖃᐅᓯᖃᖅᐳᑦ ᖃᓄᖅ ᒪᓕᒐᕆᔭᐅᔪᑦ ᒪᓕᒃᑕᐅᓯᒪᓂᖏᓐᓂᒃ ᑲᓇᑕᓕᒫᒥ ᐆᒪᔪᖃᕐᕕᐅᖕᒫᕋᔭᖅᐸᑦ, ᓴᓂᐊᓂᒃ ᑎᖕᒥᐊᖅᑲᕐᕕᐅᑎᑕᐅᑐᐃᓐᓇᕐᓂᖓᓂᒃ
- ᐅᖃᐅᓯᐅᓂᖏᑦ ᑎᒃᑯᐊᖅᑕᐅᓯᒪᓂᖏᓐᓂᒃ ᐃᓕᑕᕆᔭᐅᒪᓂᖏᓐᓂ ᑕᐃᑲᓂ ᐊᐅᓚᑦᑎᔾᔪᑎᒃᓴᐃᑦ ᐸᕐᓇᐅᑎᖏᓐᓂ ᐱᒋᐊᕆᑎᖅᐳᑦ ᐅᖃᐅᓯᐅᓂᖏᓐᓂᒃ ᑎᖕᒥᐊᖅᑲᕐᕕᐅᑉ ᓯᕗᓂᒃᓴᖓᓂᒃ; ᐊᓯᔾᔨᖅᑕᐅᔪᓐᓇᖏᒻᒪᑕ ᐅᖃᐅᓯᐅᓚᐅᖏᓂᖏᓐᓂᒃ, ᑐᑭᓯᓂᐊᕐᕕᐅᓚᐅᖏᓂᖏᓂ ᐃᓄᐃᑦ ᓄᓈᓂ

- Qaqsauqtuuq and Ikkattuaq are currently designated as a Migratory Bird Sanctuary; however the wildlife and cultural resources within them are better suited by protection as a National Wildlife Area
- Management plans discuss how the criteria for a National Wildlife Areas are met by these MBSs
- Talking about the site designation in the management plan begins the discussion for the future; no changes would be made without further consultation with community

	ᑎᖕᒥᐊᖅᑲᕐᕖᑦ ᓴᐳᔾᔭᐅᓯᒪᕝᕕᖏᑦ	ᑲᓇᑕᒥ ᐆᒪᔪᖅᑲᕐᕖᑦ ᓴᐳᔾᔭᐅᓯᒪᕝᕕᖏᑦ
ᓴᐳᓂᐊᕈᑕᐅᓂᖓᓄᑦ ᑐᖄᓚᖅᑐᑦ	ᑎᖕᒥᐊᑦ	ᑕᒪᕐᒥᒃ ᐆᒪᔪᐃᑦ
ᓴᐳᓂᐊᖅᑕᐅᔪᓂᖏᓐᓄᑦ ᐊᑐᕐᓂᖏᑦ	ᐅᓪᓗᖃᕐᕕᖏᑦ /ᐃᕙᕕᖏᑦ/ ᓄᓕᐊᕐᕕᖏᑦ	ᐊᕐᕌᒍᓕᒫᖅ
ᒪᓕᒐᖅᑎᒍᑦ	*ᑎᖕᒥᐊᕐᓕᕆᓂᕐᒥᒃ ᑲᑎᒪᕝᔪᐊᕿᑕᐅᓯᒪᔪᑦ ᒪᓕᒐᐃᑦ*	*ᑲᓇᑕᒥ ᐆᒪᔪᓕᕆᓂᕐᒧᑦ ᒪᓕᒐᐃᑦ*

	MBS	NWA
Protection Focus	Migratory birds	All wildlife
Protection Period	Nesting/breeding season	Year-round
Legal Basis	*Migratory Birds Convention Act*	*Canada Wildlife Act*

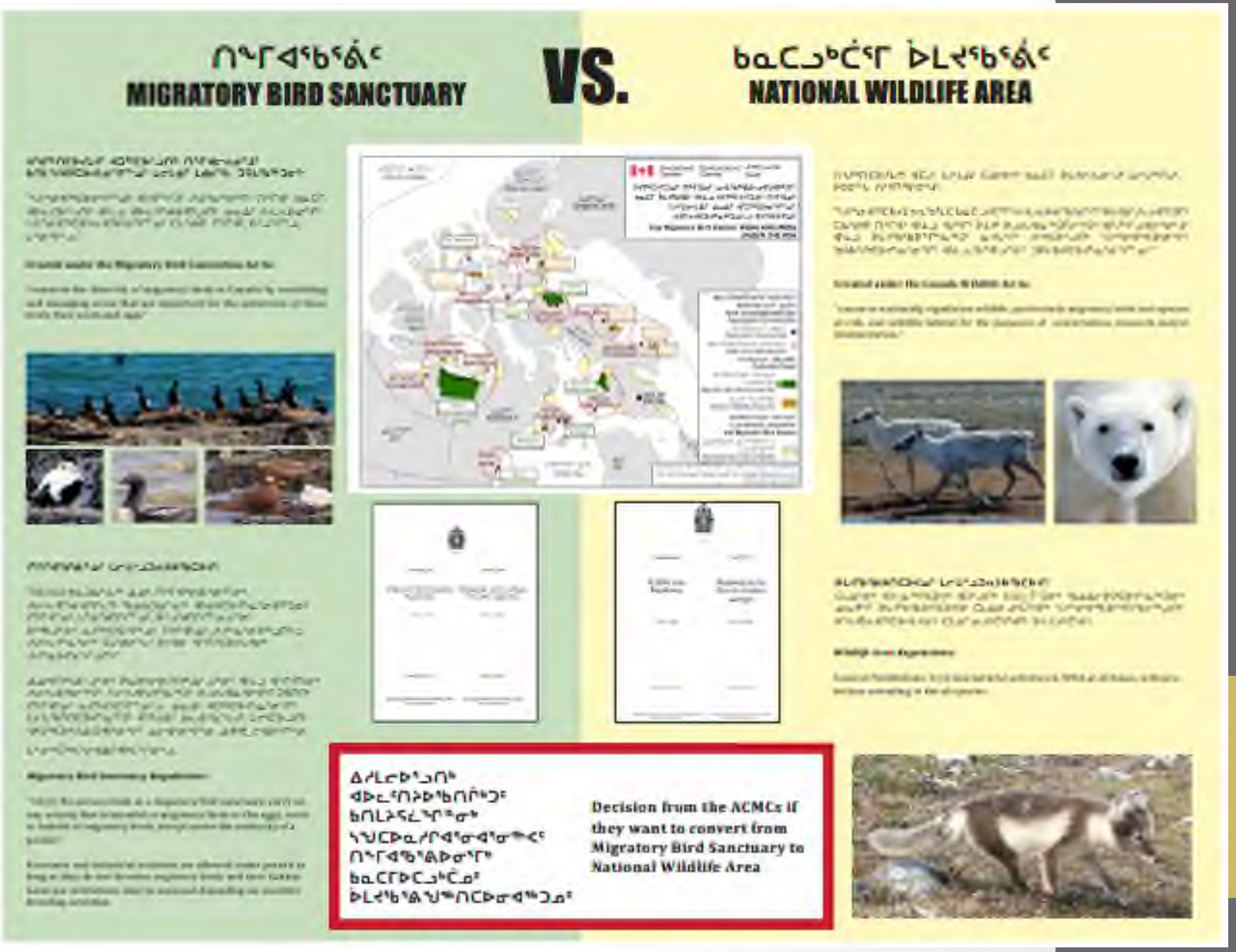
ᑎᖕᒥᐊᖅᑲᕐᕖᑦ
MIGRATORY BIRD SANCTUARY
VS.
ᑲᓇᑕᓗᒃᑖᕐᒥ ᐆᒪᔪᖅᑲᕐᕖᑦ
NATIONAL WILDLIFE AREA

Decision from the ACMCs if they want to convert from Migratory Bird Sanctuary to National Wildlife Area

ᐊᐅᓚᑦᑎᔾᔨᑎᒃᓴᐃᑦ ᐸᕐᓇᐅᑎᓂᒃ ᐊᑐᓕᖅᑎᑦᑎᓂᖅ
Management Plan Implementation

- ᐊᑐᓕᖅᑎᑕᐅᕙᓪᓕᐊᓂᐊᖅᑐᑦ ᐊᑐᒐᒃᓴᐃᑦ (ᐱᕕᒃᓴᖃᓇᐊᖃᕐᓂᖕᒋᓗ ᑮᓇᐅᔭᐃᓪᓗ) ᐱᔪᓐᓇᐅᑕᐅᓂᐊᕐᒪᑕ
- ᐸᕐᓇᐅᑎᖏᑦ ᕿᒥᕐᕈᐊᖅᑕᐅᔪᓐᓇᕐᓂᖅ ᑕᓪᓕᒪᐅᓂᐊᖅᑐᑦ 5 ᐊᕐᕋᒎᓂᐊᖅᑐᑦ ᓈᓴᓃᖅᐸᑕ, ᑭᖑᓂᐊᒍᓪᓗ ᑕᐃᑲᖓᑦ ᖁᓚᑦ 10 ᐊᕐᕋᒍᐃᑦ ᓈᓴᕌᖓᒥᒃ

- Implemented as resources (time and money) allow
- Plan will be reviewed after 5 years, and then every 10 years after that

2025 / 2035

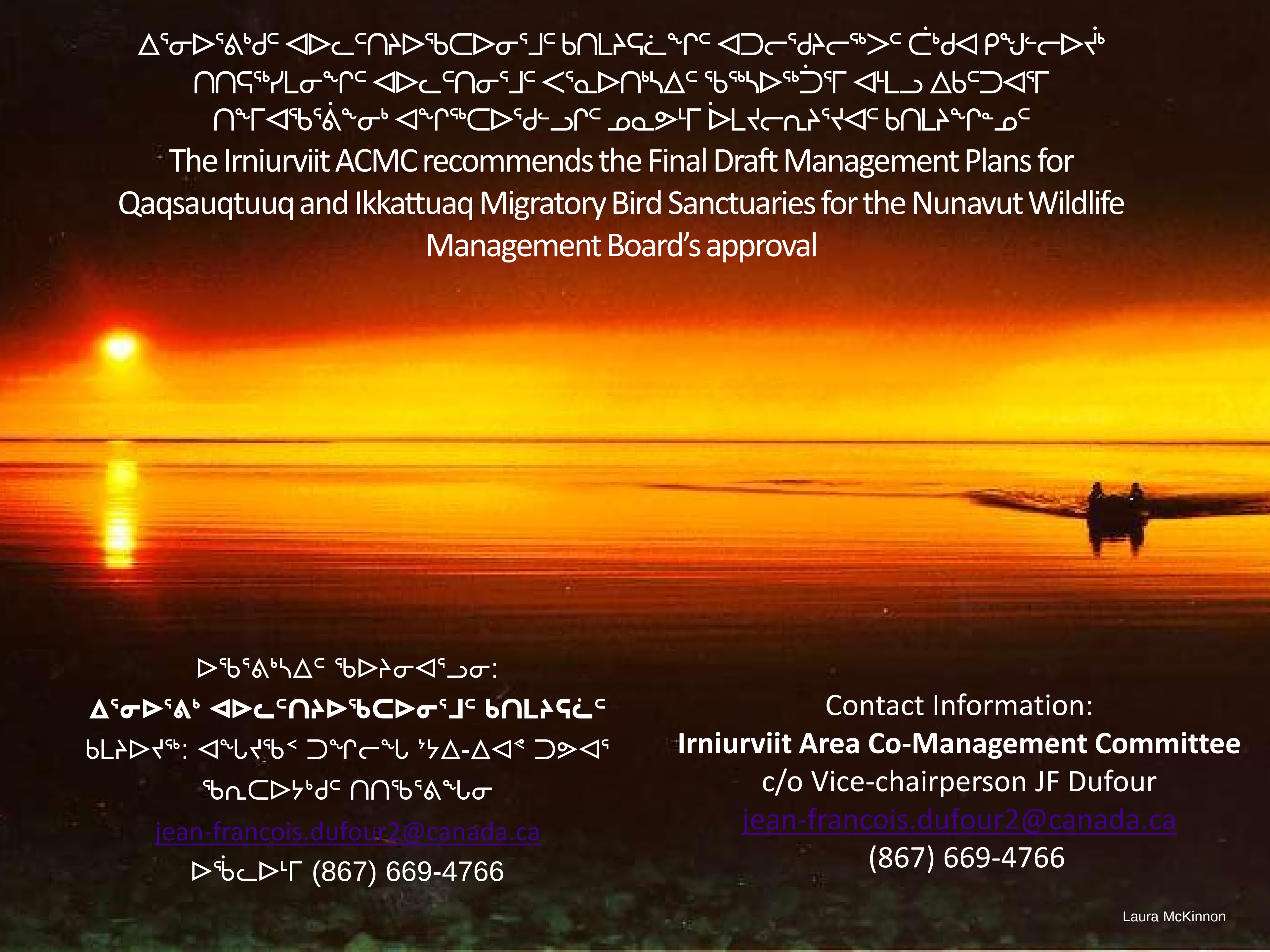

ᐃᕐᓂᐅᕐᕕᒃᑯᑦ ᐊᐅᓚᑦᑎᔨᐅᖃᑕᐅᓂᕐᒧᑦ ᑲᑎᒪᔨᕋᓛᖏᑦ ᐊᑐᓕᕐᑯᔨᓕᖅᐳᑦ ᑖᒃᑯᐊ ᑭᖑᓪᓕᐅᔫᒃ
ᑎᑎᕋᖅᓯᒪᓂᖏᑦ ᐊᐅᓚᑦᑎᓂᕐᒧᑦ ᐸᕐᓇᐅᑎᒃᓴᐃᑦ ᖃᖅᓴᐅᖅᑑᕐᒥ ᐊᒻᒪᓗ ᐃᑲᑦᑐᐊᕐᒥ
ᑎᖕᒥᐊᕐᑲᕐᕖᖕᓂᒃ ᐊᖏᖅᑕᐅᕐᑯᓪᓗᒋᑦ ᓄᓇᕗᒻᒥ ᐆᒪᔪᓕᕆᔨᕐᔪᐊᑦ ᑲᑎᒪᔨᖏᓐᓄᑦ
The Irniurviit ACMC recommends the Final Draft Management Plans for Qaqsauqtuuq and Ikkattuaq Migratory Bird Sanctuaries for the Nunavut Wildlife Management Board's approval

ᐅᖃᕐᕕᒃᓴᐃᑦ ᖃᐅᔨᓂᐊᕐᓗᓂ:
ᐃᕐᓂᐅᕐᕕᒃ ᐊᐅᓚᑦᑎᔨᐅᖃᑕᐅᓂᕐᒧᑦ ᑲᑎᒪᔨᕋᓛᑦ
ᑲᒪᔨᐅᔪᖅ: ᐊᖓᔪᖅᑲᑉ ᑐᖏᓕᖓ ᔾᔭᐃ-ᐃᐊᕝ ᑐᕗᐊᕐ
ᖃᓇᑕᐅᔭᒃᑯᑦ ᑎᑎᖃᕐᕕᖓᓂ
jean-francois.dufour2@canada.ca
ᐅᖄᓚᐅᒻᒥ (867) 669-4766

Contact Information:
Irniurviit Area Co-Management Committee
c/o Vice-chairperson JF Dufour
jean-francois.dufour2@canada.ca
(867) 669-4766

Laura McKinnon

2016ᒥᑦ 2023ᒧᑦ

ᐃᓄᐃᑦ ᐊᒃᑐᖅᑕᐅᓂᐊᕐᓂᖏᓐᓄᑦ ᐱᕚᓪᓕᕈᑕᐅᔪᓐᓇᖅᑐᓄᓪᓗ ᐊᖏᕈᑏᑦ

—

ᑲᓇᑕᒥ ᐆᒪᔪᕐᑲᕐᕖᑦ ᐊᒻᒪᓗ
ᐅᑎᖅᑕᐸᑦᑐᓄᑦ ᑎᖕᒥᐊᓄᑦ
ᓴᐳᔾᔭᐅᓯᒪᕕᒃ ᓄᓇᕗᑦ
ᓇᓗᓇᐃᖅᑕᐅᓯᒪᓂᖓ ᑲᑐᔾᔨᓗᑎᒃ
ᐅᑯᐊ ᐃᓄᐃᑦ ᓄᓇᕐᑯᑎᒥᖕᓄᑦ
ᑭᒡᒐᖅᑐᖅᑕᐅᓪᓗᑎᒃ ᓄᓇᕗᑦ
ᑐᙵᕕᒃ ᑎᒥᖓ. ᕿᑎᕐᒥᐅᑦ ᐃᓄᐃᒃ
ᑲᑐᔾᔨᕐᑲᑎᒌᖏᑦ ᑭᕙᓪᓕᖅ ᐃᓄᐃᑦ
ᑲᑐᔾᔨᕐᑲᑎᒌᖏᑦ ᕿᑭᖅᑕᓂ
ᐃᓄᐃᑦ ᑲᑐᔾᔨᕐᑲᑎᒌᖏᑦ ᐊᒻᒪᓗ
ᑯᐃᖕ ᐱᔪᓐᓇᕐᓂᖓ ᑲᓇᑕᒥ,
ᑭᒡᒐᖅᑐᕐᑎᒋᓪᓗᒍ ᒥᓂᔅᑕ
ᐊᕙᑎᓕᕆᔾᑯᓄᑦ

2016 TO 2023 INUIT IMPACT AND BENEFIT AGREEMENT FOR NATIONAL WILDLIFE AREAS AND MIGRATORY BIRD SANCTUARIES IN THE NUNAVUT SETTLEMENT AREA

—

BETWEEN
The Inuit of the Nunavut Settlement Area
represented by Nunavut Tunngavik Inc.
The Kitikmeot Inuit Association
The Kivalliq Inuit Association
The Qikiqtani Inuit Association
AND
Her Majesty the Queen in right of Canada, as
represented by the Minister of the Environment

Environnement et
Changement climatique Canada

Environment and
Climate Change Canada

ᐃᓗᓕᖏᑦ

2016 ᐃᓄᐃᑦ ᐊᒃᑐᖅᑕᐅᓂᐊᕐᓂᖏᓐᓄᑦ ᐱᕙᓪᓕᕈᑕᐅᔪᓐᓇᖅᑐᓄᓪᓗ ᐊᖏᕈᑏᑦ ᑲᓇᑕᒥ ᐆᒪᔪᕐᑲᕐᕖᑦ ᐊᒻᒪᓗ ᐅᑎᖅᑕᐸᑦᑐᓄᑦ ᑎᖕᒥᐊᓄᑦ ᓴᐳᔾᔭᐅᓯᒪᕕᒃ ᓄᓇᕗᑦ ᓇᓗᓇᐃᖅᑕᐅᓯᒪᓂᖓ **03**

ᐃᓚᖓ 1 — ᑕᐃᒎᓯᖏᑦ. **05**

ᐃᓚᖓ 2 — ᖃᓄᑐᐃᓐᓇᖅ ᒪᓕᒃᓯᒪᔭᕆᐊᓕᑦ. **10**

ᐃᓚᖓ 3 — ᐊᐅᓚᑦᑎᖃᑎᒌᑦ **18**

ᐃᓚᖓ 4 — ᐃᓄᐃᑦ ᓄᓇᖁᑎᖏᑦ **30**

ᐃᓚᖓ 5 — ᐃᓄᐃᑦ ᐱᔪᓐᓇᕐᓂᖏᑦ ᐊᓐᒪᓗ ᐊᑐᖅᑕᐅᔾᔪᓯᖏᑦ ᑲᓇᑕᒥ ᐆᒪᔪᕐᑲᕐᕖᑦ ᐊᒻᒪᓗ ᐅᑎᖅᑕᐸᑦᑐᓄᑦ ᑎᖕᒥᐊᓄᑦ ᓴᐳᔾᔭᐅᓯᒪᕕᒃ. **36**

ᐃᓚᖓ 6 — ᑐᓴᐅᒪᑎᑦᑎᓂᖅ, ᑎᑎᕋᖅᓯᒪᔪᖁᑎᖏᑦ ᐊᒻᒪᓗ ᐃᒡᓗᖁᑎᖏᑦ. **40**

ᐃᓚᖓ 7 — ᐳᓚᕋᖅᑐᓕᕆᓂᖅ ᐊᒻᒪᓗ ᐊᓯᖏᑦ ᓇᖕᒥᓂᕆᔭᐅᔪᓄᑦ ᐃᑲᔫᑎᔪᑦ **46**

ᐃᓚᖓ 8 — ᐃᓄᐃᑦ ᑳᓐᑐᕌᒃᑕᐅᓯᒪᓗᑎᒃ ᐊᒻᒪᓗ ᓇᖕᒥᓂᖃᖅᑐᑦ ᐱᕕᖃᕐᑎᑕᐅᓗᑎᒃ **48**

ᐃᓚᖓ 9 — ᐃᓕᓐᓂᐊᕐᑎᑦᑎᓂᖅ ᐊᒻᒪᓗ ᐃᖅᑲᓇᐃᔭᕐᑎᑦᑎᓂᖅ **52**

ᐃᓚᖓ 10 — ᖃᐅᔨᓴᕐᓂᖅ **56**

ᐃᓚᖓ 11 — ᐃᓄᖕᓄᑦ ᐱᒻᒪᕆᒋᔭᐅᔪᑦ ᐊᒻᒪᓗ ᐱᖁᓯᑐᖃᖏᑦ **60**

ᐃᓚᖓ 12 — ᓂᕐᔪᑎᖃᕐᕕᑦ. **62**

ᐃᓚᖓ 13 — ᐊᓯᑦᔨᐅᑎᑦ ᑖᒃᑯᓄᖓ ᐅᑎᖅᑕᐸᑦᑐᓄᑦ ᑎᖕᒥᐊᓄᑦ ᓴᐳᔾᔭᐅᓯᒪᕕᒃ ᐊᒻᒪᓗ ᑲᓇᑕᒥ ᐆᒪᔪᕐᑲᕐᕖᑦ. **66**

ᐃᓚᖓ 14 — ᐳᓛᖅᑐᑦ ᐃᓯᕈᓐᓇᖅᑕᖏᑦ ᐊᒻᒪᓗ ᐊᑐᕈᓐᓇᖅᑕᖏᑦ. **71**

ᐃᓚᖓ 15 — ᐊᑐᓕᖅᑎᑕᐅᕙᓪᓕᐊᔪᑦ, ᕿᒥᕐᕈᐊᕐᓂᖅ ᐊᒻᒪᓗ ᐋᔩᖅᑎᕇᒍᑎᖃᑲᓐᓂᕐᓂᖅ. **74**

ᐃᓚᖓ 16 — ᐊᐃᕙᐅᑎᔪᓄᑦ ᑐᑭᑖᕈᑎᑦ **79**

ᐅᐃᒍᖅ I — ᓂᖏᖓᓂᖅ ᑲᓇᑕᒥ ᐆᒪᔪᕐᑲᕐᕖᑦ **81**

ᐊᑎᓕᐅᖅᑐᑦ **83**

2016 ᐃᓄᐃᑦ ᐊᒃᑐᖅᑕᐅᓂᐊᕐᓂᖏᓐᓄᑦ ᐱᕙᓪᓕᕈᑕᐅᔪᓐᓇᖅᑐᓄᓪᓗ ᐊᖏᕈᑏᑦ ᑲᓇᑕᒥ ᐆᒪᔪᖃᕐᕖᑦ ᐊᒻᒪᓗ ᐅᑎᖅᑕᐸᑦᑐᓄᑦ ᑎᖕᒥᐊᓄᑦ ᓴᐳᔾᔭᐅᓯᒪᕕᒃ ᓄᓇᕗᑦ ᓇᓗᓇᐃᖅᑕᐅᓯᒪᓂᖓ

ᐃᒪᐃᒻᒪᑦ ᑲᓇᑕᒥ ᐆᒪᔪᖃᕐᕖᑦ ᓴᕿᑕᐅᓯᒪᖕᒪᑕ ᐊᑖᒍᑦ *ᑲᓇᑕᒥ ᐆᒪᔪᓕᕆᓂᕐᒧᑦ ᐱᖁᔭᕐᔪᐊᖅ* ᐱᔾᔪᑎᒋᓪᓗᒍ ᓂᕐᔪᑎᓂᒃ ᖃᐅᔨᓴᕐᓗᑎᒃ, ᓴᐳᓐᓂᐊᕐᓗᑎᒃ ᐊᒻᒪᓗ ᑐᑭᓯᓇᖅᓯᑎᑦᑎᓗᑎᒃ; ᐊᒻᒪᓗ

ᐃᒪᐃᒻᒪᑦ ᐅᑎᖅᑕᐸᑦᑐᓄᑦ ᑎᖕᒥᐊᓄᑦ ᓴᐳᔾᔭᐅᓯᒪᕕᒃ ᓴᕿᑕᐅᓯᒪᖕᒪᑕ ᐊᑖᒍᑎ *ᑎᖕᒥᐊᑦ ᐅᑎᖅᑕᐸᒃᑐᐃᑦ ᐱᔾᔪᑕᐅᓂᖏᓐᓄᑦ ᐱᖁᔭᖅ* ᐱᔾᔪᑎᒋᓪᓗᒋ ᓴᐳᓐᓂᐊᕆᐊᖃᕐᓂᖏᑦ ᑎᑭᐸᒃᑐᑦ ᑎᖕᒥᐊᑦ ᐊᒻᒪᓗ ᐅᐸᒃᐸᒃᑕᖏᑦ; ᐊᒻᒪᓗ

ᐃᒪᐃᒻᒪᑦ ᓴᕿᑕᐅᓂᖏᑦ ᑲᓇᑕᒥ ᐆᒪᔪᖃᕐᕖᑦ ᐅᕝᕙᓘᓃᑦ ᐅᑎᖅᑕᐸᑦᑐᓄᑦ ᑎᖕᒥᐊᓄᑦ ᓴᐳᔾᔭᐅᓯᒪᕕᒃ ᐃᓱᒪᓕᐊᕆᔭᐅᓂᐊᖅᑐᖅ ᐃᑲᔫᑎᖏᓐᓂᒃ ᐊᒻᒪᓗ ᐋᓐᓂᖅᓯᒍᓐᓇᖅᑐᑦ ᐊᒃᑐᐃᓗᑎᒃ ᐃᓄᖕᓂᒃ; ᐊᒻᒪᓗ

ᐃᒪᐃᒻᒪᑦ ᐊᑖᒍᑦ ᑎᑎᕋᖅᓯᒪᔪᑦ 9.4.1 ᐊᒻᒪᓗ 8.4.4 ᐊᒻᒪᓗ ᐱᓯᒪᔪᓐᓇᕐᒥᔪᑦ ᑎᑎᕋᖅᓯᒪᔪᓂ 9.4.2 *ᓄᓇᕗᒻᒥ ᓄᓇᑖᕈᑎᑦ ᐊᖏᕈᑎᖏᓐᓂ*, ᐊᕙᑖᓂ ᑲᓇᑕᒥ ᐆᒪᔪᖃᕐᕖᑦ ᐅᕝᕙᓘᓃᑦ ᐅᑎᖅᑕᐸᑦᑐᓄᑦ ᑎᖕᒥᐊᓄᑦ ᓴᐳᔾᔭᐅᓯᒪᕕᒃ ᓴᕿᑕᐅᓗᑎᒃ ᓄᓇᕗᑦ ᓇᓗᓇᐃᖅᑕᐅᓯᒪᓂᖓ ᐊᖏᖅᑕᐅᓯᒪᓕᕈᑎᒃ *ᓄᓇᕗᒻᒥ ᓄᓇᑖᕈᑎᑦ ᐊᖏᕈᑎᖏᓐᓂ*, ᐊᒻᒪᓗ ᑕᒪᐃᓐᓄᑦ ᑲᓇᑕᒥ ᐆᒪᔪᖃᕐᕖᑦ ᐊᒻᒪᓗ ᐅᑎᖅᑕᐸᑦᑐᓄᑦ ᑎᖕᒥᐊᓄᑦ ᓴᐳᔾᔭᐅᓯᒪᕕᒃ ᓴᕿᑕᐅᓗᑎᒃ ᐊᖏᖃᑎᒌᓚᐅᖖᒋᓐᓂᖏᓐᓂ, ᐃᓄᐃᑦ ᐊᒻᒪᓗ ᑲᓇᑕᐅᑉ ᒐᕙᒪᒃᑯᖏᑦ ᐋᔩᖃᑎᒌᒋᐊᖃᖅᑐᑦ, ᐅᒃᐱᕈᓱᑦᑎᐊᕐᓗᑎᒃ, ᐱᔾᔪᑎᒋᓪᓗᒍ ᐱᓴᓅᓯᒪᑦᑎᐊᓂᐊᒪᑕ ᐃᓄᐃᑦ ᐊᒃᑐᖅᑕᐅᓂᐊᕐᓂᖏᓐᓄᑦ ᐱᕙᓪᓕᕈᑕᐅᔪᓐᓇᖅᑐᓄᓪᓗ ᐊᖏᕈᑏᑦ; ᐊᒻᒪᓗ

ᐃᒪᐃᒻᒪᑦ, ᒪᓕᒡᓗᒋᑦ 9.4.1 ᐊᒻᒪᓗ 8.4.4 *ᓄᓇᕗᒻᒥ ᓄᓇᑖᕈᑎᓄᑦ ᐊᖏᕈᑎᑦ*, ᑎᒥᐅᔪᑦ ᐋᔩᖃᑎᒌᒍᑎᒋᓗᒋᑦ ᐃᓗᐊᓂ ᐃᓄᐃᑦ ᐊᒃᑐᖅᑕᐅᓂᐊᕐᓂᖏᓐᓄᑦ ᐱᕙᓪᓕᕈᑕᐅᔪᓐᓇᖅᑐᓄᓪᓗ ᐊᖏᕈᑏᑦ ᐱᓪᓗᒋᑦ ᑲᓇᑕᒥ ᐆᒪᔪᖃᕐᕖᑦ ᐊᒻᒪᓗ ᐅᑎᖅᑕᐸᑦᑐᓄᑦ ᑎᖕᒥᐊᓄᑦ ᓴᐳᔾᔭᐅᓯᒪᕕᒃ ᐱᒋᐊᕐᓗᑎᒃ ᐋᒍᓯ 22, 2008 (ᐅᓇ 2008 ᐃᓄᐃᑦ ᐊᒃᑐᖅᑕᐅᓂᐊᕐᓂᖏᓐᓄᑦ ᐱᕙᓪᓕᕈᑕᐅᔪᓐᓇᖅᑐᓄᓪᓗ ᐊᖏᕈᑏᑦ) ᑮᓇᐅᔭᒃᓴᖃᕐᓗᑎᒃ ᐃᓱᓕᕝᕕᒃᓴᖃᖅᑐᒥᒃ ᒫᑦᓯ 31, 2014, ᐊᒻᒪᓗ ᒪᓕᒡᓗᒍ 8.4.7 *ᓄᓇᕗᒻᒥ ᓄᓇᑖᕈᑎᓄᑦ ᐊᖏᕈᑎᑦ*, ᐊᒻᒪᓗ *15.6.2* ᑖᑉᑯᓇᓂ 2008 ᐃᓄᐃᑦ ᐊᒃᑐᖅᑕᐅᓂᐊᕐᓂᖏᓐᓄᑦ ᐱᕙᓪᓕᕈᑕᐅᔪᓐᓇᖅᑐᓄᓪᓗ ᐊᖏᕈᑏᑦ ᐋᔩᖃᑎᒌᒍᑕᐅᑲᓐᓂᕐᓗᑎᒃ ᐅᓇ ᐃᓄᐃᑦ ᐊᒃᑐᖅᑕᐅᓂᐊᕐᓂᖏᓐᓄᑦ ᐱᕙᓪᓕᕈᑕᐅᔪᓐᓇᖅᑐᓄᓪᓗ ᐊᖏᕈᑏᑦ, ᐱᔾᔪᑎᒋᓪᓗᒍ ᐅᖃᐅᓯᐅᓂᐊᕐᒪᑦ ᑕᒪᕐᒥᒃ ᐋᕿᒋᐊᓕᑦ ᑲᑎᖓᔪᑦ ᑲᓇᑕᒥ ᐆᒪᔪᖃᕐᕖᑦ ᐊᒻᒪᓗ ᐅᑎᖅᑕᐸᑦᑐᓄᑦ ᑎᖕᒥᐊᓄᑦ ᓴᐳᔾᔭᐅᓯᒪᕕᒃ ᐃᓗᐊᓂ ᓄᓇᕗᑦ ᓇᓗᓇᐃᖅᑕᐅᓯᒪᓂᖓ ᐅᑯᐊ ᐃᑲᔫᑎᒃᓴᖃᕈᓐᓇᖅᑐᑦ ᐊᑑᑎᓕᖕᓂᒃ ᐅᕝᕙᓘᓃᑦ ᐋᓐᓂᖅᓯᒍᓐᓇᕐᓴᖅᑐᑦ ᐊᒃᑐᐃᓗᑎᒃ ᐃᓄᖕᓂᒃ ᓄᓇᕗᑦᓕᒫᒥ, ᐊᕕᒃᑐᖅᓯᒪᔫᑦᑐᓂᒃ ᐅᕝᕙᓘᓃᑦ ᓄᓇᓕᖏᓂᒃ, ᐊᒻᒪᓗ ᐱᓴᓅᑦᑎᐊᕐᓗᒋᑦ ᑐᑭᓕᐅᕈᑎᒋᕙᓪᓕᐊᔪᑦ ᐋᕿᒃᓯᒪᔪᑦ ᑖᕙᓂ ᐃᓄᐃᑦ ᐊᒃᑐᖅᑕᐅᓂᐊᕐᓂᖏᓐᓄᑦ ᐱᕙᓪᓕᕈᑕᐅᔪᓐᓇᖅᑐᓄᓪᓗ ᐊᖏᕈᑏᑦ; ᐊᒻᒪᓗ

ᐃᒪᐃᒻᒪᑦ, ᒪᓕᒡᓗᒍ 9.3.2 ᐊᒻᒪᓗ 9.3.7 *ᓄᓇᕗᒻᒥ ᓄᓇᑖᕈᑎᓄᑦ ᐊᖏᕈᑎᑦ*, ᑲᓇᑕᒥ ᐆᒪᔪᖃᕐᕖᑦ ᐊᒻᒪᓗ ᐅᑎᖅᑕᐸᑦᑐᓄᑦ ᑎᖕᒥᐊᓄᑦ ᓴᐳᔾᔭᐅᓯᒪᕕᒃ ᐊᐅᓚᑕᐅᔪᐃᓐᓇᐅᓗᑎᒃ ᑲᑐᑎᔭᐅᓗᑎᒃ ᒐᕙᒪᒃᑯᓂᑦ ᐊᒻᒪᓗ ᑎᓕᔭᐅᓯᒪᔪᑦ ᐃᓄᐃᑦ ᐊᐅᓚᑦᓯᔨᖏᑦ; ᐊᒻᒪᓗ

ᐃᒪᐃᒻᒪᑦ, ᒥᓂᔅᑕ ᐊᕙᑎᓕᕆᔩᒃᑯᓄᖅ ᐱᓴᒃᓴᖅᑐᖅ ᓵᖓᓂ ᑲᓇᑕᐅᑉ ᒪᓕᒐᓕᐅᕐᑎᖏᓐᓄᑦ ᐱᓪᓗᒋᑦ ᑲᓇᑕᒥ ᐆᒪᔪᖃᕐᕖᑦ ᐊᒻᒪᓗ ᐅᑎᖅᑕᐸᑦᑐᓄᑦ ᑎᖕᒥᐊᓄᑦ ᓴᐳᔾᔭᐅᓯᒪᕕᒃ ᐊᒻᒪᓗ ᐊᑎᓕᐅᖅᓯᔪᑦ ᐃᓄᐃᑦ ᐊᒃᑐᖅᑕᐅᓂᐊᕐᓂᖏᓐᓄᑦ ᐱᕙᓪᓕᕈᑕᐅᔪᓐᓇᖅᑐᓄᓪᓗ ᐊᖏᕈᑏᑦ ᐊᖏᖅᓯᔪᓐᓇᖅᓗᑎᒃ ᐊᒻᒪᓗ ᑭᒡᒐᖅᑐᖅᓗᒋᑦ ᑲᓇᑕᐅᑉ ᒐᕙᒪᒃᑯᖏᑦ; ᐊᒻᒪᓗ

ᐃᒪᐃᒻᒪᑦ, ᓄᓇᕗᑦ ᑐᓐᖓᕕᒃ ᑎᒥᖓ ᐱᔭᒃᓴᖅᑐᖅ ᐋᕿᒃᓯᐃᓗᑎᒃ ᑎᑎᕋᖅᓯᒪᔪᖅ ᐊᑖᓂ ᐃᓚᖓ 39 *ᓄᓇᕗᒻᒥ ᓄᓇᑖᕈᑎᓄᑦ ᐊᖏᕈᑎᑦ*, ᐊᒻᒪᓗ ᕿᑎᕐᒥᐅᑦ ᐃᓄᐃᑦ ᑲᑐᔾᔨᖃᑎᒌᖏᑦ, ᑭᕙᓪᓕᖅ ᐃᓄᐃᑦ ᑲᑐᔾᔨᖃᑎᒌᖏᑦ, ᐊᒻᒪᓗ ᕿᑭᖅᑕᓂ ᐃᓄᐃᑦ ᑲᑐᔾᔨᖃᑎᒌᖏᑦ ᐅᑯᐊ ᑎᓕᔭᐅᓯᒪᔪᑦ ᐃᓄᐃᑦ ᐊᐅᓚᑦᓯᔨᖏᑦ ᐱᓴᒃᓴᖅᑐᑦ ᐊᑖᒍᑦ ᐃᓚᖓ 39 *ᓄᓇᕗᒻᒥ ᓄᓇᑖᕈᑎᓄᑦ ᐊᖏᕈᑎᑦ* ᐋᔩᖃᑎᒌᒍᑎᒋᓗᒋᑦ ᑕᒪᑐᒧᖓ

ᐃᓄᐃᑦ ᐊᒃᑐᖅᑕᐅᓂᐊᕐᓂᖏᓐᓄᑦ ᐱᕚᓪᓕᕈᑕᐅᔪᓐᓇᖅᑐᓄᓪᓗ ᐊᖏᕈᑏᑦ, ᐊᒻᒪᓗ ᑕᒪᕐᒥᒃ ᖁᓛᓂ ᐅᖃᖅᓯᒪᔪᑦ ᐊᐅᓚᑦᓯᔩᑦ ᑲᑐᔾᔩᓪᓗᑎᒃ ᐊᑎᓕᐅᖅᓯᒪᔪᑦ ᑕᒪᑐᒥᖓ ᐃᓄᐃᑦ ᐊᒃᑐᖅᑕᐅᓂᐊᕐᓂᖏᓐᓄᑦ ᐱᕚᓪᓕᕈᑕᐅᔪᓐᓇᖅᑐᓄᓪᓗ ᐊᖏᕈᑏᑦ ᐊᖏᓯᖅᓯᓗᑎᒃ ᐱᓪᓗᒋᑦ ᐊᒻᒪᓗ ᑭᒡᒐᖅᑐᖅᓱᒋᑦ ᑕᒪᕐᒥᒃ ᐃᓄᐃᑦ ᓄᓇᕗᑦ ᓇᓗᓇᐃᖅᑕᐅᓯᒪᓂᖓ;

ᒫᓐᓇ, ᑕᐃᒪᐃᒻᒪᑦ, ᐃᓱᒪᒋᔭᐅᓗᑎᒃ ᑕᐃᒪᓐᓇᐅᓂᐊᖅᓯᒪᓂᕋᖅᑕᖏᑦ, ᐊᑐᐊᒐᐃᑦ ᒪᓕᒋᐊᓖᓪᓗ ᐃᓗᐊᓃᑦᑐ ᐅᕝᕙᓂ, ᐱᓇᓱᐊᖃᑎᒌᑦ ᐊᖏᖅᑐᑦ ᐃᒪᓐᓇ:

ᐃᓚᖓ 1 — ᑕᐃᒎᓯᖏᑦ

1.1 ᑐᑭᖏᑦ ᐅᖃᖅᓯᒪᓂᖏᑦᑕ ᓇᓗᓇᐃᖅᓯᒪᔪᑦ *ᓄᓇᕗᒻᒥ ᓄᓇᑖᕈᑎᓄᑦ ᐊᖏᕈᑎᑦ* ᐊᒻᒪᓗ ᐊᑐᖅᓯᔪᑦ ᐊᔾᔨᖏᓐᓂᒃ ᑐᑭᖏᓐᓂᒃ ᐃᓗᐊᓂᑦ ᐃᓄᐃᑦ ᐊᒃᑐᖅᑕᐅᓂᐊᕐᓂᖏᓐᓄᑦ ᐱᕚᓪᓕᕈᑕᐅᔪᓐᓇᖅᑐᓄᓪᓗ ᐊᖏᕈᑏᑦ, ᑐᑭᖏᑦ ᐊᔾᔩᑦ ᐅᖃᖅᓯᒪᔪᓂ ᐃᓚᖓ 1 *ᓄᓇᕗᒻᒥ ᓄᓇᑖᕈᑎᓄᑦ ᐊᖏᕈᑎᓂ*.

1.2 ᑭᓯᐊᓂ ᐃᓗᓕᖏᑦ ᑎᑎᕋᖅᓯᒪᔭᕆᐊᖃᕈᓂ, ᐱᔾᔪᑎᒋᓗᒍ ᐅᓇ ᐃᓄᐃᑦ ᐊᒃᑐᖅᑕᐅᓂᐊᕐᓂᖏᓐᓄᑦ ᐱᕚᓪᓕᕈᑕᐅᔪᓐᓇᖅᑐᓄᓪᓗ ᐊᖏᕈᑏᑦ :

"ᐊᐅᓚᑦᑎᖃᑎᒌᖕᓂᕐᒧᑦ ᑲᑎᒪᔨᕋᓛᑦ" ᑐᑭᖃᖅᑐᑦ ᐊᐅᓚᑦᑎᖃᑎᒌᖕᓂᕐᒧᑦ ᑲᑎᒪᔨᕋᓛᑦ, ᓇᓗᓇᐃᔭᑦᑎᐊᖅᓯᒪᔪᖅ ᐊᑖᓂ;"

"ᐊᑕᔪᖅ ᓄᓇᓕᒃ" ᑐᑭᖃᖅᑐᖅ ᓄᓇᓖᑦ ᐊᑕᔪᑦ ᐊᑕᐅᓯᕐᒧᑦ ᐅᓄᑦᑐᓄᑦᑑᓐᓃᑦ ᑲᓇᑕᒥ ᐆᒪᔪᖃᕐᕖᑦ ᐅᕝᕙᓘᓃᑦ ᐅᑎᖅᑕᐸᑦᑐᓄᑦ ᑎᖕᒥᐊᓄᑦ ᓴᐳᔾᔭᐅᓯᒪᕕᒃᓂᕐᔪᑎᓄᑦ, ᑎᑎᕋᖅᓯᒪᔪᑦ 2-1;

"ᐊᐅᓚᑦᑎᖃᑎᒌᖕᓂᕐᒧᑦ ᑲᑎᒪᔨᕋᓛᑦ" (ᓄᓇᒥᒃ ᑲᑐᔾᔨᖃᑎᒌᒃᑐᑦ ᑲᑎᒪᔨᕋᓛᖏᑦ) ᑐᑭᖃᖅᑐᖅ ᐃᓄᐃᑦ / ᒐᕙᒪᒃᑯᑦ ᑲᓇᑕᒥ ᐆᒪᔪᖃᕐᕖᑦ ᐅᕝᕙᓘᓃᑦ ᐅᑎᖅᑕᐸᑦᑐᓄᑦ ᑎᖕᒥᐊᓄᑦ ᓴᐳᔾᔭᐅᓯᒪᕕᒃ ᐊᐅᓚᑦᑎᖃᑎᒌᑦ ᑲᑎᒪᔨᕋᓛᑦ ᑕᐃᒪᓐᓇᐅᔭᕆᐊᖃᖅᑎᑕᐅᔪᑦ 9.3.2, 9.3.7 ᐊᒻᒪᓗ 8.4.11 *ᓄᓇᕗᒻᒥ ᓄᓇᑖᕈᑎᓄᑦ ᐊᖏᕈᑎᕐ*;

"ᑲᓇᑕᒥ ᐆᒪᔪᓕᕆᓂᕐᒧᑦ ᐱᖁᔭᕐᔪᐊᖅ" ᑐᑭᖃᖅᑐᖅ *ᑲᓇᑕᒥ ᐆᒪᔪᓕᕆᓂᕐᒧᑦ ᐱᖁᔭᕐᔪᐊᖅ*, ᐱᖁᔭᕋᓛᑦ ᐊᒻᒪᓗ ᓇᓕᐊᑐᐃᓐᓇᖅ ᑲᔪᓯᑦᑎᐊᓛᖑᔪᖅ ᒪᓕᒐᖅ ᐱᓯᒪᔪᑦ ᑲᓇᑕᒥ ᐆᒪᔪᖃᕐᕖᑦ;

"ᓄᓇᓕᖕᓂ ᐊᖏᕈᑎᓂᒃ ᐱᔪᓐᓇᐅᑎᓕᖕᓄᑦ ᑲᑎᒪᔨᕋᓛᑦ" ᑐᑭᖃᖅᑐᖅ ᓄᓇᓕᖕᓂ ᐊᖏᕈᑎᓂᒃ ᐱᔪᓐᓇᐅᑎᓕᖕᓄᑦ ᑲᑎᒪᔨᕋᓛᑦ, ᑐᑭᓕᐅᖅᓯᒪᕗᖅ ᐊᑖᓂ;

"ᓄᓇᓖ ᓄᓇᖁᑎᖏᓐᓄᑦ ᓄᓇᒥᐅᑕᕐᓄᓪᓗ ᑲᑎᒪᔨᕋᓛᑦ" ᑐᑭᖃᖅᑐᖅ ᓄᓇᓖ ᓄᓇᖁᑎᖏᓐᓄᑦ ᓄᓇᒥᐅᑕᕐᓄᓪᓗ ᑲᑎᒪᔨᕋᓛᑦ, ᑐᑭᓕᐅᖅᓯᒪᕗᖅ ᐊᑖᓂ;

"ᓄᓇᓕᖕᓂ ᐊᖏᕈᑎᓂᒃ ᐱᔪᓐᓇᐅᑎᓕᖕᓄᑦ ᑲᑎᒪᔨᕋᓛᑦ" ᐅᕝᕙᓘᓐᓃᑦ "ᓄᓇᓖ ᓄᓇᖁᑎᖏᓐᓄᑦ ᓄᓇᒥᐅᑕᖅᓄᓪᓗ ᑲᑎᒪᔨᕋᓛᑦ" ᑐᑭᖃᖅᑐᑦ ᑲᑎᒪᔨᕋᓛᑦ ᓴᕿᑕᐅᓯᒪᔪᑦ ᐊᕕᒃᑐᖅᓯᒪᔪᑦ ᐃᓄᐃᑦ ᑲᑐᔾᔨᖃᑎᒌᖕᒋᑦ ᓄᓇᕗᒻᒥ ᐅᖃᐅᔾᔭᐅᓂᐊᖅᑐᑦ ᐊᒻᒪᓗ ᐊᑐᓕᖅᑕᐅᖁᔨᓕᐅᖅᑲᑦᑕᖅᑐᑎᒃ ᑖᒃᑯᓇᙵ ᐊᕕᒃᑐᖅᓯᒪᔪᓂ ᐃᓄᐃᑦ ᑲᑐᔾᔨᖃᑎᒌᖕᒋᓐᓄᑦ ᐊᐅᓚᑕᐅᓯᓇᐊᖅᑐᓂᒃ ᐊᒻᒪᓗ ᐊᑐᖅᑕᐅᓂᖏᓐᓄᑦ ᐃᓄᐃᑦ ᓄᓇᖁᑎᖏᑦ ᐊᒻᒪᓗ ᐊᓯᖏᑦ ᓄᓇᖏᑦ, ᐃᒪᐃᑦ ᐊᒻᒪᓗ ᑭᓯᑐᐃᓐᓇᖏᑦ ᐊᒃᑑᑎᔪᑦ ᓄᓇᒥ;"

"ᐱᖅᑯᓯᑐᖃᖃᕐᕕᐅᔪᑦ ᐃᓂᖏᑦ ᐱᒻᒪᕆᐅᔪᑦ ᐃᓄᖕᓄᑦ" ᑐᑭᖃᖅᑐᖅ ᐃᓂᒋᔭᐅᔪᑦ ᐱᒻᒪᕆᐅᔪᑦ ᐃᓄᐃᑦ ᐱᐅᓯᑐᖃᖏᓐᓄᑦ ᐱᔾᔪᑎᒋᓪᓗᒋᑦ ᐅᑯᐊᓗ ᓇᓗᓇᐃᖅᑕᐅᓯᒪᔪᑦ ᒪᓕᒐᓗᒋᑦ ᐊᖏᕈᑎᑦ 6.4.3 ᐊᒻᒪᓗ 6.4.4;

"ᑲᓇᑕᒥ ᐆᒪᔪᓕᕆᓂᕐᒧᑦ ᐱᖁᔭᕐᔪᐊᖅ" ᑐᑭᖃᖅᑐᖅ *ᑲᓇᑕᒥ ᐆᒪᔪᓕᕆᓂᕐᒧᑦ ᐱᖁᔭᕐᔪᐊᖅ*, ᓇᓗᓇᐃᑦᑎᐊᖅᓯᒪᔪᖅ ᖁᓛᓂ;

"ᑲᓇᑕᒥ ᐆᒪᔪᓕᕆᔨᕐᔪᐊᑯᑦ" ᑐᑭᖃᖅᑐᖅ ᑲᓇᑕᒥ ᐆᒪᔪᓕᕆᔨᕐᔪᐊᑯᑦ ᑖᒃᑯᓇᙵᑦ ᑲᓇᑕᐅᑉ ᒐᕙᒪᒃᑯᖏᓐᓂᑦ ᐊᕙᑎᓕᕆᔨᒃᑯᓂᑦ ᐊᒻᒪᓗ ᓇᓕᐊᑐᐃᓐᓇᖅ ᐊᑕᔪᑦ

ᑖᒃᑯᓄᖓ, ᑲᒪᕕᒋᓪᓗ, ᑎᒥᖁᑎᖏᑦ ᐅᕝᕙᓘᓐᓃᑦ ᐊᐅᓚᑦᓯᕕᖏᑦ ᐱᔭᒃᓴᖃᖅᑐᑦ ᑲᓇᑕᒥ ᐆᒪᔪᖃᕐᕖᑦ ᐊᒻᒪᓗ ᐅᑎᖅᑕᐸᑦᑐᓄᑦ ᑎᖏᐊᓄᑦ ᓴᐳᔾᔭᐅᓯᒪᕕᒃ;

“ᐃᑕᕐᓂᑕᓕᕆᔩᒃᑯᑦ ᐱᐅᓯᑐᖃᓕᕆᔩᒃᑯᑦ” ᑐᑭᖃᖅᑐᑦ ᑎᐅᓕᑐᐊᓕᓂ ᒐᕙᒪᒃᑯᑦ ᐃᑕᕐᓂᑕᓕᕆᔩᒃᑯᑦ ᐱᐅᓯᑐᖃᓕᕆᔩᒃᑯᑦ ᐊᒻᒪᓗ ᓇᓕᐊᑐᐃᓐᓇᖅ ᐊᑕᔪᑦ ᑖᒃᑯᓄᖓ, ᑎᒥᖁᑎᖏᑦ ᐅᕝᕙᓘᓐᓃᑦ ᐊᐅᓚᑦᓯᕕᖏᑦ ᐱᔭᒃᓴᖃᖅᑐᑦ ᐃᑕᕐᓂᑕᖃᖅᑐᓂᒃ ᓄᓇᒥ ᐊᒻᒪᓗ ᐃᑕᕐᓂᑕᓂᒃ;

ᐊᕙᑎᓕᕆᔩᒃᑯᑦ (ᓄᓇᕗᑦ)” ᑐᑭᖃᖅᑐᖅ ᑎᐅᓕᑐᐊᓕ ᒐᕙᒪᒃᑯᑦ ᐊᕙᑎᓕᕆᔩᒃᑯᖏᑦ ᐊᒻᒪᓗ ᓇᓕᐊᑐᐃᓐᓇᖅ ᐊᑕᔪᑦ ᑖᒃᑯᓄᖓ ᑎᒥᖁᑎᖏᑦ ᐅᕝᕙᓘᓐᓃᑦ ᐊᐅᓚᑦᓯᕕᖏᑦ ᐱᔭᒃᓴᖃᖅᑐᑦ ᓂᕐᔪᑎᓂᒃ;

“ᐊᑰᑎᖃᓕᕐᕕᖓ ᐅᓪᓗᖅ” ᑐᑭᖃᖅᑐᖅ ᐅᓪᓗᖅ ᐅᓇ ᐃᓄᐃᑦ ᐊᒃᑐᖅᑕᐅᓂᐊᕐᓂᖏᓐᓄᑦ ᐱᕚᓪᓕᕈᑕᐅᔪᓐᓇᖅᑐᓄᓪᓗ ᐊᖏᕈᑏᑦ ᐊᑰᑎᖃᓕᖅᑎᓪᓗᒍ ᑖᒃᑯᓄᖓ ᑲᓇᑕᒥ ᐆᒪᔪᖃᕐᕖᑦ ᐅᕝᕙᓘᓃᑦ ᐅᑎᖅᑕᐸᑦᑐᓄᑦ ᑎᖏᐊᓄᑦ ᓴᐳᔾᔭᐅᓯᒪᕕᒃ ᒪᓕᒡᓗᒍ 2.2.3;

ᐊᖏᒡᓕᒋᐊᖅᑐᖅ” ᑐᑭᖃᖅᑐᖅ ᐊᓯᑦᔭᖅᑐᑦ ᑭᒡᓕᖏᑦ ᑲᓇᑕᒥ ᐆᒪᔪᖃᕐᕖᑦ ᐅᕝᕙᓘᓃᑦ ᐅᑎᖅᑕᐸᑦᑐᓄᑦ ᑎᖏᐊᓄᑦ ᓴᐳᔾᔭᐅᓯᒪᕕᒃ ᐊᖏᒡᓕᒋᐊᖅᑐᑦ ᐅᕝᕙᓘᓐᓃᑦ ᐃᓚᔪᑦ ᓄᓇᓂᒃ ᐅᕝᕙᓘᓐᓃᑦ ᐃᒪᕐᓂᒃ ᑖᒃᑯᓄᖓ ᑲᓇᑕᒥ ᐆᒪᔪᖃᕐᕖᑦ ᐅᕝᕙᓘᓃᑦ ᐅᑎᖅᑕᐸᑦᑐᓄᑦ ᑎᖏᐊᓄᑦ ᓴᐳᔾᔭᐅᓯᒪᕕᒃ;

“ᑭᓯᖃᕐᕕᖑᖅᑎᑕᑕᑦ” ᑐᑭᖃᖅᑐᖅ ᓴᓂᕐᕙᒃᓯᒪᔪᑦ ᑲᓇᑕᒥ ᐆᒪᔪᖃᕐᕖᑦ ᐅᕝᕙᓘᓃᑦ ᐅᑎᖅᑕᐸᑦᑐᓄᑦ ᑎᖏᐊᓄᑦ ᓴᐳᔾᔭᐅᓯᒪᕕᒃ ᐊᑖᒍᑦ *ᑲᓇᑕᒥ ᐆᒪᔪᓕᕆᓂᕐᒧᑦ ᐱᖁᔭᕐᔪᐊᖅ* ᐅᕝᕙᓘᓐᓃᑦ *ᑎᖏᐊᑦ ᐅᑎᖅᑕᐸᒃᑐᐃᑦ ᐱᔾᔪᑕᐅᓂᖏᓐᓄᑦ ᐱᖁᔭᖅ*, ᐊᑖᓂ;

“ᐃᓄᐃᑦ ᐊᒃᑐᖅᑕᐅᓂᐊᕐᓂᖏᓐᓄᑦ ᐱᕚᓪᓕᕈᑕᐅᔪᓐᓇᖅᑐᓄᓪᓗ ᐊᖏᕈᑏᑦ” ᑐᑭᖃᖅᑐᖅ ᐃᓄᐃᑦ ᐊᒃᑐᖅᑕᐅᓂᐊᕐᓂᖏᓐᓄᑦ ᐱᕚᓪᓕᕈᑕᐅᔪᓐᓇᖅᑐᓄᓪᓗ ᐊᖏᕈᑏᑦ, ᓇᓗᓇᐃᑦᑎᐊᖅᓯᒪᔪᖅ ᐊᑖᓂ;

ᐃᓄᐃᑦ ᐊᒃᑐᖅᑕᐅᓂᐊᕐᓂᖏᓐᓄᑦ ᐱᕚᓪᓕᕈᑕᐅᔪᓐᓇᖅᑐᓄᓪᓗ ᐊᖏᕈᑏᑦ ᐊᑐᓕᖅᑎᑕᐅᓂᐊᖅᑐᓄᑦ ᑮᓇᐅᔭᒃᓴᐃᑦ” ᑐᑭᖃᖅᑐᑦ ᑮᓇᐅᔭᒃᓴᐃᑦ ᑐᓂᔭᐅᔪᑦ ᐅᕝᕙᓘᓐᓃᑦ ᑐᓂᔭᐅᓂᐊᖅᑐᑦ ᑖᒃᑯᓇᖓᑦ ᑲᓇᑕᐅᑉ ᒐᕙᒪᒃᑯᖏᓐᓂᑦ ᐊᖏᕈᑎᓂ ᐅᖃᖅᓯᒪᔪᖅ 15.2.1;

“ᑐᑭᓯᓇᖅᓯᑎᑦᑎᓂᖅ” ᑐᑭᖃᖅᑐᖅ ᑐᓵᔩᑦ;

ᑐᑭᓯᓇᖅᓯᑎᑦᑎᔾᔪᑏᑦ ᑎᑎᖃᑦ” ᑐᑭᖃᖅᑐᑦ ᑐᑭᓯᓇᖅᓯᑎᑦᑎᔾᔪᑕᐅᔪᑦ ᑎᑎᖃᑦ ᓴᕿᑕᐅᔪᑦ ᐊᖏᕈᑎᓂ ᐃᓚᖓ 6.8;

ᐃᓄᐃᑦ ᑎᒥᖁᑎᖏᑦ ᑐᑭᖃᖅᑐᑦ ᓇᖕᒥᓂᕆᔭᐅᔪᑦ ᐊᔪᖏᑦᑐᒃ ᐃᓄᐃᑦ ᑎᒥᖁᑎᖏᑦ ᐊᑖᒍᑦ ᐃᓚᖓ 24 *ᓄᓇᕗᒻᒥ ᓄᓇᑖᕈᑎᓄᑦ ᐊᖏᕈᑎᑦ*;

“ᐃᓄᐃᑦ ᐊᒃᑐᖅᑕᐅᓂᒃᓴᖏᓐᓄᑦ ᐊᒻᒪᓗ ᐃᑲᔫᓯᐊᒃᓴᓄᑦ ᐊᖏᕈᑏᑦ” (ᐃᓄᐃᑦ ᐊᒃᑐᖅᑕᐅᓂᐊᕐᓂᖏᓐᓄᑦ ᐱᕚᓪᓕᕈᑕᐅᔪᓐᓇᖅᑐᓄᓪᓗ ᐊᖏᕈᑏᑦ ᑐᑭᖃᖅᑐᖅ) ᑐᑭᖃᖅᑐᖅ ᐃᓄᐃᑦ ᐊᒃᑐᖅᑕᐅᓂᐊᕐᓂᖏᓐᓄᑦ ᐱᕚᓪᓕᕈᑕᐅᔪᓐᓇᖅᑐᓄᓪᓗ ᐊᖏᕈᑏᑦ ᑕᒪᓐᓇᐅᔭᕆᐊᖒᖃᖅᑎᑕᐅᔪᑦ ᐃᓚᖓ 4 ᐊᒻᒪᓗ ᒪᓕᒐᖅ 8 ᐊᒻᒪᓗ ᐃᓚᖓ 4 ᒪᓕᒐᖅ 9 *ᓄᓇᕗᒻᒥ ᓄᓇᑖᕈᑎᑦ ᐊᖏᕈᑎᖏᓐᓂ*, ᐅᕝᕙᓘᓐᓃᑦ ᐅᓇ ᐃᓄᐃᑦ ᐊᒃᑐᖅᑕᐅᓂᐊᕐᓂᖏᓐᓄᑦ ᐱᕚᓪᓕᕈᑕᐅᔪᓐᓇᖅᑐᓄᓪᓗ ᐊᖏᕈᑏᑦ, ᑕᐃᒪᓐᓇ ᐅᖃᖅᓯᒪᔭᕆᐊᖃᕐᓂᖏᑦᑎᒍᑦ;

“ᐃᓄᐃᑦ ᐅᖃᐅᓯᖓ” ᑐᑭᖃᖅᑐᖅ ᐃᓄᒃᑎᑐᑦ ᐅᕝᕙᓘᓐᓃᑦ ᐃᓄᐃᓐᓇᖅᑐᑦ, ᑕᐃᒪᓐᓇᐅᓴᕆᐊᖃᖅᑎᓪᓗᒋᑦ;

“ᐃᓄᐃᑦ ᑎᒥᖏ” ᑐᑭᖃᖅᑐᖅ ᓄᓇᕗᑦ ᑐᓐᖓᕕᒃ ᑎᒥᖓ ᐊᒻᒪᓗ ᐊᕕᒃᑐᖅᓯᒪᔪᑦ ᐃᓄᐃᑦ ᑲᑐᔾᔨᖃᑎᒌᖏᑦ;

“*ᐃᓄᐃᑦ ᖃᐅᔨᒪᔭᑐᖃᖏᑦ*” ᑐᑭᖃᖅᑐᖅ ᐅᑯᐊ ᐱᐅᓯᑐᖃᖏᑦ, ᒫᓐᓇᐅᔪᖅ ᐊᒻᒪᓗ ᑕᒪᖅᒥᒃ ᐃᓄᐃᑦ ᐊᑑᑎᖏᑦ, ᐅᒃᐱᕆᔭᖏᑦ, ᐊᑐᖅᓯᒪᔭᖏᑦ, ᑕᐅᑦᑐᖏᑦ ᐊᒻᒪᓗ ᖃᐅᔨᒪᔭᖏᑦ ᐱᓪᓗᒋᑦ ᐊᕙᑎ, ᑕᒪᒃᑯᐊᓗ ᓄᓇ, ᐃᒪᖅ, ᓂᕐᔪᑎᑦ ᐊᒻᒪᓗ ᐃᓄᐃᑦ, ᑕᒪᐅᖓ ᐃᓄᐃᑦ ᐃᓚᒋᔭᐅᕗ ᐊᕙᑎᑦᑎᓂ;

“ᐃᓄᐃᑦ ᐳᓚᕋᑦᑎᓄᑦ ᑲᒪᔨᐅᔪᑦ” ᑐᑭᖃᖅᑐᖅ ᐃᓄᒃ ᐅᕝᕙᓘᓐᓃᑦ ᐃᓄᐃᑦ ᑎᒥᖁᑎᖏ ᑐᓂᓯᓯᒪᔪᑦ, ᐅᕝᕙᓘᓐᓃᑦ ᑐᓂᓯᓯᒪᔪᒪᔪᑦ, ᐱᖁᑎᓂᒃ ᐅᕝᕙᓘᓐᓃᑦ ᐱᔨᑦᑎᕋᐅᑎᓂᒃ ᐳᓚᕋᑎᓄᑦ;

“ᑭᓯᒐᓚᖏᑦ” ᑐᑭᖃᖅᑐᖅ ᑭᓯᒐᓚᖏᑦ ᓄᓇᒥᐅᑕᐃᑦ ᐱᒻᒪᕆᐅᔪᑦ ᐃᓄᖕᓄᑦ ᐅᑯᐊᓗ ᓴᕿᑕᐅᓯᒪᔪᑦ ᐊᖏᕈᑎᓂ ᐃᓚᖓ 6.4 ᑎᑭᖦᖢᒍ 6.7;

“ᐃᓄᐃᑦ ᓄᓇᖁᑎᖏᑦ” ᑐᑭᖃᖅᑐᖅ ᐃᓄᐃᑦ ᓄᓇᖁᑎᖏ ᓇᓗᓇᐃᖅᑕᐅᑦᑎᐊᖅᓯᒪᔪᑦ ᐃᓚᖓ 1.1.1 *ᓄᓇᕗᒻᒥ ᓄᓇᑖᕈᑎᓄᑦ ᐊᖏᕈᑎᑦ*;

“ᐊᐅᓚᑦᑎᔾᔪᑕᐅᔪᑦ ᐸᕐᓇᐅᑎᓄ” ᑐᑭᖃᖅᑐᖅ ᐊᐅᓚᑦᑎᓂᖅ ᐸᕐᓇᐅᑎᖏᓐᓂᒃ ᑲᓇᑕᒥ ᐆᒪᔪᖃᖅᕖᑦ ᐅᕝᕙᓘᓐᓃᑦ ᐅᑎᖅᑕᐸᑦᑐᓄᑦ ᑎᖕᒥᐊᓄᑦ ᓴᐳᔾᔭᐅᓯᒪᕚᒃ, ᑕᐃᒪᓐᓇᐅᓴᕆᐊᖃᖅᑐᑦ 9.3.8 ᐊᒻᒪᓗ 8.4.13 ᓄᓇᕗᒻᒥ *ᓄᓇᑖᕈᑎᓄᑦ ᐊᖏᕈᑎᑦ* ᐊᒻᒪᓗ ᐃᓚᖓ 3 ᑖᒃᑯᓇᓂ ᐃᓄᐃᑦ ᐊᒃᑐᖅᑕᐅᓂᐊᖅᓂᖏᓐᓄᑦ ᐱᕚᓪᓕᕈᑕᐅᔪᓐᓇᖅᑐᓄᓪᓗ ᐊᖏᕈᑏᑦ;

“*ᑎᖕᒥᐊᑦ ᐅᑎᖅᑕᐸᒃᑐᐃᑦ ᐱᔾᔪᑕᐅᓂᖏᓐᓄᑦ ᐱᖁᔭᖅ*” ᑐᑭᖃᖅᑐᖅ *ᑎᖕᒥᐊᑦ ᐅᑎᖅᑕᐸᒃᑐᐃᑦ ᐱᔾᔪᑕᐅᓂᖏᓐᓄᑦ ᐱᖁᔭᖅ*, ᓇᓗᓇᐃᖅᓯᒪᔪᖅ ᐊᑖᓂ ᑐᑭᖓ;

“ᐅᑎᖅᑕᐸᑦᑐᓄᑦ ᑎᖕᒥᐊᓄᑦ ᓴᐳᔾᔭᐅᓯᒪᕚᒃ” ᑐᑭᖃᖅᑐᖅ ᐅᑎᖅᑕᐸᑦᑐᓄᑦ ᑎᖕᒥᐊᓄᑦ ᓴᐳᔾᔭᐅᓯᒪᕚᒃ ᐊᑖᓂ ᑐᑭᓕᐅᖅᓯᒪᔪᖅ;

“*ᑎᖕᒥᐊᑦ ᐅᑎᖅᑕᐸᒃᑐᐃᑦ ᐱᔾᔪᑕᐅᓂᖏᓐᓄᑦ ᐱᖁᔭᖅ*” ᑐᑭᖃᖅᑐᖅ *ᑎᖕᒥᐊᑦ ᐅᑎᖅᑕᐸᒃᑐᐃᑦ ᐱᔾᔪᑕᐅᓂᖏᓐᓄᑦ ᐱᖁᔭᖅ*, ᐃᓚᖃᖅᑐᖅ *ᑲᑎᒪᐅᑎᑦᑎᒍᑦ* ᐊᑕᔪᖅ ᑕᕝᕗᖓ *ᐱᖁᔭᕐᔪᐊᖅ ᒪᓕᒋᐊᖃᖅᑐᖅ*, ᐱᖁᔭᕐᑖᓕᒃ ᐊᒻᒪᓗ ᓇᓕᐊᑐᐃᓐᓇᖅ ᐊᑕᔪᖅ ᒪᓕᒐᖅ ᐱᓪᓗᒋᑦ ᐅᑎᖅᑕᐸᑦᑐᓄᑦ ᑎᖕᒥᐊᓄᑦ ᓴᐳᔾᔭᐅᓯᒪᕚᒃ;

“ᐅᑎᖅᑕᐸᑦᑐᓄᑦ ᑎᖕᒥᐊᓄᑦ ᓴᐳᔾᔭᐅᓯᒪᕚᒃ” ᑐᑭᖃᖅᑐᖅ ᐅᑎᖅᑕᐸᑦᑐᓄᑦ ᑎᖕᒥᐊᓄᑦ ᓴᐳᔾᔭᐅᓯᒪᕚᒃ ᓄᓇᕗᑦ ᓇᓗᓇᐃᖅᑕᐅᓯᒪᓂᖓ ᐊᑖᒍᑦ *ᑎᖕᒥᐊᑦ ᐅᑎᖅᑕᐸᒃᑐᐃᑦ ᐱᔾᔪᑕᐅᓂᖏᓐᓄᑦ ᐱᖁᔭᖅ*;

“ᒥᓂᔅᑕ” ᑐᑭᖃᖅᑐᖅ ᒐᕙᒪᑐᖃᒃᑯᓂ ᒥᓂᔅᑕ ᐊᕙᑎᓕᕆᔨᒃᑯᑦ ᐅᕝᕙᓘᓐᓃᑦ ᒥᓂᔅᑕ ᑎᓕᔭᐅᓯᒪᔪᖅ, ᑭᓯᐊᓂ ᐃᒪᓐᓇ ᐅᖃᖅᓯᒪᒍᓂ;

“ᑲᓇᑕᒥ ᐆᒪᔪᖃᖅᕖᑦ” ᑐᑭᖃᖅᑐᖅ ᑲᓇᑕᒥ ᐆᒪᔪᖃᖅᕖᑦ ᓴᕿᑕᐅᓯᒪᔪᑦ ᓄᓇᕗᑦ ᓇᓗᓇᐃᖅᑕᐅᓯᒪᓂᖓ ᐊᑖᒍᑦ *ᑲᓇᑕᒥ ᐆᒪᔪᓕᕆᓂᕐᒧᑦ ᐱᖁᔭᕐᔪᐊᖅ*;

“*ᓄᓇᕗᒻᒥᒃ ᓄᓇᑖᕈᑎᓄᑦ ᐊᖏᕈᑎᑦ*” ᑐᑭᖃᖅᑐᑦ *ᓄᓇᕗᒻᒥᒃ ᓄᓇᑖᕈᑎᓄᑦ ᐊᖏᕈᑎᑦ*, ᐊᑖᖕᓂ ᓇᓗᓇᐃᑦᑎᐊᖅᓯᒪᔪᖅ;

“ᓄᓇᕗᑦ ᓇᓗᓇᐃᖅᑕᐅᓯᒪᓂᖓ” ᑐᑭᖃᖅᑐᖅ ᓄᓇᕗᑦ ᓇᓗᓇᐃᖅᑕᐅᓯᒪᓂᖓ ᓇᓗᓇᐃᑦᑎᐊᖅᓯᒪᔪᑦ 1.1.1 ᑖᒃᑯᓇᓂ *ᓄᓇᕗᒻᒥᒃ ᓄᓇᑖᕈᑎᓄᑦ ᐊᖏᕈᑎᑦ*;

“ᓄᓇᕗᑦ ᑐᓐᖓᕕᒃ ᑎᒥᖓ” ᑐᑭᖃᖅᑐᖅ ᓄᓇᕗᑦ ᑐᓐᖓᕕᒃ ᑎᒥᖓ;

ᓄᓇᕗᒻᒥᒃ ᓄᓇᑖᕈᑎᓄᑦ ᐊᖏᕈᑎᑦ ᑐᑭᖃᖅᑐᑦ ᐊᖏᕈᑏᑦ ᐊᕚᑖᓂᑦ ᐃᓄᐃᑦ *ᓄᓇᕗᒻᒥ ᓄᓇᖃᖅᑐᑦ* ᐊᒻᒪᓗ ᑯᐃᖕ ᐱᔪᓐᓇᐅᑎᖓᒍᑦ ᑲᓇᑕᒧᑦ ᑖᒃᑯᐊ ᐊᖏᖅᑲᑎᒌᒃᓯᒪᔪᑦ ᓂᕈᐊᖅᓂᒃᑯᑦ ᐃᓄᐃᑦ ᓄᓇᕗᒻᒥᒃ ᓄᓇᖓᓂᒃ ᐊᒻᒪᓗ ᑖᒃᑯᓅᓇᖅ *ᓄᓇᕗᒻᒥᒃ ᓄᓇᑖᕈᑎᓄᑦ ᐊᖏᕈᑎᑦ* S.C. 1993 c. 29;

“ᑲᓇᑕᒥ ᐆᒪᔪᖃᖅᕚᑦ” ᑐᑭᖃᖅᑐᖅ ᑲᓇᑕᒥ ᐆᒪᔪᖃᖅᕚᑦ, ᖁᓛᓂ ᓇᓗᓇᐃᑦᑎᐊᖅᓯᒪᔪᖅ;

“ᐱᓇᓱᐊᖃᑎᒌᑦ” ᑐᑭᖃᖅᑐᖅ ᓄᓇᕗᑦ ᓇᓗᓇᐃᖅᑕᐅᓯᒪᓂᖓ, ᑭᒡᒐᖅᑐᖅᑕᐅᔪᑦ ᓄᓇᕗᑦ ᑐᓐᖓᕕᒃ ᑎᒥᖓ ᐊᒻᒪᓗ ᐱᖓᓱᑦ ᐊᕕᒃᑐᖅᓯᒪᔪᓂ ᐃᓄᐃᑦ ᑲᑐᔾᔨᖃᑎᒌᑦ, ᐊᒻᒪᓗ ᑯᐃᖕ ᐱᔪᓐᓇᐅᑎᖃᖅᓂᖓᓄ ᑲᓇᑕᒥᒃ, ᑭᒡᒐᖅᑐᖅᑐᖅ ᒥᓂᔅᑕ, ᐊᒻᒪᓗ “ᐱᓇᓱᐊᖃᑎᒌᑦ” ᑐᑭᖃᖅᑐᖅ ᓇᓕᐊᑐᐃᓐᓇᖅ ᐊᑐᓂ ᖁᓛᓂ ᐊᑎᖃᖅᑐᑦ;

“ᐊᕕᒃᑐᖅᓯᒪᔪᑦ ᐃᓄᐃᑦ ᑲᑐᔾᔨᖃᑎᒌᖏᑦ” ᑐᑭᖃᖅᑐᖅ ᕿᑎᖅᒥᐅᑦ ᐃᓄᐃᑦ ᑲᑐᔾᔨᖃᑎᒌᖏᑦ, ᑭᕙᓪᓕᖅ ᐃᓄᐃᑦ ᑲᑐᔾᔨᖃᑎᒌᖏᑦ, ᐅᕝᕙᓘᓐᓃᑦ ᕿᑭᖅᑕᓂ ᐃᓄᐃᑦ ᑲᑐᔾᔨᖃᑎᒌᖏᑦ, ᑎᑎᕋᖅᓯᒪᓂᖓ ᑕᐃᒪᓐᓇᐅᔭᕆᐊᖃᖅᑎᓪᓗᒍ;

“ᖃᐅᔨᓴᖅᑎ” ᑐᑭᖃᖅᑐᖅ ᐃᓄᑦ ᐱᔪᓐᓇᐅᑎᑖᖅᓯᒪᔪᖅ ᖃᐅᔨᓴᖅᓯᓂᐊᖅᑐᖅ ᐃᓗᐊᓂ ᑭᒡᓕᖏᓐᓂ ᑲᓇᑕᒥ ᐆᒪᔪᖃᖅᕚᑦ ᐅᕝᕙᓘᓃᑦ ᐅᑎᖅᑕᐸᑦᑐᓄᑦ ᑎᖕᒥᐊᓄᑦ ᓴᐳᔾᔭᐅᓯᒪᕕᒃ;

“ᐱᔾᔪᑎᒃᓴᑦ” ᑐᑭᖃᖅᑐᖅ ᐅᔭᕋᐅᔭᑦ ᐊᒻᒪᓗ ᑭᖑᕕᕆᓐᓇᖅᑐᑦ ᐆᒻᒪᖅᑯᑎᖃᖅᕕᑦ ᓄᓇᒥᑦ;

“ᐊᕕᒃᑐᖅᓯᒪᔪᑦ ᐃᓄᐃᑦ ᑲᑐᔾᔨᖃᑎᒌᖏᑦ” ᑐᑭᖃᖅᑐᖅ ᐊᕕᒃᑐᖅᓯᒪᔪᑦ ᓄᓇᓖᑦ ᐃᓄᐃᑦ ᑲᑐᔾᔨᖃᑎᒌᖏᑦ, ᓇᓗᓇᐃᑦᑎᐊᖅᓯᒪᔪᖅ ᖁᓛᓂ;

“*ᐆᒪᔪᑦ ᐊᑦᑕᕐᓇᖅᑐᒦᓕᖅᑐᑦ ᓄᖑᑕᐅᓕᖅᑐᑦᓗ ᐱᖁᔭᖅᔪᐊᖅ*” ᑐᑭᖃᖅᑐᖅ *ᐆᒪᔪᑦ ᐊᑦᑕᕐᓇᖅᑐᒦᓕᖅᑐᑦ ᓄᖑᑕᐅᓕᖅᑐᑦᓗ ᐱᖁᔭᖅᔪ* ᓇᓗᓇᐃᑦᑎᐊᖅᓯᒪᔪᖅ ᐊᑖᓂ;

“ᓂᖅᔪᑎᓄᑦ ᐃᓱᒫᓗᒋᔭᐅᓕᖅᑐᓄᑦ ᐱᖁᔭᖅ” ᑐᑭᖃᖅᑐᖅ ᓂᖅᔪᑎᓄᑦ ᐃᓱᒫᓗᒋᔭᐅᓕᖅᑐᓄᑦ ᐱᖁᔭᖅ, ᐱᖁᔭᖅᑖᖏᑦ ᐊᒻᒪᓗ ᓇᓕᐊᑐᐃᓐᓇᖅ ᒪᓕᒐᖅ ᐊᑑᑎᔪᖅ;

“ᑲᑎᑦᑐᒋᑦ ᐊᖑᓇᓱᒃᑕᐅᔪᓐᓇᖅᑐᑦ” ᑐᑭᖃᖅᑐᖅ ᑲᑎᑦᑐᒋᑦ ᐊᖑᓇᓱᒃᑕᐅᔪᓐᓇᖅᑐᑦ, ᐊᑖᓂ ᓇᓗᓇᐃᑦᑎᐊᖅᓯᒪᔪᑦ;

“ᑲᑎᑦᑐᒋᑦ ᐊᖑᓇᓱᒃᑕᐅᔪᓐᓇᖅᑐᑦ” ᑐᑭᖃᖅᑐᖅ ᑲᑎᑦᑐᒋᑦ ᐊᖑᓇᓱᒃᑕᐅᔪᓐᓇᖅᑐᑦ ᓇᓗᓇᐃᑦᑎᐊᖅᓯᒪᔪᑦ 5.1.1 *ᓄᓇᕗᒻᒥᒃ ᓄᓇᑖᕈᑎᓄᑦ ᐊᖏᕈᑎᑦ*;

“ᐳᓛᖅᑐᑦ” ᑐᑭᖃᖅᑐᖅ ᑭᓇᑐᐃᓐᓇᖅ, ᑖᒃᑯᐊᓗ ᑮᓇᐅᔭᓕᐅᖅᓯᖃᖅᑎᐅᔪᑦ ᐃᖏᕐᕋᑎᑦᑎᔪᑦ, ᐃᓯᖅᑐᑦ ᐅᕝᕙᓘᓐᓃᑦ ᐊᑐᖅᑐᑦ ᑲᓇᑕᒥ ᐆᒪᔪᖃᖅᕚᑦ ᐅᕝᕙᓘᓃᑦ ᐅᑎᖅᑕᐸᑦᑐᓄᑦ ᑎᖕᒥᐊᓄᑦ ᓴᐳᔾᔭᐅᓯᒪᕕᒃ, ᐅᑯᐊᖑᖕᖏᑦᑐᑦ:

(a) ᐃᓄᒃ ᐅᕝᕙᓘᓐᓃᑦ ᐃᓚᖓ ᖃᑕᙳᑎᖓ ᐃᖏᕐᖃᑎᒋᔭᖏᑦ ᐃᓅᑉ;

(b) ᑭᓇᑐᐃᓐᓇᖅ ᐊᙳᓇᓱᒍᓐᓇᐅᑎᑖᖅᓯᒪᔪᖅ ᐱᔪᓐᓇᕐᓂᓕᒃ ᐊᑖᒍᑦ 5.7.34 ᑖᒃᑯᓇᓂ ᓄᓇᕗᒻᒥᒃ ᓄᓇᑖᕈᑎᓄᑦ ᐊᖏᕈᑎᖅ;

(c) ᐃᖅᑲᓇᐃᔭᕐᑎ ᐅᕝᕙᓘᓐᓃᑦ ᑳᓐᑐᕌᒃᑕᐅᓯᒪᔪᖅ ᓴᓇᑎᑕᐅᔪᖅ ᑲᓇᑕᒥ ᐆᒪᔪᓕᕆᔨᕐᔪᐊᑯᑦ ᐅᕝᕙᓘᓐᓃᑦ ᐊᓯᖏᑦ ᒐᕙᒪᒃᑯᑦ ᐱᓕᕆᑎᑕᐅᔪᖅ ᐱᑦᑐᒍ ᐃᖅᑲᓇᐃᔮᓂ ᐅᕝᕙᓘᓐᓃᑦ ᑳᓐᑐᕌᒃᑕᐅᓯᒪᓂᓂ; ᐅᕝᕙᓘᓐᓃᑦ

(d) ᖃᐅᔨᓴᖅᑎ.

“ᓂᕐᔪᑎᕐᑲᖅᑐᑦ ᓄᓇᑦ ᐱᒻᒪᕆᐅᕗᑦ ᐃᓄᖕᓄᑦ” ᑐᑭᕐᑲᖅᑐᖅ ᓄᓇᐃᑦ ᐱᒻᒪᕆᐅᔪᑦ ᐃᓄᖕᓄᑦ ᓂᕐᔪᑎᕐᑲᕐᒪᑕ ᐊᒻᒪᓗ ᐊᓯᖏᓐᓂᒃ ᐱᔾᔪᑎᕐᑲᖅᑐᑦ ᓇᓗᓇᐃᖅᓯᒪᓪᓗᑎᒃ ᐊᖏᕈᑎ 6.4.3 ᐊᒻᒪᓗ 6.4.4.

ᐃᓚᖓ 2 — ᖃᓄᐃᓐᓇᖅ ᒪᓕᒃᓯᒪᔭᕆᐊᓕᑦ

2.1 ᑐᖓᔾᔪᑎᑦ

2.1.1 ᐅᓇ ᐊᔾᔨᐅᓐᖏᑦᑐᖅ ᐃᓚᒌᒍᓯᖓᑦ ᐊᕙᑖᓕᑦ ᐃᓄᐃᑦ ᓄᓇᕗᒻᒥ ᐊᒻᒪᓗ ᐆᒪᔪᓕᒫᑦ ᐊᕙᑎᓕᒫᖏᓪᓗ ᓄᓇᕗᑦ ᓇᓗᓇᐃᖅᑕᐅᓯᒪᓂᖓ ᐅᓇ ᓯᓚᑎᓕᒫᖑᖓ ᐆᒪᔪᓕᒫᑦ ᑭᓯᓕᒫᖏᓪᓗ ᐊᒻᒪᓗ ᐃᓅᓯᕐᒥᖕᓄᑦ ᐱᓯᒪᔪᖅ. *ᐃᓄᐃᑦ ᖃᐅᔨᒪᔭᑐᖃᖏᑦ* ᐃᓚᒋᔭᖓ ᑭᓱᑐᐃᓐᓇᒧᑦ ᖃᐅᔨᒪᔾᔪᑕᐅᓪᓗᓂ, ᐅᓇᓗ ᐊᑐᕆᐊᓕᒃ ᐊᒻᒪᓗ ᑕᒪᑐᒥᖓ ᐃᓄᐃᑦ ᐱᔭᒃᓴᕆᓂᐊᖅᑕᖓᒃ ᐃᓱᒪᓕᐅᕆᓂᐊᖅᑐᓄᑦ ᐱᓪᓗᒋᑦ ᓄᓇᐃᑦ, ᐃᒪᐃᑦ ᐊᒻᒪᓗ ᑕᕆᐅᑦ ᓄᓇᕗᑦ ᓇᓗᓇᐃᖅᑕᐅᓯᒪᓂᖓ.

2.1.2 ᑲᓇᑕᒥ ᐆᒪᔪᖃᕐᕚᑦ ᐊᒻᒪᓗ ᐅᑎᖅᑕᐸᑦᑐᓄᑦ ᑎᖕᒥᐊᓄᑦ ᓴᐳᔾᔭᐅᓯᒪᕙᒃ ᐱᒻᒪᕆᐅᔪᑦ ᐃᑲᔫᑎᖕᒪᑕ ᓂᕐᔪᑎᓄᑦ ᐊᒻᒪᓗ ᓂᕐᔪᑎᑦ ᐃᓂᖏᓐᓄᑦ ᓴᐳᓐᓂᐊᖅᑐᑦ ᓄᓇᕗᑦ ᓇᓗᓇᐃᖅᑕᐅᓯᒪᓂᖓ, ᑲᓇᑕ ᐊᒻᒪᓗ ᓄᓇᕐᔪᐊᖅ. ᐊᐅᓚᑦᑎᖃᑎᒌᒍᑕᐅᓂᐊᖅᑐᑦ ᐃᓄᖕᓂᑦ ᐊᒻᒪᓗ ᑲᓇᑕᒥ ᐆᒪᔪᓕᕆᔨᕐᔪᐊᑯᑦ ᒪᓕᒃᖢᒋᑦ *ᓄᓇᕗᒻᒥᒃ ᓄᓇᑖᕈᑎᓄᑦ ᐊᖏᕈᑎᑦ* , ᐅᓇ ᐃᓄᐃᑦ ᐊᒃᑐᖅᑕᐅᓂᐊᕐᓂᖏᓐᓄᑦ ᐱᕚᓪᓕᕈᑕᐅᔪᓐᓇᖅᑐᓄᑦ ᐊᖏᕈᑎᑦ, ᐊᖏᖅᑕᐅᓯᒪᔪᖅ ᐊᐅᓚᑦᑎᔾᔪᑕᐅᓂᐊᖅᑐᓄ ᐸᕐᓇᐅᑎᑦ, *ᐃᓄᐃᑦ ᖃᐅᔨᒪᔭᑐᖃᖏᑦ*, ᖃᐅᔨᓴᖅᑎᒻᒪᕇᑦ ᖃᐅᔨᒪᔾᔪᑎᒋᓗᒋᑦ ᐊᒻᒪᓗ , ᑭᓯᐊᓂ ᒪᓕᑦᑎᐊᓐᖏᑉᐸᑕ *ᓄᓇᕗᒻᒥᒃ ᓄᓇᑖᕈᑎᓄᑦ ᐊᖏᕈᑎᑦ, ᑎᖕᒥᐊᑦ ᐅᑎᖅᑕᐸᒃᑐᐃᑦ ᐱᔾᔪᑕᐅᓂᖏᓐᓄ, ᑦᑲᓇᑕᒥ ᐆᒪᔪᓕᕆᓂᕐᒧᑦ ᐱᖁᔭᕐᔪᐊᖅ, ᓂᕐᔪᑎᓄᑦ ᐃᓱᒫᓗᑎᓴᐅᓕᖅᑐᓄᑦ ᐱᖁᔭᖅ* ᐊᒻᒪᓗ ᐊᓯᖏᑦ ᐊᒃᑑᑎᔪᑦ ᒪᓕᒐᖑᖅᓯᒪᔪᑦ.

2.1.3 ᐃᓄᐃᑦ ᐱᕈᕐᓴᐃᑦᑎᐊᕐᓗᑎᒃ ᑕᒪᑐᒧᖓᑦ ᐊᒻᒪᓗ ᐃᓚᐅᑦᑎᐊᕐᓗᑎᒃ ᑮᓇᐅᔭᑎᒍᑦ ᐱᕙᓪᓕᐊᑎᑦᑎᓂᕐᒥᑦ ᐊᒻᒪᓗ ᐊᓯᖏᓐᓂᒃ ᐱᕕᖃᕐᑎᑕᐅᑦᑎᐊᕐᓗᑎᒃ ᓴᕿᑦᑐᓂᑦ ᐊᒻᒪᓗ ᐊᑐᓕᖅᑕᐅᔪᓂᑦ ᑲᓇᑕᒥ ᐆᒪᔪᖃᕐᕚᑦ ᐊᒻᒪᓗ ᐅᑎᖅᑕᐸᑦᑐᓄᑦ ᑎᖕᒥᐊᓄᑦ ᓴᐳᔾᔭᐅᓯᒪᕙᒃ.

2.1.4 ᓴᕿᑕᐅᓂᖏᑦ ᐊᒻᒪᓗ ᐊᐅᓚᑕᐅᓂᖏ ᑲᓇᑕᒥ ᐆᒪᔪᖃᕐᕚᑦ ᐊᒻᒪᓗ ᐅᑎᖅᑕᐸᑦᑐᓄᑦ ᑎᖕᒥᐊᓄᑦ ᓴᐳᔾᔭᐅᓯᒪᕙᒃ ᐱᑕᖃᓐᖏᓪᓗᑎᒃ ᐃᓅᓯᓕᕆᓂᒃᑯᑦ ᐱᐅᓯᑐᖃᓕᕆᓂᒃᑯᑦ ᐸᕝᕕᓴᐃᔪᑦ ᐃᓄᖕᓄᑦ ᐊᒻᒪᓗ ᐃᓚᒌᒍᓯᖏᓐᓄᑦ ᐊᒻᒪᓗ ᐊᑐᕈᓯᖏᓐᓄᑦ ᓄᓇᓂᒃ (ᐃᓚᒋᔭᐅᓗᑎᕐ ᐃᓄᐃᑦ ᓄᓇᖁᑎᖏᑦ), ᐃᒪᐃᑦ ᐊᒻᒪᓗ ᐱᔾᔪᑎᒃᓴᑦ ᑖᒃᑯᓇᓂ ᑲᓇᑕᒥ ᐆᒪᔪᖃᕐᕚᑦ ᐊᒻᒪᓗ ᐅᑎᖅᑕᐸᑦᑐᓄᑦ ᑎᖕᒥᐊᓄᑦ ᓴᐳᔾᔭᐅᓯᒪᕙᒃ.

2.1.5 ᓴᕿᑕᐅᓂᖏᑦ ᐊᒻᒪᓗ ᐊᐅᓚᑕᐅᓂᖏ ᑲᓇᑕᒥ ᐆᒪᔪᖃᕐᕚᑦ ᐊᒻᒪᓗ ᐅᑎᖅᑕᐸᑦᑐᓄᑦ ᑎᖕᒥᐊᓄᑦ ᓴᐳᔾᔭᐅᓯᒪᕙᒃ ᒪᓕᑦᑎᐊᕐᓗᑎᒃ ᐃᓄᐃᑦ ᐊᖑᓇᓱᒍᓐᓇᕐᓂᖏᑦ ᐊᑖᒍᑦ *ᓄᓇᕗᒻᒥᒃ ᓄᓇᑖᕈᑎᓄᑦ ᐊᖏᕈᑎᑦ*.

2.1.6 ᐃᓄᐃᑦ ᐅᖃᐅᓯᖏᑦ ᐊᓯᐅᔾᔭᐃᕐᓗᒋᑦ ᐊᒻᒪᓗ ᐊᑐᕐᓗᒋᑦ ᐃᑲᔫᑎᑦ ᐊᒻᒪᓗ ᐊᑐᖅᑕᐅᓕᕐᑎᓪᓗᒋᑦ ᖃᐅᔨᒪᔭᐅᓕᑦᑎᐊᕐᓗᑎᒃ ᓴᕿᑕᐅᓂᖏᑦ ᐊᒻᒪᓗ ᐊᐅᓚᑕᐅᓂᖏ ᑲᓇᑕᒥ ᐆᒪᔪᖃᕐᕚᑦ ᐊᒻᒪᓗ ᐅᑎᖅᑕᐸᑦᑐᓄᑦ ᑎᖕᒥᐊᓄᑦ ᓴᐳᔾᔭᐅᓯᒪᕙᒃ.

2.1.7 ᐃᑦᑕᕐᓂᑕᖃᕐᕚᑦ ᐊᒻᒪᓗ ᐱᐅᓯᑐᖃᖃᕐᕚᑦ ᐃᓄᖕᓄᑦ ᓴᐳᒻᒥᕕᐅᓗᑎᒃ ᓴᕿᑕᐅᓯᒪᓗᑎᒃ ᐊᒻᒪᓗ ᐊᐅᓚᑕᐅᓗᑎᒃ ᑖᒃᑯᐊ ᑲᓇᑕᒥ ᐆᒪᔪᖃᕐᕚᑦ ᐊᒻᒪᓗ ᐅᑎᖅᑕᐸᑦᑐᓄᑦ ᑎᖕᒥᐊᓄᑦ ᓴᐳᔾᔭᐅᓯᒪᕙᒃ.

2.1.8 ᐱᕕᖃᕐᑎᑕᐅᑦᑎᐊᕐᓗᑎᒃ ᐃᓄᐃᑦ ᑕᒪᓐᓇ ᐃᓄᐃᑦ ᐊᒃᑐᖅᑕᐅᓂᐊᕐᓂᖏᓐᓄᑦ ᐱᕚᓪᓕᕈᑕᐅᔪᓐᓇᖅᑐᓄᑦ ᐊᖏᕈᑎᑦ ᑲᔪᖅᑭᕈᑕᐅᑎᐊᕈᓐᓇᖅᑐᑎᒃᑯ, ᐊᒻᒪᓗ ᑎᓕᐅᕆᑕᐅᓗᑎᒃ ᓇᖕᒥᓂᖅᓱᕈᓐᓇᖅᓯᐊᕐᒪᑕ ᐊᒻᒪᓗ ᐱᐅᓯᑐᖃᕐᓂᖏᓐᓄᑦ ᐊᒻᒪᓗ ᐃᓅᓯᓕᕆᓂᕐᒧᑦ-ᑮᓇᐅᔭᑎᒍᑦ ᐱᕙᓪᓕᐊᑎᑦᑎᓂᖅ ᖃᓄᐃᑦᑎᐊᕐᓗᒋᑦ ᐃᓄᐃᑦ.

2.1.9 ᐊᑐᓕᖅᑎᑕᐅᓗᓂ ᐅᓇ ᐃᓄᐃᑦ ᐊᑯᖅᑕᐅᓂᐊᕐᓂᖏᓐᓄᑦ ᐱᕚᓪᓕᕈᑕᐅᔪᓐᓇᖅᑐᓄᓪᓗ ᐊᖏᕈᑏᑦ ᐃᑲᔪᑎᖃᒌᑦᑎᐊᕐᓗᑎᒃ, ᓴᙳᓕᓯᒪᓐᖏᑦᑎᐊᖅᑐᓂᒃ, ᐊᒻᒪᓗ ᒪᓕᒡᓗᑎᒃ ᐊᖏᖃᑎᒌᑦᑎᐊᖅᓯᒪᓂᑎᒃ ᑖᒃᑯᐊ ᐱᓇᓱᐊᖃᑎᒌᑦ.

2.2 ᐱᓇᓲᑎᑦ

2.2.1 ᐅᑯᐊ ᐃᓄᐃᑦ ᐊᑯᖅᑕᐅᓂᐊᕐᓂᖏᓐᓄᑦ ᐱᕚᓪᓕᕈᑕᐅᔪᓐᓇᖅᑐᓄᓪᓗ ᐊᖏᕈᑏᑦ, ᐃᓚᒋᔭᐅᓪᓗᑎᒃ 2-1,3-1,6-1,15-1 ᐊᒻᒪᓗ ᐅᐃᒍᖅ I, ᒪᓕᒃᑐᖅ ᐃᓄᐃᑦ ᐊᑯᖅᑕᐅᓂᐊᕐᓂᖏᓐᓄᑦ ᐱᕙᓪᓕᐊᔾᔪᑎᒃᓴᓄᑦ ᐊᖏᕈᑏᑦ ᑕᐃᒪᓐᓇᐅᔭᓇᐊᖃᖅᑎᑕᐅᒐᒥᒃ ᐃᓚᖏᑦ 8 ᐊᒻᒪᓗ 9 ᑖᒃᑯᐊ *ᓄᓇᕗᒻᒥᒃ ᓄᓇᑖᕈᑎᓄᑦ ᐊᖏᕈᑎᑦ* ᑖᒃᑯᓄᖓ ᐊᑐᓂ ᑲᓇᑕᒥ ᐆᒪᔪᖃᕐᕖᑦ ᐊᒻᒪᓗ ᐅᑎᖅᑕᐸᑦᑐᓄᑦ ᑎᖕᒥᐊᓄᑦ ᓴᐳᔾᔭᐅᓯᒪᕕᒃ ᓇᓗᓇᐃᖅᓯᒪᔪᑦ 2-1 ᑕᕝᕙᓂ ᐃᓄᐃᑦ ᐊᑯᖅᑕᐅᓂᐊᕐᓂᖏᓐᓄᑦ ᐱᕚᓪᓕᕈᑕᐅᔪᓐᓇᖅᑐᓄᓪᓗ ᐊᖏᕈᑏᑦ.

2.2.2 ᑕᕝᕙᖓᑦ ᐊᑑᑎᖃᓕᕐᕕᖓᓂ ᐅᓪᓗᒥᑦ, ᐅᐃᒍᖅ ᐊᑑᑎᖃᓐᖏᑦᑐᖅ ᓇᓪᓕᐊᖕᓄᑐᐃᓐᓇᖅ ᑲᓇᑕᒥ ᐆᒪᔪᖃᕐᕖᑦ ᐅᕝᕙᓘᓃᑦ ᐅᑎᖅᑕᐸᑦᑐᓄᑦ ᑎᖕᒥᐊᓄᑦ ᓴᐳᔾᔭᐅᓯᒪᕕᒃ ᑭᓯᐊᓂ ᓂᖏᖓᓂᖅ ᑲᓇᑕᒥ ᐆᒪᔪᖃᕐᕖᑦ, ᑕᕝᕙᓃᑦᑐᖅ ᐅᐃᒍᖅ I ᒪᓕᒡᓗᒍ.

2.2.3 ᐅᓇ ᐃᓄᐃᑦ ᐊᑯᖅᑕᐅᓂᐊᕐᓂᖏᓐᓄᑦ ᐱᕚᓪᓕᕈᑕᐅᔪᓐᓇᖅᑐᓄᓪᓗ ᐊᖏᕈᑏᑦ ᐊᑑᑎᖃᓕᕐᔭᖅᑐᑦ ᐊᒻᒪᓗ ᐃᓇᖏᖅᑕᐅᓗᓂ 2008 ᐃᓄᐃᑦ ᐊᑯᖅᑕᐅᓂᐊᕐᓂᖏᓐᓄᑦ ᐱᕚᓪᓕᕈᑕᐅᔪᓐᓇᖅᑐᓄᓪᓗ ᐊᖏᕈᑏᑦ ᐊᑎᓕᐅᖅᑕᐅᓚᐅᖅᑐᖅ ᒥᓂᔅᑕᒥᑦ ᐊᒻᒪᓗ ᐊᖏᖅᑕᐅᓯᒪᔪᒥᑦ ᑭᒡᒐᖅᑐᕐᑎ ᓄᓇᕗᑦ ᑐᓐᖓᕕᒃ ᑎᒥᖓ ᐊᒻᒪᓗ ᐊᕕᒃᑐᖅᓯᒪᔪᑦ ᐃᓄᐃᑦ ᑲᑐᔾᔨᖅᑎᒌᑦ.

2.2.4 ᐅᓇ ᐊᖏᕈᑎ ᐊᑎᓕᐅᖅᑕᐅᔪᓐᓇᖅᑐᖅ ᐊᒻᒪᓗ ᐅᓪᓗᓕᖅᑕᐅᓗᓂ ᐊᔾᔨᑎᐊᖏᓐᓂᒃ ᑎᑎᕋᖃᑦᑕᖅᑐᑦ ᓴᓇᖃᑎᒥᑦ ᐱᒋᓂᐊᖅᑕᖏᑦ ᑕᕐᕋᖏᑦ, ᐊᑐᓂ ᐊᑎᓕᐅᖅᓯᒪᓕᑐᐊᕈᑎᒃ ᐊᒻᒪᓗ ᐅᓪᓗᓕᖅᓯᒪᓗᑎᒃ ᑕᐃᒪ ᑎᑎᖃᓪᓚᓇᐅᓕᖅᑐᖅ. ᑕᒪᕐᒥ ᐊᑕᔪᑦ ᑕᕐᕋᖏᑦ ᑲᑎᖓᓪᓗᑎᒃ ᑖᒃᑯᐊᑦᑕᐃᓐᓇᐃᑦ ᐊᒻᒪᓗ ᑖᒃᑯᓄᖓᑦᑕᐃᓐᓇᖅ ᐱᒋᓗᒋᑦ. ᐊᑐᓂ ᐱᓇᓱᐊᖃᑎᒌᑦ ᐊᖏᖃᑎᒌᓪᓗᑎᒃ ᑐᓂᓯᓯᒪᖃᑎᒌᓪᓗᑎᒃ ᐊᓯᑎᒃ ᑎᒥᐅᔪᑦ ᖃᕋᓴᐅᔭᕐᒧᑦ ᐃᓕᓯᒪᔪᓂᒃ ᑕᕐᕋᖏᓐᓂᒃ ᐊᑎᓕᐅᖅᓯᒪᔪᓂᒃ ᐊᒻᒪᓗ ᐅᓪᓗᖃᖅᑐᖅ ᓴᓇᖃᑎᖏᓐᓂᐊᖅᑐᑦ ᑕᕐᕋᖏᑦ, ᑕᐃᑲᓂ ᐅᓪᓗᐊᓂ ᐊᑎᓕᐅᕐᕕᖓᓂ, ᓱᒃᑲᔪᒃᑯᑦ ᐅᕝᕙᓘᓐᓃᑦ ᖃᕋᓴᐅᔭᒃᑯᑦ, ᖃᐅᔨᓇᕐᓂᐊᖅᑐᖅ ᐊᑎᓕᐊᖓᒍᑦ. ᐱᓇᓱᐊᖃᑎᒌᑦ ᖃᐅᔨᑎᑦᑎᓗᑎᒃ ᓈᒻᒪᓈᖅᓯᒪᓂᖓᓂᒃ ᓲᕐᓗ ᖃᕋᓴᐅᔭᒃᑯᑦ ᐃᓕᔭᐅᓯᒪᔪᑦ ᑕᕐᕋᖏᑦ ᓴᓇᖃᑎᖓᓄᐊᖅᑐᑦ ᑕᐃᒪᓗ ᐃᓄᐃᑦ ᐊᑯᖅᑕᐅᓂᐊᕐᓂᖏᓐᓄᑦ ᐱᕙᓪᓕᐊᔾᔪᑎᒃᓴᓄᑦ ᐊᖏᕈᑎᑦ ᐊᑐᖅᑕᐅᔪᓐᓇᖅᓯᓪᓗᑎᒃ ᐊᑑᑎᖃᓕᖅᓗᑎᒃ.

2.3 ᑮᓇᐅᔭᓕᕆᔾᔪᑕᐅᔪᓂᑦ ᐊᑐᕈᓐᓇᖅᑐᑦ

2.3.1 ᐅᑯᐊ ᐊᑭᓕᐅᑎᑦ ᐊᑖᒍᑦ ᑖᒃᑯᐊ ᐃᓄᐃᑦ ᐊᑯᖅᑕᐅᓂᐊᕐᓂᖏᓐᓄᑦ ᐱᕚᓪᓕᕈᑕᐅᔪᓐᓇᖅᑐᓄᓪᓗ ᐊᖏᕈᑏᑦ ᐊᑐᓕᖅᑎᑕᐅᓯᒪᒋᐊᓕᑦ ᑲᓇᑕᒥ ᒪᓕᒐᓕᐅᕐᑎᕐᔪᐊᓄᑦ ᐊᑑᑎᖃᕐᓗᑎᒃ ᐱᔾᔪᑎᒋᓪᓗᒍ ᒐᕙᒪᒃᑯᑦ ᐊᕐᕌᒍᐊᑎᒍᑦ ᐊᑭᓕᐅᑎᑦ.

2.4 ᐋᕿᒌᐊᕐᓂᖅ

2.4.1 ᐱᓯᒪᔪᑦ ᒪᓕᒐᖅ 2.4.2, ᐅᓇ ᐃᓄᐃᑦ ᐊᑯᖅᑕᐅᓂᐊᕐᓂᖏᓐᓄᑦ ᐱᕙᓪᓕᐊᔾᔪᑎᒃᓴᓄᑦ ᐊᖏᕈᑏᑦ ᐋᕿᒋᐊᖅᑕᐅᔪᓐᓇᖅᑐᖅ ᑎᑎᕋᕐᓗᑎᒃ ᐊᖏᖃᑎᒌᒃᓯᒪᔪᓄᑦ ᑕᒪᐃᓐᓄᑦ ᐱᓇᓱᐊᖃᑎᒌᓄᑦ.

2.4.2 ᐅᓇ ᐋᕿᒋᐊᕈᑎᔪᖅ ᐅᕝᕙᓘᓐᓃᑦ ᐃᓚᒋᐊᕈᑎᔪᖅ ᐅᐃᒍᒧᑦ ᐅᕝᕙᓘᓐᓃᑦ ᑐᓐᖓᔾᔪᑖᓄᑦ ᐱᓪᓗᒍ ᓇᓪᓕᐊᒃ ᑲᓇᑕᒥ ᐆᒪᔪᖃᖅᕖᑦ ᐅᕝᕙᓘᓃᑦ ᐅᑎᖅᑕᐸᑦᑐᓄᑦ ᑎᖕᒥᐊᓄᑦ ᓴᐳᔾᔭᐅᓯᒪᕙᒃ ᑎᑎᕋᖅᓯᒪᓗᑎᒃ ᐊᖏᖅᑕᐅᔭᕆᐊᓕᑦ ᑲᓇᑕᒥ ᐆᒪᔪᓕᕆᔩᔾᔪᐊᑯᑦ, ᓄᓇᕗᑦ ᑐᓐᖓᕙᒃ ᑎᒥᖓ, ᐊᒻᒪᓗ ᐊᒃᑑᑎᔪᑦ ᐊᕙᒃᑐᖅᓯᒪᔪᓂ ᐃᓄᐃᑦ ᑲᑐᔾᔨᖃᑎᒌᖕᒋᑦ.

2.5 ᐊᓯᖏᑦ ᖃᓄᑐᐃᓐᓇᖅ ᒪᓕᒃᓯᒪᔭᕆᐊᓕᑦᑕᐅᖅ

2.5.1 ᐅᑯᐊ ᐃᓄᐃᑦ ᐊᒃᑐᖅᑕᐅᓂᐊᕐᓂᖏᓐᓄᑦ ᐱᕚᓪᓕᕈᑕᐅᔪᓐᓇᖅᑐᓄᓪᓗ ᐊᖏᕈᑏᑦ ᒪᓕᒐᕐᑎᒍᑦ ᐋᕿᒃᑕᐅᓯᒪᔪᑦ ᐊᒻᒪᓗ ᒪᓕᒃᑕᐅᔪᓐᓇᕐᓗᑎᒃ ᐊᖏᕈᑏᑦ.

2.5.2 ᐅᓇ ᐃᓄᐃᑦ ᐊᒃᑐᖅᑕᐅᓂᐊᕐᓂᖏᓐᓄᑦ ᐱᕚᓪᓕᕈᑕᐅᔪᓐᓇᖅᑐᓄᓪᓗ ᐊᖏᕈᑏᑦ ᐊᐅᓚᑕᐅᔪᖅ ᒪᓕᒐᖏᑦᑎᒍᑦ ᓄᓇᕗᑦ ᐊᒻᒪᓗ ᑲᓇᑕ, ᐊᑑᑎᖃᕐᓗᑎᒃ.

2.5.3 ᐅᓇ ᐃᓄᐃᑦ ᐊᒃᑐᖅᑕᐅᓂᐊᕐᓂᖏᓐᓄᑦ ᐱᕚᓪᓕᕈᑕᐅᔪᓐᓇᖅᑐᓄᓪᓗ ᐊᖏᕈᑏᑦ ᐃᓚᒋᓐᖏᑦᑕᖓ *ᓄᓇᕗᒻᒥᒃ ᓄᓇᑖᕈᑎᓄᑦ ᐊᖏᕈᑎᑦ*, ᐊᒻᒪᓗ ᐅᓇ ᓄᓇᑖᕈᑎᓄᑦ ᐊᖏᕈᑕᐅᓐᖏᑦᑐᖅ ᐅᕝᕙᓘᓐᓃᑦ ᐊᖏᖃᑎᒌᒍᑕᐅᓯᒪᓐᖏᑦᑐᖅ ᓄᓇ ᐱᓪᓗᒍ ᐃᓗᐊᓂ ᑐᑭᖓ 35 *ᑲᓇᑕᐅᑉ ᐱᖁᔭᕐᔪᐊᖓᓂ, 1982*.

2.5.4 ᐱᑕᖃᓐᖏᑦᑐᖅ ᐅᕙᓂ ᐃᓄᐃᑦ ᐊᒃᑐᖅᑕᐅᓂᐊᕐᓂᖏᓐᓄᑦ ᐱᕚᓪᓕᕈᑕᐅᔪᓐᓇᖅᑐᓄᓪᓗ ᐊᖏᕈᑏᑦ ᑐᑭᓕᐊᓇᔭᐅᓇᓯᖕᓂᐊᓐᖏᑦᑐᖅ ᑕᐃᒪᓗ ᐊᑑᑕᐅᓇᓱᒃᓗᓂ ᐅᕝᕙᓘᓐᓃᑦ ᐊᖏᕈᑕᐅᓇᓱᒃᓗᓂᓗ ᓇᓕᐊᑐᐃᓐᓇᓄ ᓄᓇᖃᖅᑳᖅᓯᒪᔪᓂᑦ ᐅᕝᕙᓘᓐᓃᑦ ᐱᔪᓐᓇᐅᑎᖏᓐᓄᑦ ᐃᓄᐃᑦ.

2.5.5 ᐅᓇ ᐃᓄᐃᑦ ᐊᒃᑐᖅᑕᐅᓂᐊᕐᓂᖏᓐᓄᑦ ᐱᕚᓪᓕᕈᑕᐅᔪᓐᓇᖅᑐᓄᓪᓗ ᐊᖏᕈᑏᑦ ᐊᒻᒪᓗ ᑕᒪᕿᒃ ᑐᑭᖏᑦ ᑕᐃᔭᐅᖃᑦᑕᕐᓂᐊᖅᑐᑦ ᐊᔾᔩᑦᑎᐊᒥᒃ ᒪᓕᑦᑎᐊᕐᓗᑎᒃ ᐅᕝᕙᓘᓐᓃᑦ ᐊᑲᐅᓐᖏᓕᐅᓐᖏᑦᑎᐊᕐᓗᑎᒃ ᐊᕙᑖᓂ ᐃᓄᐃᑦ ᐊᒃᑐᖅᑕᐅᓂᐊᕐᓂᖏᓐᓄᑦ ᐱᕚᓪᓕᕈᑕᐅᔪᓐᓇᖅᑐᓄᓪᓗ ᐊᖏᕈᑏᑦ *ᐊᒻᒪᓗ ᓄᓇᕗᒻᒥᒃ ᓄᓇᑖᕈᑎᓄᑦ ᐊᖏᕈᑎᑦ*, ᐅᑯᐊ *ᓄᓇᕗᒻᒥᒃ ᓄᓇᑖᕈᑎᓄᑦ ᐊᖏᕈᑎᑦ* ᓴᖏᓂᖃᓐᖏᑦᑐᖅ ᒪᓕᑦᑎᐊᓐᖏᒃᑯᓂ ᐊᒻᒪᓗ ᐊᑲᐅᓐᖏᓕᐅᕈᓂ.

2.5.6 ᑐᑭᒧᐊᒍᑕᐅᓂᐊᓐᖏᑦᑐᑦ ᐅᕝᕙᓘᓐᓃᑦ ᐲᖅᓯᓯᒪᓗᑎᒃ ᑕᒪᑐᒪᖓᑦ ᐃᓄᐃᑦ ᐊᒃᑐᖅᑕᐅᓂᐊᕐᓂᖏᓐᓄᑦ ᐱᕚᓪᓕᕈᑕᐅᔪᓐᓇᖅᑐᓄᓪᓗ ᐊᖏᕈᑏᑦ ᑐᑭᓕᐅᕈᑕᐅᓗᓂ ᑕᒪᑐᒧᖓ *ᓄᓇᕗᒻᒥᒃ ᓄᓇᑖᕈᑎᓄᑦ ᐊᖏᕈᑎᑦ*.

2.5.7 ᐅᓇ ᐃᓄᐃᑦ ᐊᒃᑐᖅᑕᐅᓂᐊᕐᓂᖏᓐᓄᑦ ᐱᕚᓪᓕᕈᑕᐅᔪᓐᓇᖅᑐᓄᓪᓗ ᐊᖏᕈᑏᑦ ᑕᒪᐃᓐᓂᒃ ᐊᖏᖃᑎᒌᒍᑕᐅᓐᖏᑦᑐᖅ ᐊᖏᕈᑎᓄᑦ ᐊᑖᒍᑦ 5.7.18 *ᓄᓇᕗᒻᒥᒃ ᓄᓇᑖᕈᑎᓄᑦ ᐊᖏᕈᑎᑦ*, ᐊᒻᒪᓗ ᐅᓇ ᓴᕿᑦᑎᓯᒪᓐᖏᑦᑐᖅ ᐊᔪᓕᕐᑎᑦᑎᓯᒪᓂᕐᒥᒃ ᐃᓄᐃᑦ ᐊᑐᕈᓐᓇᕐᓗᒋᑦ ᑎᑎᕋᖅᓯᒪᔪᓂ *ᓄᓇᕗᒻᒥᒃ ᓄᓇᑖᕈᑎᓄᑦ ᐊᖏᕈᑎᑦ*.

2.5.8 ᐅᓇ ᐲᖅᑕᐅᓯᒪᓂᖓ ᑕᒪᑐᒪᖓ ᐃᓄᐃᑦ ᐊᒃᑐᖅᑕᐅᓂᐊᕐᓂᖏᓐᓄᑦ ᐱᕚᓪᓕᕈᑕᐅᔪᓐᓇᖅᑐᓄᓪᓗ ᐊᖏᕈᑏᑦ ᓇᓕᐊᖕᓂᑐᐃᓐᓇᖅ ᑎᑎᕋᖅᓯᒪᔪᓂ ᐃᓚᖏᑦ 8-3 ᑖᒃᑯᓇᓂ *ᓄᓇᕗᒻᒥᒃ ᓄᓇᑖᕈᑎᓄᑦ ᐊᖏᕈᑎᑦ* ᑐᑭᖑᐊᓕᐅᖅᑎᐅᓂᐊᓐᖏᑦᑐᑦ ᓈᒻᒪᓐᖏᑦᑐᓂᒃ ᐃᓚᓕᐅᑎᓯᒪᔪᓄ ᑕᒪᑐᒧᖓ ᐅᕝᕙᓘᓐᓃᑦ ᓇᓪᓕᐊᖕᓂᑐᐃᓐᓇᖅ ᓯᕗᓂᒃᓴᖏᑦ ᐃᓄᐃᑦ ᐊᒃᑐᖅᑕᐅᓂᐊᕐᓂᖏᓐᓄᑦ ᐱᕚᓪᓕᕈᑕᐅᔪᓐᓇᖅᑐᓄᓪᓗ ᐊᖏᕈᑏᑦ.

2.5.9 ᐅᑯᐊ ᐱᖁᔭᑦ, ᐃᓚᖏᑦ ᐊᒻᒪᓗ ᐅᐃᒍᑦ ᒪᓕᒃᑐᑦ ᑕᒪᑐᒧᖓ ᐃᓄᐃᑦ ᐊᒃᑐᖅᑕᐅᓂᐊᕐᓂᖏᓐᓄᑦ ᐱᕚᓪᓕᕈᑕᐅᔪᓐᓇᖅᑐᓄᓪᓗ ᐊᖏᕈᑏᑦ ᐊᒻᒪᓗ ᐅᖃᓕᒫᖅᑕᐅᔪᓐᓇᕐᓗᑎᒃ ᐊᑕᐅᑦᑎᒃᑯᑦ ᐊᒻᒪᓗ ᑐᑭᖏᑦ ᐊᑕᐅᓯᐅᓗᑎᒃ ᐃᒻᒥᒍᑦ ᐊᖏᕈᑎ. ᐅᑯᐊ ᐅᖃᓇᐊᖕᖓᐅᑎᑦ, ᑐᓐᖓᔾᔪᑎᑦ, ᐊᒻᒪᓗ ᑐᑭᑖᖅᐸᓪᓕᐊᔾᔪᑎᒃᓴᑦ ᑕᒪᑐᒧᖓ ᐃᓄᐃᑦ ᐊᒃᑐᖅᑕᐅᓂᐊᕐᓂᖏᓐᓄᑦ ᐱᕚᓪᓕᕈᑕᐅᔪᓐᓇᖅᑐᓄᓪᓗ

ᐊᖏᕈᑏᑦ ᐃᑲᔫᑎᐅᕙᓱᒃᑐᑦ ᑐᑭᓕᐅᕈᑎᒋᓪᓗᒋᑦ ᐃᓄᐃᑦ ᐊᒃᑐᖅᑕᐅᓂᐊᕐᓂᖏᓐᓄᑦ ᐱᕚᓪᓕᕈᑕᐅᔪᓐᓇᖅᑐᓄᓪᓗ ᐊᖏᕈᑎᑦᑎᓐᓂ.

2.5.10 ᐅᓇ ᐃᓄᐃᑦ ᐊᒃᑐᖅᑕᐅᓂᐊᕐᓂᖏᓐᓄᑦ ᐱᕚᓪᓕᕈᑕᐅᔪᓐᓇᖅᑐᓄᓪᓗ ᐊᖏᕈᑏᑦ ᒪᓕᒃᑐᖅ ᑕᒪᐃᓐᓂᒃ ᐊᖏᕈᑎᓂᒃ ᐊᕙᑖᓂᑦ ᐱᓇᓱᐊᖅᑎᑏᑦ ᐊᒻᒪᓗ ᐅᖃᓪᓕᒋᐊᖅᑐᕆᐊᓕᑦ ᐅᕝᕙᓘᓐᓃᑦ ᑎᑎᕋᖅᓯᒪᔪᓂᑦ ᑭᒡᒐᖅᑐᖅᑕᐅᓂᐊᓐᖏᑦᑐᑦ, ᐊᔪᖏᑎᑦᑎᔾᔪᑕᐅᓂᐊᓐᖏᑦᑐᖅ, ᐊᑭᓖᔾᔪᑕᐅᓖᕐᓗᓃᖅᓯᒪᓂᐊᓐᖏᑦᑐᖅ ᐅᕝᕙᓘᓐᓃᑦ ᖃᓄᐃᓕᖓᔭᓇᐊᖅᑎᑦᑎᔾᔪᑕᐅᓂᐊᓐᖏᑦᑐᖅ ᐊᒃᑐᐃᓗᓂᒃ ᐃᓄᐃᑦ ᐊᒃᑐᖅᑕᐅᓂᐊᕐᓂᖏᓐᓄᑦ ᐱᕚᓪᓕᕈᑕᐅᔪᓐᓇᖅᑐᓄᓪᓗ ᐊᖏᕈᑏᑦ ᑭᓯᐊᓂ ᐅᖃᖅᓯᒪᒍᓂ.

2.5.11 ᑕᐃᒪᓐᓇᐅᑎᑦᑎᓇᓱᐊᖕᓂᐊᓐᖏᑦᑐᑦ ᐅᑯᐊᓗ ᓇᓗᓇᖅᓯᑎᑦᑎᓯᒪᓗᑎᒃ ᑕᒪᑐᒧᖓ ᐃᓄᐃᑦ ᐊᒃᑐᖅᑕᐅᓂᐊᕐᓂᖏᓐᓄᑦ ᐱᕚᓪᓕᕈᑕᐅᔪᓐᓇᖅᑐᓄᓪᓗ ᐊᖏᕈᑏᑦ ᑐᑭᓯᓇᖅᓯᑎᓯᒪᓗᒋᑦ ᓈᒻᒪᒋᔭᖏᓐᓂᒃ ᑲᓇᑕᐅᑉ ᒐᕙᒪᒃᑯᖓᑕ ᐅᕝᕙᓘᓐᓃᑦ ᐃᓄᐃᑦ ᐱᓇᓱᐊᖅᑎᑏᑦ.

2.5.12 ᐱᑕᖃᕐᓂᐊᖅᑐᖅ ᐃᓄᒃᑎᑐᑦ, ᖃᓪᓗᓈᑎᑐᑦ ᐊᒻᒪᓗ ᐅᐃᕖᖅᑎᑐᑦ ᑖᒃᑯᓂᖓ ᐃᓄᐃᑦ ᐊᒃᑐᖅᑕᐅᓂᐊᕐᓂᖏᓐᓄᑦ ᐱᕚᓪᓕᕈᑕᐅᔪᓐᓇᖅᑐᓄᓪᓗ ᐊᖏᕈᑏᑦ. ᐅᑯᐊ ᖃᓪᓗᓈᑎᑑᖅᑐᑦ ᐊᒻᒪᓗ ᐅᐃᕖᖅᑎᑑᖅᑐᑦ ᐊᑑᑎᖃᕐᓂᖅᓴᐅᓂᐊᖅᓗᑎᒃ. ᐅᑯᐊ ᐱᓇᓱᐊᖅᑎᑏᑦ ᐊᖏᖃᑎᒌᓪᓗᑎᒃ ᐃᓄᒃᑎᑑᖅᑐᑦ ᐊᑐᖅᑕᐅᓂᐊᖅᑐᑦ ᐊᑑᑎᖃᕐᓂᐊᖅᑐᑦ.

2.5.13 ᐱᑕᖃᓐᖏᑦᑐᖅ ᐅᕙᓂ ᐃᓄᐃᑦ ᐊᒃᑐᖅᑕᐅᓂᐊᕐᓂᖏᓐᓄᑦ ᐱᕚᓪᓕᕈᑕᐅᔪᓐᓇᖅᑐᓄᓪᓗ ᐊᖏᕈᑏᑦ ᐊᒃᑐᐃᓇᔭᕐᓂᖏᓐᓂᒃ ᐱᔪᓐᓇᐅᑎᓂᒃ ᐅᕝᕙᓘᓐᓃᑦ ᐃᓄᐃᑦ ᐃᓕᐅᔪᓐᓇᐅᑎᖏᓐᓄᑦ ᐊᒻᒪᓗ ᐃᑲᔫᓯᐊᖅᑖᕈᑎᒃᓴᖏᓐᓄᑦ ᐱᓕᕆᑎᑦᑎᔾᔪᑕᐅᔪᓄᑦ ᓄᓇᕗᒻᒥ ᓄᓇᖃᖅᑐᓄᑦ, ᐃᓄᖕᓄᑦ ᐅᕝᕙᓘᓐᓃᑦ ᓄᓇᖃᖅᑳᖅᓯᒪᔪᓄᑦ.

2.5.14 ᐃᓕᒋᔭᐅᔪᖅ ᑲᓇᑕᐅᑉ ᒐᕙᒪᖃᕐᕕᖓᓂ ᐱᑎᑕᐅᓂᐊᓐᖏᑦᑐᖅ ᐃᓚᖓᓂ ᐅᕝᕙᓘᓐᓃᑦ ᑕᒪᑐᒪᖓᑦ ᐃᓄᐃᑦ ᐊᒃᑐᖅᑕᐅᓂᐊᕐᓂᖏᓐᓄᑦ ᐱᕚᓪᓕᕈᑕᐅᔪᓐᓇᖅᑐᓄᓪᓗ ᐊᖏᕈᑏᑦ ᐃᑲᔫᓯᐊᕈᑎᒋᓗᒍ ᑕᒫᖓᖅᑐᓂᒃ.

2.5.15 ᑐᐊᕕᕐᓇᖅᑐᐃᓐᓇᐃᑦ ᐱᓕᕆᓂᐊᕐᓗᒋᑦ ᑕᒪᕐᒥᒃ ᑐᓐᖓᕕᐅᔪᑦ ᑕᒪᑐᒧᖓ ᐃᓄᐃᑦ ᐊᒃᑐᖅᑕᐅᓂᐊᕐᓂᖏᓐᓄᑦ ᐱᕚᓪᓕᕈᑕᐅᔪᓐᓇᖅᑐᓄᓪᓗ ᐊᖏᕈᑏᑦ.

2.5.16 ᐊᑐᖅᓯᓗᑎᑦ ᐊᑕᐅᓯᐅᑎᓪᓗᒍ ᐅᓇ ᐃᓄᐃᑦ ᐊᒃᑐᖅᑕᐅᓂᐊᕐᓂᖏᓐᓄᑦ ᐱᕚᓪᓕᕈᑕᐅᔪᓐᓇᖅᑐᓄᓪᓗ ᐊᖏᕈᑏᑦ ᐃᓚᖃᖅᑐᖅ ᐊᑕᐅᓯᐅᓐᖏᓪᓗᓂ ᑕᐃᒎᓯᕆᓪᓗᒍ.

2.5.17 ᑕᐃᒪᓗ ᒥᓂᔅᑕ ᓴᓂᕐᕕᐃᓯᒪᓗᓂ ᐊᑕᐅᓯᕐᒥᒃ ᐅᕝᕙᓘᓐᓃᑦ ᐅᓄᕐᓂᖅᓴᓂᒃ ᒥᓂᔅᑕᐅᓗᓂ ᐅᕝᕙᓘᓐᓃᑦ ᑭᒡᒐᖅᑐᖅᑎᐅᓗᓂ ᐱᔭᒃᓴᖃᕐᓗᓂ ᐆᒪ ᐃᓄᐃᑦ ᐊᒃᑐᖅᑕᐅᓂᐊᕐᓂᖏᓐᓄᑦ ᐱᕚᓪᓕᕈᑕᐅᔪᓐᓇᖅᑐᓄᓪᓗ ᐊᖏᕈᑏᑦ, ᑲᓇᑕᒥ ᐆᒪᔪᓕᕆᔨᕐᔪᐊᑯᑦ ᑐᓴᕐᑎᑦᑎᓯᒪᓂᐊᖅᑐᑦ ᓴᓂᕐᕕᒃᑕᐅᓯᒪᔪᒥᒃ ᑭᒡᒐᖅᑐᕐᓂᐊᖅᑐᒥᒃ ᑖᒃᑯᓄᖓ ᐃᓄᖕᓄᑦ ᐱᓇᓱᐊᖅᑎᒌᓄᑦ, ᐊᒻᒪᓗ ᒥᓂᔅᑕ ᐱᔭᒃᓴᖃᕐᓗᓂ ᑕᒪᐃᓐᓄᑦ ᓴᓂᕐᕕᒃᑕᐅᓯᒪᔪᓄᑦ ᐊᒻᒪᓗ ᑭᒡᒐᖅᑐᖅᑎᐅᓗᓂ.

2.5.18 ᑕᐃᒪᓗ ᓄᓇᕘᑦ ᑐᖓᕕᖅ ᑎᒥᖓ ᓴᓂᕐᕕᐃᕕᓪᓕᐊᑎᓪᓗᒍ ᐊᑕᐅᓯᕐᒥᒃ ᐅᕝᕙᓘᓐᓃᑦ ᐊᐅᓚᑦᓯᔨᓂᑦ ᐃᒻᒥᖕᓄᑦ ᑭᒡᒐᖅᑐᐃᓂᐊᖅᑐᓂᒃ ᐅᕝᕙᓘᓐᓃᑦ ᑲᑎᒪᔩᐅᕕᒋᓂᐊᖅᑕᖏᑦ ᐱᔭᒃᓴᖃᖅᑐᑦ ᐊᑖᒎᑦ ᐆᒪ ᑲᓇᑕᒥ ᐆᒪᔪᓕᕆᔪᓄᑦ ᐱᔨᑦᑎᕋᕐᑎᑦ, ᑐᓴᕐᑎᑦᑎᓯᒪᓂᐊᖅᑐᑦ ᓴᓂᕐᕕᒃᓯᒪᔭᒥᖕᓂᒃ ᐅᕝᕙᓘᓐᓃᑦ ᑭᒡᒐᖅᑐᖅᑎᓂᒃ ᑖᒃᑯᓄᖓ ᒥᓂᔅᑕ ᐊᒻᒪᓗ ᐊᕕᒃᑐᖅᓯᒪᔪᑦ ᐃᓄᐃᑦ ᑲᑐᔾᔨᖅᑎᑏᑦ, ᐊᒻᒪᓗ ᐱᔭᒃᓴᖃᖅᓇᐃᓐᓇᖅᓂᐊᑐᖅ ᑕᒪᕐᒥᒃ ᑭᒡᒐᖅᑐᐃᔪᑦ ᐱᔭᒃᓴᕆᓪᓗᒋᑦ.

2.5.19 ᐅᑯᐊ ᐃᓄᐃᑦ ᐊᒃᑐᖅᑕᐅᓂᐊᕐᓂᖏᓐᓄᑦ ᐱᕚᓪᓕᕈᑕᐅᔪᓐᓇᖅᑐᓄᓪᓗ ᐊᖏᕈᑏᑦ ᐃᑲᔫᑎᑦᑎᐊᖑᓗᑎᒃ ᐊᒻᒪᓗ ᑲᑎᖓᑎᑦᑎᓗᑎᒃ ᐱᓇᓱᐊᖅᑎᒌᓂᒃ ᐊᒻᒪᓗ ᑲᔪᓯᑎᑦᑎᔾᔨᒋᓂᐊᖅᑕᖏᓐᓂᒃ ᐊᒻᒪᓗ ᐱᓕᕆᔾᔨᒋᓂᐊᖅᑕᖏᓐᓂᒃ.

2.5.20 ᐱᑕᖃᓐᖏᑦᑐᖅ ᐱᓇᓱᐊᖃᑎᒌᑦ ᓄᒃᑕᕐᑎᑦᑎᓂᖅ ᓇᓪᓕᐊᖕᓂᑐᐃᓐᓇᖅ ᐱᔭᒃᓴᒥᖕᓂᒃ ᐅᕝᕙᓘᓐᓃᑦ ᐊᑐᕆᐊᖃᖅᑐᑦ ᐊᑖᒍᑦ ᐆᒪ ᐃᓄᐃᑦ ᐊᒃᑐᖅᑕᐅᓂᐊᕐᓂᖏᓐᓄᑦ ᐱᕚᓪᓕᕈᑕᐅᔪᓐᓇᖅᑐᓄᓪᓗ ᐊᖏᕈᑏᑦ ᐃᓄᖕᒥᑦ ᐅᕝᕙᓘᓐᓃᑦ ᑎᒥᐅᔪᒥᑦ ᓇᑐᓇᐃᖅᓯᒪᔪᓂ ᐃᓄᐃᑦ ᐊᒃᑐᖅᑕᐅᓂᐊᕐᓂᖏᓐᓄᑦ ᐱᕚᓪᓕᕈᑕᐅᔪᓐᓇᖅᑐᓄᓪᓗ ᐊᖏᕈᑏᑦ ᐱᔭᒃᓴᖃᕐᒪᑕ ᐅᕝᕙᓘᓐᓃᑦ ᑎᓕᔭᐅᒪᖕᒪᖔᑕ ᐊᑖᒍᑦ ᐃᓅᑉ ᐅᕝᕙᓘᓐᓃᑦ ᑎᒥᐅᑉ, ᑐᓴᕐᑎᑦᑎᓯᒪᓐᖏᑐᓂ ᐊᒻᒪᓗ ᐊᖏᖅᑕᐅᓯᒪᓐᖏᑦᑐᓂ ᐊᓯᖏᓐᓂᑦ ᐱᓇᓱᐊᖃᑎᖏᓐᓂᑦ, ᓲᕐᓗ ᐊᖏᑕᐅᔭᕆᐊᖃᓐᖏᔪᑖ ᐊᑑᑎᖃᓐᖏᑐᐊᕐᒪᑦ. ᑕᐃᒪᓗ ᐊᖏᖅᑕᐅᔪᑦ, ᑮᓇᐅᔭᐃᑦ ᑐᓂᔭᐅᓂᐊᖅᑐᑦ ᑲᔪᓯᑦᑎᐊᕐᑎᑦᑎᔪᒧᑦ ᐅᕝᕙᓘᓐᓃᑦ ᐱᔭᒃᓴᖅᑐᓄᑦ ᐱᓇᓱᐊᖃᑎᒌᓄᑦ ᐱᔾᔪᑎᒋᓪᓗᒋᑦ ᐃᓄᐃᑦ ᐊᒃᑐᖅᑕᐅᓂᐊᕐᓂᖏᓐᓄᑦ ᐱᕚᓪᓕᕈᑕᐅᔪᓐᓇᖅᑐᓄᓪᓗ ᐊᖏᕈᑏᑦ.

2.5.21 ᑲᔪᓯᑎᑦᑎᓐᖏᒃᑯᑎᒃ ᐱᓇᓱᐊᖃᑎᒌᑦ ᑐᓐᖓᔾᔪᑕᐅᔪᒥᒃ ᑕᒪᑐᒪᓐᖓᑦ ᐃᓄᐃᑦ ᐊᒃᑐᖅᑕᐅᓂᐊᕐᓂᖏᓐᓄᑦ ᐱᕚᓪᓕᕈᑕᐅᔪᓐᓇᖅᑐᓄᓪᓗ ᐊᖏᕈᑏᑦ ᖁᔭᓈᖅᑕᐅᒐᔭᓐᖏᑦᑐᖅ ᑐᓐᖓᔾᔪᑎᑦ ᐅᕝᕙᓘᓐᓃᑦ ᐊᒃᑐᐃᒐᔭᓐᖏᑦᑐᖅ ᐱᓇᓱᐊᖃᑎᒌᑦ ᐱᔪᓐᓇᕐᓂᖏᓐᓂᒃ ᑐᓐᖓᔾᔪᑎᒋᔪᓐᓇᕐᓗᒍ ᑭᖑᓂᐊᒍᑦ.

2.5.22 ᑕᐃᒪᓗ ᓇᓕᐊᑐᐃᓐᓇᖅ ᑐᓐᖓᕕᐅᔪᖅ ᑕᒪᑐᒧᖓ ᐃᓄᐃᑦ ᐊᒃᑐᖅᑕᐅᓂᐊᕐᓂᖏᓐᓄᑦ ᐱᕚᓪᓕᕈᑕᐅᔪᓐᓇᖅᑐᓄᓪᓗ ᐊᖏᕈᑏᑦ ᓇᓂᔭᐅᒍᓂ ᐃᖃᖅᑐᐃᔨᓂᑦ ᓄᓇᖁᑎᓇᓱᒋᔭᖕᒐᓃᑦᐸᑦ ᑕᒻᒪᖅᓯᒪᓗᓂ, ᐅᓇ ᑐᓐᖓᔾᔪᑕᐅᔪᖅ ᐲᖅᑕᐅᒐᔭᖅᑐᖅ ᑖᒃᑯᓇᖓᑦ ᐃᓄᐃᑦ ᐊᒃᑐᖅᑕᐅᓂᐊᕐᓂᖏᓐᓄᑦ ᐱᕚᓪᓕᕈᑕᐅᔪᓐᓇᖅᑐᓄᓪᓗ ᐊᖏᕈᑏᑦ, ᐊᒥᐊᒃᑯᐊ ᐃᓄᐃᑦ ᐊᒃᑐᖅᑕᐅᓂᐊᕐᓂᖏᓐᓄᑦ ᐱᕚᓪᓕᕈᑕᐅᔪᓐᓇᖅᑐᓄᓪᓗ ᐊᖏᕈᑏᑦ ᑲᔪᓯᔪᒥᒃ ᐊᑐᖅᑕᐅᓗᓂ, ᐊᒻᒪᓗ ᐱᓇᓱᐊᖃᑎᒌᑦ ᐊᑑᑎᓛᓂᒃ ᐱᓕᕆᓇᓱᐊᑦᑎᐊᕐᓗᑎᒃ ᐋᕐᑭᒋᐊᕐᓗᑎᒃ ᐃᓄᐃᑦ ᐊᒃᑐᖅᑕᐅᓂᐊᕐᓂᖏᓐᓄᑦ ᐱᕚᓪᓕᕈᑕᐅᔪᓐᓇᖅᑐᓄᓪᓗ ᐊᖏᕈᑏᑦ ᐃᓗᐊᖅᓯᓂᐊᕐᒪᑦ ᓈᒻᒪᓚᐅᓐᖏᑦᑐᖅ ᐅᕝᕙᓘᓐᓃᑦ ᐃᓇᖏᕐᓗᒍ ᓈᒻᒪᓐᖏᑦᑐᖅ ᑐᓐᖓᔾᔪᑕᐅᔪᖅ.

2.5.23 ᐅᓇ ᒥᓂᔅᑕ ᕿᒥᕐᕈᐊᖅᑎᖃᕐᓗᓂ ᐃᓄᖕᓂ ᐱᓇᓱᐊᖃᑎᒌᓂᒃ ᑐᑭᓯᑎᓪᓗᒋᑦ ᐊᓯᑦᔭᐅᑎᒃᓴᖏᓐᓂᑦ *ᑲᓇᑕᒥ ᐆᒪᔪᓕᕆᓂᕐᒧᑦ ᐱᖁᔭᕐᔪᐊᖅ*, *ᑎᖕᒥᐊᑦ ᐅᑎᖅᑕᐸᒃᑐᐃᑦ ᐱᔾᔪᑕᐅᓂᖏᓐᓄᑦ ᐱᖁᔭᖅ*, ᐅᕝᕙᓘᓐᓃᑦ *ᓂᕐᔪᑎᓄᑦ ᐃᓱᒫᓗᒋᔭᐅᓕᖅᑐᓄᑦ ᐱᖁᔭᖅ* ᐊᒃᑐᐃᔪᓐᓇᖅᑐᑦ ᑲᓇᑕᒥ ᐆᒪᔪᖃᕐᕖᑦ ᐅᕝᕙᓘᓐᓃᑦ ᐅᑎᖅᑕᖅᐸᒃᑐᓄᑦ ᑎᖕᒥᐊᓄᑦ ᓴᐳᔾᔭᐅᓯᒪᕕᒃ.

2.6 ᑐᓴᕋᓱᒡᓗᑎᒃ ᕿᒥᕐᕈᐊᖅᑎᖃᕐᓗᑎᒃ

2.6.1 ᐱᔭᒃᓴᖅᑐᑦ ᐅᖃᓪᓚᖅᑎᖃᕈᓐᓇᕐᓗᑎᒃ ᑐᑭᓯᓇᓱᒡᓗᑎᒃ ᑐᓴᖅᑎᑕᐅᔪᒪᓗᑎᒃ, ᓇᓗᓇᐃᖅᓯᒪᔪᑦ ᐅᕙᓂ ᐃᓄᐃᑦ ᐊᒃᑐᖅᑕᐅᓂᐊᕐᓂᖏᓐᓄᑦ ᐱᕚᓪᓕᕈᑕᐅᔪᓐᓇᖅᑐᓄᓪᓗ ᐊᖏᕈᑏᑦ, ᐃᓚᖃᕐᓗᑎᒃ, ᒥᑭᔫᓗᐊᒥᒃ:

(a) ᑐᓴᕐᑎᑦᑎᓯᒪᓗᑎᒃ ᕿᒥᕐᕈᐊᖅᑎᒌᓪᓗᑎᒃ ᐃᓂᖅᑎᑦᑎᐊᕐᑎᑦᑎᓗᑎᒃ ᐊᒻᒪᓗ ᓇᓗᓇᐃᑦᑎᐊᖅᓯᒪᓗᑎᒃ ᐊᔪᕐᒋᑎᑦᑎᓗᑎᒃ ᐱᓇᓱᐊᖃᑎᒌᑦ ᕿᒥᕐᕈᐊᖅᑎᖅᓗᑎᒃ ᐋᖅᑭᒃᓱᐃᓂᐊᕐᒪᑕ ᑕᐅᑦᑐᓇᔭᒥᖕᓂᒃ;

(b) ᐊᑯᓂᐅᓗᐊᓐᖏᑦᑐᒥᒃ ᐱᓇᓱᐊᖃᑎᒌᑦ ᕿᒥᕐᕈᐊᖅᑎᒌᖕᓂᐊᕐᒥᒃ ᐱᓇᓱᐊᕐᐸᒌᕐᕕᖅᑐᑎᒃ ᑕᐅᑦᑐᓇᔭᒥᖕᓂᒃ ᕿᒥᕐᕈᐊᖅᑎᒋᓂᐊᖅᑕᒥᖕᓄᑦ ᐱᓇᓱᐊᖃᑎᒌᓄᑦ; ᐊᒻᒪᓗ

(c) ᑕᒪᒃᑭᖅᑐᒋᑦ ᐊᒻᒪᓗ ᓈᒻᒪᒃᑐᓂᒃᑦ ᐃᓱᒪᓕᐅᖅᑳᓗᑎᒃ ᓇᓪᓕᐊᑐᐃᓐᓇᖅ ᑕᐅᑦᑐᖏᑦ ᐅᖃᐅᓯᐅᔪᓂᑦ.

2.6.2 ᐱᔭᒃᓴᖅᑐᑦ ᕿᒥᕐᕈᐊᖅᑎᒋᓗᒋᑦ ᐃᓄᐃᑦ, ᓇᓗᓇᐃᖅᓯᒪᕚᑦ ᐅᑯᓇᓂ ᐃᓄᐃᑦ ᐊᒃᑐᖅᑕᐅᓂᐊᕐᓂᖏᓐᓄᑦ ᐱᕚᓪᓕᕈᑕᐅᔪᓐᓇᖅᑐᓄᓪᓗ ᐊᖏᕈᑏᑦ, ᐃᓚᖃᒥᓗᓂ, ᐅᓄᓗᐊᓐᖏᓪᓗᒋᑦ:

(a) ᓇᒻᒪᒡᓗᒍ ᐊᒻᒪᓗ ᐱᐅᓯᑐᖃᖏᓐᓅᖓᓗᒍ ᕿᒥᕐᕈᐊᖃᑎᒌᒍᓰᑦ ᑐᑭᓯᓇᓱᖃᑎᒌᒍᓰᑦ, ᐅᑯᐊᓗ ᐱᓕᕆᓂᖓᑦ ᑐᓴᕐᑎᑦᑎᖃᑎᒌᒡᓗᑎᒃ ᑕᐅᑦᑐᕐᒥᖕᓂᒃ ᖃᓪᓗᓇᐅᔭᕐᓇᓐᖏᑦᑐᑦ ᐃᓄᑐᐃᓐᓇᐃᑦ ᐊᒻᒪᓗ ᐊᓯᖏᑦ ᐃᓄᐃᑦ;

(b) ᐃᓄᒃᑎᑑᓕᖅᑕᐅᓗᑎᒃ ᐊᒻᒪᓗ ᑐᑭᓯᓇᖅᓯᑎᑕᐅᓗᑎᒃ ᐊᑑᑎᖃᖅᑐᑦ ᑎᑎᖃᑦ, ᑕᐃᒪᓐᓇᐅᔭᕆᐊᖃᖅᑐᖅ; ᐊᒻᒪᓗ

(c) ᑭᓯᐊᓂ ᐃᓱᒪᓕᐊᕆᓯᒪᒃᐸᑕ ᐊᐅᓚᑦᑎᖃᑎᒌᖕᓂᕐᒧᑦ ᑲᑎᒪᔭᕿᓖᑦ, ᑐᑭᓯᓇᖅᓯᑎᑦᑎᔾᔪᑎᖏᑦ ᕿᒥᕐᕈᐊᕈᑕᐅᕙᓪᓕᐊᔪᓂᒃ ᖃᓪᓗᓈᑎᑐᑦ ᐊᒻᒪᓗ ᐃᓄᒃᑎᑐᑦ.

2.7 ᐋᕿᑦᑎᐊᕐᓗᒋᑦ ᐊᑐᓇᐊᖃᖅᑕᑎᒃ

2.7.1 ᐅᑯᐊ ᐱᓇᓱᐊᖃᑎᒌᑦ ᐱᓕᕆᓂᐊᖅᑐᑦ ᑕᒪᐃᓐᓂᒃ ᖃᓄᑐᐃᓐᓇᖅ ᐊᒃᑐᐃᓯᒪᓂᖏᓐᓄᑦ ᐱᓪᓗᒋᑦ ᑐᓐᖓᔾᔪᑎᖏᑦ ᑕᒪᑐᒧᖓ ᐃᓄᐃᑦ ᐊᒃᑐᖅᑕᐅᓂᐊᕐᓂᖏᓐᓄᑦ ᐱᕖᓪᓕᕈᑕᐅᔪᓐᓇᖅᑐᓄᓪᓗ ᐊᖏᕈᑏᑦ.

2.8 ᑐᓴᕐᑎᑦᑎᓂᖅ

2.8.1 ᑭᓯᐊᓂ ᐊᓯᐊᒎᑦ ᐅᖃᖅᑕᐅᓯᒪᓐᖏᑎᓪᓗᒍ ᐊᔪᖏᑎᑕᐅᓗᑎᒃ ᐅᕝᕙᓘᓐᓃᑦ ᐱᔭᕆᐊᖃᖅᑎᑕᐅᓗᑎᒃ, ᓇᓪᓕᐊᖕᓂᑐᐃᓐᓇᖅ ᑐᓴᕐᑎᑦᑎᔾᔪᑎᖃᕐᓗᑎᒃ, ᑐᓴᕐᑎᑦᑎᓂᖅ ᐅᕝᕙᓘᓐᓃᑦ ᐱᔪᒪᔭᖏᓐᓄᑦ ᐅᕝᕙᓘᓐᓃᑦ ᑐᓂᔭᐅᓯᒪᔪᓄᑦ ᐱᓇᓱᐊᖃᑎᒌᑦ ᐊᑖᒎᑦ ᑕᒪᑐᒪ ᐃᓄᐃᑦ ᐊᒃᑐᖅᑕᐅᓂᐊᕐᓂᖏᓐᓄᑦ ᐱᕖᓪᓕᕈᑕᐅᔪᓐᓇᖅᑐᓄᓪᓗ ᐊᖏᕈᑏᑦ ᑎᑎᖅᑲᐅᓗᑎᒃ ᐊᒻᒪᓗ ᐃᒪᓇ: a) ᓇᖕᒥᓂᖅ ᐋᓪᓗᒋᑦ ᐊᒡᔭᕐᓗᒋᑦ (ᑕᐃᒪᓗ ᐱᔭᐅᒍᓂ ᑕᐃᑲᓂ ᐅᓪᓗᐊᓂ ᑕᐃᒪ ᑐᓐᓂᖁᑎᒋᕙᑦ); ᐅᕝᕙᓘᓐᓃᑦ b) ᐊᐅᓪᓚᕿᑎᓪᓗᒍ ᑎᑎᖅᑲᒃᑯᕕᒃᑯᑦ ᐊᑎᓕᐅᖅᑕᐅᔭᕆᐊᖃᕐᓗᓂ, ᐊᔾᔨᖓ ᐅᑎᖅᑎᑦᑎᓂᐊᕐᒪᑦ ᐱᔭᐅᒍᓂ (ᑖᒃᑯᐊ ᓇᓗᓇᐃᕈᑏᑦ ᐱᔭᐅᓂᖏᓐᓂᒃ ᑐᓴᕐᑎᑦᑎᔾᔪᑕᐅᔪᑦ 7 ᐱᓇᓱᐊᕈᓯᐅᑉ ᐃᓗᐊᓂ ᑕᐃᑲᓂ ᑎᑎᖅᑲᒃᑯᕕᖕᒥᑦ ᐊᐅᓪᓚᕿᑎᑕᐅᒍᓂ; ᐅᕝᕙᓘᓐᓃᒃ c) ᐊᐅᓪᓚᕿᑎᓪᓗᒋᑦ ᓱᒃᑲᔪᒃᑯᑦ ᑕᕐᕋᖓᓂ ᐱᓗᑎᑦ (ᑕᐃᒪᓗ ᖃᐅᔨᒪᓇᖅᓯᓂᐊᖅᑐᖅ ᐱᔭᐅᓂᖓᓂ ᐅᐸᓗᖅ ᐱᖅᑲᑖᓂ ᐊᐅᓪᓚᕿᑎᑕᐅᓚᐅᖅᑎᓪᓗᒍ ᓱᒃᑲᔪᒃᑰᖅᑐᖅ); ᐅᕝᕙᓘᓐᓃᑦ d) ᖃᕋᓴᐅᔭᒃᑯᑦ, ᐅᖃᓕᒫᖅᑕᐅᓯᒪᓕᕐᓂᖓ ᓇᓗᓇᐃᖅᓯᔭᖅᑐᖅ (ᑕᐃᒪᓗ ᖃᐅᔨᒪᓇᖅᓯᓂᐊᖅᑐᖅ ᐅᑯᐊ ᑐᓴᕐᑎᑦᑎᔾᔪᑎᒋᔭᑎᑦ ᖃᐅᒃᐸᑦ ᐱᔭᐅᒐᔭᖅᑐᑦ).

2.8.2 ᑐᓴᕐᑎᑦᑎᔾᔪᑎᑦ ᐊᐅᓪᓚᕿᑎᑕᐅᓂᐊᖅᑐᑦ ᐅᑯᓄᖓ ᑐᕌᕈᑎᓄᑦ ᐅᖃᓪᓚᒃᕕᐅᔭᕆᐊᖃᕈᑦᑎᒃ, ᑎᑎᕐᑫᕕᐅᑉ ᑎᑎᖅᑲᒃᑯᕕᒃᑯᑦ, ᐊᐅᓪᓚᕿᑎᑦᑎᕕᐅᑉ ᓱᒃᑲᔪᒃᑯᑦ ᐅᕝᕙᓘᓐᓃᑦ ᖃᕋᓴᐅᔭᒃᑯᑦ, ᑭᓯᐊᓂ ᑕᐃᒪᓐᓇᐅᔭᕆᐊᖃᖅᑎᑕᐅᒍᑎᒃ ᐃᓄᐃᑦ ᐊᒃᑐᖅᑕᐅᓂᐊᕐᓂᖏᓐᓄᑦ ᐱᕖᓪᓕᕈᑕᐅᔪᓐᓇᖅᑐᓄᓪᓗ ᐊᖏᕈᑏᑦ ᐅᖃᖅᑕᐅᓯᒪᒍᓂ ᐱᓇᓱᐊᖃᑎᒌᓂᑦ ᑎᑎᖅᑲᑎᒍᑦ:

ᑲᓇᑕᐅᑉ ᒐᕙᒪᒃᑯᖏᓐᓄᑦ ᑐᕌᕈᓂ:
ᐊᕕᒃᑐᖅᓯᒪᔪᓂ ᑐᑭᒧᐊᒃᑎᖏᑦ
ᐊᕙᑎᓕᕆᓂᒃᒧᖅ ᐱᔨᑦᑎᕋᖅᑎᑦ ᑲᓇᖕᓇᖓᓂ ᐊᒻᒪᓗ ᐅᑭᐅᖅᑕᖅᑐᖅ
ᐊᕙᑎᓕᕆᔨᒃᑯᑦ ᑲᓇᑕᒥ
9250 49th Street, ᐃᒻᒪᑕᓐ, ᐊᐃᐴᑕ T6B 1K5
(780) 951-8850
(780) 495-2615 (ᓱᒃᑲᔪᒃᑯᑦ)
david.ingstrup@canada.ca

ᓄᓇᕗᑦ ᑐᓐᖓᕕᒃ ᑎᒥᖓᓄᑦ ᑐᕌᕈᓂ
ᐊᖓᔪᖅᑳᖓ ᑎᑎᕋᕐᕕᖕᒥ
ᓄᓇᕗᑦ ᑐᓐᖓᕕᒃ ᑎᒥᖓ ᑎᑎᖃᒃᑯᕕᒃ 638
ᐃᖃᓗᐃᑦ, ᓄᓇᕗᑦ X0A 0H0
(867) 975-4900
(867) 975-4949 (ᓱᒃᑲᔪᒃᑯᑦ)
jtarreak@tunngavik.com

ᕿᑎᕐᒥᐅᑦ ᐃᓄᐃᑦ ᑲᑐᔾᔨᖃᑎᒌᒃᑯᓄᑦ ᑐᕌᕈᓂ:
ᐊᐅᓚᑦᓯᔩᑦ ᑐᑭᒧᐊᒃᑎᖓ ᕿᑎᕐᒥᐅᑦ ᐃᓄᐃᑦ ᑲᑐᔾᔨᖃᑎᒌᖏᑦ
ᑎᑎᖃᒃᑯᕕᒃ 18
ᐃᖃᓗᒃᑑᑦᑎᐊᖅ, ᓄᓇᕗᑦ X0B 0C0
(867) 983-2458
(867) 983-2701 (ᓱᒃᑲᔪᒃᑯᑦ)
execdir@kitia.ca

ᑭᕙᓪᓕᖅ ᐃᓄᐃᑦ ᑲᑐᔾᔨᖃᑎᒌᒃᑯᓄᑦ ᑐᕌᕈᓂ:
ᐊᐅᓚᑦᓯᔩᑦ ᑐᑭᒧᐊᒃᑎᖓ ᑭᕙᓪᓕᖅ ᐃᓄᐃᑦ ᑲᑐᔾᔨᖃᑎᒌᖏᑦ
ᑎᑎᖃᒃᑯᕕᒃ 340
ᑲᖏᕐᖠᓂᖅ, ᓄᓇᕗᑦ X0C 0G0
(867) 645-2810
(867) 645-3855 (ᓱᒃᑲᔪᒃᑯᑦ)
gkarlik@kivalliqinuit.ca

ᕿᑭᖅᑕᓂ ᐃᓄᐃᑦ ᑲᑐᔾᔨᖃᑎᒌᒃᑯᓄᑦ ᑐᕌᕈᓂ:
ᐊᐅᓚᑦᓯᔩᑦ ᑐᑭᒧᐊᒃᑎᖓ ᕿᑭᖅᑕᓂ ᐃᓄᐃᑦ ᑲᑐᔾᔨᖃᑎᒌᖏᑦ
ᑎᑎᖃᒃᑯᕕᒃ 1340
ᐃᖃᓗᐃᑦ, ᓄᓇᕗᑦ X0A 0H0
(867) 975-8400
(867) 979-3238 (ᓱᒃᑲᔪᒃᑯᑦ)
nbeveridge@qia.ca

2.8.3 ᑐᓴᕐᑎᑦᑎᒍᑦᓯ ᖃᕆᓴᐅᔭᒃᑯᑦ, ᐊᐅᓪᓚᕐᑎᑕᐅᓂᐊᖅᑐᑦ ᐃᓄᖕᓄᑦ ᐃᖅᑲᓇᐃᔮᖃᖅᑐᑦ ᓇᓗᓇᐃᖅᓯᒪᓪᓗᑎᒃ ᑕᐃᑲᓂ ᑐᓴᕐᑎᑦᑎᔭᓇᐊᖃᓕᕐᑎᓪᓗᒋᑦ, ᑭᓯᐊᓂ ᐱᓇᓱᐊᖃᑎᒌᑦ ᑐᓴᐅᒪᖃᑎᒌᒃᑯᑎᒃ.

2.8.4 ᑕᐃᒪᓗ ᓄᖃᖓᒃᐸᑕ ᑎᑎᖃᓕᕆᔨᒃᑯᑦ ᓇᒦᓂᖅ ᐊᓯᔾᔨᖅᓯᓗᑎᒃ, ᐅᕝᕙᓘᓐᓃᑦ ᓱᒃᑲᔪᒃᑯᑦ ᐅᕝᕙᓘᓐᓃᑦ ᖃᕆᓴᐅᔭᒃᑯᑦ.

ᑲᓇᑕᒥ ᐆᒪᔪᖃᕐᕚᑦ ᐊᒻᒪᓗ ᐅᑎᖅᑕᐸᑦᑐᓄᑦ ᑎᖕᒥᐊᓄᑦ ᓴᐳᔾᔭᐅᓯᒪᕕᒃ ᐅᓇ ᐃᓄᐃᑦ ᐊᒃᑐᖅᑕᐅᓂᐊᕐᓂᖏᓐᓄᑦ ᐱᕚᓪᓕᕈᑕᐅᔪᓐᓇᖅᑐᓄᓪᓗ ᐊᖏᕈᑎ ᐊᒃᑑᑎᔪᑦ ᐃᓚᖓ 2-1 (ᑎᑎᕋᖓ 2.2.1)

ᑲᓇᑕᒥ ᐆᒪᔪᖃᕐᕚᑦ ᐊᒻᒪᓗ ᐅᑎᖅᑕᐸᑦᑐᓄᑦ ᑎᖕᒥᐊᓄᑦ ᓴᐳᔾᔭᐅᓯᒪᕕᒃ	ᖃᓂᒋᔭᖏᑦ ᓄᓇᓖᑦ
1. ᐊᒃᐸᐃᑦ ᑲᓇᑕᒥ ᐆᒪᔪᖃᕐᕚᑦ	ᕿᑭᖅᑕᕐᔪᐊᖅ
2. ᓴᓐᓂᕈᑦ ᐅᑎᖅᑕᐸᑦᑐᓄᑦ ᑎᖕᒥᐊᓄᑦ ᓴᐳᔾᔭᐅᓯᒪᕕᒃ	ᒥᑦᑎᒪᑕᓕᒃ
3. ᐃᓱᓕᔮᕐᓂᒃ ᐅᑎᖅᑕᐸᑦᑐᓄᑦ ᑎᖕᒥᐊᓄᑦ ᓴᐳᔾᔭᐅᓯᒪᕕᒃ	ᑭᙵᐃᑦ
4. ᖃᖅᓴᐅᖅᑰᖅ ᐅᑎᖅᑕᐸᑦᑐᓄᑦ ᑎᖕᒥᐊᓄᑦ ᓴᐳᔾᔭᐅᓯᒪᕕᒃ	ᓴᓪᓕᖅ
5. ᐃᒃᓯᑦᑐᐊᖅ ᐅᑎᖅᑕᐸᑦᑐᓄᑦ ᑎᖕᒥᐊᓄᑦ ᓴᐳᔾᔭᐅᓯᒪᕕᒃ	ᓴᓪᓕᖅ
6. ᓂᙱᖓᓂ ᑲᓇᑕᒥ ᐆᒪᔪᖃᕐᕚᑦ	ᑲᖏᖅᖢᒑᐱᒃ
7. ᑰᒑᕐᔪᒃ ᐅᑎᖅᑕᐸᑦᑐᓄᑦ ᑎᖕᒥᐊᓄᑦ ᓴᐳᔾᔭᐅᓯᒪᕕᒃ	ᐊᕐᕕᐊᑦ
8. ᓂᕐᔪᑎᖃᕐᕕᒃ ᑲᓇᑕᒥ ᐆᒪᔪᖃᕐᕚᑦ	ᐊᐅᓱᐃᑦᑐᖅ
9. ᑐᒃᑐᓕᐊᕐᕕᐅᑉ ᓇᖅᓴᖓ ᑲᓇᑕᒥ ᓂᕐᔪᑎᓄᑦ ᓄᓇᖁᑎᖏᑦ	ᖃᐅᓱᐃᑦᑐᖅ
10. ᐊᒃᐸᑦ ᐅᑎᖅᑕᐸᑦᑐᓄᑦ ᑎᖕᒥᐊᓄᑦ ᓴᐳᔾᔭᐅᓯᒪᕕᒃ	ᖃᐅᓱᐃᑦᑐᖅ, ᐃᒃᐱᐊᕐᔪᒃ
11. ᖃᖁᓪᓗᐃᑦ ᑲᓇᑕᒥ ᐆᒪᔪᖃᕐᕚᑦ	ᕿᑭᖅᑕᕐᔪᐊᖅ
12. ᐃᓗᐃᓪᓕᖅ ᐅᑎᖅᑕᐸᑦᑐᓄᑦ ᑎᖕᒥᐊᓄᑦ ᓴᐳᔾᔭᐅᓯᒪᕕᒃ	ᐃᖃᓗᒃᑑᑎᐊᖅ, ᐅᖅᓱᖅᑑᖅ, ᐅᒥᖕᒪᒃᑑᖅ
13. ᓲᒧᐊ ᐅᑎᖅᑕᐸᑦᑐᓄᑦ ᑎᖕᒥᐊᓄᑦ ᓴᐳᔾᔭᐅᓯᒪᕕᒃ	ᖃᐅᓱᐃᑦᑐᖅ

ᐃᓚᖓ 3 — ᐊᐅᓚᑦᑎᖃᑎᒌᑦ

3.1 ᑐᑭᑖᖅᐸᓪᓕᐊᔾᔪᑎᒃᓴᑦ

3.1.1 ᐅᓇ ᐃᓚᖓ ᐊᑖᓂ ᑎᑎᕋᖅᓯᒪᔪᓂ ᑐᑭᑖᕐᐸᓪᓕᐊᔾᔪᑎᒃᓴᖃᖅᑐᖅ:

(a) ᐊᔫᑎᖃᑦᑎᐊᖅᑐᓂᒃ ᑲᓇᑕᒥ ᐆᒪᔪᖃᕐᕖᑦ ᐊᒻᒪᓗ ᐅᑎᖅᑕᐸᑦᑐᓄᑦ ᑎᖕᒥᐊᓄᑦ ᓴᐳᔾᔭᐅᓯᒪᕝᕕᒃ ᐃᓄᖕᓂᑦ ᐊᒻᒪᓗ ᑲᓇᑕᒥ ᐆᒪᔪᓕᕆᔨᕐᔪᐊᑯᑦ ᒪᓕᒡᓗᑎᒃ ᓄᓇᕗᒻᒥᒃ ᓄᓇᑖᕈᑎᓄᑦ ᐊᖏᕈᑎᕐ, ᐊᒻᒪᓗ ᐱᓗᐊᖅᑐᒥᒃ ᐃᓚᖓ 9 ᐊᒻᒪᓗ 5 ᑖᒃᑯᓇᓂ ᓄᓇᕗᒻᒥᒃ ᓄᓇᑖᕈᑎᓄᑦ ᐊᖏᕈᑎᕐ;

(b) ᐃᓱᒪᓕᐅᕆᓂᖅ ᐱᓪᓗᒋᑦ ᐅᑎᖅᑕᐸᑦᑐᓄᑦ ᑎᖕᒥᐊᓄᑦ ᓴᐳᔾᔭᐅᓯᒪᕝᕕᒃ ᐊᒻᒪᓗ ᑲᓇᑕᒥ ᐆᒪᔪᖃᕐᕖᑦ ᐅᑯᐊ ᑐᓴᐅᒪᑎᑦᑎᓂᐊᖅᑐᑦ ᐊᒻᒪᓗ ᑕᐃᒪᓐᓇᐃᑲᖅᑕᐅᓗᑎᒃ ᐃᓄᐃᑦ ᖃᐅᔨᒪᔭᑐᖃᖏᓐᓂᑦ; ᐊᒻᒪᓗ

(c) ᓄᓇᓕᖕᓂ ᐃᓄᐃᑦ ᐸᕐᓇᐃᓗᑎᒃ ᐊᒻᒪᓗ ᐊᐅᓚᑦᑎᓗᑎᒃ ᑲᓇᑕᒥ ᐆᒪᔪᖃᕐᕖᑦ ᐊᒻᒪᓗ ᐅᑎᖅᑕᐸᑦᑐᓄᑦ ᑎᖕᒥᐊᓄᑦ ᓴᐳᔾᔭᐅᓯᒪᕝᕕᒃ.

3.2 ᓄᓇᒥᒃ ᑲᑐᔾᔨᖃᑎᒌᒃᑐᑦ ᑲᑎᒪᔨᕋᓛᖏᑦ

ᓴᕿᑕᐅᓯᒪᔾᔪᑎᖏᑦ ᐊᒻᒪᓗ ᐱᔾᔪᑎᖏᑦ

3.2.1 ᐊᐅᓚᑦᑎᖃᑎᒌᖕᓂᕐᒧᑦ ᑲᑎᒪᔨᕋᓛᑦ ᑲᒪᒋᔭᐅᑦᑎᐊᖏᓐᓇᕐᓂᐊᖅᑐᑦ ᐊᑐᓂ ᑲᓇᑕᒥ ᐆᒪᔪᖃᕐᕖᑦ ᐅᕝᕙᓘᓐᓃᑦ ᐅᑎᖅᑕᐸᑦᑐᓄᑦ ᑎᖕᒥᐊᓄᑦ ᓴᐳᔾᔭᐅᓯᒪᕝᕕᒃ ᐅᕝᕙᓘᓐᓃᑦ ᑲᑎᒪᔨᑦ ᐊᑎᖃᖅᑐᑦ ᐃᓚᓕᐅᑎᓯᒪᔪᖅ 3-1-ᒥ.

3.2.2 ᐊᑐᓂ ᐊᐅᓚᑦᑎᖃᑎᒌᖕᓂᕐᒧᑦ ᑲᑎᒪᔨᕋᓛᑦ ᐃᓕᓐᓂᐊᕐᓂᐊᖅᑐᑦ ᐊᐅᓚᑦᑎᓗᑎᒃ ᐊᑕᔭᒥᖕᓄᑦ ᓄᓇᓕᖕᓄᑦ ᐊᑎᖃᖅᑐᑦ 3-1-ᒥ, ᑭᓯᐊᓂ ᐊᔾᔨᒋᔭᐅᓇᓂ ᐃᓗᐃᓪᓕᖅ ᐅᑎᖅᑕᐸᑦᑐᓄᑦ ᑎᖕᒥᐊᓄᑦ ᓴᐳᔾᔭᐅᓯᒪᕝᕕᒃ, ᐅᑯᐊ ᐊᐅᓚᑦᑎᖃᑎᒌᖕᓂᕐᒧᑦ ᑲᑎᒪᔨᕋᓛᑦ ᐃᓂᖃᖅᑐᑦ ᐊᐅᓚᑦᑎᓪᓗᑎᒃ ᐃᖃᓗᒃᑑᑦᑎᐊᕐᒥ.

3.2.3 ᐱᔾᔪᑎᖏᑦ ᐊᐅᓚᑦᑎᖃᑎᒌᖕᓂᕐᒧᑦ ᑲᑎᒪᔨᕋᓛᑦ ᐃᒪᓐᓇᐅᓂᐊᖅᑐᖅ:

(a) ᐅᖃᐅᔾᔨᖃᑦᑕᕐᓗᑎᒃ ᒥᓂᔅᑕᒧᑦ, ᓈᒻᒪᒃᑎᓪᓗᒍ, ᓇᐅᒃᑯᑐᐃᓐᓇᖅ ᐸᕐᓇᐃᓂᕐᒥ ᐊᒻᒪᓗ ᐊᐅᓚᑦᑎᓂᕐᒥᒃ ᑖᒃᑯᓂᖓ ᑲᓇᑕᒥ ᐆᒪᔪᖃᕐᕖᑦ ᐊᒻᒪᓗ ᐅᑎᖅᑕᐸᑦᑐᓄᑦ ᑎᖕᒥᐊᓄᑦ ᓴᐳᔾᔭᐅᓯᒪᕝᕕᒃ ᑲᓇᑕᒥ ᐆᒪᔪᖃᕐᕖᑦ ᐊᒻᒪᓗ ᐅᑎᖅᑕᐸᑦᑐᓄᑦ ᑎᖕᒥᐊᓄᑦ ᓴᐳᔾᔭᐅᓯᒪᕝᕕᒃ, ᒪᓕᒡᓗᑎᒃ ᐃᓚᖓ 3.3 ᑕᕝᕙᓂ ᐃᓄᐃᑦ ᐊᒃᑐᖅᑕᐅᓂᐊᕐᓂᖏᓐᓄᑦ ᐱᕚᓪᓕᕈᑕᐅᔪᓐᓇᖅᑐᓄᓪᓗ ᐊᖏᕈᑏᑦ;

(b) ᑎᑎᕋᕐᓗᒋᑦ, ᐋᕿᒋᐊᕐᓗᒋᑦ ᐊᒻᒪᓗ ᐊᑐᓕᕐᑯᔨᓗᓯ ᑖᒃᑯᒧᖓ ᐊᐅᓚᑦᑎᔾᔪᑎᒃᓴᓄᑦ ᐸᕐᓇᐃᑎᑦ ᒪᓕᒡᓗᑎᒃ ᐃᓚᖏᑦ 3.5 ᑎᑭᓪᓗᒍ 3.7 ᑕᕝᕙᓂ ᐃᓄᐃᑦ ᐊᒃᑐᖅᑕᐅᓂᐊᕐᓂᖏᓐᓄᑦ ᐱᕚᓪᓕᕈᑕᐅᔪᓐᓇᖅᑐᓄᓪᓗ ᐊᖏᕈᑏᑦ; ᐊᒻᒪᓗ

(c) ᐱᓕᕆᓗᒋᑦ ᐊᓯᖏᑦ ᐊᐅᓚᑦᑎᔾᔪᑎᒋᔭᖏᑦ ᑖᒃᑯᓇᓂ ᐊᐅᓚᑦᑎᖃᑎᒌᖕᓂᕐᒧᑦ ᑲᑎᒪᔨᕋᓛᑦ ᑎᑎᕋᖅᓯᒪᔪᓂ ᐃᓄᐃᑦ ᐊᒃᑐᖅᑕᐅᓂᐊᕐᓂᖏᓐᓄᑦ ᐱᕚᓪᓕᕈᑕᐅᔪᓐᓇᖅᑐᓄᓪᓗ ᐊᖏᕈᑏᑦ.

ᑎᒃᑯᐊᖅᑕᐅᓂᖏᑦ ᐊᒻᒪᓗ ᐊᑕᕕᖏᑦ ᐃᓚᒋᔭᐅᔪᑦ

3.2.4 ᐊᑐᓂ ᐊᐅᓚᑦᑎᖃᑎᒌᖕᓂᕐᒧᑦ ᑲᑎᒪᔨᕋᓛᑦ 6-ᓂᒃ ᑲᑎᒪᔨᖃᕐᓂᐊᖅᑐᑦ, ᑎᒃᑯᐊᖅᓯᓯᒪᓗᑎᒃ ᐅᑯᓂᖓ:

(a) ᐊᑑᑎᖃᖅᑐᖅ ᐊᕕᒃᑐᖅᓯᒪᔪᑦ ᐃᓄᐃᑦ ᑲᑐᔾᔨᖃᑎᒌᖏᑦ ᑎᒃᑯᐊᖅᓯᓗᑎᒃ ᐱᖓᓱᓂᒃ (3), ᑕᒪᕐᒥᑦ ᑖᒃᑯᓇᖓᑦ ᓄᓇᓕᕆᔨᕋᓛᑦ ᑲᑎᒪᔨᖏᓐᓂᑦ ᐅᕝᕙᓘᓐᓃᑦ ᓄᓇᓖ ᓄᓇᖁᑎᖏᓐᓄᑦ ᓄᓇᒥᐅᑕᖅᓄᓪᓗ ᑲᑎᒪᔨᕋᓛᑦ;

(b) ᐅᓇ ᒥᓂᔅᑕ ᑎᒃᑯᐊᖅᓯᓗᓂ ᐱᖓᓱᓂᒃ (3), ᑕᒪᕐᒥᑦ ᑖᒃᑯᓇᖓᑦ ᐃᓚᒋᔭᐅᔪᓂᑦ ᖃᓂᒋᔭᖓᓂᑦ ᓄᓇᓕᖕᓂᑦ ᓄᓇᓕᕆᔨᕋᓛᑦ ᑲᑎᒪᔨᖏᓐᓂᑦ ᐅᕝᕙᓘᓐᓃᑦᓄᓇᓖᑦ ᓄᓇᖁᑎᖏᓐᓄᑦ ᓄᓇᒥᐅᑕᖅᓄᓪᓗ ᑲᑎᒪᔨᕋᓛᑦ. ᐅᓇ ᒥᓂᔅᑕ ᐱᖓᔪᖓᓂᒃ ᑎᒃᑯᐊᖅᓯᓂᐊᖅᑐᖅ ᐃᖅᑲᓇᐃᔭᕐᑎᖓᓂᑦ ᑲᓇᑕᒥ ᐆᒪᔪᓕᕆᔨᕐᔪᐊᑯᑦ;

(c) ᑕᐃᑲᓂ ᐊᐅᓚᑦᑎᖃᑎᒌᖕᓂᕐᒧᑦ ᑲᑎᒪᔨᕋᓛᑦ ᑭᒡᒐᖅᑐᖅᑎᖃᕈᓐᓇᖅᑐᑦ ᐊᑕᐅᓯᐅᙱᑦᑐᒥᒃ ᖃᓂᒋᔭᖓᓂ ᓄᓇᓕᖕᒥ, ᐅᖃᖅᓯᒪᔪᖅ ᑎᑎᖃᓂ 3-1, ᐃᓚᒋᔭᐅᔪᑦ ᓄᓇᓖᑦ ᓄᓇᖁᑎᖏᓐᓄᑦ ᓄᓇᒥᐅᑕᖅᓄᓪᓗ ᑲᑎᒪᔨᕋᓛᑦ ᐅᕝᕙᓘᓐᓃᑦ ᓄᓇᓕᖕᓂ ᐊᖏᕈᑎᓄᑦ ᐱᔪᓐᓇᐅᑎᓕᑦ ᓄᓇᖓᓂᑦ ᑕᒪᐃᓐᓂᑦ ᐊᑕᔪᓄᑦ ᓄᓇᓕᖕᓄᑦ ᐊᔪᖏᑦᑐᑦ ᑎᒃᑯᐊᖅᑕᐅᓗᑎᒃ ᑖᒃᑯᓄᖓ ᐊᐅᓚᑦᑎᖃᑎᒌᖕᓂᕐᒧᑦ ᑲᑎᒪᔨᕋᓛᑦ ᐊᒻᒪᓗ ᑖᒃᑯᐊ ᐊᐅᓚᑦᑎᖃᑎᒌᖕᓂᕐᒧᑦ ᑲᑎᒪᔨᕋᓛᑦ ᐅᑯᐊ ᐃᓚᖃᑲᓐᓂᕐᓂᐊᖅᑐᑦ ᐊᑕᐅᓯᕐᒥᒃ ᑭᒡᒐᖅᑐᖅᑎᖃᕐᓗᑎᒃ ᓄᓇᓕᖕᓂᑦ ᐊᑐᓂ ᐊᑕᔪᓂᑦ ᓄᓇᓖ ᓄᓇᖁᑎᖏᓐᓄᑦ ᓄᓇᒥᐅᑕᖅᓄᓪᓗ ᑲᑎᒪᔨᕋᓛᑦ ᐅᕝᕙᓘᓐᓃᑦ ᓄᓇᓕᖕᓂ ᐊᖏᕈᑎᓄᑦ ᐱᔪᓐᓇᐅᑎᓕᑦ ᓄᓇᖓᓂᑦ; ᐊᒻᒪᓗ

(d) ᑕᐃᒪᓗ ᓄᓇᓖ ᓄᓇᖁᑎᖏᓐᓄᑦ ᓄᓇᒥᐅᑕᖅᓄᓪᓗ ᑲᑎᒪᔨᕋᓛᑦ ᐱᑕᖃᙱᑦᑐᓂ ᑎᒃᑯᐊᖅᑕᐅᔪᓐᓇᖅᑐᒥᒃ, ᐊᓯᖏᑦ ᑲᑎᒪᔨᑦ ᑎᒃᑯᐊᖅᑕᐅᔪᓐᓇᖅᑐᑦ, ᐊᓯᖏᑦ ᑎᒃᑯᐊᖅᑕᐅᔪᓐᓇᓇᑦᑐᑎᒃ ᒥᓂᔅᑕᒥᑦ ᐊᒻᒪᓗ ᐊᑑᑎᑦ ᐊᕕᒃᑐᖅᓯᒪᔪᑦ ᐃᓄᐃᒃ ᑲᑐᔾᔨᖃᑎᒌᖏᑦ ᐅᑯᐊᓗ ᑖᒃᑯᐊ ᐊᖏᖅᑕᐅᓯᒪᔪᑦ ᐱᓇᓱᐊᖃᑎᒌᓂᑦ.

3.2.5 ᐊᐅᓚᑦᑎᖃᑎᒌᖕᓂᕐᒧᑦ ᑲᑎᒪᔨᕋᓛᑦ ᐊᔪᖏᑦᑐᑎᒃ ᐱᓕᕆᔪᒪᑦᑎᐊᕐᓗᑎᒃ, ᖃᐅᔨᒪᑦᑎᐊᕐᓗᑎᒃ ᐅᕝᕙᓘᓐᓃᑦ ᐊᑐᖅᓯᓯᒪᓗᑎᒃ ᓴᐳᓐᓂᐊᕐᓂᕐᒥᒃ, ᓂᕐᔪᑎᓂᒃ, ᐳᓚᕋᖅᑐᓕᕆᓂᖅ, ᐊᒻᒪᓗ/ᐅᕝᕙᓘᓐᓃᑦ ᐃᓄᐃᑦ ᐱᐅᓯᑐᖃᖏ ᐊᒻᒪᓗ ᐃᓅᓯᑐᖃᖏᑦ.

3.2.6 ᐊᒃᑑᑎᔪᑦ ᐊᕕᒃᑐᖅᓯᒪᔪᑦ ᐃᓄᐃᒃ ᑲᑐᔾᔨᖃᑎᒌᖏᑦ, ᕿᒥᕐᕈᐊᖅᑎᖅᑲᓇᕈᑎᒃ ᒥᓂᔅᑕᒥᒃ, ᑎᒃᑯᐊᖅᓯᓗᑎᒃ ᐃᒃᓯᕙᐅᑕᒥᒃ ᐊᑐᓂ ᐊᐅᓚᑦᑎᖃᑎᒌᖕᓂᕐᒧᑦ ᑲᑎᒪᔨᕋᓛᑦ ᑖᒃᑯᓇᖓᑦ ᐃᓚᒋᔭᐅᔪᖅ ᑎᒃᑯᐊᖅᑕᐅᓗᓂ ᓄᓇᓖ ᓄᓇᖁᑎᖏᓐᓄᑦ ᓄᓇᒥᐅᑕᖅᓄᓪᓗ ᑲᑎᒪᔨᕋᓛᑦ ᐅᕝᕙᓘᓐᓃᑦ ᓄᓇᕗᒻᒥ ᓄᓇᑖᕈᑎᓂᑦ ᐱᔪᓐᓇᐅᑎᓖ ᑲᑎᒪᔨᕋᓛᖏᑦ. ᐅᑯᐊ ᑲᓇᑕᒥ ᐆᒪᔪᓕᕆᔨᕐᔪᐊᑯᑦ ᐃᖅᑲᓇᐃᔭᕐᑎᖏᑦ ᐱᔭᑦᑎᕐᑐᑎᒃ ᑐᖏᓕᖓᔪᑎᒃ ᐃᒃᓯᕙᐅᑕᒥᑦ ᑖᒃᑯᓇᓂ ᐊᐅᓚᑦᑎᖃᑎᒌᖕᓂᕐᒧᑦ ᑲᑎᒪᔨᕋᓛᑦ ᐊᒻᒪᓗ ᐃᒃᓯᕙᐅᑕᐅᔪᓐᓇᙱᑦᑐᑎᒃ.

3.2.7 ᐊᐅᓚᑦᑎᖃᑎᒌᖕᓂᕐᒧᑦ ᑲᑎᒪᔨᕋᓛᑦ ᐃᓂᑎᒃ ᐊᑐᕈᓐᓇᖅᓯᓗᑎᑦ ᐱᔭᕇᖅᐸᑕ ᓄᓇᓖ ᓄᓇᖁᑎᖏᓐᓄᑦ ᓄᓇᒥᐅᑕᖅᓄᓪᓗ ᑲᑎᒪᔨᕋᓛᑦ ᐅᕝᕙᓘᓐᓃᑦ ᓄᓇᕗᒻᒥ ᓄᓇᑖᕈᑎᓂᑦ ᐱᔪᓐᓇᐅᑎᓖ ᑲᑎᒪᔨᕋᓛᖏᑦ ᑎᒃᑯᐊᖅᑕᐅᓗᑎᒃ ᑭᖑᓪᓕᖅᐸᐅᓗᑎᒃ. ᐊᑯᓂᐅᑎᒋᔪᖅ ᐊᐅᓚᑦᑎᖃᑎᒌᖕᓂᕐᒧᑦ ᑲᑎᒪᔨᕋᓛᑦ ᐱᖓᓱᓄᑦ (3) ᐊᕐᕌᒍᓄᑦ ᐊᑕᓗᑎᒃ.

3.2.8 ᐊᒃᑑᑎᔪᑦ ᐊᕕᒃᑐᖅᓯᒪᔪᑦ ᐃᓄᐃᑦ ᑲᑐᔾᔨᖃᑎᒌᖏᑦ ᑐᓴᖅᑎᑦᑐᒍ ᒥᓂᔅᑕ ᐃᓗᐊᓂ 30 ᐅᓪᓗᐃᑦ ᑎᒃᑯᐊᖅᑕᐅᔪᒃᓴᓂᒃ ᐅᕝᕙᓘᓐᓃᑦ ᑎᒃᑯᐊᖅᑕᐅᑲᓐᓂᕐᓂᐊᖅᑐᓂᒃ ᓄᓇᓖ ᓄᓇᖁᑎᖏᓐᓄᑦ ᓄᓇᒥᐅᑕᖅᓄᓪᓗ ᑲᑎᒪᔨᕋᓛᑦ ᐅᕝᕙᓘᓐᓃᑦ ᓄᓇᕗᒻᒥ ᓄᓇᑖᕈᑎᓂᑦ ᐱᔪᓐᓇᐅᑎᓖ ᑲᑎᒪᔨᕋᓛᖏᑦ ᑖᒃᑯᓇᓂ ᐊᑕᔪᑦ ᓄᓇᓕᒃ (ᓄᓇᓖᑦ). ᐃᓗᐊᓂ 90 ᐅᓪᓗᐃᑦ ᐱᓚᐅᖅᑎᓗᒍ ᐊᕕᒃᑐᖅᓯᒪᔪᑦ ᐃᓄᐃᑦ ᑲᑐᔾᔨᖃᑎᒌᖏᑦ ᑐᓴᖅᑎᑕᐅᑦᑐᑎᒃ, ᒥᓂᔅᑕ ᑎᒃᑯᐊᖅᓯᓗᓂ ᒪᕐᕉᖕᓂᒃ (2) ᓄᓇᓖ ᓄᓇᖁᑎᖏᓐᓄᑦ ᓄᓇᒥᐅᑕᖅᓄᓪᓗ ᑲᑎᒪᔨᕋᓛᑦ ᐅᕝᕙᓘᓐᓃᑦ ᓄᓇᕗᒻᒥ

ᓄᓇᑖᕈᑎᓂᑦ ᐱᔪᓐᓇᐅᑎᓖ ᑲᑎᒪᔨᕋᓛᖏᑦ ᐱᓯᒃᓴᕆᓂᐊᖅᑕᖓ ᑎᒃᑯᐊᖅᓯᓗᓂ ᑖᒃᑯᓈᖓ ᐊᑐᓂ ᐊᐅᓚᑦᑎᕐᑲᑎᒌᖕᓂᕐᒧᑦ ᑲᑎᒪᔨᕋᓛᑦ.

3.2.9 ᐊᐅᓚᑦᑎᕐᑲᑎᒌᖕᓂᕐᒧᑦ ᑲᑎᒪᔨᕋᓛᑦ, ᐃᓚᒋᔭᐅᓪᓗᑎᒃ ᐃᒃᓯᕙᐅᑕᖅ ᐊᒻᒪᓗ ᐃᒃᓯᕙᐅᑕᐅᑉ ᑐᖏᓕᖏᑦ, ᑎᒃᑯᐊᖅᑕᐅᓗᑎᒃ ᐃᓂᖏᓐᓄᑦ.

3.2.10 ᐊᕕᒃᑐᖅᓯᒪᔪᑦ ᐃᓄᐃᑦ ᑲᑐᔾᔨᕐᑲᑎᒌᖏᑦ ᐅᑯᓀᓐᓃᑦ ᒥᓂᔅᑕ ᐲᖅᓯᔪᓇᖅᑐᑦ ᐊᐅᓚᑦᑎᕐᑲᑎᒌᖕᓂᕐᒧᑦ ᑲᑎᒪᔨᕋᓛᑦ ᒪᓕᒡᓗᒍ ᐊᐅᓚᑦᑎᕐᑲᑎᒌᖕᓂᕐᒧᑦ ᑲᑎᒪᔨᕋᓛᑦ ᐱᐅᓯᕆᔭᕆᐊᕐᑲᖅᑕᖏᑦ ᓴᕿᑕᐅᓯᒪᔪᑦ ᒪᓕᒐᖅ 3.2.22.

3.2.11 ᑕᐃᒪᓗ ᐃᓚᒋᔭᐅᔪᖅ ᐲᖅᑕᐅᒍᓂ ᐅᕝᕙᓘᓐᓃᑦ ᓄᕐᑲᕈᓂ ᐊᐅᓚᑦᑎᕐᑲᑎᒌᖕᓂᕐᒧᑦ ᑲᑎᒪᔨᕋᓛᑦ, ᐅᑯᐊ ᐊᕕᒃᑐᖅᓯᒪᔪᑦ ᐃᓄᐃᑦ ᑲᑐᔾᔨᕐᑲᑎᒌᖏᑦ ᐅᕝᕙᓘᓐᓃᑦ ᒥᓂᔅᑕ ᑎᒃᑯᐊᖅᓯᓂᐊᖅᑐᖅ ᐃᓚᒋᔭᐅᔪᒥᒃ, ᐊᑯᓂᐅᓗᐊᓐᖏᑦᑐᒥᒃ, ᑎᒃᑯᐊᖅᓯᓗᓂ ᐃᓇᖏᓂᐊᖅᑐᒥᒃ ᑯᓛᓂ ᓇᓗᓇᐃᑦᑎᐊᖅᓯᒪᔪᖅ ᒪᓕᒡᓗᒍ.

ᐱᓯᓇᐅᖅᓴᓂᖅ

3.2.12 ᐊᑐᓂ ᐊᐅᓚᑦᑎᕐᑲᑎᒌᖕᓂᕐᒧᑦ ᑲᑎᒪᔨᕋᓛᑦ ᐃᓛᓐᓂᒃᑯᑦ ᐃᓕᓐᓂᐊᕐᑎᑕᐅᕐᑲᑦᑕᕐᓗᑎᒃ ᐊᒻᒪᓗ ᕿᐅᔨᒪᔭᕆᐊᕐᑲᖅᑕᖏᓐᓂᒃ ᑐᑭᓯᑎᑕᐅᓗᑎᒃ ᐃᓕᓐᓂᐊᕐᓗᑎᒃ ᑲᑎᒪᓗᑎᒃ ᑕᐃᒪᓐᓇᐅᓯᓇᐊᕐᑲᓕᕚᖓᑕ ᓄᑖᓂ ᑲᑎᒪᔩᕋᖓᑕ ᐱᓯᓇᐅᖅᑎᑕᐅᑦᑎᐊᕐᓗᑎᒃ ᐊᑐᓇᐊᕐᑲᕐᓂᐊᖅᑕᒥᓄᑦ.

3.2.13 ᐱᔾᔪᑎᖏᑦ ᐃᓕᓐᓂᐊᖅᓗᑎᒃ ᑲᑎᒪᓗᑎᒃ ᐃᒪᓐᓇᐅᓂᐊᕐᒪᑕ:

(a) ᕿᐅᔨᒪᑦᑎᐊᓕᕐᓗᒋᑦ ᐊᐅᓚᑦᑎᕐᑲᑎᒌᖕᓂᕐᒧᑦ ᑲᑎᒪᔨᕋᓛᑦ ᐊᒃᑑᑎᔪᑦ ᒪᓕᒐᖏᑦ, ***ᓄᓇᕗᒻᒥᒃ ᓄᓇᑖᕈᑎᓄᑦ ᐊᖏᕈᑎᕐ***, ᑲᓇᑕᒥ ᐆᒪᔪᕐᑲᕐᕖᑦ ᐅᕝᕙᓘᓃᑦ ᐅᑎᖅᑕᐸᑦᑐᓄᑦ ᑎᖕᒥᐊᓄᑦ ᓴᐳᔾᔭᐅᓯᒪᕖᒃ ᐊᒻᒪᓗ ᐊᐅᓚᑦᑎᓂᖅ ᐱᕙᓪᓕᐊᔪᓄᑦ, ᐅᓇ ᐃᓄᐃᑦ ᐊᒃᑐᖅᑕᐅᓂᐊᕐᓂᖏᓐᓄᑦ ᐱᕚᓪᓕᕈᑕᐅᔪᓐᓇᖅᑐᓄᓪᓗ ᐊᖏᕈᑏᑦ, ᐊᒻᒪᓗ ᐃᓂᖏᑦ ᐊᒻᒪᓗ ᐱᓯᒃᓴᖏᑦ ᐊᐅᓚᑦᑎᕐᑲᑎᒌᖕᓂᕐᒧᑦ ᑲᑎᒪᔨᕋᓛᑦ ᐊᑖᒍᑦ ᐃᓄᐃᑦ ᐊᒃᑐᖅᑕᐅᓂᐊᕐᓂᖏᓐᓄᑦ ᐱᕚᓪᓕᕈᑕᐅᔪᓐᓇᖅᑐᓄᓪᓗ ᐊᖏᕈᑏᑦ;

(b) ᓴᕿᑦᑎᓗᑎᒃ ᓈᒻᒪᒃᑐᓂᒃ ᐱᓕᕆᔾᔪᑎᓂᒃ ᐃᑲᔪᕐᓗᒋᑦ ᐃᓄᐃᑦ ᐃᓚᒋᔭᐅᔪᑦ ᐊᐅᓚᑦᑎᕐᑲᑎᒌᖕᓂᕐᒧᑦ ᑲᑎᒪᔨᕋᓛᑦ ᐱᑎᑕᐅᓗᑎᒃ ᐊᒻᒪᓗ ᐊᑐᖅᑕᐅᓗᑎᒃ ***ᐃᓄᐃᑦ ᕿᐅᔨᒪᔭᑐᕐᑲᖏᑦ*** ᑖᒃᑯᓈᖓ ᐊᐅᓚᑦᑎᕐᑲᑎᒌᖕᓂᕐᒧᑦ ᑲᑎᒪᔨᕋᓛᑦ ᐊᑯᓂ ᐃᓱᒪᓕᐊᕆᑦᑎᐊᕆᐊᓕᖏᓐᓄᑦ; ᐊᒻᒪᓗ

(c) ᐊᔪᖏᑎᑦᑎᔪᖅ ᐃᓚᒋᐅᔪᓂᒃ ᐱᓕᕆᑦᑎᐊᕐᓗᒋᑦ ᐱᓯᒃᓴᑎᒃ ᐊᑖᒍᑦ ᐃᓄᐃᑦ ᐊᒃᑐᖅᑕᐅᓂᐊᕐᓂᖏᓐᓄᑦ ᐱᕚᓪᓕᕈᑕᐅᔪᓐᓇᖅᑐᓄᓪᓗ ᐊᖏᕈᑏᑦ.

3.2.14 ᑲᓇᑕᒥ ᐆᒪᔪᓕᕆᔨᕐᔪᐊᑯᑦ ᑲᑎᒪᑎᑦᑎᕙᒡᓗᑎᒃ ᐃᓕᓐᓂᐊᕐᑎᑦᑎᓗᑎᒃ ᐱᓕᕆᕐᑲᑎᒋᓗᒋᑦ ᓄᓇᕘᑦ ᑐᓐᖓᕕᒃ ᑎᒥᖓ, ᐊᕕᒃᑐᖅᓯᒪᔪᓂ ᐃᓄᐃᑦ ᑲᑐᔾᔨᕐᑲᑎᒌᖏᑦ ᐊᒻᒪᓗ ᐊᐅᓚᑦᑎᕐᑲᑎᒌᖕᓂᕐᒧᑦ ᑲᑎᒪᔨᕋᓛᑦ. ᓄᓇᕘᑦ ᑐᓐᖓᕕᒃ ᑎᒥᖓ ᐅᕝᕙᓘᓐᓃᑦ ᐊᒎᑎᕐᑲᖅᑐᖅ ᐊᕕᒃᑐᖅᓯᒪᔪᓂ ***ᐃᓄᐃᑦ ᑲᑐᔾᔨᕐᑲᑎᒌᖓᑦ*** ᐃᓚᐅᓗᑎᒃ ᐃᓕᓐᓂᐊᖅᑐᓂᒃ ᑲᑎᒪᕐᑲᑕᐅᓗᑎᒃ. ᐅᑯᐊ ᑲᑎᒪᔫᑦ ᐃᓕᓐᓂᐊᖅᑐᑦ ᐸᕐᓇᒃᑕᐅᑦᑎᐊᖅᓯᒪᓗᑎᒃ, ᑲᒪᒋᔭᐅᑦᑎᐊᕐᓗᑎᒃ, ᐊᒻᒪᓗ ᑐᓂᔭᐅᓗᑎᒃ ᑲᓇᑕᒥ ᐆᒪᔪᓕᕆᔨᕐᔪᐊᑯᑦ, ᑭᓯᐊᓂ ᐅᑯᐊ ᐃᓄᐃᑦ ᕿᐅᔨᒪᔭᑐᕐᑲᖏᓐᓂᓕᕆᔪᑦ ᐃᓕᓐᓂᐊᕐᓗᑎᒃ ᑲᑎᒪᐅᑕᐅᓗᑎᒃ ᐃᖏᕋᑎᑕᐅᓗᑎᒃ ᐊᒎᑎᔪᓂᑦ ᐊᕕᒃᑐᖅᓯᒪᔪᓂ ᐃᓄᐃᑦ ᑲᑐᔾᔨᕐᑲᑎᒌᖏᑦ ᐅᕝᕙᓘᓐᓃᑦ ᓄᓇᕘᑦ ᑐᓐᖓᕕᒃ ᑎᒥᖓ.

3.2.15 ᑕᐃᒪᓗ ᑕᒪᕐᒥᒃ ᐊᐅᓚᑦᑎᕐᑲᑎᒌᖕᓂᕐᒧᑦ ᑲᑎᒪᔨᕋᓛᑦ ᑲᑎᒪᓂᖏᑦ ᑲᑎᒪᓂᐊᖅᑐᑦ ᐊᑕᐅᓯᐊᕐᓗᑎᒃ ᐅᓇ ᐊᑕᓂᖓᓂ ᐃᓄᐃᑦ ᐊᒃᑐᖅᑕᐅᓂᐊᕐᓂᖏᓐᓄᑦ ᐱᕚᓪᓕᕈᑕᐅᔪᓐᓇᖅᑐᓄᓪᓗ ᐊᖏᕈᑏᑦ

ᐱᔭᕆᐅᖅᓴᑎᑕᐅᓗᑎᒃ ᑐᓴᐅᒪᔭᕐᕆᓐᓂᒡᓗ ᑐᓴᕐᑎᑦᑎᓗᑎᒃ, ᐃᒻᒥᖕᓂᒃ ᐃᓕᑦᑎᖃᑎᒌᒡᓗᑎᒃ, ᖃᓄᑐᐃᓐᓇᖅ, ᑲᒪᒋᓗᒋᑦ ᓴᓇᔭᕆᐊᓕᑦ.

ᐊᐅᓚᑦᑎᓂᕐᒋᑦ

3.2.16 ᐊᑐᓂ ᐊᐅᓚᑦᑎᖃᑎᒌᕐᓂᕐᒧᑦ ᑲᑎᒪᔨᕆᓛᑦ ᑲᑎᖕᒐᓗᑎᒃ ᑲᑎᒪᖃᑦᑕᕐᓗᑎᒃ ᐊᕐᕌᒍᒥ ᐊᑕᐅᓯᐊᕐᓗᑎᒃ .ᐊᐅᓚᑦᑎᖃᑎᒌᕐᓂᕐᒧᑦ ᑲᑎᒪᔨᕆᓛᑦ ᓴᓇᓕᕆᖃᑦᑕᕐᓂᐊᕐᒥᔪᑦ ᐅᖃᕘᑎᒃᑯᑦ ᑲᑎᒪᖃᑦᑕᕐᓗᑎᒃ ᐊᒻᒪᓗ ᓇᓕᐊᑐᐃᓐᓇᖅ ᐃᓱᒪᓕᐊᕆᔭᑎᒃ ᐊᑑᑎᖃᕐᓗᑎᒃ.

3.2.17 ᐊᐅᓚᑦᑎᖃᑎᒌᕐᓂᕐᒧᑦ ᑲᑎᒪᔨᕆᓛᑦ ᑲᑎᒪᖃᑦᑕᕐᓗᑎᒃ ᒪᑐᐃᖕᒐᓗᑎᒃ ᐃᓄᓕᒫᓄᑦ, ᑭᓯᐊᓂ ᐊᐅᓚᑦᑎᖃᑎᒌᕐᓂᕐᒧᑦ ᑲᑎᒪᔨᕆᓛᑦ ᑲᑎᒪᔪᓐᓇᖅᑐᑦ ᑲᑎᒪᔾᑐᐊᑦ ᐃᓛᓐᓂᒃᑯᑦ ᑕᐃᒪᓗ, ᑕᐃᒪᓐᓇᐅᔪᒪᑎᓪᓗᒋᑦ ᐊᐅᓚᑦᑎᖃᑎᒌᕐᓂᕐᒧᑦ ᑲᑎᒪᔨᕆᓛᑦ ᑭᓯᐊᓂ ᐱᔾᔪᑎᖃᕐᓗᑎᒃ ᑕᐃᒪᓐᓇᐅᔭᕆᐊᓕᑦ.

3.2.18 ᐊᐅᓚᑦᑎᖃᑎᒌᕐᓂᕐᒧᑦ ᑲᑎᒪᔨᕆᓛᑦ ᐱᓕᕆᖃᑦᑕᕐᓗᑎᒃ ᐱᔭᒃᓴᒥᖕᓂᒃ ᐃᓄᒃᑎᑐᑦ ᐅᖃᓪᓚᒡᓗᑎᒃ ᐊᒻᒪᓗ ᖃᓪᓗᓈᐅᔭᕐᓗᑎᒃ, ᐊᒻᒪᓗ ᑑᓴᕈᖃᕐᓗᑎᒃ ᐊᒻᒪᓗ ᐃᓄᒃᑎᑑᓕᕆᕈᖃᕐᓗᑎᒃ ᐱᔪᒪᑎᓪᓗᒋᑦ ᐃᓚᒋᔭᐅᔪᑦ.

3.2.19 ᐅᓄᕐᓂᕐᒋᑦ ᑲᑎᒪᔪᓐᓇᕐᓗᑎᒃ ᓇᓕᐊᑐᐃᓐᓇᖅ ᐊᐅᓚᑦᑎᖃᑎᒌᕐᓂᕐᒧᑦ ᑲᑎᒪᔨᕆᓛᑦ ᑎᓴᒪᐅᓗᑎᒃ (4) ᐃᓚᒋᔭᐅᔪᑦ, ᒪᕐᕉᒃ ᒣᒃᑯᓇᖕᒑᑦ ᐊᕕᒃᑐᖅᓯᒪᔪᑦ ᐃᓄᐃᑦ ᑲᑐᔾᔨᖃᑎᒌᕐᕆᓐᓂᑦ ᑎᒃᑯᐊᖅᑕᐅᓯᒪᔪᑦ.

3.2.20 ᐃᓚᒋᔭᐅᔪᑦ ᑎᒃᑯᐊᖅᓯᓗᑎᒃ ᒌᒃᑯᓄᖕᒐ ᐊᐅᓚᑦᑎᖃᑎᒌᕐᓂᕐᒧᑦ ᑲᑎᒪᔨᕆᓛᑦ ᐃᓱᒪᒋᔭᐅᑦᑎᐊᕐᓗᑎᒃ ᐱᔪᒪᔭᕐᕆᓐᓄᑦ ᐃᓄᐃᑦ ᒌᒃᑯᐊᓗ ᐊᑕᔪᑦ ᓄᓇᓖᑦ ᐊᕕᒃᑐᖅᓯᒪᔪᓂ ᐊᒻᒪᓗ ᓄᓇᕙᑦ ᓇᓗᓇᐃᖅᑕᐅᓯᒪᓂᖕᒐ ᑕᒪᕐᒥᒃ, ᐊᒻᒪᓗ ᐱᔪᒪᔭᕐᒋᑦ ᐃᓄᕐᒋᑦᑕ ᓄᓇᕗᑦ ᐊᒻᒪᓗ ᑲᓇᑕ ᐃᓱᒪᓕᐅᕆᑎᓪᓗᒋᑦ ᑭᓱᑐᐃᓐᓇᓂᒃ ᐅᖃᐅᓯᒃᓴᓂᒃ.

3.2.21 ᓄᓇᒥᒃ ᑲᑐᔾᔨᖃᑎᒌᒃᑐᑦ ᑲᑎᒪᔨᕆᓛᕐᒋᑦ ᐱᓕᕆᑎᐊᕐᓂᐊᖅᑐᑦ ᐃᓱᒪᓕᐊᒃᓴᕆᔭᒥᖕᓂᒃ ᐅᓄᓛᖑᔪᓂᑦ (ᓈᒻᒪᒃᓴᖅᑐᐃᓇᐅᓗᑎᒃ ᑕᒪᕐᒥᒃ ᐃᓚᒋᔭᐅᔪᑦ). ᑕᐃᒪᓗ ᓄᓇᒥᒃ ᑲᑐᔾᔨᖃᑎᒌᒃᑐᑦ ᑲᑎᒪᔨᕆᓛᕐᒋᑦ ᐊᔾᔨᒌᕐᕆᓐᓇᓕᖅᐸᑕ ᐊᕕᑦᑎᐊᑐᐃᓐᓇᖃᑦᑕᕐᓗᑎᒃ ᓇᓪᓕᐊᕐᓄᑦ ᐱᔾᔪᑕᐅᔪᒧᑦ, ᑕᐃᒪᓗ ᐋᕿᒃᑕᐅᕙᔭᖅᑐᖅ ᐅᓄᖅᓂᓴᐃᑦ ᓂᕈᐊᖅᑐᓂᒃ. ᐅᓇ ᐃᒃᓯᕙᐅᑕᖅ ᐊᒻᒪᓗ ᐃᒃᓯᕙᐅᑕᐅᑉ ᑐᕐᒋᓕᖕᒐ ᐃᒪᐅᖃᑦᑕᕐᓗᑎᒃ ᑕᒪᐃᓐᓂᒃ ᓄᓇᒥᒃ ᑲᑐᔾᔨᖃᑎᒌᒃᑐᑦ ᑲᑎᒪᔨᕆᓛᕐᒋᑦ ᐃᓱᒪᓕᐊᕆᔭᕆᐊᖃᖅᑕᕐᕆᓐᓄᑦ.

3.2.22 ᐊᐅᓚᑦᑎᖃᑎᒌᕐᓂᕐᒧᑦ ᑲᑎᒪᔨᕆᓛᑦ ᐃᒪᓐᓇᐅᓂᐊᖅᑐᑦ, ᐃᑲᔪᖅᑕᐅᓗᑎᒃ ᐱᓇᓱᐊᖃᑎᒌᓂᑦ, ᓴᕿᑦᑎᓗᑎᒃ ᐋᕿᒃᓯᒪᔾᔪᑎᒃᓴᓂᒃ ᑐᑭᓗᐊᒃᑎᑦᑎᓂᐊᖅᑐᑦ ᐊᐅᓚᑦᑎᔾᔪᑎᒋᔭᒥᖕᓄᑦ, ᐃᓚᒋᔭᐅᓗᑎᒃ ᐱᓇᓱᐊᕐᕕᖕᒐᓄᑦ ᐊᑲᐅᓐᖏᓕᐅᕆᔪᖅ ᑐᑭᓗᐊᒍᑎᕐᒋᑦ ᐊᒻᒪᓗ ᐱᓕᕆᓯᐊᕈᒪᓂᐅᑉ ᒪᓕᒐᕐᑯᑎᕐᒋᑦ, ᐊᒻᒪᓗ ᒌᒃᑯᐊ ᐊᐅᓚᑦᑎᖃᑎᒌᕐᓂᕐᒧᑦ ᑲᑎᒪᔨᕆᓛᑦ ᐊᒻᒪᓗ ᐱᓇᓱᐊᖃᑎᒌᑦ ᐅᑯᐊ ᐱᐅᓯᒃᓴᓕᐊᕆᔭᐅᓯᒪᔪᑦ ᐃᓄᓕᒫᓄᑦ ᐊᑐᐃᓐᓇᐅᓗᑎᒃ. ᓇᓕᐊᑐᐃᓐᓇᖅ ᐊᑑᑎᔪᓂ ᐊᒻᒪᓗ ᐊᕐᕆᖅᑕᐅᓯᒪᔪᓂ ᓈᒻᒪᖕᓂᕐᕆᓐᓄᑦ ᐊᐅᓚᑦᑎᖃᑎᒌᕐᓂᕐᒧᑦ ᑲᑎᒪᔨᕆᓛᑦ, ᐅᑯᐊ ᐱᐅᓯᒃᓴᓕᐊᕆᔭᐅᓯᒪᔪᑦ ᒪᓕᒃᑎᐊᕐᓂᐊᖅᑐᑦ ᐊᕙᑖᓂᑦ ᐊᔾᔨᒌᓐᖏᑦᑐᑎᓂᑦ ᐊᐅᓚᑦᑎᖃᑎᒌᕐᓂᕐᒧᑦ ᑲᑎᒪᔨᕆᓛᑦ.

ᑮᓇᐅᔭᖅᑑᑎᒃᓴᖅ ᐊᒻᒪᓗ ᓴᓇᓂᐊᖅᑕᓄᑦ ᐸᕐᓇᐅᑎᑦ

3.2.23 ᐱᒋᐊᓚᐅᓐᖏᓂᖕᒐᓂ ᐃᓱᓕᕕᒃᓴᖕᒑᑦ ᒐᕙᒪᒃᑯᓂ ᐊᕐᕌᒍᐊ, ᐊᑐᓂ ᐊᐅᓚᑦᑎᖃᑎᒌᕐᓂᕐᒧᑦ ᑲᑎᒪᔨᕆᓛᑦ ᐋᕿᒃᓯᐃᓂᐊᖅᑐᑦ ᓴᓇᓂᐊᑕᒥᖕᓄᑦ ᐸᕐᓇᐅᑎᓂᒃ ᐊᒻᒪᓗ ᑮᓇᐅᔭᖅᑑᑎᒃᓴᕆᔪᒪᔭᒥᖕᓂᒃ ᐊᒡᒋᖅᑐᒧᑦ ᐊᕐᕌᒍᒧᑦ.

3.2.24 ᐊᑐᓂ ᐊᐅᓚᑦᑎᖃᑎᒌᖕᓂᕐᒧᑦ ᑲᑎᒪᔨᕋᓛᑦ ᑐᓂᓯᓗᑎᒃ ᑐᒃᓯᕋᐅᑎᒥᖕᓂᒃ ᓴᓇᔭᒃᓴᒥᖕᓄᑦ ᐸᕐᓇᐅᑎᓂᒃ ᐊᒻᒪᓗ ᑮᓇᐅᔭᖅᑑᑎᒃᓴᓂᒃ ᑖᒃᑯᓄᖓ ᑲᓇᑕᒥ ᐆᒪᔪᓕᕆᔨᕐᔪᐊᑯᑦ ᓄᓇᕗᑦ ᑐᖓᕕᒃ ᑎᒥᖓ ᐊᒻᒪᓗ ᐊᒃᑑᑎᔪᑦ ᐃᓄᐃᑦ ᑲᑐᔾᔨᖃᑎᒌᖏᑦ ᕿᒥᕐᕈᐊᕐᓂᐊᕐᒪᑕ ᐊᒻᒪᓗ ᓈᒻᒪᒋᓗᒋᑦ ᐊᕐᕌᒍᒥ ᕿᒥᕐᕈᐊᖅᑕᐅᓂᖓ ᒪᓕᒡᓗᒍ ᐃᓚᖓ 15.4.

3.2.25 ᐊᐅᓚᑦᑎᖃᑎᒌᖕᓂᕐᒧᑦ ᑲᑎᒪᔨᕋᓛᑦ ᐊᑐᓕᖅᑕᐅᖁᔨᔪᓐᓇᖅᑐᑦ ᐊᓯᑦᔨᐅᑎᒃᓴᓂᒃ ᓴᓇᓂᐊᖅᑕᒥ ᐸᕐᓇᐅᑎᖏᓐᓂᒃ ᐊᒻᒪᓗ ᑮᓇᐅᔭᖅᑑᑎᒃᓴᓂᒃ ᖃᓄᐃᓕᖓᓂᑎᒃ ᒪᓕᒡᓗᒍ ᐊᓯᑦᔨᓲᖑᖕᒪᑕ ᑕᐃᑲᓂ ᒐᕙᒪᒃᑯᑦ ᐊᕐᕌᒍᐊᑕ ᐃᓗᐊᓂ. ᑐᓂᓯᔪᓐᓇᖅᑐᑦ ᓇᓕᐊᖕᓂᑐᐃᓐᓇᖅ ᐋᕿᒋᐊᖅᓯᒪᔪᓂᒃ ᓴᓇᔭᒥᖕᓄᑦ ᐸᕐᓇᐅᑎᓂᒃ ᐊᒻᒪᓗ ᑮᓇᐅᔭᖅᑑᑎᒃᓴᖕᓄᑦ ᑖᒃᑯᓄᖓ ᑖᒃᑯᓄᖓ ᑲᓇᑕᒥ ᐆᒪᔪᓕᕆᔨᕐᔪᐊᑯᑦ ᓄᓇᕗᑦ ᑐᖓᕕᒃ ᑎᒥᖓ ᐊᒻᒪᓗ ᐊᒃᑑᑎᔪᑦ ᐃᓄᐃᑦ ᕿᒥᕐᕈᐊᕐᓂᐊᕐᒪᑕ ᐊᒻᒪᓗ ᓈᒻᒪᒋᓗᒋᑦ, ᐊᑯᓂᐅᓗᐊᙱᑦᑐᒃ.

3.2.26 ᑕᒪᕐᒥᒃ ᐃᓱᓕᑦᑎᔾᔪᑏᑦ ᐊᑐᓂ ᒐᕙᒪᒃᑯᑦ ᐊᕐᕌᒍᐊᓂ, ᐊᑐᓂ ᐊᐅᓚᑦᑎᖃᑎᒌᖕᓂᕐᒧᑦ ᑲᑎᒪᔨᕋᓛᑦ ᑎᑎᕋᕐᓗᑎᒃ ᐅᓂᒃᑳᒥᖕᓂᒃ ᑕᐃᑉᓱᒪᓂ ᐊᕐᕌᒍᒥ ᐊᑐᖅᑕᒥᖕᓂᑦ ᓴᓇᔭᒥᖕᓄᑦ ᐸᕐᓇᐅᑎᓂᒃ ᐊᒻᒪᓗ ᐊᓯᖏᓐᓂᒃ ᐅᖃᐅᓯᒃᓴᓂᒃ ᑕᐃᒪᓗ ᐊᐅᓚᑦᑎᖃᑎᒌᖕᓂᕐᒧᑦ ᑲᑎᒪᔨᕋᓛᑦ ᓈᒻᒪᒋᔭᒥᖕᓄᑦ. ᐊᑐᓂ ᐊᐅᓚᑦᑎᖃᑎᒌᖕᓂᕐᒧᑦ ᑲᑎᒪᔨᕋᓛᑦ ᑐᓂᓯᓗᑎᒃ ᐅᓂᒃᑳᓂᒃ ᑖᒃᑯᐊ ᐱᓇᓱᐊᖃᑎᖏᑦᑕ ᕿᒥᕐᕈᐊᕐᓂᐊᖅᑕᖏᓐᓂᒃ ᐊᕐᕌᒍᒥ ᖃᓄᐃᓕᐅᖅᑕᐅᔪᕙᓂᕐᓂᒃ ᐊᑖᒍᑎ ᐃᓚᖓ 15.4.

ᐊᑭᖏᑦ

3.2.27 ᐊᐅᓚᑦᑎᖃᑎᒌᖕᓂᕐᒧᑦ ᑲᑎᒪᔨᕋᓛᑦ ᑮᓇᐅᔭᖅᑑᑎᖏᑦ ᐊᖏᖅᑕᐅᖃᑦᑕᕐᑐᑎᒃ ᓯᕗᓂᑐᖃᖓᓂ ᑕᐃᑲᖓ ᑎᑎᕋᖅᓯᒪᔪ 3.2.24 ᐊᒻᒪᓗ 3.2.25. ᐊᒃᑑᑎᔪᑦ ᓄᓇᒥᒃ ᑲᑐᔾᔨᖃᑎᒌᒃᑐᑦ ᑲᑎᒪᔨᕋᓛᖏᑦ ᐊᑭᓕᖅᓲᑎᖏᑦ ᐅᑯᐊ:

(a) ᑲᑎᒪᔩᑦ ᑲᑎᒪᐅᑎᖏᓐᓄᑦ ᐃᓚᒋᔭᐅᔪᖅ ᐊᐅᓚᑦᑎᖃᑎᒌᖕᓂᕐᒧᑦ ᑲᑎᒪᔨᕋᓛᑦ ᐃᓚᒋᔭᐅᑦᓗᑎᒃ ᑕᐃᒪᐃᒻᒪᑦ ᐊᑭᓕᖅᑕᐅᒐᔭᙱᑲᓗᐊᕐᒪᑕ ᓴᓇᔭᖏᓐᓄᑦ;

(b) ᐅᑯᐊ ᓄᓇᒥᒃ ᑲᑐᔾᔨᖃᑎᒌᒃᑐᑦ ᑲᑎᒪᔨᕋᓛᖏᑦ ᑲᑎᒪᑎᑦᑐᒋᑦ ᐊᑭᓕᖅᑑᑕᐅᔪᑦ, ᐃᓚᒋᔭᐅᑦᓗᑎᒃ ᖃᖓᑦᑕᐅᑎᑦ, ᑐᔪᕐᒥᔾᔪᑎᑦ ᐊᒻᒪᓗ ᑲᑎᒪᐅᑎᒥᖕᓄᑦ ᐊᑭᓕᐅᑎᑦ ᐊᑐᖅᓯᑦᓗᑎᒃ ᑮᓇᐅᔭᓕᕆᔨᕐᔪᐊᒃᑯᑦ ᑲᓇᑕᒥ ᐊᑭᖏᓐᓂᒃ ᐃᓚᒋᔭᐅᔪᓄᑦ ᐊᐅᑦᓚᖅᓯᒪᑎᑦᑐᒋᑦ ᑲᑎᒪᐅᑕᐅᑦᑐᑎᒃ ᐊᐅᓚᑦᑎᖃᑎᒌᖕᓂᕐᒧᑦ ᑲᑎᒪᔨᕋᓛᑦ ᑲᑎᒪᑎᑦᑐᒋᑦ ᐊᒻᒪᓗ ᐅᑯᐊ ᑕᐃᒪᐃᒻᒪᑦ ᐊᑭᓕᖅᑕᐅᒐᔭᙱᑲᓗᐊᕐᒪᑕ ᓴᓈᔭᖏᓐᓄᑦ ᑖᒃᑯᓄᖓ ᐊᑭᓕᖅᑑᑎᒋᔭᖏᓐᓄᑦ;

(c) ᐊᑭᓕᖅᑑᑎᖏᑦ ᐊᕕᒃᑐᖅᓯᒪᔪᑦ ᐃᓄᐃᑦ ᑲᑐᔾᔨᖃᑎᒌᖏᑦᑕ ᐃᖅᑲᓇᐃᔭᖃᑎᖏᓂᑦ ᐊᐅᑦᓚᕈᑎᖏᓐᓄᑦ ᐊᐅᓚᑦᑎᖃᑎᒌᖕᓂᕐᒧᑦ ᑲᑎᒪᔨᕋᓛᑦ ᑲᑎᒪᑎᑦᑐᒋᑦ; ᐊᒻᒪᓗ

(d) ᐊᓯᖏᑦ ᐊᑮᑦ ᐊᑕᔪᑦ ᐊᐅᓚᑦᑎᖃᑎᒌᖕᓂᕐᒧᑦ ᑲᑎᒪᔨᕋᓛᑦ ᐱᓕᕆᓂᖏᓐᓄᑦ ᐱᔭᒃᓴᑎᒃ ᐱᓕᕆᑦᑐᒋᑦ ᐊᑖᓂ ᐆᒪ ᐃᓄᐃᑦ ᐊᒃᑐᖅᑕᐅᓂᐊᕐᓂᖏᓐᓄᑦ ᐱᖄᑦᓚᕈᑕᐅᔭᕐᓇᖅᑐᓄᑦᓗ ᐊᖏᕈᑏᑦ.

3.2.28 ᐱᑦᑐᒍ 15.2.1, ᐅᑯᐊ ᑲᓇᑕᒥ ᐆᒪᔪᓕᕆᔨᕐᔪᐊᑯᑦ ᑐᓂᓯᓯᒪᓂᐊᖅᑐᑦ ᓄᓇᕗᑦ ᑐᖓᕕᒃ ᑎᒥᖓ ᑖᒃᑯᓂᖓ ᐃᓄᐃᑦ ᐊᒃᑐᖅᑕᐅᓂᐊᕐᓂᖏᓐᓄᑦ ᐱᖄᑦᓚᕈᑕᐅᔭᕐᓇᖅᑐᓄᑦᓗ ᐊᖏᕈᑏᑦ ᐊᑐᓕᕐᑎᑦᑎᔾᔪᑕᐅᔪᓄᑦ ᑮᓇᐅᔭᒃᓴᓂᒃ ᖃᔅᓯᑖᓚᐅᓂᖏᑦ ᓇᓗᓇᐃᖅᓯᒪᔪᑦ 1-ᒥ ᐊᒻᒪᓗ 2-ᒥ ᑎᑎᖅᑲᑦ 15-1 ᐊᑭᓕᕐᑐᒋᑦ ᐊᑭᖏᓐᓄᑦ ᐊᐅᓚᑦᑎᖃᑎᒌᖕᓂᕐᒧᑦ ᑲᑎᒪᔨᕋᓛᑦ ᓇᓗᓇᐅᖅᓯᒪᔭᖏᑦ ᐃᓚᖓ 3.2.27-ᒥ.

ᑎᑎᕋᓕᕆᔨᓂᒃ ᐃᑲᔪᖅᑎᖃᕐᓂᖅ

3.2.29 ᑲᓇᑕᒥ ᐆᒪᔪᓕᕆᔨᕐᔪᐊᑯᑦ ᑐᓂᓯᖃᑦᑕᕐᓂᐊᖅᑐᑦ ᑎᑎᖅᑲᓕᕆᓂᕐᒧᑦ ᐃᑲᔫᑎᓂᒃ ᑖᒃᑯᓄᖓ ᐊᐅᓚᑦᑎᖃᑎᒌᖕᓂᕐᒧᑦ ᐊᐅᓚᑦᑎᖃᑎᒌᖕᓂᕐᒧᑦ ᑲᑎᒪᔨᕋᓛᑦ ᐅᖃᖅᓯᒪᔪᑦ 3.2.30.

3.2.30 ᐅᑯᐊ ᑎᑎᕋᓕᕆᔨᓂᒃ ᐃᑲᔪᖅᑎᖃᕐᓂᖅ ᐱᓕᕆᔭᐅᓂᐊᖅᑐᖅ ᑖᒃᑯᓇᙵᑦ ᑲᓇᑕᒥ ᐆᒪᔪᓕᕆᔨᕐᔪᐊᑯᑦ ᐃᒪᓐᓇ:

(a) ᖃᓄᐃᓕᐅᕆᐊᓕᖕᓄᑦ ᐃᑲᔪᕐᓗᑎᒃ ᐃᓚᖕᒋᔭᐅᓗᑎᒃ ᐊᐅᓚᑦᓯᔩᑦ ᐊᐅᓚᑦᑎᖃᑎᒌᖕᓂᕐᒧᑦ ᑲᑎᒪᔨᖅᑖᑦ ᑲᑎᒪᓂᖕᒋᑦ, ᐅᖃᓘᑎᒃᑯᑦ ᑲᑎᒪᓂᖕᒋᑦ, ᕿᒥᕐᕈᐊᖃᑎᒌᖕᓂᖕᒋᑦ, ᖃᖓᑦᑕᐅᑎᖕᒋᑦ ᐊᒻᒪᓗ ᑐᔪᕐᒥᔾᔪᑎᖕᒋᑦ;

(b) ᐃᑲᔪᕐᓗᒋᑦ ᐊᐅᓚᑦᑎᖃᑎᒌᖕᓂᕐᒧᑦ ᑲᑎᒪᔨᖅᑖᑦ ᑮᓇᐅᔭᖅᑰᑎᒃᓴᖕᒋᑦ ᑎᑎᕋᕐᓗᒋᑦ ᐋᖅᑭᒃᓱᕐᓗᒋᑦ;

(c) ᑎᑎᕋᓕᕆᔭᕆᐊᓕᖕᓄᑦ ᐃᑲᔪᕐᓗᒋᑦ ᐊᒻᒪᓗ ᐋᖅᑭᑦᑎᐊᖅᓯᒪᐃᓐᓇᖅᓗᒋᑦ ᐊᐅᓚᑦᑎᖃᑎᒌᖕᓂᕐᒧᑦ ᑲᑎᒪᔨᖅᑖᑦ ᑎᑎᕋᖅᑯᑎᖕᒋᑦ ᐊᒻᒪᓗ ᑐᖅᑯᖅᓯᒪᔭᕆᐊᓕᑦ; ᐊᒻᒪᓗ

(d) ᐊᓯᖏᑦ ᐱᔭᒃᓴᖏᑦ ᑕᐃᒪᓐᓇᐃᑦᑐᓕᕆᔪᑦ ᑐᑭᒧᐊᒃᑎᑕᐅᓗᑎᒃ ᐃᒃᓯᕙᐅᑕᒥᑦ ᐊᒻᒪᓗ ᐊᖏᖅᑕᐅᓯᒪᔪᑦ ᑖᒃᑯᓇᙵᑦ ᑲᓇᑕᒥ ᐆᒪᔪᓕᕆᔨᕐᔪᐊᑯᑦ.

3.2.31 ᐱᔪᒪᑎᓪᓗᒋᑦ ᑲᓇᑕᒥ ᐆᒪᔪᓕᕆᔨᕐᔪᐊᑯᑦ, ᐊᒻᒪᓗ ᐊᒃᑰᑎᔪᑦ ᐊᕙᒃᑐᖅᓯᒪᔪᑦ ᐃᓄᐃᑦ ᑲᑐᔾᔨᖅᑲᑎᒌᖏᑦ ᑎᓕᓯᓂᐊᖅᑐᑦ ᐃᖅᑲᓇᐃᔭᖅᑎᒥᒃ ᐃᑲᔪᖅᓂᐊᖅᑐᖅ ᑖᒃᑯᓂ ᐊᐅᓚᑦᑎᖃᑎᒌᖕᓂᕐᒧᑦ ᑲᑎᒪᔨᖅᑖᑦ ᑲᑎᒪᑎᓪᓗᒋᑦ.ᔅᓯᑖᓚᐅᓇᔭᕐᓂᖏᓐᓂᒃ ᐊᑭᓕᐅᑕᐅᔪᑦ ᐊᑭᓕᕆᐊᓕᖕᓄᑦ ᐆᒪ ᐊᕙᒃᑐᖅᓯᒪᔪᑦ ᐃᓄᐃᑦ ᑲᑐᔾᔨᖅᑲᑎᒌᖏᑕ ᐃᖅᑲᓇᐃᔭᖅᑎᖓᓂᑦ ᓇᓗᓇᐃᖅᑕᐅᓯᒪᕗᑦ ᑎᑎᕋᖅᓯᒪᔪᖅ 1 ᐃᓚᓕᐅᑎᓯᒪᔪᖅ 15-1.

3.3 ᐊᐅᓚᑦᑎᖃᑎᒌᖕᓂᕐᒧᑦ ᑲᑎᒪᔨᖅᑖᑦ ᐅᖃᐅᔾᔨᔪᓐᓇᖅᑐᑦ

3.3.1 ᒪᓕᒡᓗᒍ 9.3.7 ᑖᒃᑯᓇᓂ *ᓄᓇᕗᒻᒥᒃ ᓄᓇᑖᕈᑎᓄᑦ ᐊᖏᕈᑎᑦ*, ᐊᐅᓚᑦᑎᖃᑎᒌᖕᓂᕐᒧᑦ ᑲᑎᒪᔨᖅᑖᑦ ᐃᒪᓐᓇᐅᔪᓐᓇᖅᑐᑦ, ᓈᒻᒪᒃᑎᓪᓗᒍ, ᐅᖃᐅᑎᓗᒍ ᒥᓂᔅᑕ ᑕᒪᐃᓐᓂᒃ ᖃᓄᐃᓕᖓᔪᓂᒃ ᐅᖃᐅᓯᒃᓴᓂᒃ ᐱᑦᑐᒋᑦ ᑲᓇᑕᒥ ᐆᒪᔪᖅᑲᕐᕖᑦ ᐅᕝᕙᓘᓃᑦ ᐅᑎᖅᑕᐸᑦᑐᓄᑦ ᑎᖕᒥᐊᓄᑦ ᓴᐳᔾᔭᐅᓯᒪᕙᒃ ᐊᐅᓚᑕᐅᓂᖏᓐᓄᑦ. ᐅᑯᐊ ᐊᐅᓚᑦᑎᖃᑎᒌᖕᓂᕐᒧᑦ ᑲᑎᒪᔨᖅᑖᑦ ᐃᒪᓐᓇᐅᓗᑎᒃᑕᐅᖅ, ᓈᒻᒪᒃᑎᓪᓗᒍ ᐅᖃᐅᑎᓗᒋᑦ ᐱᓇᓱᐊᖅᑏᑦ ᐊᒻᒪᓗ ᐊᓯᖏᑦ ᑎᒥᐅᔪᑦ ᐅᖃᐅᓯᒃᓴᓂᒃ ᐊᐅᓚᑕᐅᓂᖏᓐᓄᑦ ᑲᓇᑕᒥ ᐆᒪᔪᖅᑲᕐᕖᑦ ᐅᕝᕙᓘᓃᑦ ᐅᑎᖅᑕᐸᑦᑐᓄᑦ ᑎᖕᒥᐊᓄᑦ ᓴᐳᔾᔭᐅᓯᒪᕙᒃ.

3.3.2 ᓇᓗᓇᖕᒋᑦᑎᐊᑲᓐᓂᖅᓂᐊᖅᒪᑦ, 2.1.2 ᐊᔪᖅᑎᑦᑎᔪᖅ ᐅᑯᐊ ᐊᐅᓚᑦᑎᖃᑎᒌᖕᓂᕐᒧᑦ ᑲᑎᒪᔨᖅᑖᑦ ᐅᖃᐅᔾᔨᔪᓐᓇᖅᓱᑎᒃ ᒥᓂᔅᑕᒥᒃ, ᐱᓇᓱᐊᖅᑏᓂᒃ, ᐅᕝᕙᓘᓐᓃᑦ ᐊᓯᖏᓐᓂᒃ ᑎᒥᐅᔪᓂᒃ ᓈᒻᒪᒋᔭᒥᒍᑦ, ᐅᖃᐅᔾᔨᖕᒥᒍᑦ ᒪᓕᒐᕐᓂᒃ ᐊᓯᔾᔨᖅᑐᓂᒃ. ᑭᓯᐊᓂᑦᑕᐅᖅ 2.1.2, ᐃᓚᒋᔭᐅᔪᑦᐊᐅᓚᑦᑎᖃᑎᒌᖕᓂᕐᒧᑦ ᑲᑎᒪᔨᖅᑖᑦ ᐅᐸᒍᑎᓗᒋᑦ ᐊᐅᓚᑦᑎᖃᑎᒌᖕᓂᕐᒧᑦ ᑲᑎᒪᔨᖅᑖᑦ ᐋᔅᓯᖅᑲᑎᒋᒍᑎᖕᒋᑦ ᐊᒻᒪᓗ ᐃᓱᒪᓕᐊᖕᒋᑦ, ᐊᒻᒪᓗ ᐊᓯᖏᑦ ᐅᖃᖅᑕᐅᔪᑦ, ᑕᐅᑦᑐᖕᒋᑦ ᓇᓕᐊᖕᓂᑐᐃᓐᓇᖅ ᐅᖃᐅᓯᒃᓴᓂᒃ ᐊᑖᒍᑦ ᐃᓱᒪᓕᐊᕆᓂᐊᖅᑕᖏᑦ ᑖᒃᑯᐊ ᐊᐅᓚᑦᑎᖃᑎᒌᖕᓂᕐᒧᑦ ᑲᑎᒪᔨᖅᑖᑦ, ᖃᓄᖅ ᐅᑯᐊ ᑕᐅᑦᑐᖕᒋᑦ ᒪᓕᑦᑎᐊᕐᒪᖔᑕ ᒪᓕᒐᕐᓂᒃ.

3.3.3 ᐋᖅᑭᒃᓯᔾᔪᑎᒋᓂᐊᖅᑐᒍ ᐅᖃᐅᔾᔪᓯᐊᑦ ᒥᓂᔅᑕᒧᑦ, ᐊᐅᓚᑦᑎᖃᑎᒌᖕᓂᕐᒧᑦ ᑲᑎᒪᔨᖅᑖᑦ ᐃᓱᒪᒋᑦᑎᐊᖅᑐᒋᑦ *ᐃᓄᐃᑦ ᖃᐅᔨᒪᔭᑐᖃᖏᑦ* ᑐᓐᓂᖅᑯᑕᐅᔪᑦ ᓇᓪᓕᐊᖕᓂᑦ ᐃᓚᒋᔭᐅᔪᓂᑦ.

3.3.4 ᐃᓂᖏᑦ ᐊᐅᓚᑦᑎᖃᑎᒌᖕᓂᕐᒧᑦ ᑲᑎᒪᔨᖅᑖᑦ ᐅᑯᐊ ᐃᓚᒋᔭᐅᔪᑦ ᐅᖃᐅᔾᔨᔪᓐᓇᖅᓂᖓᑦ ᐅᑯᓄᖓ:

(a) ᑲᓇᑕᒥ ᐆᒪᔪᖅᑲᕐᕖᑦ ᐋᖅᑭᒃᓯᒪᔾᔪᑎᒃᓴᐃᑦ ᐊᒻᒪᓗ ᐱᓕᕆᐊᖑᓂᐊᖅᑐᓂᒃ ᐸᖅᓇᐅᑎᑦ ᓄᓇᕗᒻᒧᑦ (ᐃᓚᖓ 3.4);

(b) ᐊᐅᓚᑦᑎᔾᔪᑎᒃᓴᐃᑦ ᐸᕐᓇᐅᑎᑦ (ᐃᓚᖏᑦ 3.5 ᑎᑭᓪᓗᒍ 3.7);

(c) ᐊᕕᒃᑐᖅᓯᒪᔪᑦ *ᐃᓄᐃᑦ ᑲᑐᔾᔨᖃᑎᒌᖏᑦ* - ᐃᑲᔪᖅᓯᕉᑏᑦ ᐱᔪᓐᓇᐅᑎᓄᑦ ᐆᒃᑑᑎᑦ (ᐃᓚᖓ 4.3);

(d) ᐲᖅᑕᐅᔪᓐᓇᕐᓂᖓ ᓴᓇᓐᖑᐊᒐᒃᓴᖅ ᐅᒃᑯᓯᒃᓴᓕᒃ ᑕᐃᑲᖓᑦ ᑲᓇᑕᒥ ᐆᒪᔪᖃᕐᕖᑦ ᐊᒻᒪᓗ ᐅᑎᖅᑕᐸᑦᑐᓄᑦ ᑎᖕᒥᐊᓄᑦ ᓴᐳᔾᔨᐅᓯᒪᕕᒃ (ᐃᓚᖓ 5.4);

(e) ᓄᓇᓕᕋᓛᑦ ᐊᒻᒪᓗ ᐃᒡᓗᕋᓛᑦ ᐃᓗᐊᓂ ᑲᓇᑕᒥ ᐆᒪᔪᖃᕐᕖᑦ ᐊᒻᒪᓗ ᐅᑎᖅᑕᐸᑦᑐᓄᑦ ᑎᖕᒥᐊᓄᑦ ᓴᐳᔾᔨᐅᓯᒪᕕᒃ (ᐃᓚᖓ 5.5);

(f) ᐱᖁᑎᖏᑦ ᓱᓇᑐᐃᓐᓇᐃᑦ ᐊᒻᒪᓗ ᐱᔾᔪᑎᒃᓴᑦ ᐱᒻᒪᕆᐅᔪᑦ ᐃᓄᖕᓄᑦ, ᐃᓚᒋᔭᐅᓪᓗᑎᒃ ᐃᒻᒪᑲᓪᓚᖕᓂᑦ ᐱᓕᕆᐊᖑᔪᑦ, ᐃᑕᕐᓂᑕᐃᑦ ᐱᓕᕆᐊᖑᔪᑦ ᐊᒻᒪᓗ ᐃᓄᐃᑦ ᐅᖃᐅᓯᖏᑦ ᓄᓇᐃᑦ ᐊᑎᑐᖃᖏᑦ (ᐃᓚᖏ 6.4 ᑎᑭᓪᓗᒍ 6.7);

(g) ᑲᓇᑕᒥ ᐆᒪᔪᖃᕐᕖᑦ ᐊᒻᒪᓗ ᐅᑎᖅᑕᐸᑦᑐᓄᑦ ᑎᖕᒥᐊᓄᑦ ᓴᐳᔾᔨᐅᓯᒪᕕᒃ ᖃᐅᔨᓴᕐᓂᖅ (ᐃᓚᖓ 10.2);

(h) ᑲᓇᑕᒥ ᐆᒪᔪᓕᕆᔨᕐᔪᐊᑯᑦ ᐃᓂᖓ ᓴᐳᒻᒥᒍᒋᑦ ᐃᑕᕐᓂᑕᖃᖅᑐᑦ , ᐃᒻᒪᑲᓪᓚᓂᑕᐃᑦ ᐊᒻᒪᓗ ᓂᕐᔪᑎᑦ ᐃᓂᖏᑦ ᐊᒻᒪᓗ ᐆᒪᔪᑦ ᐊᒻᒪᓗ ᐱᐅᓯᑐᖃᖃᕕᑦ ᐃᓂᖏᑦ ᐱᒻᒪᕆᐅᔪᑦ ᐃᓄᖕᓄᑦ (ᐃᓚᖓ 11.3);

(i) ᐊᐅᓚᑕᐅᓂᖏ ᐊᒻᒪᓗ ᓴᐳᒻᒥᔭᐅᓂᖏᑦ ᓂᕐᔪᑎᑦ ᐊᒻᒪᓗ ᓂᔪᑎᑦ ᐃᓂᖏᑦ ᐃᓗᐊᓂ ᑲᓇᑕᒥ ᐆᒪᔪᖃᕐᕖᑦ ᐅᕝᕙᓘᓃᑦ ᐅᑎᖅᑕᐸᑦᑐᓄᑦ ᑎᖕᒥᐊᓄᑦ ᓴᐳᔾᔨᐅᓯᒪᕕᒃ (ᐃᓚᖓ 12.2);

(j) ᓴᕿᑕᐅᓂᖏᑦ, ᐊᖏᒡᓕᕆᐊᕐᓂᖏᑦ, ᖃᓄᐃᓕᖓᓂᖓᑕ ᐊᓯᑦᔨᕐᓂᖏᑦ, ᒥᓪᖤᓂᖏ ᐅᕝᕙᓘᓃᑦ ᐲᔭᖅᑕᐅᓂᖏᑦ ᐅᑎᖅᑕᐸᑦᑐᓄᑦ ᑎᖕᒥᐊᓄᑦ ᓴᐳᔾᔨᐅᓯᒪᕕᒃ ᐊᒻᒪᓗ ᑲᓇᑕᒥ ᐆᒪᔪᖃᕐᕖᑦ, ᓈᒪᒃᑎᓪᓗᒍ (ᐃᓚᖏ 13.3 ᐊᒻᒪᓗ 13.5); ᐊᒻᒪᓗ

(k) ᐳᓛᖅᑎᓄᑦ ᐊᑐᖅᑕᐅᓂᖏ ᑲᓇᑕᒥ ᐆᒪᔪᖃᕐᕖᑦ ᐊᒻᒪᓗ ᐅᑎᖅᑕᐸᑦᑐᓄᑦ ᑎᖕᒥᐊᓄᑦ ᓴᐳᔾᔨᐅᓯᒪᕕᒃ, ᐃᓚᒋᔭᐅᓗᑎᒃ ᐊᐅᓪᓚᕈᔾᔨᓯᒪᔪᓐᓇᖅᑐᑦ ᓄᓇᖓᓄᑦ (ᐃᓚᖏ 14.2 ᐊᒻᒪᓗ 14.4).

3.3.5 ᐅᓇ ᒥᓂᔅᑕ ᕿᓂᕐᓂᐊᖅᑐᖅ ᐅᖃᐅᔾᔨᓂᐊᖅᑐᓂᒃ ᐊᒃᑑᑎᔪᓂᑦ ᐊᐅᓚᑦᑎᖃᑎᒌᖕᓂᕐᒧᑦ ᑲᑎᒪᔨᕋᓛᑦ ᑕᒪᐃᓐᓂᒃ ᐊᑐᐊᒐᒃᓴᐅᔪᓂ ᐱᓕᕆᐊᒃᓴᓂᒃ ᐊᒃᑐᐃᔪᑦ ᑲᓇᑕᒥ ᐆᒪᔪᖃᕐᕖᑦ ᐅᕝᕙᓘᓃᑦ ᐅᑎᖅᑕᐸᑦᑐᓄᑦ ᑎᖕᒥᐊᓄᑦ ᓴᐳᔾᔨᐅᓯᒪᕕᒃ. ᑕᒪᕐᒥᒃ ᐊᖏᔪᑦ ᐊᑐᐊᒐᒃᓴᓄᑦ ᐃᓱᒪᓕᐊᕆᔭᒃᓴᐃᑦ, ᒥᓂᔅᑕ ᐃᓱᒪᒋᑦᑎᐊᕐᓂᐊᖅᑕᖏᑦ *ᐃᓄᐃᑦ ᖃᐅᔨᒪᔭᑐᖃᖏᑦ* ᑎᑎᕋᖅᓯᐅᑎᓯᒪᓗᑎᒃ ᐊᒻᒪᓗ ᑐᓐᓂᖁᑕᐅᓗᑎᒃ ᒥᓂᔅᑕᒧᑦ ᑖᒃᑯᓇᖓᑦ ᐊᐅᓚᑦᑎᖃᑎᒌᖕᓂᕐᒧᑦ ᑲᑎᒪᔨᕋᓛᑦ.

3.3.6 ᐱᓪᓗᒋᑦ ᐅᖃᐅᔾᔪᐃᔾᔪᓯᖏᑦ ᐱᓪᓗᒍ ᐊᕕᒃᑐᖅᓯᒪᔪᑦ ᐃᓄᐃᑦ ᑲᑐᔾᔨᖃᑎᒌᖏᑦ - ᐃᑲᔪᖅᓯᕉᑏᑦ ᐱᔪᓐᓇᐅᑎᓄᑦ ᐆᒃᑑᑎᓄᑦ ᐊᑖᒍᑦ 4.3.2 ᑐᑭᒧᐊᒃᑎᑕᖅ ᐊᑖᓂ 4.3.3, ᐊᐅᓚᑦᑎᖃᑎᒌᖕᓂᕐᒧᑦ ᑲᑎᒪᔨᕋᓛᑦ ᐅᖃᐅᔾᔨᓗᑎᒃ ᒥᓂᔅᑕᒧᑦ ᐱᕙᓪᓕᐊᔪᑎᒃᓴᓂᒃ ᑎᑎᕋᖅᓯᒪᔪᓂ 3.3.7-ᒥ.

3.3.7 ᐅᓇ ᒥᓂᔅᑕ ᐃᓱᒪᒋᓂᐊᖅᑕᖏᑦ ᐊᐅᓚᑦᑎᖃᑎᒌᖕᓂᕐᒧᑦ ᑲᑎᒪᔨᕋᓛᑦ ᐅᖃᐅᔾᔪᐃᔾᔪᓯᖏᑦ ᓇᓕᐊᖕᓂᑐᐃᓐᓇᖅ ᐅᑯᓂᖓ:

(a) ᐱᒍᑎᒃ ᐊᐅᓚᑦᑎᖃᑎᒌᖕᓂᕐᒧᑦ ᑲᑎᒪᔨᕋᓛᑦ ᐅᖃᐅᑎᔭᐅᓯᒪᓗᑎᒃ, ᐅᓇ ᒥᓂᔅᑕ ᐊᖏᕐᓂᐊᖅᑕᖓ ᐊᒻᒪᓗ ᐊᑐᓕᖅᑕᐅᑎᓪᓗᒍ ᐅᕝᕙᓘᓃᑦ ᐋᒃᑳᕐᓗᒍ ᐅᖃᐅᔾᔪᖅᑕᐅᔾᔪᑎᓂ. ᑕᐃᒪᓗ ᒥᓂᔅᑕ ᐋᒃᑳᖅᐸᑦ ᐅᑯᐊ ᐊᐅᓚᑦᑎᖃᑎᒌᖕᓂᕐᒧᑦ ᑲᑎᒪᔨᕋᓛᑦ ᐅᖃᐅᓯᖏᓐᓂᒃ,

ᒥᓂᔅᑕ ᐃᒪᓐᓇᐅᓂᐊᖅᑐᖅ, ᐃᓗᐊᓂ 60 ᐅᓪᓗᐃᑦ ᐱᒍᓂᐅᒃ ᐅᖃᐅᑎᔭᐅᓯᒪᓕᕐᓗᓂ, ᑎᑎᕋᕐᓗᓂ ᐱᔾᔪᑎᒥᓂᒃ ᑖᒃᑯᓄᙵ ᐊᐅᓚᑦᑎᖃᑎᒌᖕᓂᕐᒧᑦ ᑲᑎᒪᔩᑦ ᐊᖏᓐᖏᔾᔪᑎᒥᓂᒃ. ᑕᐃᒪᓗ ᒥᓂᔅᑕ ᐃᓱᒪᒋᓂᐊᖅᑕᖏᑦ ᓇᓕᐊᑐᐃᓐᓇᖅ ᑐᓴᖅᑕᓂ ᐱᓯᒪᓐᖏᑕᖏᑦ ᐊᐅᓚᑦᑎᖃᑎᒌᖕᓂᕐᒧᑦ ᑲᑎᒪᔩᑦ, ᐅᓇ ᒥᓂᔅᑕ ᐃᒪᓐᓇᐅᓂᐊᖅᑐᖅ, ᒪᓕᒡᓗᓂ ᒪᓕᒐᕐᓂᒃ ᐊᔪᖅᑎᑕᐅᔾᔪᑎᒋᔭᓂ ᓴᕿᑦᑎᔭᓇᐊᒃᓴᖅ, ᓴᕿᑦᑎᓪᓗᒋᑦ ᑐᓴᖅᑎᑦᑎᔾᔪᑎᒃᓴᓂᒃ ᑎᑎᕋᖅᓯᒪᓗᒋᑦ ᐱᔾᔪᑎᒥᓂᒃ;

(b) ᑕᐃᒪᓗ ᒥᓂᔅᑕ ᐊᖏᓐᖏᐸᑦ ᐊᐅᓚᑦᑎᖃᑎᒌᖕᓂᕐᒧᑦ ᑲᑎᒪᔩᑦ ᐅᖃᐅᔾᔪᐃᔾᔪᑎᖏᓐᓂᒃ, ᓄᓇᒥᒃ ᑲᑐᔾᔨᖃᑎᒌᒃᑐᑦ ᑲᑎᒪᔩᖏᑦ ᐃᓱᒪᒋᑦᑎᐊᑲᓐᓂᕐᓗᒍ ᐅᖃᐅᔾᔪᐃᔾᔪᑎᒋᔭᑎᒃ, ᐊᒻᒪᓗ ᐊᔪᖏᑦᑐᖅ, ᐃᓗᐊᓂ 60 ᐅᓪᓗᐃᑦ ᐱᒍᓂᔾᔪᒃ ᒥᓂᔅᑕᐅᑉ ᐱᔾᔪᑎᖏᑦ ᐊᖏᓐᖏᓂᕐᒥᓄᑦ, ᑐᓂᓗᒋ ᐋᕿᒋᐊᖅᓯᒪᔪᑦ ᐅᖃᐅᔾᔪᐃᔾᔪᑎᑦ;

(c) ᒥᓂᔅᑕ ᐃᓱᒪᒋᑦᑎᐊᕐᓂᐊᖅᑕᖏᑦ ᓇᓕᐊᑐᐃᓐᓇᖅ ᐋᕿᒋᐊᖅᑐᑦ ᐅᖃᐅᔾᔪᐃᔾᔪᓯᒥᑦ ᑐᓂᔭᐅᔪᑦ ᑖᒃᑯᓇᙵᑦ ᐊᐅᓚᑦᑎᖃᑎᒌᖕᓂᕐᒧᑦ ᑲᑎᒪᔩᑦ ᐊᑖᒍᑦ ᑎᑎᕋᖅᓯᒪᔪᑦ (b), ᐊᒻᒪᓗ ᐊᑐᓕᖅᑕᐅᖁᔭᒥᑦ ᐱᔭᕇᖅᓯᔾᔪᑎᑦ ᐃᓱᒪᓕᐊᖑᓯᒪᔪᑦ ᐃᓗᐊᓂ 60 ᐅᓪᓗᐃᑦ. ᒥᓂᔅᑕ ᑎᑎᕋᕐᓗᓂ ᐱᔾᔪᑎᒥᓂᒃ ᑖᒃᑯᓄᙵ ᐊᐅᓚᑦᑎᖃᑎᒌᖕᓂᕐᒧᑦ ᑲᑎᒪᔩᑦ, ᑎᑭᑎᓗᒍ ᑖᓐᓇ ᒥᓂᔅᑕ ᐊᖏᖅᓯᒪᓐᖏᓐᓂᓂ ᐅᕝᕙᓘᓐᓃᑦ ᒥᓪᓕᒋᐊᕐᑎᑦᑎᓂᖓ ᐊᐅᓚᑦᑎᖃᑎᒌᖕᓂᕐᒧᑦ ᑲᑎᒪᔩᑦ ᐋᕿᒋᐊᖅᓯᒪᔭᖏᑦ ᐅᖃᐅᔾᔪᐃᔾᔪᑎᑦᑎᒃ. ᑐᓂᓯᓐᖏᒃᑯᑎᒃ ᑖᒃᑯᐊ ᐊᐅᓚᑦᑎᖃᑎᒌᖕᓂᕐᒧᑦ ᑲᑎᒪᔩᑦ ᐋᕿᒋᐊᖅᓯᒪᔪᓂᒃ ᐅᖃᐅᔾᔪᐃᔾᔪᑎᒥᖕᓂᒃ ᒥᓂᔅᑕᒧᑦ ᐊᑯᓂᐅᓗᐊᖏᑦᓗᑎᒃ ᐊᔪᕐᑎᑦᑎᓂᐊᖏᑦᑐᑦ ᒥᓂᔅᑕᒥᒃ ᐃᓱᒪᓕᐊᒃᓴᖏᓐᓄᑦ ᐊᒻᒪᓗ ᐊᑐᓕᕐᑎᑦᑎᔪᓐᓇᕐᓂᖓᓄᑦ;

(d) 60 ᐅᓪᓗᐃᑦ ᐃᓱᓕᕝᕕᑦ ᐊᖏᕈᑎᓃᑦᑐᑦ (a), (b), ᐊᒻᒪᓗ (c) ᖁᓛᓂ ᑎᑭᐅᑎᓯᒪᓗᑎᒃ ᑕᒪᕐᒥᒃ ᐊᖏᖃᑎᒌᒡᓗᑎᒃ ᒥᓂᔅᑕᓗ, ᓄᓇᕗᑦ ᑐᓐᖓᕕᒃ ᑎᒥᖓ ᐊᒻᒪᓗ ᐊᒃᑑᑎᔪᑦ ᐊᕕᒃᑐᖅᓯᒪᔪᓂ ᐃᓄᐃᑦ ᑲᑐᔾᔨᖃᑎᒌᖕᖏᑦ; ᐊᒻᒪᓗ

(e) ᒥᓂᔅᑕ ᑎᑎᕋᕐᓗᓂ ᐱᔾᔪᑎᒥᓂᒃ ᐅᖃᖅᓯᒪᔪᖅ ᐅᕙᓂ ᐊᖏᕈᑎᓂ ᐅᖃᖅᓯᒪᔪᖃᕆᐊᓕᑦ ᓇᓪᓕᐊᖕᓂᑐᐃᓐᓇᖅ ***ᐃᓄᐃᑦ ᖃᐅᔨᒪᔭᑐᖃᖏᓐᓂᒃ*** ᑎᑎᕋᖅᓯᒪᔪᖃᕐᓗᓂ ᐊᒻᒪᓗ ᑐᓂᔭᐅᓗᑎᒃ ᒥᓂᔅᑕᒧᑦ ᑖᒃᑯᓇᙵᑦ ᓄᓇᒥᒃ ᑲᑐᔾᔨᖃᑎᒌᒃᑐᑦ ᑲᑎᒪᔩᖏᓐᓄᑦ.

3.4 ᑲᓇᑕᒥ ᐆᒪᔪᖃᕐᕖᑦ ᐊᒻᒪᓗ ᐱᓕᕆᐊᒃᓴᓄᑦ ᐸᕐᓇᐅᑎ

3.4.1 ᒪᓕᒡᓗᒋᑦ ᑐᑭᖏᑦᑎᒍᑦ ᐃᓄᐃᑦ ᐊᒃᑐᖅᑕᐅᓂᐊᕐᓂᖏᓐᓄᑦ ᐱᕚᑦᓕᕈᑕᐅᔪᓐᓇᖅᑐᓄᓪᓗ ᐊᖏᕈᑏᑦ, ᑲᓇᑕᒥ ᐆᒪᔪᓕᕆᔩᕐᔪᐊᑯᑦ ᓴᕿᑦᑎᓗᑎᒃ ᐆᒃᑑᑎᒥᒃ ᑲᓇᑕᒥ ᐆᒪᔪᖃᕐᕖᑦ ᐋᕿᒃᓯᒪᔾᔪᑎᒃᓴᓂᒃ ᐊᒻᒪᓗ ᐱᓕᕆᐊᒃᓴᓄᑦ ᐸᕐᓇᐅᑎᑦ ᓄᓇᕗᒻᒧᑦ ᕿᒥᕐᕈᐊᖅᑕᐅᓂᐊᕐᓗᑎᒃ ᑖᒃᑯᓇᙵᓗ ᐊᐅᓚᑦᑎᖃᑎᒌᖕᓂᕐᒧᑦ ᑲᑎᒪᔩᑦ, ᐊᒻᒪᓗ ᐊᒃᑑᑎᖃᖅᑐᑦ ᐃᓄᐃᑦ ᐊᐅᓚᑦᓯᔨᖏᑦ, ᐃᓚᒋᔭᐅᓗᑎᒃ ᐊᕕᒃᑐᖅᓯᒪᔪᓂ ᐃᓄᐃᑦ ᑲᑐᔾᔨᖃᑎᒌᖕᖏᑦ, ᓄᓇᓕᖕᓂ ᐆᒪᔪᓕᕆᔩᒃᑯᑦ ᐊᒻᒪᓗ ᓄᓇᕗᒻᒥ ᑐᓐᖓᕕᒃ ᑎᒥᖓ. ᐅᓇ ᐋᕿᒃᓯᒪᔾᔪᑎᒃᓴᖅ ᐱᔭᕇᖅᓯᒪᓂᐊᖅᑐᖅ ᓴᕿᑕᐅᓚᐅᖏᓐᓇᓂᖏᓐᓇᓂ ᓄᑖᑦ ᑲᓇᑕᒥ ᐆᒪᔪᖃᕐᕖᑦ.

3.4.2 ᐋᕿᒃᓯᒪᔾᔪᑎᒃᓴᐃᑦ ᓇᓗᓇᐃᑦᑎᐊᖅᓯᒪᓗᑎᒃ ᑲᓇᑕᒥ ᐆᒪᔪᖃᕐᕖᑦ, ᖄᖓᒍᑦ ᑖᒃᑯᐊᓗ ᓴᕿᑕᐅᓯᒪᓕᖅᑐᑦ, ᐅᑯᐊᓗ ᐱᔭᕇᕆᐊᓕᑦ ᐊᑑᑎᖃᑦᑎᐊᖅᑐᒥᒃ ᑐᑭᓯᓇᓱᐊᖃᑎᒌᑦᑎᐊᕐᕙᒃᓴᓄᑦ ᑲᓇᑕᒥ ᐆᒪᔪᖃᕐᕖᑦ ᐊᒻᒪᓗ ᓄᓇᕗᑦ ᓇᓗᓇᐃᖅᑕᐅᓯᒪᓂᖓ. ᐅᓇ ᐱᓕᕆᐊᒃᓴᓄᑦ ᐸᕐᓇᐅᑎ ᐋᕿᒃᓯᓯᒪᓂᐊᖅᑐᖅ ᐅᓪᓗᒃᓴᖏᓐᓂᒃ ᐊᑐᓕᕐᑎᑕᐅᕙᓪᓕᐊᓂᐊᖅᑐᑦ ᐋᕿᒃᓯᒪᔾᔪᑎᒃᓴᓄᑦ. ᐅᓪᓗᒃᓴᖏᑦ ᒪᓕᖕᓂᐊᖅᑐᑦ, ᐊᒻᒪᓗ ᑐᓂᓯᓯᒪᓗᑎᒃ, ᖃᓄᐃᓕᐅᖅᑕᐅᓚᔭᖅᑐᓂᒃ ᑭᓲᓂᖏᓐᓂᒃ ᒪᓕᒡᓗᒍ ᐃᓚᖓ 13 ᐅᕙᓂ ᐃᓄᐃᑦ ᐊᒃᑐᖅᑕᐅᓂᐊᕐᓂᖏᓐᓄᑦ ᐱᕚᑦᓕᕈᑕᐅᔪᓐᓇᖅᑐᓄᓪᓗ ᐊᖏᕈᑏᑦ.

3.4.3 ᐱᕙᓪᓕᐊᑎᑕᐅᓪᓗᑎᒃ ᐋᕿᒃᓯᓯᒪᔾᔪᑎᒃᓴᐃᑦ ᐊᒻᒪᓗ ᐱᓕᕆᐊᒃᓴᓄᑦ ᐸᕐᓇᐅᑎᑦ, ᑲᓇᑕᒥ ᐆᒪᔪᓕᕆᔨᕐᔪᐊᑯᑦ ᐃᓱᒪᒋᑦᑎᐊᕐᓂᐊᖅᑕᖏᑦ ***ᐃᓄᐃᑦ ᖃᐅᔨᒪᔭᑐᖃᖏᑦ*** ᑎᑎᕋᖅᓯᒪᔪᑦ ᐊᒻᒪᓗ ᑐᓐᓂᖁᑕᐅᓯᒪᔪᑦ ᑖᒃᑯᓄᖓ ᐊᐅᓚᑦᑎᖃᑎᒌᖕᓂᕐᒧᑦ ᑲᑎᒪᔨᕐᑖᑦ.

3.4.4 ᑲᓇᑕᒥ ᐆᒪᔪᓕᕆᔨᕐᔪᐊᑯᑦ ᑐᓐᓂᖁᑎᒋᓂᐊᖅᑕᖓ ᐆᒃᑑᑎ ᐋᕿᒃᓯᒪᔾᔪᑎᒃᓴᖅ ᐊᒻᒪᓗ ᐱᓕᕆᐊᒃᓴᓄᑦ ᐸᕐᓇᐅᑎ ᒥᓂᔅᑕᒧᑦ ᐊᖏᖅᑕᐅᓂᐊᕐᒪᑦ. ᓇᓕᐊᑐᐃᓐᓇᖅ ᓯᕗᓂᒃᓴᑦᑎᓂ ᑲᓇᑕᒥ ᐆᒪᔪᖃᕐᕖᑦ ᐃᖏᕐᕋᓯᑎᑕᐅᓯᒪᔪᖅ ᒪᓕᑦᑎᐊᕐᓗᑎᒃ ᐋᕿᒃᓯᒪᔾᔪᑎᒃᓴᓄᑦ ᐊᒻᒪᓗ ᐱᓕᕆᐊᒃᓴᓄᑦ ᐸᕐᓇᐅᑎᓄᑦ.

3.4.5 ᑲᓇᑕᒥ ᐆᒪᔪᓕᕆᓂᕐᒧᑦ ᐱᖁᔭᕐᔪᐊᖅ ᐋᕿᒋᐊᕈᓐᓇᖅᑕᖏᑦ ᐋᕿᒃᓯᓯᒪᔾᔪᑎᒃᓴᐃᑦ ᐊᒻᒪᓗ ᐱᓕᕆᐊᒃᓴᓄᑦ ᐸᕐᓇᐅᑎ ᒪᓕᒡᓗᑎᒃ ᐱᕙᓪᓕᐊᔪᑎᒃᓴᓂᒃ ᑎᑎᕋᖅᓯᒪᔪᑦ ᐊᖏᕈᑎ 3.4.1 ᑎᑭᓪᓗᒍ 3.4.4-ᒧᑦ.

3.4.6 ᑮᓇᐅᔭᒃᓴᐃᑦ ᐊᑐᖅᑕᐅᓂᐊᖅᑐᑦ ᐊᑐᕆᐊᖃᖅᑕᑦ ᓇᓗᓇᐃᖅᓯᒪᔪᖅ ᐅᕙᓂ ᐃᓚᖓ ᐱᕕᐅᓂᐊᖖᒋᑦᑐᑦ ᑕᒃᕙᖓᑦ ᐃᓄᐃᑦ ᐊᒃᑐᖅᑕᐅᓂᐊᕐᓂᖏᓐᓄᑦ ᐱᕚᓪᓕᕈᑕᐅᔪᓐᓇᖅᑐᓄᓪᓗ ᐊᖏᕈᑏᑦ ᐊᑐᓕᖅᑎᑕᐅᕙᓪᓕᐊᔪᓄᑦ ᑮᓇᐅᔭᒃᓴᖏᓐᓂᑦ.

3.5 ᐊᐅᓚᑦᑎᔾᔪᑎᒃᓴᓄᑦ ᐸᕐᓇᐅᑎᑦ ᐱᓕᕆᔭᐅᓂᖓ

3.5.1 ᑕᒪᕐᒥᒃ ᑲᓇᑕᒥ ᐆᒪᔪᖃᕐᕖᑦ ᐅᕝᕙᓘᓃᑦ ᐅᑎᖅᑕᐸᑦᑐᓄᑦ ᑎᖕᒥᐊᓄᑦ ᓴᐳᔾᔭᐅᓯᒪᕕᒃ, ᐊᐅᓚᑦᑎᔾᔪᑎᒃᓴᓄᑦ ᐸᕐᓇᐅᑎᑦ ᐱᔭᕇᖅᑕᐅᓯᒪᓗᑎᒃ ᑖᒃᑯᓇᖓᑦ ᑲᓇᑕᒥ ᐆᒪᔪᓕᕆᔨᕐᔪᐊᑯᑦ ᕿᓚᒻᒥᐅᓈᕐᓗᒋᑦ ᐊᒻᒪᓗ ᑎᑭᐅᑎᓚᐅᖖᒋᓂᖓᓂ ᐅᓪᓗᖅ ᐋᕿᒃᑕᐅᓯᒪᔪᖅ ᐊᑐᓕᖅᑎᑕᐅᕕᒃᓴᖓᓄᑦ ᐸᕐᓇᐅᑎᓂᒃ ᒪᓕᒃᑐᖅ ᐊᖏᕈᑎᓂ 15.3.1.

3.5.2 ᒪᓕᒡᓗᒍ 8.4.13 *ᓄᓇᕗᒻᒥᒃ ᓄᓇᑖᕈᑎᓄᑦ ᐊᖏᕈᑎᑦ*, ᐱᓪᓗᒋᑦ ᓇᓕᐊᑐᐃᓐᓇᖅ ᑲᓇᑕᒥ ᐆᒪᔪᖃᕐᕖᑦ ᐅᕝᕙᓘᓃᑦ ᐅᑎᖅᑕᐸᑦᑐᓄᑦ ᑎᖕᒥᐊᓄᑦ ᓴᐳᔾᔭᐅᓯᒪᕕᒃ ᓴᕿᑕᐅᔪ ᐊᓂᒍᖅᑎᓪᓗᒍ ᐊᑑᑎᖃᓕᕈᑖ ᐅᓪᓗᖅ ᐱᒋᐊᕐᕕᖓᑦ ᑖᒃᑯᐊ ᐃᓄᐃᑦ ᐊᒃᑐᖅᑕᐅᓂᐊᕐᓂᖏᓐᓄᑦ ᐱᕚᓪᓕᕈᑕᐅᔪᓐᓇᖅᑐᓄᓪᓗ ᐊᖏᕈᑏᑦ, ᐊᐅᓚᑦᑎᔾᔪᑎᒃᓴᓄᑦ ᐸᕐᓇᐅᑎᑦ ᐃᒪᓐᓇᐅᓗᑎᒃ, ᒪᓕᒡᓗᑎᒃ 3.5.3 ᐊᖏᕈᑎᓂ, ᐱᔭᕇᖅᑕᐅᓗᑎᒃ ᐃᓗᐊᓂ ᑕᓪᓕᒪᑦ (5) ᐊᕐᕌᒍᑦ ᓴᕿᑕᐅᓂᖓᓂᑦ ᑲᓇᑕᒥ ᐆᒪᔪᖃᕐᕖᑦ ᐅᕝᕙᓘᓃᑦ ᐅᑎᖅᑕᐸᑦᑐᓄᑦ ᑎᖕᒥᐊᓄᑦ ᓴᐳᔾᔭᐅᓯᒪᕕᒃ.

3.5.3 ᐊᑐᓂ ᐊᐅᓚᑦᑎᖃᑎᒌᖕᓂᕐᒧᑦ ᑲᑎᒪᔨᕐᑖᑦ ᐋᕿᒃᓱᕐᓂᐊᖅᑕᖏᑦ ᐊᐅᓚᑦᑎᔾᔪᑎᒃᓴᓄᑦ ᐸᕐᓇᐅᑎᑦ ᑖᒃᑯᓄᖓ ᐅᑎᖅᑕᐸᑦᑐᓄᑦ ᑎᖕᒥᐊᓄᑦ ᓴᐳᔾᔭᐅᓯᒪᕕᒃ ᐊᒻᒪᓗ ᑲᓇᑕᒥ ᐆᒪᔪᖃᕐᕖᑦ ᐱᔭᒃᓴᕆᔭᑎᒃ ᐊᑖᒍᑦ ᐊᖏᕈᑎᑦ 3-1.

3.5.4 ᑎᑎᕋᖅᑕᐅᓗᑎᒃ ᐋᕿᒃᓱᖅᑕᐅᓗᑎᒃ ᐊᐅᓚᑦᑎᔾᔪᑎᒃᓴᓄᑦ ᐸᕐᓇᐅᑎᑦ, ᐅᑯᐊ ᐊᐅᓚᑦᑎᖃᑎᒌᖕᓂᕐᒧᑦ ᑲᑎᒪᔨᕐᑖᑦ ᐃᓱᒪᒋᑦᑎᐊᕐᓂᐊᖅᑕᖏᑦ ᐃᓄᐃᑦ ᖃᐅᔨᒪᔭᑐᖃᖏᑦ ᑐᓐᓂᖁᑕᐅᔪᑦ ᐃᓚᒋᔭᐅᔪᒥᑦ.

3.5.5 ᐅᑯᐊ ᐊᐅᓚᑦᑎᖃᑎᒌᖕᓂᕐᒧᑦ ᑲᑎᒪᔨᕐᑖᑦ ᕿᒥᕐᕈᐊᖅᑎᖃᕐᓗᑎᒃ ᐅᖃᖃᑎᒌᒡᓗᑎᒃ ᐊᒃᑑᑎᔪᓪᓗ ᐊᕕᒃᑐᖅᓯᒪᔪᑦ ᐃᓄᐃᑦ ᑲᑐᔾᔨᖃᑎᒌᖏᑦ, ᐊᒻᒪᓗ ᓄᓇᕗᑦ ᑐᖖᒐᕕᒃ ᑎᒥᖓ, ᐱᔭᕇᓚᐅᖖᒋᓂᖓᓂ ᐆᒃᑑᑎ ᐊᐅᓚᑦᑎᔾᔪᑎᒃᓴᓄᑦ ᐸᕐᓇᐅᑎᑦ.

3.5.6 ᒪᓕᒋᐊᓕᒃ ᓴᓇᔭᐅᓂᐊᖅᑐᓂ ᐸᕐᓇᐅᑎᓂ ᐊᒻᒪᓗ ᑮᓇᐅᔭᖅᑑᑎᓂᒃ, ᐅᑯᐊ ᐊᐅᓚᑦᑎᖃᑎᒌᖕᓂᕐᒧᑦ ᑲᑎᒪᔨᕐᑖᑦ ᑎᑎᕋᕐᓂᐊᖅᑐᑦ ᐋᕿᒃᓱᐃᓗᑎᒃ ᐊᐅᓚᑦᑎᔾᔪᑎᒃᓴᓄᑦ ᐸᕐᓇᐅᑎᑦ ᒪᓕᒡᓗᒍ ᖃᓄᑐᐃᓐᓇᖅ ᐱᕙᓪᓕᐊᓂᕆᓂᐊᖅᑕᒥᒍᑦ ᐊᒃᑑᑎᔪᓂᒃ ᐊᒻᒪᓗ ᕿᒥᕐᕈᐊᖅᑎᒋᓗᒋᑦ ᐅᖃᖃᑎᒋᓗᒋᑦ ᓈᒻᒪᒃᑐᓄᑦ ᐊᑑᑎᖃᖅᑐᓄᑦ.

3.5.7 ᐅᑯᐊ ᐊᐅᓚᑦᑎᔾᔪᑎᒃᓴᓄᑦ ᐸᕐᓇᐅᑎᑦ ᐃᓚᖃᕐᓂᐊᖅᑐᑦ ᓇᓗᓇᐃᔭᑦᑎᐊᖅᓯᒪᔪᓂᒃ ᐅᑯᓂᖓ:

(a) ᐱᔾᔪᑎᖏᑦ ᑲᓇᑕᒥ ᐆᒪᔪᖃᕐᕚᑦ ᐅᕝᕙᓘᓃᑦ ᐅᑎᖅᑕᐸᑦᑐᓄᑦ ᑎᖕᒥᐊᓄᑦ ᓴᐳᔾᔭᐅᓯᒪᕙᒃ;

(b) ᐊᐅᓚᑦᑎᔾᔪᑕᐅᔪ ᑐᕌᖓᖏᑦ ᐊᒻᒪᓗ ᑐᑭᓕᐅᕈᑎᒋᕙᑦᓕᐊᓂᐊᖅᑐᑦ;

(c) ᓄᓇᖓ ᐊᒻᒪᓗ ᐱᐅᓯᑐᖃᖓᑕ ᐃᒻᒪᑲᓪᓚᒃ ᖃᓄᐃᓕᖓᓂᖓ ᐊᒻᒪᓗ ᐃᓗᓕᖏᑦ ᐃᓗᐊᓂ ᑖᒃᑯᐊ ᑲᓇᑕᒥ ᐆᒪᔪᖃᕐᕚᑦ ᐅᕝᕙᓘᓃᑦ ᐅᑎᖅᑕᐸᑦᑐᓄᑦ ᑎᖕᒥᐊᓄᑦ ᓴᐳᔾᔭᐅᓯᒪᕙᒃ ᐊᐅᓚᓐᓂᖏᑦ;

(d) ᐊᑐᐊᒐᐃᑦ ᐅᑯᐊᓗ ᑐᑭᒧᐊᒍᑕᐅᓂᐊᖅᑐᑦ ᐊᐅᓚᑦᑎᔾᔪᑕᐅᔪᓄᑦ ᑖᒃᑯᓂᖓ ᑲᓇᑕᒥ ᓂᕐᔪᑎᓄᑦ ᑲᓇᑕᒥ ᐆᒪᔪᖃᕐᕚᑦ ᐅᕝᕙᓘᓃᑦ ᐅᑎᖅᑕᐸᑦᑐᓄᑦ ᑎᖕᒥᐊᓄᑦ ᓴᐳᔾᔭᐅᓯᒪᕙᒃ;

(e) ᐅᓪᓗᖏᑦ ᐊᑐᓕᖅᑎᑕᐅᕙᒃᓴᖏᑦ ᐊᐅᓚᑦᑎᔾᔪᑕᐅᔪᑦ ᐸᕐᓇᐅᑎᖏᑦ ᖃᓄᐃᓕᐅᖅᑕᐅᓂᐊᖅᑐᑦ ᑭᓲᓂᖏᑦ; ᐊᒻᒪᓗ

(f) ᑭᓱᖏᑦ ᓇᓗᓇᐃᖅᓯᒪᕗᑦ ᐊᖏᕈᑎᓂ 14.2.2 ᐊᒻᒪᓗ 14.4.1.

3.5.8 ᑕᐃᒃᑲᓂ ᑲᓇᑕᒥ ᐆᒪᔪᖃᕐᕚᑦ ᐅᕝᕙᓘᓃᑦ ᐅᑎᖅᑕᐸᑦᑐᓄᑦ ᑎᖕᒥᐊᓄᑦ ᓴᐳᔾᔭᐅᓯᒪᕙᒃ ᐃᓚᖃᖅᑐᑦ ᐃᓄᐃᑦ ᓄᓇᖁᑎᖏᑦ, ᐊᐅᓚᑦᑎᔾᔪᑎᒃᓴᓄᑦ ᐸᕐᓇᐅᑎᑦ ᒪᓕᑦᑎᐊᑦᑎᐊᕐᓂᐊᖅᑐᑦ ᐊᒻᒪᓗ ᐅᖃᖅᓯᒪᓗᑎᒃ ᓇᓪᓕᐊᖕᓂᑐᐃᓐᓇᖅ ᐱᔾᔪᑕᐅᔪᓂᑦ ᓴᕿᑦᑐᑦ ᐃᓗᐊᓂ ᐃᓄᐃᑦ ᓄᓇᖁᑎᖏᓐᓂ.

3.5.9 ᑕᐃᒃᑲᓂ ᐅᓇ ᐊᐅᓚᑦᑎᔾᔪᑕᐅᔪᖅ ᐸᕐᓇᐅᑎ ᐱᑕᖃᓈᖅᑐᖅ ᑖᒃᑯᓄᖓ ᑲᓇᑕᒥ ᐆᒪᔪᖃᕐᕚᑦ ᐅᑎᖅᑕᐸᑦᑐᓄᑦ ᑎᖕᒥᐊᓄᑦ ᓴᐳᔾᔭᐅᓯᒪᕙᒃ, ᐅᑯᐊ ᐊᐅᓚᑦᑎᖃᑎᒌᖕᓂᕐᒧᑦ ᑲᑎᒪᔨᕋᓛᑦ ᕿᒥᕐᕈᐊᕐᓂᐊᖅᑕᖏᑦ ᐅᑯᐊ ᐊᐅᓚᑦᑎᔾᔪᑎᒃᓴᓄᑦ ᐸᕐᓇᐅᑎᑦ ᐊᒻᒪᓗ ᐃᒪᓐᓇᐅᔪᓐᓇᖅᑐᖅ, ᒪᓕᒡᓗᒋᑦ ᐃᓚᖓ 3.6, ᐊᑐᓕᖅᑕᐅᖁᔨᕗᑦ ᐋᕿᒋᐊᕐᓗᓂ ᐅᕝᕙᓘᓐᓃᑦ ᐃᓇᖐᓗᓂ ᐅᓇ ᐸᕐᓇᐅᑎ ᓈᒻᒪᒃᑐᒧᑦ.

3.6 ᐊᐅᓚᑦᑎᔾᔪᑎᒃᓴᓄᑦ ᐸᕐᓇᐅᑎᑦ ᐊᖏᖅᑕᓴᓇᐊᖃᕐᓂᖓᓄ

3.6.1 ᐊᐅᓚᑦᑎᖃᑎᒌᖕᓂᕐᒧᑦ ᑲᑎᒪᔨᕋᓛᑦ ᐊᑐᓕᖅᑕᐅᖁᔨᓗᑎᒃ ᐱᔭᕇᑦᑎᐊᖅᓯᒪᔪᑦ ᐊᐅᓚᑦᑎᔾᔪᑎᒃᓴᓄᑦ ᐸᕐᓇᐅᑎᑦ ᑖᒃᑯᓄᖓ ᓄᓇᕗᒻᒥ ᐆᒪᔪᓕᕆᔨᕐᔪᐊᒃᑯᓄᖅ ᐊᖏᖅᑕᐅᓗᑎᒃ ᒪᓕᒡᓗᒍ ᐊᖏᕈᑎᑦ 5.2.34 (c) ᐊᒻᒪᓗ 5.3.16 *ᓄᓇᕗᒻᒥᒃ ᓄᓇᑖᕈᑎᓄᑦ ᐊᖏᕈᑎᑦ*.

3.6.2 ᐅᑯᐊ ᐊᐅᓚᑦᑎᖃᑎᒌᖕᓂᕐᒧᑦ ᑲᑎᒪᔨᕋᓛᑦ ᑐᓂᓯᓂᐊᖅᑐᑦ ᐊᑑᑎᔪᓄᑦ ᐊᕕᒃᑐᖅᓯᒪᔪᑦ ᐃᓄᐃᑦ ᑲᑐᔾᔨᖃᑎᒌᖏᑦ ᐊᒻᒪᓗ ᓄᓇᕘᑦ ᑐᓐᖓᕕᒃ ᑎᒥᖓ ᑕᕐᕋᖓᓂ ᐱᔭᕇᖅᓯᒪᑦᑎᐊᖅᑐᑦ ᐊᐅᓚᑦᑎᔾᔪᑎᒃᓴᓄᑦ ᐸᕐᓇᐅᑎᑦ ᐅᑯᐊᓗ ᐊᐅᓚᕐᑎᓪᓗᒋ ᐸᕐᓇᐅᑎᑦ ᓄᓇᕗᒻᒥ ᐆᒪᔪᓕᕆᔨᕐᔪᐊᒃᑯᓄᑦ.

3.6.3 ᑕᐃᒪᓗ, ᒪᓕᒡᓗᒍ ᐃᓯᒪᓕᐅᕆᕙᓪᓕᐊᔪᑖᑦ ᐅᖃᖅᓯᒪᔪᑦ ᐊᖏᕈᑎᑦ 5.2.34(c) ᐊᒻᒪᓗ 5.3.17 ᑎᑭᓪᓗᒍ 5.3.23 ᓄᓇᕗᒻᒥᒃ ᓄᓇᑖᕈᑎᓄᑦ ᐊᖏᕈᑎᑦ, ᐅᑯᐊ ᓄᓇᕗᒻᒥ ᐆᒪᔪᓕᕆᔨᕐᔪᐊᒃᑯᑦ ᐅᕝᕙᓘᓐᓃᑦ ᒥᓂᔅᑕ ᐋᒃᑳᖅᐸᒋᑦ, ᑕᒪᕐᒥᒃ ᐅᕝᕙᓘᓐᓃᑦ ᐃᓚᖓ, ᐱᔭᕇᑦᑎᐊᖅᓯᒪᔪᖅ ᐊᐅᓚᑦᑎᔾᔪᑎᒃᓴᓄᑦ ᐸᕐᓇᐅᑎᑦ ᐊᒻᒪᓗ ᐸᕐᓇᐅᑎ ᐅᑎᕐᓗᓂ ᑖᒃᑯᓄᖓ ᐊᐅᓚᑦᑎᖃᑎᒌᖕᓂᕐᒧᑦ ᑲᑎᒪᔨᕋᓛᑦ ᐃᓱᒪᒋᔭᐅᑦᑎᐊᑲᓐᓂᕐᓂᐊᕐᒪᑕ, ᐊᒃᑑᑎᔪᑦ ᐊᐅᓚᑦᑎᖃᑎᒌᖕᓂᕐᒧᑦ ᑲᑎᒪᔨᕋᓛᑦ ᐃᓱᒪᒋᑦᑎᐊᕐᓂᐊᖅᑕᖏᑦ ᐸᕐᓇᐅᑎᑦ ᐊᒻᒪᓗ ᑐᓂᑲᓐᓂᕐᓗᒋᑦ ᑖᒃᑯᓄᖓ ᓄᓇᕗᒻᒥ ᐆᒪᔪᓕᕆᔨᕐᔪᐊᒃᑯᓄᑦ.

3.6.4 ᒪᓕᒡᓗᒍ 8.4.13 ᓄᓇᕗᒻᒥᒃ ᓄᓇᑖᕈᑎᓄᑦ ᐊᖏᕈᑎᑦ, ᓈᒻᒪᒋᔭᐅᔪᑦ ᐊᐅᓚᑦᑎᔾᔪᑎᒃᓴᓄᑦ ᐸᕐᓇᐅᑎᑦ ᒪᓕᖕᓂᐊᖅᑐᖅ ᐊᑐᓕᖁᔭᐅᔪᓂᒃ ᐊᑑᑎᔪᓂᑦ ᐊᐅᓚᑦᑎᖃᑎᒌᖕᓂᕐᒧᑦ ᑲᑎᒪᔨᕋᓛᑦ, ᐊᑐᕐᓗᒋᑦ ᐊᑐᓕᖁᔭᐅᔪᑦ ᐱᔪᒪᔪᑦ ᐊᓯᒥᖕᓄᑦ ᐅᕝᕙᓘᓐᓃᑦ ᑎᒥᐅᔪᓄᑦ.

3.6.5 ᑕᐃᒪᓗ ᒥᓂᔅᑕ ᐊᖏᖅᐸᒍ ᐊᐅᓚᑦᑎᔾᔪᑎᒃᓴᓄᑦ ᐸᕐᓇᐅᑎᑦ, ᒥᓂᔅᑕ ᐱᒋᐊᕐᑎᓐᓂᐊᖅᑕᖓ ᑲᔪᓯᔭᕆᐊᓕᑦ ᑖᒃᑯᐊ ᐊᑑᑎᖃᖅᑐᑦ ᐊᑐᓕᖅᑕᐅᒋᐊᓕᑦ ᐸᕐᓇᐅᑎᑦ.

3.6.6 ᐅᑯᐊ ᐊᐅᓚᑦᑎᖃᑎᒌᖕᓂᕐᒧᑦ ᑲᑎᒪᔨᕋᓛᑦ ᑐᓂᓯᓂᐊᖅᑐᑦ ᑕᕐᕋᖓᓂ ᐊᖏᖅᑕᐅᓯᒪᔪᒥᒃ ᐊᐅᓚᑦᑎᔾᔪᑎᒃᓴᓄᑦ ᐸᕐᓇᐅᑎᑦ ᑖᒃᑯᓄᖓ ᓄᓇᕗᑦ ᑐᓐᖓᕕᒃ ᑎᒥᖓ ᐊᒻᒪᓗ ᐊᒃᑑᑎᔪᑦ ᐊᕕᒃᑐᖅᓯᒪᔪᑦ ᐃᓄᐃᑦ ᑲᑐᔾᔨᖃᑎᒌᖏᑦ.

3.7 ᐋᖅᑭᒋᐊᕈᑎᔪᑦ ᐊᐅᓚᑦᑎᔾᔪᑎᒃᓴᓄᑦ ᐸᕐᓇᐅᑎᓄᑦ

3.7.1 ᒐᕙᒪᒃᑯᑦ, ᑎᓕᔭᐅᓯᒪᔪᑦ ᐃᓄᐃᑦ ᐊᐅᓚᔅᓯᔨᖏᑦ, ᐅᕝᕙᓘᓐᓃᑦ ᑭᓇᑐᐃᓐᓇᖅ ᐱᓕᕆᔪᒪᔪᖅ ᐊᒃᑐᖅᑕᐅᔪᑦ ᑕᒪᑐᒧᖓᑦ ᐊᐅᓚᑦᑎᔾᔪᑎᒃᓴᓄᑦ ᐸᕐᓇᐅᑎᑦ ᐋᖅᑭᒋᐊᖅᓯᔪᓐᓇᖅᑐᑦ ᐊᐅᓚᑦᑎᔾᔪᑎᒃᓴᓄᑦ ᐸᕐᓇᐅᑎᑦ ᑖᒃᑯᓄᖓ ᐊᐅᓚᑦᑎᖃᑎᒌᖕᓂᕐᒧᑦ ᑲᑎᒪᔨᕋᓛᑦ.

3.7.2 ᐅᑯᐊ ᐊᐅᓚᑦᑎᖃᑎᒌᖕᓂᕐᒧᑦ ᑲᑎᒪᔨᕋᓛᑦ ᐃᓱᒪᒋᑦᑎᐊᕐᓂᐊᖅᑕᖏᑦ ᑐᒃᓯᕋᖅᑕᐅᔪᑦ ᐋᖅᑭᒋᐊᖅᑕᐅᔪᒪᓪᓗᑎᒃ ᐊᒻᒪᓗ ᐊᑐᓕᖅᑕᐅᖁᔨᔪᓐᓇᖅᑐᑦ ᐋᖅᑭᒋᐊᕆᐊᓕᖕᓄᑦ ᑖᒃᑯᓄᖓ ᐊᐅᓚᑦᑎᔾᔪᑎᒃᓴᓄᑦ ᐸᕐᓇᐅᑎᑦ ᒪᓕᒡᓗᑎᒃ ᐱᕙᓪᓕᐊᓂᕆᓂᐊᖅᑕᖓᓂᒃ ᑎᑎᕋᖅᓯᒪᔪᖅ ᐃᓚᖏᑦ 3.5 ᐊᒻᒪᓗ 3.6.

ᐊᐅᓚᕐᑎᖃᑎᒌᖕᓂᕐᒧᑦ ᑲᑎᒪᔨᕋᓛᑦ
ᑎᑎᕋᖅ 3-1 (ᐊᖕᖏᕈᑎᓂ 3.2.1 ᐊᒻᒪᓗ 3.2.2)

ᑲᓇᑕᒥ ᐆᒪᔪᖃᕐᕖᑦ ᐊᒻᒪᓗ ᐅᑎᖅᑕᐸᒃᑐᓄᑦ ᑎᖕᒥᐊᓄᑦ ᓴᐳᔾᔭᐅᓯᒪᕕᒃ	**ᖃᓂᒋᔭᖕᒋᑦ ᓄᓇᓖᑦ**	**ᐊᐅᓚᕐᑎᖃᑎᒌᖕᓂᕐᒧᑦ ᑲᑎᒪᔨᕋᓛᑦ**
1. ᐊᑉᐸᐃᑦ ᑲᓇᑕᒥ ᐆᒪᔪᖃᕐᕖᑦ ᐊᒻᒪᓗ ᖃᕐᑯᑦᑐᐃᑦ ᑲᓇᑕᒥ ᐆᒪᔪᖃᕐᕖᑦ	ᕿᑭᖅᑕᕐᔪᐊᖅ	ᓱᑦᑐᓖᑦ
2. ᓴᓐᓂᕈᑦ ᐅᑎᖅᑕᐸᒃᑐᓄᑦ ᑎᖕᒥᐊᓄᑦ ᓴᐳᔾᔭᐅᓯᒪᕕᒃ	ᒥᑦᑎᒪᑕᓕᒃ	ᐊᓱᖕᖓᓱᖕᖔᖅ
3. ᐃᓱᓕᔫᕐᓂᒃ ᐅᑎᖅᑕᐸᒃᑐᓄᑦ ᑎᖕᒥᐊᓄᑦ ᓴᐳᔾᔭᐅᓯᒪᕕᒃ	ᑭᙵᐃᑦ	ᐃᓱᓕᔭᓂ
4. ᖃᖅᓴᐅᖅᑰ ᐅᑎᖅᑕᖅᐸᒃᑐᓄᑦ ᓴᐳᔾᔭᐅᓯᒪᕕᒃ ᐊᒻᒪᓗ ᐃᒃᓯᑦᑐᐊᖅ ᐅᑎᖅᑕᖅᐸᒃᑐᓄᑦ ᑎᖕᒥᐊᓄᑦ ᓴᐳᔾᔭᐅᓯᒪᕕᒃ	ᓴᓪᓖᑦ	ᐃᕐᓂᐅᕐᕖᑦ
5. ᓂᖕᖏᖕᖓᓂ ᑲᓇᑕᒥ ᐆᒪᔪᖃᕐᕖᑦ	ᑲᖕᖏᖅᖢᓚᐱᒃ	ᓂᖕᖏᖕᖓᓂᖅ
6. ᑰᖓᕐᔪᒃ ᐅᑎᖅᑕᐸᒃᑐᓄᑦ ᑎᖕᒥᐊᓄᑦ ᓴᐳᔾᔭᐅᓯᒪᕕᒃ	ᐊᕐᕕᐊᑦ	ᓂᒡᕕᐊᓕᒃ
7. ᓂᕐᔪᑎᕐᑲᕐᕕᒃ ᑲᓇᑕᒥ ᐆᒪᔪᖃᕐᕖᑦ	ᐊᐅᓱᐃᑦᑐᖅ	ᓂᕐᔪᑎᕐᑲᕐᕕᒃ
8. ᑐᒃᑐᓕᐊᕐᕕᐅᑉ ᓇᖅᓴᖓ ᑲᓇᑕᒥ ᐆᒪᔪᖃᕐᕖᑦ ᐊᒻᒪᓗ ᐊᒃᐸᑦ ᐅᑎᖅᑕᐸᒃᑐᓄᑦ ᑎᖕᒥᐊᓄᑦ ᓴᐳᔾᔭᐅᓯᒪᕕᒃ	ᖃᐅᓱᐃᑦᑐᖅ	ᓱᓗᒃᐹᐃᑦ
9. ᐃᓗᐃᓪᓕᖅ ᐅᑎᖅᑕᐸᒃᑐᓄᑦ ᑎᖕᒥᐊᓄᑦ ᓴᐳᔾᔭᐅᓯᒪᕕᒃ	ᐃᖃᓗᒃᑑᑦᑎᐊᖅ, ᐅᖅᓱᖅᑑᖅ, ᐅᒥᖕᒪᖅᑑᖅ	ᐊHᐃᐊᒃ

ᐃᓚᖓ 4 — ᐃᓄᐃᑦ ᓄᓇᖁᑎᖏᑦ

4.1 ᑐᑭᑖᖅᐸᓪᓚᐊᔾᔪᑎᒃᓴᑦ

4.1.1 ᐅᕙᓂ ᐃᓚᖓᓂ ᐊᑖᓂ ᑎᑎᕋᖅᓯᒪᔪᑦ ᑐᑭᑖᖅᐸᓪᓚᐊᔪᑎᒃᓴᖏᑦ:

(a) ᐋᕿᑦᑎᐊᖅᓯᒪᑏᓐᓇᕐᓗᒋᑦ ᓄᓇᒥᐅᑕᐃᑦ ᐱᔾᔪᑎᒃᓴᐃᑦ ᐊᓐᓂᖅᓇᖅᑐᑦ ᐃᓄᐃᑦ ᓄᓇᖁᑎᖏᓂ ᐅᑯᐊᓗ ᐅᑎᖅᑕᐸᑦᑐᓄᑦ ᑎᖕᒥᐊᓄᑦ ᓴᐳᔾᔭᐅᓯᒪᕖᒃ ᐊᒻᒪᓗ ᑲᓇᑕᒥ ᐆᒪᔪᖃᕐᕖᑦ;

(b) ᐃᓕᓴᕆᓗᒋᑦ ᐊᑐᓂ ᐃᓂᖏᑦ ᐊᒻᒪᓗ ᐱᔭᒃᓴᖏᑦ ᐊᕕᒃᑐᖅᓯᒪᔪᑦ ᐃᓄᐃᑦ ᑲᑐᔾᔨᖃᑎᒌᖏᑦ ᐊᒻᒪᓗ ᒥᓂᔅᑕ ᐊᐅᓚᑕᐅᓂᖏᓐᓄᑦ ᐃᓄᐃᑦ ᓄᓇᖁᑎᖏᑦ ᐃᓗᐊᓂᑦ ᐅᑎᖅᑕᐸᑦᑐᓄᑦ ᑎᖕᒥᐊᓄᑦ ᓴᐳᔾᔭᐅᓯᒪᕖᒃ ᐊᒻᒪᓗ ᑲᓇᑕᒥ ᐆᒪᔪᖃᕐᕖᑦ;

(c) ᓈᒻᒪᒃᑐᓂᒃ ᐊᒻᒪᓗ ᐊᔾᔨᒌᒥᒃ ᐋᖀᖃᑦᑕᕐᓗᑎᒃ ᐊᐃᕙᐅᑎᒋᔭᒥᖕᓄᑦ ᐊᕙᑖᓂᑦ ᐊᕕᒃᑐᖅᓯᒪᔪᑦ ᐃᓄᐃᑦ ᑲᑐᔾᔨᖃᑎᒌᖏᑦ ᐊᒻᒪᓗ ᑲᓇᑕᒥ ᐆᒪᔪᓕᕆᔨᕐᔪᐊᑯᑦ ᐱᔾᔪᑎᒋᓪᓗᒋᑦ ᖃᓄᐃᓕᐅᕈᓐᓇᕐᑎᑦᑎᓂᖅ ᐃᓄᐃᑦ ᓄᓇᖁᑎᖏᓐᓂ ᐃᓗᐊᓂ ᑲᓇᑕᒥ ᐆᒪᔪᖃᕐᕖᑦ ᐊᒻᒪᓗ ᐅᑎᖅᑕᐸᑦᑐᓄᑦ ᑎᖕᒥᐊᓄᑦ ᓴᐳᔾᔭᐅᓯᒪᕖᒃ;

(d) ᑐᓴᐅᒪᑎᑕᐅᕙᕇᕐᓗᑎᒃ ᐃᓄᐃᑦ ᑕᐃᑲᓂ ᑲᓇᑕᒥ ᐆᒪᔪᓕᕆᔪᓄᑦ ᐱᔩᑦᑎᕋᕐᑎᑦ ᐱᓇᓱᐊᕐᑏᑦ, ᐃᖅᑲᓇᐃᔭᕐᑏᑦ ᐊᒻᒪᓗ ᑳᓐᑐᕋᒃᓯᒪᔭᖏᑦ ᐃᓯᕐᓂᐊᕐᑎᓪᓗᒋᑦ ᐃᓄᐃᑦ ᓄᓇᖁᑎᖏᓐᓄᑦ; ᐊᒻᒪᓗ

(e) ᐃᓯᕐᕕᖃᑦᑎᐊᕐᓗᑎᒃ ᓇᓂᑐᓐᓇᖅ ᑲᓇᑕᒥ ᐆᒪᔪᖃᕐᕖᑦ ᐊᒻᒪᓗ ᐅᑎᖅᑕᐸᑦᑐᓄᑦ ᑎᖕᒥᐊᓄᑦ ᓴᐳᔾᔭᐅᓯᒪᕖᒃ ᑖᒃᑯᓄᖓ ᐃᓄᐃᑦ ᓄᓇᖁᑎᖏᓐᓄᑦ.

4.2 ᑐᑭᖏᑦ

4.2.1 ᐱᔾᔪᑎᒋᓪᓗᒍ ᐅᓇ ᐃᓚᖓ:

(a) "ᐊᕕᒃᑐᖅᓯᒪᔪᑦ ᐃᓄᐃᑦ ᑲᑐᔾᔨᖃᑎᒌᖏᑦ - ᐃᑲᔪᖅᓯᕈᑏᑦ ᐱᔪᓐᓇᐅᑎᓄᑦ ᐆᒃᑑᑎᖏᓐᓄᑦ" ᑐᑭᖃᖅᑐᖅ ᐅᑯᐊ ᐆᒃᑑᑎᑦ ᑕᑕᑎᖅᓯᒪᔪᑦ ᑖᒃᑯᓄᖓ ᑲᓇᑕᒥ ᐆᒪᔪᓕᕆᔨᕐᔪᐊᑯᑦ, ᐱᓇᓱᒃᑕᖏᑦ ᐅᕝᕙᓘᓐᓃᑦ ᐃᑲᔪᖅᑕᐅᓗᑎᒃ ᑎᑎᕋᕐᓗᑎᒃ ᑖᒃᑯᐊ ᐊᕕᒃᑐᖅᓯᒪᔪᑦ ᐃᓄᐃᑦ ᑲᑐᔾᔨᖃᑎᒌᖏᑦ, ᑖᒃᑯᓄᖓ ᑲᓇᑕᒥ ᐆᒪᔪᖃᕐᕖᑦ ᐅᕝᕙᓘᓐᓃᑦ ᐅᑎᖅᑕᐸᑦᑐᓄᑦ ᑎᖕᒥᐊᓄᑦ ᓴᐳᔾᔭᐅᓯᒪᕖᒃ ᐱᔪᓐᓇᐅᑎᑦ ᐱᓕᕆᓂᐊᕐᓗᓂ ᐃᓄᐃᑦ ᓄᓇᖁᑎᖏᓐᓂ ᐃᓗᐊᓂ ᑲᓇᑕᒥ ᐆᒪᔪᖃᕐᕖᑦ ᐅᕝᕙᓘᓐᓃᑦ ᐅᑎᖅᑕᐸᑦᑐᓄᑦ ᑎᖕᒥᐊᓄᑦ ᓴᐳᔾᔭᐅᓯᒪᕖᒃ ᑕᐃᑲᓂᓗ, ᒪᓕᒃᑐᑦ 9.3.3 ᐅᕝᕙᓘᓐᓃᑦ 9.3.4 *ᓄᓇᕗᒻᒥᒃ ᓄᓇᑖᕈᑎᓄᑦ ᐊᖏᕈᑎᑦ*, ᖃᓄᐃᓕᐅᖅᑕᐅᔪᒪᔪᖅ ᐱᔪᓐᓇᐅᑎᖃᕆᐊᖃᖅᑎᓪᓗᒍ ᐊᑖᒍᑦ *ᑲᓇᑕᒥ ᐆᒪᔪᓕᕆᓂᕐᒧᑦ ᐱᖁᔭᕐᔪᐊᖅ* ᐅᕝᕙᓘᓐᓃᑦ *ᑎᖕᒥᐊᑦ ᐅᑎᖅᑕᐸᒃᑐᐃᑦ ᐱᔾᔪᑕᐅᓂᖏᓐᓄᑦ ᐱᖁᔭᖅ*; ᐊᒻᒪᓗ

(b) "ᐊᕕᒃᑐᖅᓯᒪᔪᑦ ᐃᓄᐃᑦ ᑲᑐᔾᔨᖃᑎᒌᖏᑦ - ᐃᑲᔪᖅᓯᕈᑏᑦ ᐱᔪᓐᓇᐅᑎᓄᑦ ᐆᒃᑑᑎᖏᓐᓄᑦ" ᑐᑭᖃᖅᑐᖅ ᐅᓇ ᐃᓄᐃᑦ ᑲᑐᔾᔨᖃᑎᒌᖏᑦ - ᐃᑲᔪᖅᓯᕈᑏᑦ ᐱᔪᓐᓇᐅᑎᓄᑦ ᐆᒃᑑᑎᖏᑦ ᐊᖏᖅᑕᐅᓯᒪᔪᑦ ᒥᓂᔅᑕᒥᑦ.

4.3 ᐊᑐᖅᓗᑎᒃ ᐃᓄᐃᑦ ᓄᓇᖁᑎᖏᓐᓂᑦ ᓄᓇᒥᒃ ᐅᑎᖅᑕᐸᑦᑐᓄᑦ ᑎᖕᒥᐊᓄᑦ ᓴᐳᔾᔭᐅᓯᒪᕙᒃ ᐊᒻᒪᓗ ᑲᓇᑕᒥ ᐆᒪᔪᖃᕐᕚᑦ

ᐃᓱᒪᓕᐊᕆᔭᒃᓴᖅ ᐱᓪᓗᒋᑦ ᖃᐅᔨᓴᕐᓂᖅ

4.3.1 ᒥᓂᔅᑕ ᐊᖏᖅᓯᓗᓂ ᐊᕙᒃᑐᖅᓯᒪᔪᑦ ᐃᓄᐃᑦ ᑲᑐᔾᔨᖃᑎᒌᖏᑦ -ᐃᑲᔪᖅᓯᕈᑏᑦ ᐱᔪᓐᓇᐅᑎᓄᑦ ᐆᒃᑑᑎᖏᓐᓄᑦ ᑕᐃᑲᓂ, ᓇᖕᒥᓂ ᐅᖃᕈᒪᔭᒥᒍᑦ, ᐱᔭᕆᑦᑎᐊᕐᓗᓂ, ᑐᒃᓯᕋᕐᓗᓂ ᖃᓄᐃᓕᐅᕈᒪᔭᒥᓄᑦ ᒪᓕᑦᑎᐊᕐᓗᓂ ᑖᒃᑯᓂᖓ *ᑲᓇᑕᒥ ᐆᒪᔪᓕᕆᓂᕐᒧᑦ ᐱᖁᔭᕐᔪᐊᖅ, ᑎᖕᒥᐊᑦ ᐅᑎᖅᑕᐸᒃᑐᐃᑦ ᐱᔾᔪᑕᐅᓂᖏᓐᓄᑦ ᐱᖁᔭᖅ* ᐊᒻᒪᓗ *ᓂᕐᔪᑎᓄᑦ ᐃᓱᒫᓗᒋᔭᐅᓕᖅᑐᓄᑦ ᐱᖁᔭᖅ*, ᐊᑑᑎᖃᖅᑐᓂᑦ. ᑕᐃᒪᓗ ᖃᐅᔨᓇᓱᑦᑎᐊᖅᓗᒋᑦ ᐅᓇ ᐊᕙᒃᑐᖅᓯᒪᔪᑦ ᐃᓄᐃᑦ ᑲᑐᔾᔨᖃᑎᒌᖏᑦ - ᐃᑲᔪᖅᓯᕈᑏᑦ ᐱᔪᓐᓇᐅᑎᓄᑦ ᐆᒃᑑᑎᖏᓐᓄᑦ, ᒥᓂᔅᑕ ᐃᓱᒪᒋᓂᐊᖅᑕᖏᓂᒃ:

(a) ᐊᒃᑐᕈᓐᓇᖅᑕᖏᓐᓂᒃ ᖃᓄᐃᓕᐅᖅᑕᐅᔪᒪᔪᖅ ᓄᓇᓕᖕᓂ ᑎᑭᐸᒃᑐᓄᑦ ᑎᖕᒥᐊᓄᑦ ᐊᒻᒪᓗ ᐃᓂᖏᓐᓄᑦ, ᓄᓇᓕᖕᓂ ᓂᕐᔪᑎᑦ ᐊᒻᒪᓗ ᐃᓂᖏᑦ, ᓄᖑᓕᖅᑐᑦ ᐅᓗᕆᐊᓇᖅᑐᒦᓕᖅᑐᑦ ᐅᕝᕙᓘᓐᓃᑦ ᓱᕋᒃᑕᐅᑦᑎᐊᖅᑐᑦ ᓂᕐᔪᑏᑦ ᑎᑎᕋᖅᓯᒪᔪᑦ ᐊᑖᒍᑦ ᓂᕐᔪᑎᓄᑦ ᐃᓱᒫᓗᒋᔭᐅᓕᖅᑐᓄᑦ ᐱᖁᔭᖅ, ᐅᕝᕙᓘᓐᓃᑦ ᑖᒃᑯᓇᓂ ᐆᒪᔪᑦ ᐃᓂᖏᑦ, ᐅᑯᐊ ᐃᓕᒋᔭᐅᓪᓗᑎᒃ:

  (i) ᓄᓇᓕᒫᖅ ᐊᒻᒪᓗ ᖃᓄᖅ ᐊᒃᑎᒋᓂᖓ ᖃᓄᐃᓕᐅᖅᑕᐅᔪᖅ;

  (ii) ᓇᓃᓐᓂᖓ ᐊᒻᒪᓗ ᓄᓇᓐᖑᐊᑎᒍᑦ ᓇᓗᓇᐃᕐᓗᒍ ᖃᓄᐃᓕᐅᕐᕕᐅᔪᖅ;

  (iii) ᖃᖓᐅᓇᓴᕐᓂᖓ ᐊᕐᕌᒍᒥ ᖃᓄᐃᓕᐅᖅᑕᐅᔪᖅ;

  (iv) ᑕᑭᓂᖓ ᖃᓄᐃᓕᐅᖅᑕᐅᔪᖅ;

  (v) ᖃᐅᔨᒪᔭᐅᔪᑦ ᐊᒃᑐᕋᔭᖅᑕᖏᑦ ᖃᓄᐃᓕᐅᖅᑕᐅᔪᑉ; ᐊᒻᒪᓗ

  (vi) ᖃᐅᔨᒪᔭᐅᔪᑦ ᐅᓄᕐᓂᖏᑦ ᐊᒻᒪᓗ ᐃᓂᖏᑦ ᐃᓂᑐᖃᖓᓄᑦ ᐅᑎᖅᑎᑦᑎᐊᓗᒋᑦ;

(b) ᐃᓅᓯᓕᕆᓂᖓ, ᐱᐅᓯᑐᖃᓕᕆᓂᖓ ᐊᒻᒪᓗ ᑮᓇᐅᔭᑎᒍᑦ ᐱᕙᓪᓕᐊᑎᑦᑎᔾᔪᑕᐅᔪᑦ ᐱᒻᒪᕆᐅᔪᑦ ᖃᓄᐃᓕᐅᕈᑕᐅᔪᒥᑦ ᐃᓄᖕᓄᑦ;

(c) ᐅᑯᐊ ᐊᕙᒃᑐᖅᓯᒪᔪᑦ ᐃᓄᐃᑦ ᑲᑐᔾᔨᖃᑎᒌᖏᑦ ᐊᒻᒪᓗ ᐊᑕᔪᑦ ᓄᓇᑖᑦ ᑐᑭᓕᐅᕈᑎᒋᕙᓪᓕᐊᓂᐊᖅᑕᖏᑦ ᐃᑲᔪᕐᓂᐊᕐᓗᒋᑦ ᖃᓄᐃᓕᐅᖅᑕᐅᔪᑦ;

(d) ᖃᓄᑐᐃᓐᓇᖅ ᑮᓇᐅᔭᓕᕆᓂᐅᒐᓗᐊᖅᐸᑦ ᐊᒻᒪᓗ ᐊᑑᑎᔪᓂᒃ ᖃᓄᐃᓕᖓᔾᔪᑕᐅᔪᓐᓇᖅᑐᓂᒃ ᖃᔪᓯᑎᓐᓂᐊᕐᓗᒍ ᖃᓄᐃᓕᐅᖅᑕᐅᔪᖅ ᐃᓗᐊᓂ ᐅᑎᖅᑕᐸᑦᑐᓄᑦ ᑎᖕᒥᐊᓄᑦ ᓴᐳᔾᔭᐅᓯᒪᕙᒃ ᐊᒻᒪᓗ ᑲᓇᑕᒥ ᐆᒪᔪᖃᕐᕚᑦ;

(e) ᓇᓕᐊᑐᐃᓐᓇᖅ ᓵᖓᑎᑦᑎᔨᐅᔪᖅ ᐅᓂᒃᑳᖓ ᐊᑖᒍᑦ 4.3.8 ᐊᒻᒪᓗ ᓇᓕᐊᑐᐃᓐᓇᖅ ᐊᕙᒃᑐᖅᓯᒪᔪᑦ ᐃᓄᐃᑦ ᑲᑐᔾᔨᖃᑎᒌᖏᑦ ᐊᖓᔪᖅᑳᖏᑦ - ᒥᓂᔅᑕ ᐅᖃᖃᑎᒌᒍᑎᒋᔭᖏᑦ ᐊᑖᒍᑦ 4.3.9;

(f) ᐊᓯᖏᑦᑕᐅᖅ ᐱᔭᒃᓴᑦ ᑕᐃᒪᓗ ᒥᓂᔅᑕ, ᐱᓕᕆᑦᑎᐊᕐᓗᒋᑦ, ᐃᓱᒪᒋᑦᑎᐊᕐᓗᒋᑦ ᐊᑑᑎᖃᖅᑐᑦ; ᐊᒻᒪᓗ

(g) ᖃᓄᖅ ᖃᓄᐃᓕᐅᖅᑕᐅᔪᖅ ᐃᓂᖃᕐᑎᑦᑎᔪᓐᓇᕐᒪᖔᑦ ᐃᓗᐊᓂ ᐅᑎᖅᑕᐸᑦᑐᓄᑦ ᑎᖕᒥᐊᓄᑦ ᓴᐳᔾᔭᐅᓯᒪᕙᒃ ᐊᒻᒪᓗ ᑲᓇᑕᒥ ᐆᒪᔪᖃᕐᕚᑦ, ᐱᓪᓗᒍ ᖁᓛᓕ ᐅᖃᖅᓯᒪᔪᖅ.

ᐃᓱᒪᓕᐅᕆᓂᕐᓕᐊᓂᖓ

4.3.2 ᐅᓇ ᐊᑑᑎᔪᖅ ᐊᐅᓚᑦᑎᖃᑎᒋᖕᓂᕐᒧᑦ ᑲᑎᒪᔨᕋᓛᑦ ᐅᖃᐅᔾᔨᖃᑦᑕᕐᓗᓂ ᐊᕙᒃᑐᖅᓯᒪᔪᑦ ᐃᓄᐃᑦ ᑲᑐᔾᔨᖃᑎᒋᖕᒋᓐᓂᒃ ᐊᒻᒪᓗ ᑲᓇᑕᒥ ᐆᒪᔪᓕᕆᔨᕐᔪᐊᑯᑦ ᑕᒪᐃᓐᓂᑦᑎᐊᖅ ᐊᕙᒃᑐᖅᓯᒪᔪᑦ ᐃᓄᐃᑦ ᑲᑐᔾᔨᖃᑎᒋᖕᒋᑦ - ᐃᑲᔪᖅᓯᕈᑏᑦ ᐱᔪᓐᓇᐅᑎᓄᑦ ᐆᒃᑑᑎᖕᒋᓐᓄᑦ, ᐃᓚᒋᔭᐅᓗᑎᒃ ᒪᓕᒃᑕᐅᔭᕆᐊᓕᑦ ᐊᒻᒪᓗ ᓄᖅᑲᖕᒋᑦ ᐊᑕᔪᑦ ᑖᒃᑯᓇᖓ ᐊᕙᒃᑐᖅᓯᒪᔪᑦ ᐃᓄᐃᑦ ᑲᑐᔾᔨᖃᑎᒋᖕᒋᑦ - ᐃᑲᔪᖅᓯᕈᑏᑦ ᐱᔪᓐᓇᐅᑎᓄᑦ.

4.3.3 ᐃᓱᒪᓕᐊᕗᕐᓕᐊᓂᖓ ᐅᖃᖅᓯᒪᔪᑦ 4.3.4-ᒥ ᑎᑭᓪᓗᒍ 4.3.13-ᒧᑦ, ᐊᑐᖅᓱᒍᑎᒃ ᖃᐅᔨᓴᕐᓂᒃᒥᒃ ᑎᑎᕋᖅᓯᒪᔪᖅ 4.3.1-ᒥ ᐊᑑᑎᓂᐊᖅᑐᖅ ᐊᕙᒃᑐᖅᓯᒪᔪᑦ ᐃᓄᐃᑦ ᑲᑐᔾᔨᖃᑎᒋᖕᒋᑦ - ᐃᑲᔪᖅᓯᕈᑏᑦ ᐱᔪᓐᓇᐅᑎᓄᑦ ᐆᒃᑐᑎᓂ. ᐱᕐᓕᐊᓂᖓ ᑎᑎᕋᖅᓯᒪᔪᖅ 3.3.6-ᒥ ᐊᒻᒪᓗ 3.3.7-ᒥ ᐊᑑᑎᓂᐊᓐᖏᑦᑐᑦ ᑖᒃᑯᓇᖓ ᐊᐅᓚᑦᑎᖃᑎᒋᖕᓂᕐᒧᑦ ᑲᑎᒪᔨᕋᓛᑦ ᐅᖃᐅᔾᔨᓗᑎᒃ ᐱᓪᓗᒍ ᐊᕙᒃᑐᖅᓯᒪᔪᑦ ᐃᓄᐃᑦ ᑲᑐᔾᔨᖃᑎᒋᖕᒋᑦ - ᐃᑲᔪᖅᓯᕈᑏᑦ ᐱᔪᓐᓇᐅᑎᓄᑦ ᐆᒃᑑᑎᑦ.

4.3.4 ᐅᓇ ᐊᕙᒃᑐᖅᓯᒪᔪᑦ ᐃᓄᐃᑦ ᑲᑐᔾᔨᖃᑎᒋᖕᒋᑦ - ᐃᑲᔪᖅᓯᕈᑏᑦ ᐱᔪᓐᓇᐅᑎᓄᑦ ᐆᒃᑑᑎ, ᐱᖃᑎᖃᖅᓗᒍ ᓇᓕᐊᖕᓂᑐᐃᓐᓇᖅ ᐃᑲᔫᑎᔪᓂᒃ ᑎᑎᖃᓂᒃ, ᐅᖃᐅᓯᖃᕐᓂᐊᖅᑐᖅ ᓱᓕᔪᓂᒃ ᐅᖃᖅᓯᒪᔪᓂᒃ ᑎᑎᕋᖅᓯᒪᔪᑦ 4.3.1-ᒥ, ᐊᑑᑎᒍᓂ. ᐅᑯᐊ ᐊᕙᒃᑐᖅᓯᒪᔪᑦ ᐃᓄᐃᑦ ᑲᑐᔾᔨᖃᑎᒋᖕᒋᑦ ᑎᑎᕋᕙᕆᓗᑎᑦ ᐊᒻᒪᓗ ᐃᓚᓕᐅᑎᓗᑎᑦ ᐆᒃᑑᑎᖕᒋᓐᓂ ᓇᓕᐊᑐᐃᓐᓇᖅ ***ᐃᓄᐃᑦ ᖃᐅᔨᒪᔭᑐᖃᖕᒋᓐᓂᒃ*** ᐅᒃᐱᓇᔭᑎᒃ ᐊᑑᑎᖃᖅᑐᑦ ᑕᕝᕙᖓ ᐆᒃᑑᑎᒧᑦ. ᑲᓇᑕᒥ ᐆᒪᔪᓕᕆᔨᕐᔪᐊᑯᑦ ᑐᑭᓯᑎᑕᐅᑲᓐᓂᕈᒪᓕᕚᖅᑐᑦ ᐆᒃᑐᖅᑐᓂᑦ ᑕᐃᑲᓂ ᐊᕙᒃᑐᖅᓯᒪᔪᑦ ᐃᓄᐃᑦ ᑲᑐᔾᔨᖃᑎᒋᖕᒋᑦ - ᐃᑲᔪᖅᓯᕈᑏᑦ ᐱᔪᓐᓇᐅᑎᓄᑦ ᐆᒃᑑᑎᑦ ᐱᔭᕇᑦᑎᐊᖅᓯᒪᓐᖏᑉᐸᑕ.

4.3.5 ᐱᔭᐅᒍᑎᒃ ᐱᔭᕇᖅᓯᒪᑦᑎᐊᖅᑐᑦ ᐊᕙᒃᑐᖅᓯᒪᔪᑦ ᐃᓄᐃᑦ ᑲᑐᔾᔨᖃᑎᒋᖕᒋᑦ - ᐃᑲᔪᖅᓯᕈᑏᑦ ᐱᔪᓐᓇᐅᑎᓄᑦ ᐆᒃᑑᑎᖕᒋᑦ, ᑲᓇᑕᒥ ᐆᒪᔪᓕᕆᔨᕐᔪᐊᑯᑦ ᐊᒻᒪᓗ ᐊᕙᒃᑐᖅᓯᒪᔪᑦ ᐃᓄᐃᑦ ᑲᑐᔾᔨᖃᑎᒋᖕᒋᑦ ᑲᑎᒪᓗᑎᒃ, ᐊᑯᓂᐅᓗᐊᓐᖏᑦᑐᒥ, ᑲᑎᖕᒐᓗᑎᒃ ᐅᕙᓘᓐᓃᑦ ᐅᖃᓘᑎᒃᑯᑦ ᑲᑎᒪᓗᑎᒃ, ᐅᖃᖃᑎᒋᒍᑎᒋᓗᒍ ᐆᒃᑑᑎᖕᒐᑦ.

4.3.6 ᑕᐃᒪᓗ, ᐱᔭᕇᖅᐸᑕ 4.3.5 ᐅᖃᖃᑎᒋᒍᑕᐅᓗᓂ, ᓇᓕᐊᑐᐃᓐᓇᖅ ᐱᓇᓱᐊᖃᑎᒋᓂᑦ ᐃᓱᒪᓘᑎᖕᒋᑦ ᐱᓪᓗᒍ ᐊᕙᒃᑐᖅᓯᒪᔪᑦ ᐃᓄᐃᑦ ᑲᑐᔾᔨᖃᑎᒋᖕᒋᑦ - ᐃᑲᔪᖅᓯᕈᑏᑦ ᐱᔪᓐᓇᐅᑎᓄᑦ ᐆᒃᑑᑎ, ᑐᓴᖅᑎᑦᑎᓗᓂ ᐊᓯᒥᓄᑦ ᐱᓇᓱᐊᖃᑎᒥᓄᑦ ᐅᑯᐊ ᐋᖅᑭᒍᒪᓗᑎᑦ ᐅᖃᐅᓯᒃᓴᐃᑦ ᑕᒪᐅᓇ ᓵᖓᖃᑎᒋᓪᓗᑎᒃ. ᑲᓇᑕᒥ ᐆᒪᔪᓕᕆᔨᕐᔪᐊᑯᑦ ᐊᒻᒪᓗ ᐊᕙᒃᑐᖅᓯᒪᔪᑦ ᐃᓄᐃᑦ ᑲᑐᔾᔨᖃᑎᒋᖕᒋᑦ ᐱᔨᑦᑎᕋᕐᓂᐊᖅᑐᑦ ᓈᒻᒪᒋᔭᐅᔪᓂᒃ ᓵᖓᖃᑎᒋᒃᑎᑦᑎᓗᑎᒃ ᐊᒻᒪᓗ ᑕᐃᒪ, ᐃᓗᐊᓂ ᐊᑯᓂᐅᓗᐊᓐᖏᓪᓗᑎᒃ, ᐱᓕᕆᑦᑎᐊᕋᓱᒃᑕᐃᓐᓇᕆᓗᑎᑦ ᐋᖅᑭᒃᓗᑎᑦ ᐋᖅᑭᑭᐊᓕᑦ ᑕᒪᐅᓇ ᓵᖓᖃᑎᒋᒡᒎᑎᒃ.

4.3.7 ᑕᐃᒪᓗ, ᐱᔭᕇᖅᐸᑕ 4.3.5 ᐅᖃᖃᑎᒋᒍᑕᐅᓗᓂ ᐊᒻᒪᓗ ᓇᓕᐊᑐᐃᓐᓇᖅ ᓵᖓᖃᑎᒋᖕᓂᖅ ᑎᑎᕋᖅᓯᒪᔪᖅ 4.3.6, ᑲᓇᑕᒥ ᐆᒪᔪᓕᕆᔨᕐᔪᐊᑯᑦ ᐃᓱᒫᓘᑎᖃᕐᓗᑎᒃ ᐱᓪᓗᒍ ᐃᓄᐃᑦ ᑲᑐᔾᔨᖃᑎᒋᖕᒋᑦ - ᐃᑲᔪᖅᓯᕈᑏᑦ ᐱᔪᓐᓇᐅᑎᓄᑦ ᐆᒃᑑᑎᒥᒃ, ᑕᐃᒪᓗ, ᐊᑯᓂᐅᓗᐊᓐᖏᑦᑐᒃᑯᑦ, ᑐᓴᖅᑎᑦᑎᓗᓂ ᐊᑑᑎᔪᓂᒃ ᐊᕙᒃᑐᖅᓯᒪᔪᑦ ᐃᓄᐃᑦ ᑲᑐᔾᔨᖃᑎᒋᖕᒋᓐᓂᒃ ᐊᒻᒪᓗ ᐊᐅᓚᑦᑎᖃᑎᒋᖕᓂᕐᒧᑦ ᑲᑎᒪᔨᕋᓛᑦ, ᐊᒻᒪᓗ ᑐᓂᓗᑎᑦ ᑎᑎᕋᖅᓯᒪᔪᓂᒃ ᑕᒪᑐᒧᖓ ᐃᓱᒫᓘᑎᒋᔭᖕᒋᓐᓂᒃ. ᑲᓇᑕᒥ ᐆᒪᔪᓕᕆᔨᕐᔪᐊᑯᑦ ᑎᑎᕋᖅᑕᖕᒋᑦ ᐅᖃᐅᓯᖅᑲᖅᓯᒪᓗᑎᒃ ᓇᓕᐊᖕᓂᑐᐃᓐᓇᖅ ***ᐃᓄᐃᑦ ᖃᐅᔨᒪᔭᑐᖃᖕᒋᓐᓂᒃ*** ᐊᒻᒪᓗ ᑐᓐᓂᓗᑎᑦ ᑖᒃᑯᓇᖓ ᐊᕙᒃᑐᖅᓯᒪᔪᑦ ᐃᓄᐃᑦ ᑲᑐᔾᔨᖃᑎᒋᖕᒋᑦ ᐅᕙᓘᓐᓃᑦ ᐊᐅᓚᑦᑎᖃᑎᒋᖕᓂᕐᒧᑦ ᑲᑎᒪᔨᕋᓛᑦ.

4.3.8 ᑕᐃᒪᓗ, ᐃᓱᒪᒋᑦᑎᐊᓚᐅᖅᓗᑎᑦ ᑲᓇᑕᒥ ᐆᒪᔪᓕᕆᔨᕐᔪᐊᑯᑦ ᐃᓱᒫᓘᑎᖕᒋᑦ ᑎᑎᕋᖅᓯᒪᔪᑦ ᒪᓕᒃᑐᑦ 4.3.7-ᒥᒃ, ᐅᑯᐊ ᐊᕙᒃᑐᖅᓯᒪᔪᑦ ᐃᓄᐃᑦ ᑲᑐᔾᔨᖃᑎᒋᖕᒋᑦ ᑲᔪᓯᑎᓪᓗᒍ ᑕᒪᓇ ᐃᓄᐃᑦ ᑲᑐᔾᔨᖃᑎᒋᖕᒋᑦ - ᐃᑲᔪᖅᓯᕈᑏᑦ ᐱᔪᓐᓇᐅᑎᓄᑦ ᐆᒃᑑᑎᓂᒃ, ᑐᓴᖅᑎᑕᐅᓯᒪᒍᑎᒃ ᑲᓇᑕᒥ ᐆᒪᔪᓕᕆᔨᕐᔪᐊᑯᑦ ᐋᖅᑭᑦᑎᐊᕈᒪᓗᒍ ᐅᖃᐅᓯᒃᓴᐅᔪᖅ ᑕᒪᐅᓇ ᓴᐃᒪᖃᑎᒋᒍᑎᒃᑯᑦ. ᑲᓇᑕᒥ ᐆᒪᔪᓕᕆᔨᕐᔪᐊᑯᑦ ᐊᒻᒪᓗ ᐊᕙᒃᑐᖅᓯᒪᔪᑦ ᐃᓄᐃᑦ ᑲᑐᔾᔨᖃᑎᒋᖕᒋᑦ ᑕᐃᒪᓗ,

ᐊᑯᓂᐅᓗᐊᓐᖏᑦᑐᒥ, ᓂᕈᐊᖅᓱᓗᑎᒃ ᐊᖏᖅᑲᑎᒋᓗᒋᑦ ᓵᖓᖃᑎᒌᒃᑎᑦᑎᓂᒃᑯᑦ ᐊᒻᒪᓗ ᓵᖓᖃᑎᒌᒃᑎᑦᑎᕙᓪᓕᐊᓂᐊᖅᓂᒃᑯᑦ, ᐊᒻᒪᓗ ᓵᖓᖃᑎᒌᒍᑕᐅᔪᓂᒃ ᐅᓂᒃᑳᖏᓐᓂᒃ ᑐᓂᓯᓂᖅ ᐊᖓᔪᖅᑳᖏᓐᓄᑦ ᐊᕕᒃᑐᖅᓯᒪᔪᑦ ᐃᓄᐃᑦ ᑲᑐᔾᔨᖃᑎᒌᖏᑦᑕ ᐊᒻᒪᓗ ᒥᓂᔅᑕᒧᑦ.

4.3.9 ᑕᐃᒪᓗ, ᐃᓱᒪᒋᑦᑎᐊᓚᐅᖅᖢᒍ ᓵᖓᖃᑎᒌᒃᑎᑦᑎᔪᖅ ᐅᓂᒃᑳᖓ ᐊᑖᒍᑦ ᑎᑎᕋᖅᓯᒪᔪᖅ 4.3.8, ᐅᑯᐊ ᐃᓄᐃᑦ ᐊᕕᒃᑐᖅᓯᒪᔪᑦ ᑲᑐᔾᔨᖃᑎᒌᖏᑦᑕ ᐊᑐᕈᒪᔭᖏᑦ ᐱᓕᕆᐊᖑᓂᖓᓄᑦ ᑲᔪᓯᑎᓪᓗᒍ ᐃᓄᐃᑦ ᑲᑐᔾᔨᖃᑎᒌᖏᑦ - ᐃᑲᔪᖅᓯᕈᑏᑦ ᐱᔪᓐᓇᐅᑎᓄᑦ ᐆᒃᑑᑎᑦ, ᑐᑭᓕᐅᕈᑎᖃᕈᓐᓇᖅᑐᖅ ᐆᒃᑑᑎᖓ ᑖᑉᓱᒧᖓ ᐊᖓᔪᖅᑳᖓᓄᑦ ᐊᕕᒃᑐᖅᓯᒪᔪᑦ ᐃᓄᐃᑦ ᑲᑐᔾᔨᖃᑎᒌᖏᓐᓄᑦ ᐊᒻᒪᓗ ᒥᓂᔅᑕᒧ, ᑖᒃᑯᐊᓗ ᑕᐃᒪ, ᑕᒪᐃᓐᓂᑦ ᓈᒻᒪᒋᔭᐅᓗᑎᒃ ᖃᖓᒃᑯᑦ, ᐅᖃᖃᑎᒋᒍᑕᐅᓗᓂ ᐆᒃᑑᑕᐅᔪᖅ, ᑲᑎᖓᓗᑎᒃ ᐅᕝᕙᓘᓐᓃᑦ ᐅᖃᓘᑎᒃᑯᑦ ᑲᑎᒪᓗᑎᒃ.

4.3.10 ᐃᓱᓕᑦᑎᔾᔪᑎᒋᓗᒍ ᐅᓇ ᑎᑎᕋᖅᓯᒪᔪᖅ 4.3.9 ᐅᖃᖃᑎᒋᒍᑕᐅᔪᓂ, ᐅᕝᕙᓘᓐᓃᑦ ᓯᕗᓂᐊᓂ ᒥᓂᔅᑕ ᐊᖏᖅᓯᔪᒪᒍᓂ ᐃᓄᐃᑦ ᑲᑐᔾᔨᖃᑎᒌᖏᑦ - ᐃᑲᔪᖅᓯᕈᑏᑦ ᐱᔪᓐᓇᐅᑎᓄᑦ ᐆᒃᑑᑎᒥᒃ ᐅᖃᖃᑎᒋᒍᑕᐅᖃᐅᔪᖅ ᐃᓱᒪᓕᐊᕆᔾᔪᑕᐅᓂᐊᖅᑐᖅ ᐃᖏᕐᕋᓂ, ᒥᓂᔅᑕ ᐃᓱᒪᓕᐅᕆᔪᓐᓇᖅᑐᖅ.

4.3.11 ᑕᐃᒪᓕ ᒥᓂᔅᑕ ᐋᒃᑳᖅᐸᒍ ᐅᓇ ᐊᕕᒃᑐᖅᓯᒪᔪᑦ ᐃᓄᐃᑦ ᑲᑐᔾᔨᖃᑎᒌᖏᑦ ᐃᑲᔪᖅᓯᕈᑏᑦ ᐱᔪᓐᓇᐅᑎᓄᑦ ᐆᒃᑑᑎᑦ, ᒥᓂᔅᑕ ᑕᐃᒪ, ᐊᑯᓂᐅᓗᐊᓐᖏᑦᑐᒥᒃ, ᑐᓂᓯᓂᐊᖅᑐᖅ ᐊᕕᒃᑐᖅᓯᒪᔪᑦ ᐃᓄᐃᑦ ᑲᑐᔾᔨᖃᑎᒌᖏᓐᓄᑦ ᑎᑎᖃᐅᓗᑎᒃ ᐱᔾᔪᑎᒥᓂᒃ ᐃᓱᒪᓕᐊᕆᔭᒥᓄᑦ ᑕᐃᒪᓐᓇ.

4.3.12 ᐱᑕᖃᓐᖏᑦᑐᖅ ᐅᕙᓂ ᐊᖏᕈᑎᒥ ᐊᔪᕈᑎᒋᒐᔭᖅᑐᓂᒃ ᒪᓕᒐᓕᕆᓂᕐᒧᑦ ᐋᖅᑭᒃᓯᔾᔪᑎᒃᓴᓄᑦ ᓇᓪᓕᐊᓐᓂᑦ ᑎᒥᐅᔪᓂᑦ.

4.3.13 ᐊᑐᓂ ᓇᒻᒪᒃᓴᓐᖏᑦᑐᖅ ᑎᒥᐅᔪᖅ ᐊᑭᓖᓂᐊᖅᑐᖅ ᓇᖕᒥᓂᖅ ᐱᓕᕆᑦᑎᔾᔪᑎᒋᔭᒥᓂᒃ ᐊᑖᒍᑦ ᐊᖏᕈᑎᑦ ᑎᑎᕋᖅᓯᒪᔪᖅ, ᐊᒻᒪᓗ ᐱᓇᓱᐊᖃᑎᒌᑦ ᐊᑐᓂ ᐊᔾᔨᒌᒥᒃ ᐊᑭᓖᓗᑎᒃ ᐃᖅᑲᓇᐃᔭᓕᕐᑎᑦᑎᓗᑎᒃ ᓵᖓᑎᑦᑎᔪᒃᓴᒥᒃ ᐅᕙᓃᑦ ᓵᖓᖃᑎᒌᕐᑎᑦᑎᓂᐊᖅᑐᖅ ᒪᓕᒡᓗᒋᑦ 4.3.6 ᐊᒻᒪᓗ 4.3.8.

4.3.14 ᑭᓯᐊᓂᑦᑕᐅᖅ ᐊᖏᕈᑎ 1.2, ᐅᓇ “ᒥᓂᔅᑕᔅ ᐊᖏᕈᑎᓂ 4.3 (c) ᐊᒻᒪᓗ 4.3.8 ᑎᑭᓪᓗᒍ 4.3.11 ᑐᑭᖃᑦᑐᖅ ᒥᓂᔅᑕ ᑖᓐᓇᐅᓐᖏᑦᑐᖅ ᒥᓂᔅᑕᒧᑦ ᐃᓇᖐᓯᒪᔪᖅ. ᖃᐅᔨᑦᑎᐊᕐᓗᒍ, ᐅᓇ 4.3.8, ᐅᓇ “ᒥᓂᔅᑕ” ᑐᑭᖃᖅᑐᖅ ᒥᓂᔅᑕ ᐅᖃᖅᓯᒪᑦᑎᓪᓗᒍ ᓵᖓᖃᑎᒌᒃᑎᑦᑎᓂᕐᒥ ᐅᓂᒃᑳᖓᓂ ᑐᓂᔭᐅᓂᐊᖅᑐᖅ ᑖᔅᓱᒧᖓ “ᒥᓂᔅᑕᒧᑦ” ᐊᖏᕈᑎᓂ 4.3.8 ᑐᑭᓕᐅᕆᓯᒪᓐᖓᑦᑐᖅ ᐅᓇ ᒥᓂᔅᑕ ᑭᓯᐊᓂ ᐃᓇᖐᓯᒪᓐᖓᑦᑐᖅ ᐃᓚᐅᓕᔭᖅᑐᖅ ᓵᖓᖃᑎᒌᒃᑐᓂ ᐱᓕᕆᔭᐅᔪᓂ.

4.4 ᑕᒪᐃᓐᓄᑦ

4.4.1 ᐱᒋᐊᓚᐅᓐᖏᓂᖓᓂ ᓇᓕᐊᑐᐃᓐᓇᖅ ᐃᓱᒪᓕᐊᕆᔭᕆᐊᖃᖅᑐᑦ ᐅᑯᐊ ᐊᒃᑐᐃᓚᔭᖅᑐᑦ ᐃᓄᐃᑦ ᓄᓇᖁᑎᖏᓐᓂᒃ ᐃᓗᐊᓂ ᓴᓂᓕᖕᒋᑦ ᑖᒃᑯᓄᖓ ᑲᓇᑕᒥ ᐆᒪᔪᖅᕕᑦ ᐅᑎᖅᑕᐸᑦᑐᓄᑦ ᑎᖕᒥᐊᓄᑦ ᓴᐳᔾᔭᐅᓯᒪᕚ, ᑲᓇᑕᒥ ᐆᒪᔪᓕᕆᔨᒃᑯᑦ ᕿᒥᕐᕈᐊᖅᑎᖅᑕᕐᓂᐊᖅᑐᑦ ᐊᑑᑎᔪᓂᒃ ᐊᕕᒃᑐᖅᓯᒪᔪᓂ ᐃᓄᐃᑦ ᑲᑐᔾᔨᖃᑎᒌᖓᓂᒃ. ᐅᑯᐊ ᐊᕕᒃᑐᖅᓯᒪᔪᑦ ᐃᓄᐃᑦ ᑲᑐᔾᔨᖃᑎᒌᖏᑦ ᑎᑎᖅᑲᑦ ᐊᒻᒪᓗ ᐅᖃᐅᓯᕆᔭᑦ ᑐᓐᓂᖅᑯᑎᒃᓴᑦ ᑖᒃᑯᓄᖓ ᑲᓇᑕᒥ ᐆᒪᔪᓕᕆᔨᒃᑯᑦ ᓇᓕᐊᑐᐃᓐᓇ ***ᐃᓄᐃᑦ ᖃᐅᔨᒪᔭᑐᖃᖏᑦ*** ᐅᑯᐊᓗ ᐅᒃᐱᕈᓱᒃᑐᑦ ᐊᑑᑎᔪᓂᒃ ᑖᒃᑯᓄᖓ ᑲᓇᑕᒥ ᐆᒪᔪᓕᕆᔨᒃᑯᑦ ᐃᓱᒪᓕᐊᖏᓐᓄᑦ. ᑲᓇᑕᒥ ᐆᒪᔪᓕᕆᔨᒃᑯᑦ ᑐᓂᓯᒪᓂᐊᖅᑐᑦ ᑎᑎᕋᖅᓯᒪᓗᑎᒃ ᐱᔾᔪᑎᒥᓂᒃ ᐃᓱᒪᓕᐊᕆᔾᔪᑎᒥᓂᒃ. ᑲᓇᑕᒥ ᐆᒪᔪᓕᕆᔨᒃᑯᑦ ᐱᔾᔪᑎᖃᖅᑐᑦ ᑲᓄᐃᓪᓗ ᑕᐃᒪᓐᓇ ᐃᓱᒪᓕᐅᕐᓯᒪᒻᒪᖔᑕ. ᑲᓇᑕᒥ ᐆᒪᔪᓕᕆᔨᒃᑯᑦ ᐱᔾᔪᑎᓯᒪᒃᐸᑕ ᐅᖃᐅᓯᕆᓗᒋᑦ ᑐᓂᓗᒋᑦ ᓇᓕᐊᑐᐃᓐᓇ ***ᐃᓄᐃᑦ ᖃᐅᔨᒪᔭᑐᖃᖏᑦ*** ᑎᑎᕋᖅᓯᒪᔪᑦ

ᐊᒻᒪᓗ ᑐᓂᔭᐅᓗᑎᒃ ᑖᒃᑯᓇᖓ ᐊᕕᒃᑐᖅᓯᒪᔪᓂ ᐃᓄᐃᑦ ᑲᑐᔾᔨᕐᑲᑎᒌᖏᓐᓄᑦ ᐅᕝᕙᓘᓐᓃᑦ ᐊᐅᓚᑦᑎᕐᑲᑎᒌᖏᓐᓂᕐᒧᑦ ᑲᑎᒪᔨᕋᓛᑦ.

4.5 ᐃᓄᐃᑦ ᓄᓇᕐᑯᑎᖏᑦ ᐊᖏᕈᑎᓃᓐᖏᑦᑐᑦ 9-3

4.5.1 ᐃᓄᐃᑦ ᓄᓇᕐᑯᑎᖏᑦ ᐅᑯᐊᓗ ᐱᔪᒪᔭᐅᔪᒦᑦᑐᑦ ᑐᒃᓯᕋᖅᑕᐅᓯᔪᒥᒃ ᑲᓇᑕᒥ ᐆᒪᔪᕐᑲᕐᕖᑦ ᐅᕝᕙᓘᓐᓃᑦ ᐅᑎᖅᑕᑉᐸᑦᑐᓄᑦ ᑎᖏᐊᓄᑦ ᓴᐳᔾᔭᐅᓯᒪᕖᒃ ᐅᕝᕙᓘᓐᓃᑦ ᑲᓇᑕᒥ ᐆᒪᔪᕐᑲᕐᕖᑦ ᐅᕝᕙᓘᓐᓃᑦ ᐅᑎᖅᑕᑉᐸᑦᑐᓄᑦ ᑎᖏᐊᓄᑦ ᓴᐳᔾᔭᐅᓯᒪᕖᒃ ᐊᒻᒪᓗ ᓇᓗᓇᐃᖅᓯᒪᓐᖏᑦᑐᑦ 9.3 *ᓄᓇᕗᒻᒥᒃ ᓄᓇᑖᕈᑎᓄᑦ ᐊᖏᕈᑎᑦ* ᑭᓯᐊᓂ ᑎᑎᕋᖅᓯᒪᓗᑎᒃ ᐊᖏᖅᓯᒪᔪᑦ ᐊᒃᑑᑎᔪᑦ ᐊᕕᒃᑐᖅᓯᒪᔪᓂ ᐃᓄᐃᑦ ᑲᑐᔾᔨᕐᑲᑎᒌᖏᑦ, ᐅᕝᕙᓘᓐᓃᑦ ᓄᓇᕗᑦ ᑐᓐᖓᕕᒃ ᑎᒥᖓ ᑕᐃᒪᓗ ᐃᓄᐃᑦ ᓄᓇᕐᑯᑎᖓ ᐃᓚᒋᔭᐅᓗᓂ ᓄᓇᐅᑉ ᐃᑭᐊᖓᓂᒃ ᐱᔪᓐᓇᐅᑎᖏᑦ, ᐃᓚᓕᐅᑎᓯᒪᔪᑦ ᐃᓗᐊᓂ ᑲᓇᑕᒥ ᐆᒪᔪᕐᑲᕐᕖᑦ ᐅᕝᕙᓘᓐᓃᑦ ᐅᑎᖅᑕᑉᐸᑦᑐᓄᑦ ᑎᖏᐊᓄᑦ ᓴᐳᔾᔭᐅᓯᒪᕖᒃ. ᑐᑭᓯᓇᑦᑎᐊᒃᓐᓂᕐᓂᐊᕐᒪᑦ, ᓇᓕᐊᑐᐃᓐᓇᖅ ᓴᕿᑕᐅᔪᑦ ᐅᕝᕙᓘᓐᓃᑦ ᐊᖏᓕᒋᐊᖅᑐᑦ ᒪᓕᒋᐊᓕᑦ ᐋᕿᒋᐊᖅᓯᒪᔪᓄᑦ ᑕᒪᑐᒨᖓ ᐃᓄᐃᑦ ᐊᒃᑐᖅᑕᐅᓂᐊᕐᓂᖏᓐᓄᑦ ᐱᕚᓪᓕᕈᑕᐅᔪᓐᓇᖅᑐᓄᓪᓗ ᐊᖏᕈᑏᑦ.

4.6 ᑲᓇᑕᒥ ᐆᒪᔪᓕᕆᔨᕐᔪᐊᑯᑦ ᖃᐅᔨᓴᕈᑎᖏᑦ ᐊᒻᒪᓗ ᐊᐅᓚᑦᑎᔾᔪᑎᖏᑦ ᖃᓄᐃᓕᐅᕈᑕᐅᔪᑦ ᐃᓄᐃᑦ ᓄᓇᕐᑯᑎᖏᓐᓂ

4.6.1 ᒪᓕᒡᓗᒍ 21.5.4 ᑕᕝᕙᓂ *ᓄᓇᕗᒻᒥᒃ ᓄᓇᑖᕈᑎᓄᑦ ᐊᖏᕈᑎᑦ*, ᑎᒥᐅᔪᖅ, ᐃᖅᑲᓇᐃᔭᕐᑎ ᐅᕝᕙᓘᓐᓃᑦ ᑳᓐᑐᕌᒃᑕᐅᓯᒪᔪᑦ ᑖᒃᑯᓇᖓ ᑲᓇᑕᒥ ᐆᒪᔪᓕᕆᔨᕐᔪᐊᑯᑦ ᐊᑐᕐᓗᑎᒃ ᐱᔪᓐᓇᕐᓂᕐᒥᖏᓐᓂᒃ ᐃᓯᕈᓐᓇᕐᓗᑎᒃ ᐃᓄᐃᑦ ᓄᓇᕐᑯᑎᖏᓐᓄᑦ ᐊᒻᒪᓗ ᐃᒪᖏᓐᓂᒃ ᐃᓄᐃᖅ ᓄᓇᕐᑯᑎᖏᓐᓂ ᑕᐃᑲᓂ ᑲᓇᑕᒥ ᐆᒪᔪᕐᑲᕐᕖᑦ ᐅᕝᕙᓘᓐᓃᑦ ᐅᑎᖅᑕᑉᐸᑦᑐᓄᑦ ᑎᖏᐊᓄᑦ ᓴᐳᔾᔭᐅᓯᒪᕖᒃ ᐊᑖᒍᑦ ᐃᓚᖓ 21 *ᓄᓇᕗᒻᒥᒃ ᓄᓇᑖᕈᑎᓄᑦ ᐊᖏᕈᑎᑦ* ᐱᔾᔪᑎᒋᓪᓗᒍ ᒐᕙᒪᑦ ᑐᑭᒧᐊᒃᑎᑦᑎᓂᖅ ᐱᔾᔪᑎᒋᓪᓗᒋᑦ ᒪᓕᒐᕐᓂᒃ ᐊᑐᑦᑎᐊᕐᑎᑦᑎᔪᑦ ᐊᒻᒪᓗ ᐊᐅᓚᑦᑎᔾᔪᑕᐅᔪᑦ ᑲᓇᑕᒥ ᐆᒪᔪᓕᕆᔨᕐᔪᐊᑯᑦ ᐱᓕᕆᑎᑦᑎᔾᔪᑎᖏᑦ ᐊᒻᒪᓗ ᒪᓕᒃᑕᐅᔭᓇᐊᖅᑲᖅᑎᑕᖏᑦ ᒪᓕᒐᐃᑦ ᑖᒃᑯᑎᒎᑦ 21.3.12(b) ᐊᒻᒪᓗ 21.2.13 *ᓄᓇᕗᒻᒥᒃ ᓄᓇᑖᕈᑎᓄᑦ ᐊᖏᕈᑎᖏᑦ*.

4.6.2 ᒪᓕᒡᓗᒍ 21.5.7 ᑕᕝᕙᓂ *ᓄᓇᕗᒻᒥᒃ ᓄᓇᑖᕈᑎᓄᑦ ᐊᖏᕈᑎᑦ*, ᐃᓯᖅᑕᐅᔪᓐᓇᕐᓗᑎᒃ ᐃᓄᐃᑦ ᓄᓇᕐᑯᑎᖏᑦ ᑖᒃᑯᓇᖓᑦ ᑲᓇᑕᒥ ᐆᒪᔪᓕᕆᔨᕐᔪᐊᑯᑦ ᐃᖅᑲᓇᐃᔭᕐᑎᖏᓐᓂᑦ ᐱᔾᔪᑎᒋᓪᓗᒍ ᓂᕐᔪᑎᓂᒃ ᐊᐅᓚᑦᑎᔾᔪᑕᐅᔪᑦ ᐊᒻᒪᓗ ᓂᕐᔪᑎᓂᒃ ᖃᐅᔨᓴᕐᓗᑎᒃ ᐊᖏᑕᐅᔭᓇᐊᖅᑲᖅᓗᑎᒃ ᓄᓇᕗᒻᒥ ᐆᒪᔪᓕᕆᔨᕐᔪᐊᒃᑯᓂᑦ ᕿᒥᕐᕈᐊᕐᑲᑎᒋᓚᐅᕐᓗᑎᒃ ᐊᑑᑎᔪᓪᓗ ᐊᕕᒃᑐᖅᓯᒪᔪᑦ ᐆᒪᔪᓕᕆᔩᒃᑯᑦ.

4.6.3 ᑕᐃᒪᓗ ᐊᒃᑑᑎᔪᑦ ᐊᕕᒃᑐᖅᓯᒪᔪᓂ ᐃᓄᐃᑦ ᑲᑐᔾᔨᕐᑲᑎᒌᖏᑦ ᑐᓴᐅᒪᑎᓐᓂᐊᕐᓗᒋᑦ ᑖᒃᑯᐊ ᑲᓇᑕᒥ ᐆᒪᔪᓕᕆᔨᕐᔪᐊᑯᑦ ᖃᓄᐃᓕᐅᕐᓂᐊᖅᑕᖏᓐᓂᒃ ᓄᓇᒥ, ᑲᓇᑕᒥ ᐆᒪᔪᓕᕆᔨᕐᔪᐊᑯᑦ ᐱᓇᓱᐊᕐᑎ, ᐃᖅᑲᓇᐃᔭᕐᑎ ᐊᒻᒪᓗ ᑳᓐᑐᕌᒃᑕᐅᓯᒪᔪᖅ ᑖᒃᑯᐊᑦᑕᐅᖅ, ᖃᖓᑐᐃᓐᓇᒃᑯᑦ ᐊᑑᑎᖅᑲᖅᑐᒥ ᐊᒻᒪᓗ ᓈᓪᓚᒃᑎᓪᓗᒍ, ᐱᓕᕆᓂᐊᖅᑐᑦ ᑐᓂᓯᓯᒪᓗᑎᒃ ᐊᕕᒃᑐᖅᓯᒪᔪᑦ ᐃᓄᐃᑦ ᑲᑐᔾᔨᕐᑲᑎᒌᖏᓐᓂᒃ ᑎᑎᕋᖅᓯᒪᓗᑎᒃ ᑐᓴᕐᑎᑦᑎᓗᑎᒃ ᐃᓯᓚᐅᓐᖏᓐᓂᖏᓐᓂ ᐃᓄᐃᑦ ᓄᓇᕐᑯᑎᖏᓐᓄᑦ. ᑕᐃᒪᓐᓇᐅᔭᓇᐊᖅᑲᖅᑐᑦ ᓄᖑᑎᓐᖏᑦᑐᒥ ᐊᖏᕉᑎ 4.6.2, ᐆᒃᑑᑎᒋᓗᒍ ᑕᐃᑲᓂ ᑐᓴᕐᑎᑕᐅᒍᑎᒃ ᐊᕕᒃᑐᖅᓯᒪᔪᑦ ᐃᓄᐃᑦ ᑲᑐᔾᔨᕐᑲᑎᒌᖏᑦ ᐊᔪᕋᔭᖅᑐᑦ ᐅᕝᕙᓘᓐᓃᑦ ᐊᑑᑎᒐᔭᓐᖏᑦᑐᑦ ᐃᓚᖅᑲᖅᑐᓂ ᓂᕐᔪᑎᒃ ᒪᓕᖕᓂᒃ ᐃᓯᕋᔭᖅᑎᓪᓗᒋᑦ ᐃᓄᐃᑦ ᓄᓇᕐᑯᑎᖏᓐᓄᑦ, ᕿᓂᕐᓂᖅ ᐊᒻᒪᓗ ᐱᖁᓇᖅᑐᓕᕆᓂᖅ, ᐊᓯᖏᑦᑐ ᑐᐊᕕᕐᓇᖅᑐᑦ ᐊᒻᒪᓗ ᒪᓕᒃᑕᐅᔭᓇᐊᓕᑦ ᒪᓕᒐᐃᑦ. ᑕᐃᑲᓂ ᑎᑎᖅᑲᑎᒍᑦ ᑐᓴᕐᑎᑕᐅᓚᐅᕐᖏᓂᖏᓂ, ᑲᓇᑕᒥ ᐆᒪᔪᓕᕆᔨᕐᔪᐊᑯᑦ ᑐᓴᕐᑎᑦᑎᓂᐊᖅᑐᑦ ᐊᕕᒃᑐᖅᓯᒪᔪᑦ ᐃᓄᐃᑦ ᑲᑐᔾᔨᕐᑲᑎᒌᖏᓐᓂᒃ ᐊᔪᕈᓐᓃᑐᐊᕈᑎᒃ ᐊᒻᒪᓗ ᓈᓪᓚᒃᑎᓪᓗᒍ ᐃᓯᕉᕈᑎᒃ ᐃᓄᐃᑦ ᓄᓇᕐᑯᑎᖏᓐᓄᑦ.

4.6.4 ᑲᓇᑕᒥ ᐆᒪᔪᓕᕆᔨᕐᔪᐊᒃᑦ ᑐᓂᓯᓂᐊᖅᑐᑦ ᑎᑎᕋᖅᓯᒪᔪᓂᒃ ᑕᒪᐃᓐᓄᑦ ᑲᓇᑕᒥ ᐆᒪᔪᓕᕆᔪᓄᑦ ᐱᔨᑦᑎᕋᕐᑎᑦ ᐱᓇᓱᐊᕐᑎᓄᑦ, ᐃᖅᑲᓇᐃᔮᕐᑎᓄᑦ ᐊᒻᒪᓗ ᑳᓐᑐᕌᖅᑕᐅᓯᒪᔪᓄᑦ, ᖃᐅᔨᒪᑦᑎᐊᕐᓂᐊᕐᒪᑕ ᑕᒪᒃᑯᐊ ᐃᓄᐃᑦ ᒪᓕᑦᑎᐊᕐᑯᓪᓗᒋᑦ ᐊᖏᕈᑎ 4.6.3-ᒥᒃ.

4.7 ᐃᓱᖅᑕᐅᔪᓐᓇᖅᑐᑦ ᐃᓄᐃᑦ ᓄᓇᕐᑯᑎᖏᑦ

4.7.1 ᐅᑯᐊ ᒪᓕᒐᐃᑦ ᐃᓚᖓᓂ 4.3 ᐊᑑᑎᓂᐊᖅᑐᑦ ᐱᔪᓐᓇᐅᑎᑖᕋᓱᑎᓄᑦ ᑖᒃᑯᓄᖓ ᑲᓇᑕᒥ ᐆᒪᔪᓕᕆᔨᕐᔪᐊᒃᑦ ᐃᑲᔪᖅᑕᐅᓗᑎᒃ ᑖᒃᑯᓇᖓᑦ ᐊᕕᒃᑐᖅᓯᒪᔪᑦ ᐃᓄᐃᑦ ᑲᑐᔾᔨᖃᑎᒌᖏᑦ ᐊᒻᒪᓗ ᐱᓪᓗᒍ ᐃᓱᕈᓐᓇᕐᓂᖓᑦ ᓇᓂᑐᐃᓐᓇᖅ ᑲᓇᑕᒥ ᐆᒪᔪᖃᕐᕖᑦ ᐅᕙᓘᓃᑦ ᐅᑎᖅᑕᐸᑦᑐᓄᑦ ᑎᖕᒥᐊᓄᑦ ᓴᐳᔾᔭᐅᓯᒪᕙᒃ ᑭᒡᓕᖏᓐᓂ, ᐅᕙᓘᓐᓃᑦ ᑕᑯᒍᑎᒃ ᓇᐸᖅᑕᐅᓯᒪᔪᓂᒃ ᐅᕙᓘᓐᓃᑦ ᑭᓱᓕᕆᔾᔪᑕᐅᔪᓂᒃ ᑕᒫᓂ ᐃᓄᐃᑦ ᓄᓇᕐᑯᑎᖏᓐᓂ.

ᐃᓚᖓ 5 — ᐃᓄᐃᑦ ᐱᔪᓐᓇᕐᓂᖏᑦ ᐊᓐᒪᓗ ᐊᑐᖅᑕᐅᔾᔪᓯᖏᑦ ᑲᓇᑕᒥ ᐆᒪᔪᖃᕐᕖᑦ ᐊᒻᒪᓗ ᐅᑎᖅᑕᐸᑦᑐᓄᑦ ᑎᖕᒥᐊᓄᑦ ᓴᐳᔾᔭᐅᓯᒪᕖᒃ

5.1 ᑐᑭᑖᖅᐸᓪᓚᐊᔪᑎᒃᓴᖅ

5.1.1 ᐅᕙᓂ ᐃᓚᖓᓂ ᐊᑖᓂ ᑎᑎᕋᖅᓯᒪᔪᑦ ᑐᑭᑖᖅᐸᓪᓚᐊᔪᑎᒃᓴᖏᑦ:

(a) ᐃᓕᓴᕆᓗᒥᑦ ᐃᓄᐃᑦ ᐱᔪᓐᓇᕐᓂᖃᕐᓂᖏᑦ ᐊᖑᓇᓱᒍᓐᓇᖅᑐᑎᒃ ᐃᓗᐊᓂ ᑲᓇᑕᒥ ᐆᒪᔪᖃᕐᕖᑦ ᐊᒻᒪᓗ ᐅᑎᖅᑕᐸᑦᑐᓄᑦ ᑎᖕᒥᐊᓄᑦ ᓴᐳᔾᔭᐅᓯᒪᕖᒃ, ᐅᖃᖅᓯᒪᔪᑦ *ᓄᓇᕗᒻᒥᒃ ᓄᓇᑖᕈᑎᓄᑦ ᐊᖏᕈᑎᖏᓐᓂ*;

(b) ᐅᖃᐅᓯᕆᓗᒥᑦ ᐱᔪᓐᓇᐅᑎᑖᕈᑎᓄᑦ ᑕᐃᒪᓐᓇᐅᓴᕆᐊᖃᖅᑎᑕᐅᔪᓂᒃ ᐊᐅᓪᓚᕈᔾᔨᓯᒪᓂᐊᖅᑐᑦ ᐊᖑᓇᓱᒃᑎᓄᑦ ᐃᓗᐊᓂ ᑲᓇᑕᒥ ᐆᒪᔪᖃᕐᕖᑦ ᐊᒻᒪᓗ ᐅᑎᖅᑕᐸᑦᑐᓄᑦ ᑎᖕᒥᐊᓄᑦ ᓴᐳᔾᔭᐅᓯᒪᕖᒃ;

(c) ᐱᔪᓐᓇᕐᓗᑎᒃ ᐃᓄᐃᑦ ᐱᔪᓐᓇᕐᓂᕐᒥᒍᑦ ᐅᒃᑯᓯᒃᓴᓕᖕᓂᒃ ᓴᓇᙳᐊᒐᒃᓴᓄᑦ ᑕᐃᑲᖓᑦ ᑲᓇᑕᒥ ᐆᒪᔪᖃᕐᕖᑦ ᐊᒻᒪᓗ ᐅᑎᖅᑕᐸᑦᑐᓄᑦ ᑎᖕᒥᐊᓄᑦ ᓴᐳᔾᔭᐅᓯᒪᕖᒃ, ᐅᖃᖅᓯᒪᔪᑦ *ᓄᓇᕗᒻᒥᒃ ᓄᓇᑖᕈᑎᓄᑦ ᐊᖏᕈᑎᖏᓂ*;

(d) ᑐᓂᓯᒪᓗᒥᑦ ᐃᓄᐃᑦ ᐋᕿᒃᓯᔪᓐᓇᕐᓗᑎᒃ ᓄᓇᓕᖅᑖᒃᓴᒥᖕᓂᒃ ᐃᓗᖏᓐᓂ ᑲᓇᑕᒥ ᐆᒪᔪᖃᕐᕖᑦ ᐊᒻᒪᓗ ᐅᑎᖅᑕᐸᑦᑐᓄᑦ ᑎᖕᒥᐊᓄᑦ ᓴᐳᔾᔭᐅᓯᒪᕖᒃ, ᐅᖃᖅᓯᒪᔪᑦ *ᓄᓇᕗᒻᒥᒃ ᓄᓇᑖᕈᑎᓄᑦ ᐊᖏᕈᑎᖏᓂ*.

5.2 ᐃᓄᐃᑦ ᐊᑐᕈᓐᓇᖅᑕᖓ ᐊᒻᒪᓗ ᐃᓯᕈᓇᖅᑐᒥᑦ ᑲᓇᑕᒥ ᐆᒪᔪᖃᕐᕖᑦ ᐊᒻᒪᓗ ᐅᑎᖅᑕᐸᑦᑐᓄᑦ ᑎᖕᒥᐊᓄᑦ ᓴᐳᔾᔭᐅᓯᒪᕖᒃ

5.2.1 ᐅᖃᖅᓯᒪᔪᖅ ᐃᓚᖓ 5 ᐊᒻᒪᓗ ᒪᓕᒋᐊᓕᒃ 5.7.18 *ᓄᓇᕗᒻᒥᒃ ᓄᓇᑖᕈᑎᓄᑦ ᐊᖏᕈᑎᑦ* ᐃᓄᐃᑦ ᐃᓱᒪᖅᓱᖅᑐᑦ ᐊᒻᒪᓗ ᐃᓯᖅᑕᐃᓕᕕᖃᓐᖏᑦᑐᑦ ᐊᖑᓇᓱᒃᕕᒋᓂᐊᕐᓗᒋᑦ ᑕᒪᕐᒥᒃ ᓄᓇᐃᑦ, ᐃᒪᐃᑦ ᐊᒻᒪᓗ ᑕᕆᐅᕐᒥ ᓄᓇᐃᑦ ᐃᓗᖏᓂ ᑲᓇᑕᒥ ᐆᒪᔪᖃᕐᕖᑦ ᐊᒻᒪᓗ ᐅᑎᖅᑕᐸᑦᑐᓄᑦ ᑎᖕᒥᐊᓄᑦ ᓴᐳᔾᔭᐅᓯᒪᕖᒃ.

5.2.2 ᐅᖃᖅᓯᒪᔪᑦ ᐊᒻᒪᓗ ᒪᓕᒋᐊᓕᑦ ᑕᕝᕗᖓ ᐃᓚᖓ 5 *ᓄᓇᕗᒻᒥᒃ ᓄᓇᑖᕈᑎᓄᑦ ᐊᖏᕈᑎᖏᓂ*, ᐃᓚᒋᔭᐅᓪᓗᑎᒃ ᓇᓚᐊᑐᐃᓐᓇᖅ ᐊᒃᑑᑎᔪᑦ ᐊᑐᕆᐊᖃᓐᖏᑦᑎᑦᑎᔾᔪᑕᐅᔪᑦ ᓴᕿᑕᐅᓯᒪᔪᑦ ᐃᓚᖓᓂ ᑖᒃᑯᓇᖓᑦ ᓄᓇᕗᒻᒥ ᐆᒪᔪᓕᕆᔨᕐᔪᐊᒃᑯᑦ, ᐅᓇ ᐃᓄᒃ ᐅᕝᕙᓘᓐᓃᑦᒃ ᑎᓕᔭᐅᓯᒪᔪᖅ ᐊᑖᒍᑦ 5.7.34 *ᓄᓇᕗᒻᒥᒃ ᓄᓇᑖᕈᑎᓄᑦ ᐊᖏᕈᑎᓂ* ᐃᒪᓐᓇᐅᔪᓐᓇᖅᑐᖅ, ᐃᓗᐊᓂ ᑲᓇᑕᒥ ᐆᒪᔪᖃᕐᕖᑦ ᐊᒻᒪᓗ ᐅᑎᖅᑕᐸᑦᑐᓄᑦ ᑎᖕᒥᐊᓄᑦ ᓴᐳᔾᔭᐅᓯᒪᕖᒃ, ᐊᖑᓇᓱᓪᓗᑎᒃ ᓂᕐᔪᑎᓂᒃ ᐊᒻᒪᓗ ᖃᓄᐃᓕᐅᕆᐊᖅᑐᖅᓯᒪᔪᑦ ᐊᖑᓇᓱᓕᕐᓂᕐᓗᑎᒃ ᓚᐃᓴᓯᖃᓐᖏᑦᑐᑎᒃ, ᐱᔪᓐᓇᐅᑎᖃᓐᖏᑦᑐᑎᒃ ᐅᕝᕙᓘᓐᓃᑦ ᐃᓱᒪᖅᓱᕐᓗᑎᒃ ᐊᑖᒍᑦ *ᑲᓇᑕᒥ ᐆᒪᔪᓕᕆᓂᕐᒧᑦ ᐱᖅᑯᓯᖅᓯᐊᖅ* ᐅᕝᕙᓘᓐᓃᑦ *ᑎᖕᒥᐊᑦ ᐅᑎᖅᑕᐸᒃᑐᐃᑦ ᐱᔾᔪᑕᐅᓂᖏᓐᓄᑦ ᐱᖅᑯᓯᖅ*.

5.2.3 ᑐᑭᓯᓇᑦᑎᐊᑲᓐᓂᕐᓂᐊᕐᒪᑦ, ᑎᑭᑦᑐᒍ ᐅᑯᐊ ᒪᓕᑦᑎᐊᕐᓗᑎᒃ *ᓄᓇᕗᒻᒥᒃ ᓄᓇᑖᕈᑎᓄᑦ ᐊᖏᕈᑎᑦ, ᑲᓇᑕᒥ ᐆᒪᔪᓕᕆᓂᕐᒧᑦ ᐱᖅᑯᓯᖅᓯᐊᖅ, ᑎᖕᒥᐊᑦ ᐅᑎᖅᑕᐸᒃᑐᐃᑦ ᐱᔾᔪᑕᐅᓂᖏᓐᓄᑦ ᐱᖅᑯᓯᖅ* ᐊᒻᒪᓗ *ᓂᕐᔪᑎᓄᑦ ᐃᓱᒫᓗᒋᔭᐅᓚᖅᑐᓄᑦ ᐱᖅᑯᓯᖅ*, ᐅᓇᓗ *ᓄᓇᕗᖅ ᓂᕐᔪᑎᓄᑦ ᐱᖅᑯᓯᖅᓯᐊᖅ* ᑲᔪᓯᔪᒥᒃ ᐊᑑᑎᖃᕐᓂᐊᖅᑐᑦ ᐃᓗᐊᓂ ᑲᓇᑕᒥ ᐆᒪᔪᖃᕐᕖᑦ ᐊᒻᒪᓗ ᐅᑎᖅᑕᐸᑦᑐᓄᑦ ᑎᖕᒥᐊᓄᑦ ᓴᐳᔾᔭᐅᓯᒪᕖᒃ.

5.2.4 ᓄᓇᕗᑦ ᑐᓐᖓᕕᒃ ᑎᒥᖓ ᑎᑎᕋᕐᓗᒋᑦ ᐃᓄᒃᑎᑐᑦ ᐅᖃᖅᓯᒪᔪᑦ ᐊᒻᒪᓗ ᖃᓪᓗᓈᑎᑐᑦ ᖃᐅᔨᒪᔾᔪᑎᒃᓴᐃᑦ ᐅᑯᐊᓗ ᓇᓗᓇᐃᖅᓯᓯᒪᔪᑦ ᐃᓄᐃᑦ ᐊᖑᓇᓱᒍᓐᓇᖅᑐᑦ ᐊᒻᒪᓗ ᑕᒪᒃᑯᓄᖓ ᖃᓄᐃᓕᐅᕈᓐᓇᖅᑐᑦ ᐱᔪᓐᓇᐅᑎᖃᙱᑦᑐᑎᒃ ᐃᓗᐊᓂ ᑲᓇᑕᒥ ᐆᒪᔪᖃᕐᕖᑦ ᐅᕝᕙᓘᓃᑦ ᐅᑎᖅᑕᐸᑦᑐᓄᑦ ᑎᖕᒥᐊᓄᑦ ᓴᐳᔾᔨᐅᓯᒪᕕᒃ. ᑕᐃᑲᓂᓗ, ᑲᓇᑕᒥ ᐆᒪᔪᓕᕆᔨᕐᔪᐊᑯᑦ ᐊᒻᒪᓗ ᓄᓇᕗᑦ ᑐᓐᖓᕕᒃ ᑎᒥᖓ ᐅᖃᖃᑎᒌᒍᑎᒋᓗᒋᑦ ᖃᐅᔨᒪᑎᑦᑎᔾᔪᑎᒃᓴᑦ ᑎᑎᕋᖅᓯᒪᔪᑦ. ᓈᒻᒪᒃᓴᕐᒪᖔᑕ ᑕᒪᑐᒧᖓ ᐃᓗᓕᖏᓐᓄᑦ ᑎᑎᕋᖅᓯᒪᓂᖏᓐᓂᒃ, ᑲᓇᑕᒥ ᐆᒪᔪᓕᕆᔨᕐᔪᐊᑯᑦ ᐊᑭᓕᕐᓗᒋᑦ ᐃᓄᒃᑎᑑᓕᖅᑕᐅᓂᖏ ᐊᒻᒪᓗ ᑐᓂᐅᖅᑲᐅᑕᐅᓂᖏ ᖃᐅᔨᒪᑎᑦᑎᔾᔪᑎᒃᓴᑦ ᑐᓴᐅᒪᑎᑦᑎᔾᔪᑎᒃᓴᑦ ᑎᑎᕋᖏᑦ.

5.2.5 ᕿᓂᓚᐅᙱᓂᖏᓂ ᓄᓇᕗᒻᒥ ᐆᒪᔪᓕᕆᔨᕐᔪᐊᒃᑯᑦ ᐊᖏᖅᓯᒪᖕᒪᖔᑕ ᐱᓗᐊᖅᑕᐃᓕᒪᑎᑦᑎᔾᔪᑎᒃᓴᓄᑦ ᐃᓄᐃᑦ ᐊᖑᓇᓱᒃᑎᓄᑦ ᐊᖑᓇᓱᒍᓐᓇᖅᑕᖏᓐᓄᑦ ᐃᓗᖏᓐᓂ ᑲᓇᑕᒥ ᐆᒪᔪᖃᕐᕖᑦ ᐅᕝᕙᓘᓃᑦ ᐅᑎᖅᑕᐸᑦᑐᓄᑦ ᑎᖕᒥᐊᓄᑦ ᓴᐳᔾᔨᐅᓯᒪᕕᒃ, ᑲᓇᑕᒥ ᐆᒪᔪᓕᕆᔨᕐᔪᐊᑯᑦ ᐅᖃᖃᑎᒋᓗᒋᑦ ᕿᒥᕐᕈᐊᖃᑎᒋᓗᒋᑦ ᓄᓇᕗᑦ ᑐᓐᖓᕕᒃ ᑎᒥᖓ ᐊᒻᒪᓗ ᐊᒃᑑᑎᔪᑦ ᐊᐅᓚᑦᑎᖃᑎᒌᖕᓂᕐᒧᑦ ᑲᑎᒪᔨᕋᓛᑦ ᓇᓂᓯᓇᓱᓪᓗᑎᒃ ᐊᓯᐊᒍᑦ ᐱᖁᔭᕋᓛᑦ ᐋᕿᒃᓯᔪᓐᓇᕐᓗᑎᒃ ᐊᐃᕙᐅᑕᐅᔪᓂᒃ ᐱᑦᓗᒍ ᓇᑦᓚᐊᖕᓂᒃ ᖃᓄᐃᓕᐅᕈᑕᐅᔪᒥᒃ.

5.3 ᐊᖑᓇᓱᒋᐊᕈᔾᔭᕙᒃᑐᑦ

5.3.1 ᒪᓕᒃᑐᖅ ᐃᓚᖓ 5 *ᓄᓇᕗᒻᒥᒃ ᓄᓇᑖᕈᑎᓄᑦ ᐊᖏᕈᑎᓂ*, ᐃᓚᒋᔭᐅᓪᓗᑎᒃ ᓇᓚᐊᑐᐃᓐᓇᖅ ᐱᓗᐊᖅᑕᐃᓕᒪᑎᑦᑎᔾᔪᑎᖏᑦ ᓴᕿᑕᐅᓯᒪᔪᑦ ᑖᒃᑯᓇᖓᑦ ᓄᓇᕗᒻᒥ ᐆᒪᔪᓕᕆᔨᕐᔪᐊᒃᑯᓂᑦ ᒪᓕᒡᓗᒍ ᐅᓇ ᐃᓚᖓ, ᐃᓄᒃ ᐊᐅᓪᓚᑭᔾᔨᓯᒪᔪᓐᓇᖅᑐᖅ, ᓚᐃᓴᓯᖃᙱᑲᓗᐊᕐᓗᓂ, ᐱᔪᓐᓇᐅᑎᖃᙱᑦᑐᓂ, ᐅᕝᕙᓘᓐᓃᑦ ᐊᑭᖃᙱᑦᑐᓂ ᒪᓕᒡᓗᒍ ᐊᑖᓂ *ᑲᓇᑕᐅᑉ ᓂᕐᔪᑎᖏᓐᓄᑦ ᐱᖁᔭᕐᔪᐊᖅ* ᐊᒻᒪᓗ *ᑎᖕᒥᐊᓄᑦ ᑎᑭᑉᐸᒃᑐᑦ ᑲᑎᒪᔪᓂ ᐊᖏᕈᑎᒋᓯᒪᔭᖓ ᐱᖁᔭᕐᔪᐊᖅ*, ᐊᐅᓪᓚᑭᔾᔨᓯᒪᓗᑎᒃ ᐅᕝᕙᓘᓐᓃᑦ ᐊᖑᓇᓱᒋᐊᕐᑎᑦᑎᓯᒪᓗᑎᒃ ᐊᒻᒪᓗ ᐱᖁᑎᖏᓐᓂᒃ ᑕᒪᐅᓇ ᑲᓇᑕᒥ ᓂᕐᔪᑎᓄᑦ ᓄᓇᖁᑎᖏᑦ ᐅᕝᕙᓘᓐᓃᑦ ᑎᖕᒥᐊᓄᑦ ᑎᑭᐸᒃᑐᓄᑦ ᓴᐳᓐᓂᐊᕐᕕᑦ ᐅᐸᒡᓗᒋᑦ ᑖᒃᑯᐊ ᐅᕝᕙᓘᓐᓃᑦ ᓯᓚᑖᓄᑦ ᑲᓇᑕᒥ ᓂᕐᔪᑎᓄᑦ ᓄᓇᖁᑎᖏᑦ ᐅᕝᕙᓘᓐᓃᑦ ᑎᖕᒥᐊᓄᑦ ᑎᑭᐸᒃᑐᓄᑦ ᓴᐳᓐᓂᐊᕐᕕᑦ. ᑐᑭᓯᓇᑦᑎᐊᑲᓐᓂᕐᓂᐊᕐᒪᑦ, ᐅᓇ ᐊᖏᕈᑎᓃᑦᑐᖅ ᐊᒃᑐᐃᓇᓱᐊᙱᑦᑐᖅ ᑕᐃᒪᓐᓇᐅᔭᕆᐊᖃᖅᑎᑕᐅᔪᓄᑦ ᐊᖑᓇᓱᒋᐊᕈᔾᔭᓯᒪᕙᒃᑐᓄᑦ ᐱᔪᓐᓇᖅᓂᐊᕐᒪᑕ ᐱᔪᓐᓇᐅᑎᓂᒃ.

5.3.2 ᒪᓕᒃᑐᖅ ᐃᓚᖓ 5 *ᓄᓇᕗᒻᒥᒃ ᓄᓇᑖᕈᑎᓄᑦ ᐊᖏᕈᑎᓂ*, ᐃᓚᒋᔭᐅᓪᓗᑎᒃ ᓇᓚᐊᑐᐃᓐᓇᖅ ᐱᓗᐊᖅᑕᐃᓕᒪᑎᑦᑎᔾᔪᑎᖏᑦ ᓴᕿᑕᐅᓯᒪᔪᑦ ᑖᒃᑯᓇᖓᑦ ᓄᓇᕗᒻᒥ ᐆᒪᔪᓕᕆᔨᕐᔪᐊᒃᑯᓂᑦ ᒪᓕᒡᓗᒍ ᐅᓇ ᐃᓚᖓ, ᑕᐃᒪᓗ ᐊᐅᓪᓚᑭᔨᓯᒪᔪᓐᓇᖅᑐᑦ ᐊᒻᒪᓗ ᐊᖑᓇᓱᒋᐊᕐᑎᑦᑎᓯᒪᔪᓐᓇᖅᑐᑦ ᐅᕝᕙᓘᓐᓃᑦ ᐱᖁᑎᖏᓐᓂᒃ ᑕᒪᐅᓇ *ᑲᓇᑕᒥ ᐆᒪᔪᓕᕆᓂᕐᒧᑦ ᐱᖁᔭᕐᔪᐊᖅ* ᐅᕝᕙᓘᓐᓃᑦ *ᑎᖕᒥᐊᑦ ᐅᑎᖅᑕᐸᒃᑐᐃᑦ ᐱᔾᔪᑕᐅᓂᖏᓐᓄᑦ ᐱᖁᔭᖅ* ᑕᐃᑯᖓᐅᓗᑎᒃ ᐅᕝᕙᓘᓐᓃᑦ ᓯᓚᑖᓄᑦ ᑲᓇᑕᒥ ᐆᒪᔪᖃᕐᕖᑦ ᐅᑎᖅᑕᐸᑦᑐᓄᑦ ᑎᖕᒥᐊᓄᑦ ᓴᐳᔾᔨᐅᓯᒪᕕᒃ, ᐃᓄᒃ ᐊᐅᓪᓚᑭᔾᔨᓯᒪᔪᓐᓇᖅᑐᖅ, ᓚᐃᓴᓯᖃᙱᑲᓗᐊᕐᓗᓂ, ᐱᔪᓐᓇᐅᑎᖃᙱᑦᑐᓂ, ᐅᕝᕙᓘᓐᓃᑦ ᐊᑭᖃᙱᑦᑐᓂ ᒪᓕᒡᓗᒍ ᐊᑖᓂ *ᑲᓇᑕᒥ ᐆᒪᔪᓕᕆᓂᕐᒧᑦ ᐱᖁᔭᕐᔪᐊᖅ* ᐊᒻᒪᓗ *ᑎᖕᒥᐊᑦ ᐅᑎᖅᑕᐸᒃᑐᐃᑦ ᐱᔾᔪᑕᐅᓂᖏᓐᓄᑦ ᐱᖁᔭᖅ*, ᐱᓯᒪᔭᓐᓇᖅᑐᖅ ᐊᒻᒪᓗ ᐊᑐᕈᓐᓇᖅᑐᖅ ᖁᑭᐅᑎᒥᓂᒃ ᐃᒻᒥᓂᒃ ᓴᐳᓐᓂᐊᕐᓗᓂ ᐅᕝᕙᓘᓐᓃᑦ ᓴᐳᑎᓗᒋᑦ ᐊᐅᓪᓚᑭᑎᓯᒪᔭᓂ.

5.4 ᐲᖅᑕᐅᔪᓐᓇᕐᓂᖏᖅ ᐅᒃᑯᓯᒃᓴᑦ

5.4.1 ᐅᖃᖅᓯᒪᔪᖅ ᐊᒻᒪᓗ ᒪᓕᒋᐊᓕᒃ 19.9.4 ᐊᒻᒪᓗ 19.9.9 *ᓄᓇᕗᒻᒥᒃ ᓄᓇᑖᕈᑎᓄᑦ ᐊᖏᕈᑎᑦ*, ᐃᓄᒃ ᐱᔪᓐᓇᕐᓂᖃᖅᑐᖅ ᐲᖅᓯᔪᓐᓇᖅᓗᓂ ᑎᑭᓪᓗᒍ 50 ᑭᐅᐱᒃ ᔫᑦᔅ ᐊᕐᕌᒍᑕᓖᑦ ᓴᓇᖕᒍᐊᒐᒃᓴᒥᓂᒃ ᐅᒃᑯᓯᒃᓴᓕᖕᓂᒃ ᒐᕙᒪᒃᑯᑦ ᓄᓇᖁᑖᓂ ᐃᓗᖏᓂ ᑲᓇᑕᒥ ᐆᒪᔪᖃᕐᕖᑦ ᐊᒻᒪᓗ ᐅᑎᖅᑕᐸᑦᑐᓄᑦ ᑎᖕᒥᐊᓄᑦ ᓴᐳᔾᔨᐅᓯᒪᕕᒃ, ᐊᒻᒪᓗ ᖃᓄᑐᐃᓐᓇᖅ ᐊᖏᑎᒋᔪᓂᒃ ᓴᓇᖕᒍᐊᒐᒃᓴᓂᒃ ᐃᓗᐊᓂ

ᓄᓇᕗᑦ ᓄᓇᖁᑎᖏᓐᓂ ᐃᓗᖏᓂ ᑲᓇᑕᒥ ᐆᒪᔪᖃᕐᕖᑦ ᐊᒻᒪᓗ ᐅᑎᖅᑕᐸᑦᑐᓄᑦ ᑎᖏᐊᓄᑦ ᓴᐳᔾᔭᐅᓯᒪᕕᒃ.

5.4.2 ᐃᓅᑉ ᐊᑐᕈᓐᓇᖅᑕᖏᑦ ᐱᔪᓐᓇᕐᓂᖃᕐᓂᓂ ᐅᖃᖅᓯᒪᔪᑦ ᐊᖏᕈᑎᑦ 5.4.1, ᐊᑐᕈᓐᓇᕐᓗᒍ ᐋᔭᐃᔪᓐᓇᕐᓗᑎᑦ ᐊᒻᒪᓗ ᐊᒡᔭᖅᑐᕐᓗᒋᑦ ᓴᓇᙳᐊᒐᒃᓴᐃᑦ ᒪᓕᑦᑎᐊᕐᓗᑎᒃ ᓴᐳᓐᓂᐊᕐᓂᕐᒥᒃ ᓂᕐᔪᑎᓂᒃ ᐊᒻᒪᓗ ᓂᕐᔪᑎᑦ ᐃᓂᖏᓐᓂᒃ, ᐃᓚᒋᔭᐅᓗᑎᒃ ᐋᕿᑦᑎᐊᖅᓯᒪᐃᓐᓇᕐᓗᒍ ᖃᓄᐃᖏᑦᑎᐊᖁᓪᓗᖏ ᓂᕐᔪᑎᑦ.

5.4.3 ᐊᒃᑑᑎᔪᑦ ᐊᐅᓚᑦᑎᖃᑎᒌᖕᓂᕐᒧᑦ ᑲᑎᒪᔨᕋᓛᑦ ᐅᖃᐅᔾᔨᓗᑎᒃ ᑖᒃᑯᓂᖓ ᑲᓇᑕᒥ ᐆᒪᔪᓕᕆᔨᕐᔪᐊᒃᑯᑦ, ᐃᓄᐃᑦ ᐊᑐᖅᓯᔪᑦ ᐱᔪᓐᓇᕐᓂᕐᒥᒍᑦ ᐊᑖᓂ ᐊᖏᕈᑎᑦ 5.4.1 ᐊᒻᒪᓗ 5.4.2 ᐊᒻᒪᓗ, ᑕᐃᒪᓐᓇᐅᒍᓂ ᐃᓄᐃᑦ ᓄᓇᖁᑎᖏᓂ ᐃᓗᐊᓂ ᑲᓇᑕᒥ ᐆᒪᔪᖃᕐᕖᑦ ᐅᕝᕙᓘᓐᓃᑦ ᐅᑎᖅᑕᐸᑦᑐᓄᑦ ᑎᖏᐊᓄᑦ ᓴᐳᔾᔭᐅᓯᒪᕕᒃ, ᐊᑑᑎᔪᓂᑦ ᐊᕕᒃᑐᖅᓯᒪᔪᑦ ᐃᓄᐃᑦ ᑲᑐᔾᔨᖃᑎᒌᖕᒋᑦ, ᓴᐳᓐᓂᐊᕐᓂᕐᒧᑦ ᐊᒻᒪᓗ ᐋᕿᒃᓯᔾᔪᐊᑎᑎᕆᓗᑎᑦ ᐊᐃᕙᐅᑕᐅᔪᓄᑦ ᐱᑦᑐᒋᑦ ᐋᖅᓯᓂᖅ ᐊᒻᒪᓗ ᐊᒡᔭᖅᑐᐃᓂᖅ ᓴᓇᙳᐊᒐᒃᓴᓂᖅ ᑖᒃᑯᓇᖓᑦ ᑲᓇᑕᒥ ᐆᒪᔪᖃᕐᕖᑦ ᐊᒻᒪᓗ ᐅᑎᖅᑕᐸᑦᑐᓄᑦ ᑎᖏᐊᓄᑦ ᓴᐳᔾᔭᐅᓯᒪᕕᒃ.

5.4.4 ᒪᓕᒡᓗᑎᒃ ᐊᖏᕈᑎᓂ 5.4.1 ᐊᒻᒪᓗ 5.4.2, ᐊᐅᓚᑦᑎᔾᔪᑎᒃᓴᓄᑦ ᐸᕐᓇᐅᑎᑦ ᓇᓗᓇᐃᖅᓯᓯᒪᓗᑎᒃ ᑭᓱᓂᖏᓐᓂᒃ ᓴᓇᙳᐊᒐᒃᓴᐃᑦ ᐅᒃᑯᓯᒃᓴᐃᑦ ᐃᓗᐊᓃᑦᑐᑦ ᑲᓇᑕᒥ ᐆᒪᔪᖃᕐᕖᑦ ᐊᒻᒪᓗ ᐅᑎᖅᑕᐸᑦᑐᓄᑦ ᑎᖏᐊᓄᑦ ᓴᐳᔾᔭᐅᓯᒪᕕᒃ, ᐊᒻᒪᓗ ᐃᓚᖃᖅᑐᒋ ᐊᑐᓕᖁᔭᐅᔪᓂᒃ ᑐᑭᒧᐊᒃᑎᑦᑎᓂᐊᖅᑐᓂᒃ ᐋᔭᐃᓂᐊᕐᓗᑎᒃ ᐊᒻᒪᓗ ᐊᒡᔭᖅᑐᐃᓂᐊᕐᓗᑎᒃ ᓴᓇᙳᐊᒐᒃᓴᓂᒃ ᐅᕝᕙᓘᓐᓃᑦ ᐊᐃᕙᑎᑦᑎᑕᐃᓕᓗᑎᒃ ᐊᒻᒪᓗ ᐊᐃᕙᐅᑕᐅᔪᓂ ᐋᕿᒃᓯᖃᑦᑕᕐᓗᑎᒃ ᐱᑦᑐᒋᑦ ᐋᔭᐃᓂᖅ ᐊᒻᒪᓗ ᐊᒡᔭᖅᑐᐃᓂᖅ. ᑕᒪᒃᑯᐊ ᐊᑐᓕᖁᔭᐅᔪᑦ ᐊᑑᑎᖃᖅᑐᑦ ᐃᓄᐃᑦ ᐊᖏᕈᑎᓂ ᐅᐃᒍᐊᓂ ᐆᒪ ᐃᓄᐃᑦ ᐊᒃᑐᖅᑕᐅᓂᐊᖅᓂᖏᓐᓄᑦ ᐱᕝᕚᓪᓕᕈᑕᐅᔪᓐᓇᖅᑐᓄᑦ ᐊᖏᕈᑏᑦ.

5.5 ᓄᑖᑦ ᓄᓇᓕᕋᓛᑦ

5.5.1 ᐱᔾᔪᑎᒋᓪᓗᒍ ᐅᓇ ᐃᓚᖓ, "ᓄᑖᑦ ᓄᓇᓕᕋᓛᑦ" ᑐᑭᖃᖅᑐᖅ ᓄᓇᓕᕋᓛᑦ ᓴᕿᑕᐅᔪᑦ ᐃᓗᖏᓐᓂ ᑲᓇᑕᒥ ᐆᒪᔪᖃᕐᕖᑦ ᐊᒻᒪᓗ ᐅᑎᖅᑕᐸᑦᑐᓄᑦ ᑎᖏᐊᓄᑦ ᓴᐳᔾᔭᐅᓯᒪᕕᒃ ᐊᑐᖅᑕᐅᓕᖅᑎᓪᓗᒍ ᐊᖏᕈᑕᐅᓯᒪᓕᖅᑎᓪᓗᒍ *ᓄᓇᕗᒻᒥᒃ ᓄᓇᑖᕈᑎᓄᑦ ᐊᖏᕈᑎᓂ*.

5.5.2 ᐊᐅᓚᑦᑎᔾᔪᑎᒃᓴᓄᑦ ᐸᕐᓇᐅᑎᑦ ᐊᒻᒪᓗ ᐱᓗᐊᖅᑐᒥᒃ ᑲᓇᑕᒥ ᐆᒪᔪᖃᕐᕖᑦ ᐊᒻᒪᓗ ᐅᑎᖅᑕᐸᑦᑐᓄᑦ ᑎᖏᐊᓄᑦ ᓴᐳᔾᔭᐅᓯᒪᕕᒃ ᓇᓗᓇᐃᖅᓯᒪᓗᑎᒃ, ᐊᓯᖏᓐᓂᓪᓗ, ᓄᓇᓂᒃ ᐱᑕᖃᓕᖅᑐᑦ ᓄᑖᑦ ᓄᓇᓕᕋᓛᓂᒃ ᒫᓐᓇ ᒪᓕᑦᑎᐊᙱᑦᑐᖅ ᓴᐳᓐᓂᐊᕐᓂᕐᒧᑦ ᐊᒻᒪᓗ ᓂᕐᔪᑎᑦ ᐃᓂᖏᓐᓄᑦ, ᐃᓚᒋᔭᐅᓪᓗᑎᒃ ᖃᓄᐃᖏᑦᑎᐊᖁᓪᓗᒋᑦ ᓂᕐᔪᑏᑦ.

5.5.3 ᐃᓄᒃ ᐋᕿᒃᓯᔪᓐᓇᖅᑐᖅ ᓄᑖᒥᒃ ᓄᓇᓕᕋᓛᓂᒃ ᓇᓂᑐᐃᓐᓇᖅ ᐃᓗᖏᓐᓂ ᑲᓇᑕᒥ ᐆᒪᔪᖃᕐᕖᑦ ᐅᕝᕙᓘᓐᓃᑦ ᐅᑎᖅᑕᐸᑦᑐᓄᑦ ᑎᖏᐊᓄᑦ ᓴᐳᔾᔭᐅᓯᒪᕕᒃ ᑭᓯᐊᓂ ᓇᓗᓇᐃᖅᓯᒪᔪᖃᖅᑎᓪᓗᒍ ᓄᓇᒥᒃ ᒪᓕᒡᓗᓂ ᐊᖏᕈᑎ 5.5.2.

5.5.4 ᒪᓕᒡᓗᒍ 7.2.2 ᑖᒃᑯᓇᓂ *ᓄᓇᕗᒻᒥᒃ ᓄᓇᑖᕈᑎᓄᑦ ᐊᖏᕈᑎᑦ*, ᓴᕿᑕᐅᓂᖓ ᓄᑖᖅ ᓄᓇᓕᕋᓛᖅ ᐊᖏᖅᑕᐅᔭᕆᐊᓕᒃ ᐊᑑᑎᖃᖅᑐᓂᑦ ᓄᓇᓕᖕᓂ ᐊᖑᓇᓱᒃᑐᓕᕆᔨᒃᑯᓂᒃ ᐅᕝᕙᓘᓐᓃᑦ ᐊᖑᓇᓱᒃᑐᓕᕆᔨᒃᑯᓂᑦ. ᐃᓄᐃᑦ ᓴᕿᑦᑎᔪᒪᔪᑦ ᓄᑖᓂᒃ ᓄᓇᓕᕋᓛᓂᒃ ᐃᓗᐊᓂ ᑲᓇᑕᒥ ᐆᒪᔪᖃᕐᕖᑦ ᐅᕝᕙᓘᓐᓃᑦ ᐅᑎᖅᑕᐸᑦᑐᓄᑦ ᑎᖏᐊᓄᑦ ᓴᐳᔾᔭᐅᓯᒪᕕᒃ ᐅᖃᖃᑎᖃᕐᓗᑎᒃ ᓇᓃᓇᔭᕐᓂᖕᒍᓂᒃ ᓄᓇᓕᒃ ᑖᒃᑯᓄᖓ ᓄᓇᓕᖕᓄᑦ ᐊᖑᓇᓱᒃᑐᓕᕆᔨᒃᑯᓐᓄᑦ ᐊᒻᒪᓗ ᐊᑑᑎᔪᓂᒃ ᓄᓇᒥᒃ ᑲᑐᔾᔨᖃᑎᒌᖕᓄᑦ ᑲᑎᒪᔨᕋᓛᖏᑦ, ᑕᐅᑦᑐᓇᓪᓗᑎᒃ ᒥᑭᔪᒥᒃ ᐊᒃᑐᐃᓯᒪᓂᐊᕐᒪᑕ, ᐱᑕᖃᕐᓂ, ᓂᕐᔪᑎᓄᑦ ᐊᒻᒪᓗ ᓂᕐᔪᑎᑦ ᐃᓂᖏᓐᓄᑦ.

5.5.5 ᑕᐃᒪᓗ ᑲᓇᑕᒥ ᐆᒪᔪᓕᕆᔨᕐᔪᐊᑯᑦ ᖃᐅᔨᒪᓕᕈᑎᒃ ᐅᑯᐊ ᐳᓚᕋᑏᑦ ᐳᓛᕈᒪᒍᑎᒃ ᓄᓇᓕᕋᓛᓄᑦ, ᐱᖃᑎᒋᔭᐅᓗᑎᒃ ᐳᓛᕐᑏᑦ ᐅᖃᐅᓯᐅᓗᓂ ᕿᒥᕐᕈᐊᖃᑎᖃᕐᓗᑎᒃ ᐊᒃᑑᑎᔪᑦ ᐊᐅᓚᑦᑎᖃᑎᒌᖕᓂᕐᒧᑦ ᑲᑎᒪᔨᕋᓛᑦ. ᐅᑯᐊ ᐊᐅᓚᑦᑎᖃᑎᒌᖕᓂᕐᒧᑦ ᑲᑎᒪᔨᕋᓛᑦ ᐅᖃᐅᔾᔨᓯᒪᓂᐊᖅᑐᑦ ᐳᓛᖅᑎᓄᑦ ᓈᒻᒪᒐᔭᕐᒪᖔᑦ ᐳᓛᓇᐊᒃᓴᖓᓂᒃ.

ᐃᓚᖓ 6 — ᑐᓴᐅᒪᑎᑦᑎᓂᖅ, ᑎᑎᕋᖅᓯᒪᔪᕐᑯᑎᖏᑦ ᐊᒻᒪᓗ ᐃᒡᓗᕐᑯᑎᖏᑦ

6.1 ᑐᑭᑖᖅᐸᓪᓕᐊᔾᔪᑎᒃᓴᑦ

6.1.1 ᐅᕙᓂ ᐃᓚᖓᓂ ᐊᑖᓂ ᑎᑎᕋᖅᓯᒪᔪᑦ ᑐᑭᑖᖅᐸᓪᓕᐊᔪᑎᒃᓴᖏᑦ:

(a) ᑎᑎᕋᖅᓯᒪᔪᑦ ᐃᑕᕐᓂᑕᑦ, ᐃᓕᕐᑯᓯᕐᒥᒃ ᐅᓂᒃᑳᖅ, ᐊᒻᒪᓗ ᐅᓂᒃᑳᖅᑐᐊᑦ ᐃᒻᒪᑲᓪᓚᓂᑕᐃᑦ ᑎᑎᕋᖅᓯᒪᔪᖅ ᑕᒪᒃᑯᓂᖓ ᑲᓇᑕᒥ ᐆᒪᔪᖃᕐᕖᑦ ᐊᒻᒪᓗ ᐅᑎᖅᑕᐸᑦᑐᓄᑦ ᑎᖕᒥᐊᓄᑦ ᓴᐳᔾᔨᐅᓯᒪᕙᒃ;

(b) ᓇᓗᓇᐃᕐᓗᒋᑦ ᐱᐅᓯᑐᖃᖃᕐᕖᑦ ᐃᓂᖏᑦ ᐱᒻᒪᕆᐅᔪᑦ ᐃᓄᖕᓄᑦ ᐊᒻᒪᓗ ᓂᕐᔪᑎᖃᕐᕕᐅᔪᑦ ᐱᒻᒪᕆᐅᔪᑦ ᐃᓄᖕᓄᑦ;

(c) ᓴᕿᑦᑎᓗᑎᒃ ᑐᑭᓯᓇᖅᓯᑎᑦᑎᓯᒪᔪᓂᒃ ᑎᑎᕋᖅᓯᒪᔪᓂᒃ ᐃᑲᔫᑎᓂᐊᖅᑐᓂᒃ ᐳᓚᕋᑎᓄᒃ ᐅᑯᐊᓗ ᖃᓄᐃᓴᖏᑦᑐᑦ ᑖᒃᑯᓄᖓ ᑲᓇᑕᒥ ᐆᒪᔪᖃᕐᕖᑦ ᐊᒻᒪᓗ ᐅᑎᖅᑕᐸᑦᑐᓄᑦ ᑎᖕᒥᐊᓄᑦ ᓴᐳᔾᔨᐅᓯᒪᕙᒃ;

(d) ᐃᓕᓐᓂᐊᕐᑎᓪᓗᒋᑦ ᓄᓇᕗᒻᒥ ᓄᓇᖃᖅᑐᑦ ᐊᒻᒪᓗ ᐳᓚᕋᑏᑦ ᐱᓪᓗᒋᑦ ᑲᓇᑕᒥ ᓂᕐᔪᑎᓄᑦ ᓄᓇᕐᑯᑎᖏᑦ ᐊᒻᒪᓗ ᑎᖕᒥᐊᓄᑦ ᑎᑭᐸᒃᑐᓄᑦ ᓴᐳᓐᓂᐊᕐᕕᑦ ᐱᔾᔪᑎᒃᓴᑦ ᐃᓚᒋᔭᐅᓪᓗᑎᒃ, ᐱᓗᐊᖅᑐᒥᒃ, ᐃᓄᐃᑦ ᐱᐅᓯᑐᖃᖏᑦ ᐊᒻᒪᓗ ᐃᒻᒪᑲᓪᓚᒃ ᐊᑐᖅᑕᐅᓂᕐᑯᓂᑦ ᐱᔾᔪᑎᒃᓴᑦ;

(e) ᐊᑐᕐᓗᒋᑦ ᐃᓄᐃᑦ ᐅᖃᐅᓯᖏᑦᑎᑦ ᓄᓇᐃᑦ ᐊᑎᖏᑦ ᐱᓕᕆᕕᐅᔪᓂ ᐊᒻᒪᓗ ᐊᐅᓚᑦᑎᕕᐅᔪᓂ ᑲᓇᑕᒥ ᐆᒪᔪᖃᕐᕖᑦ ᐊᒻᒪᓗ ᐅᑎᖅᑕᐸᑦᑐᓄᑦ ᑎᖕᒥᐊᓄᑦ ᓴᐳᔾᔨᐅᓯᒪᕙᒃ; ᐊᒻᒪᓗ

(f) ᖃᐅᔨᒪᔭᐅᓕᕐᑎᓪᓗᒋᑦ ᑐᑭᓯᔭᐅᑦᑎᐊᕐᓗᑎᒃ *ᐃᓄᐃᑦ ᖃᐅᔨᒪᔭᑐᖃᖏᑦ*, ᐊᒻᒪᓗ ᐊᓯᖏᑦ ᐱᓯᒪᔪᑦ ᐃᓄᐃᑦ ᐱᐅᓯᑐᖃᖏᓐᓄᑦ ᐊᒻᒪᓗ ᐃᓅᓯᕆᓚᐅᖅᑕᖏᓐᓄᑦ.

6.2 ᐃᓄᒃᑎᑑᖓᓗᒋᑦ

6.2.1 ᒪᓕᒡᓗᒍ ᐅᓇ 8.4.16 *ᓄᓇᕗᒻᒥᒃ ᓄᓇᑖᕈᑎᓄᑦ ᐊᖏᕈᑎᑦ*, ᖄᖓᒍᓪᓗ ᐊᓯᖏᑦ ᐃᓄᒃᑎᑑᕆᐊᓕᑦ ᑐᑭᓯᓇᖅᓯᑎᓯᒪᔭᕆᐊᓕᑦ ᐃᓗᓕᖏᓐᓂᑦ ᐃᓄᐃᑦ ᐊᒃᑐᖅᑕᐅᓂᐊᕐᓂᖏᓐᓄᑦ ᐱᕚᓪᓕᕈᑕᐅᔪᓐᓇᖅᑐᓄᓪᓗ ᐊᖏᕈᑏᑦ, ᑲᓇᑕᒥ ᐆᒪᔪᓕᕆᔨᕐᔪᐊᑯᑦ ᐃᒪᓐᓇᐅᓂᐊᖅᑐᑦ, ᓇᖕᒥᓂᖅ ᐊᑭᓖᓗᑎᒃ, ᐃᓄᒃᑎᑑᓕᖅᑕᐅᑎᓪᓗᒋᑦ, ᐊᒻᒪᓗ ᐊᑐᐃᓐᓇᐃᓕᖅᑎᓪᓗᒋᑦ ᑕᒪᕐᒥᒃ ᐃᓄᒃᑎᑐᑦ ᑎᑎᕋᖅᓯᒪᓗᒋᑦ (ᑖᒃᑯᐊᓗ ᖃᕆᓴᐅᔭᓃᑦᑐᑦ), ᓂᐱᓕᐅᖅᓯᒪᔪᑦ ᐊᒻᒪᓗ ᑕᕆᔭᐅᓯᐊᖑᓯᒪᔪᑦ ᓴᕿᑕᐅᓯᒪᔪᑦ ᐃᓕᓐᓂᐊᕈᑎᒃᓴᐅᓪᓗᑎᒃ ᑐᓴᕐᑎᑦᑎᔾᔪᑕᐅᓗᑎᒃ ᐃᓄᓕᒫᓄᑦ ᐱᓪᓗᒋᑦ ᐃᓗᖏᓐᓂ ᑲᓇᑕᒥ ᐆᒪᔪᖃᕐᕖᑦ ᐊᒻᒪᓗ ᐅᑎᖅᑕᐸᑦᑐᓄᑦ ᑎᖕᒥᐊᓄᑦ ᓴᐳᔾᔨᐅᓯᒪᕙᒃ.

6.3 ᐱᓕᕆᐊᒃᓴᓄᑦ ᑮᓇᐅᔭᒃᓴᐅᔪᓐᓇᖅᑐᑦ

6.3.1 ᒪᓕᒡᓗᒍ ᐊᖏᕈᑎ 15.2.1, ᑲᓇᑕᒥ ᐆᒪᔪᓕᕆᔨᕐᔪᐊᑯᑦ ᑐᓂᓯᓂᐊᖅᑐᑦ ᑖᒃᑯᓄᖓ ᓄᓇᕗᑦ ᑐᓐᖓᕕᒃ ᑎᒥᖓ ᑖᒃᑯᓂᖓ ᐃᓄᐃᑦ ᐊᒃᑐᖅᑕᐅᓂᐊᕐᓂᖏᓐᓄᑦ ᐱᕚᓪᓕᕈᑕᐅᔪᓐᓇᖅᑐᓄᓪᓗ ᐊᖏᕈᑏᑦ ᐊᑐᓕᖅᑎᑕᐅᕚᓪᓕᐊᓂᐊᖅᑐᓄᑦ ᑮᓇᐅᔭᒃᓴᐃᑦ ᖃᑦᓯᑖᓚᐅᓂᖏᑦ ᓇᓗᓇᐃᖅᓯᒪᔪᑦ ᑎᑎᕋᖅᓯᒪᔪᑦ 3 ᐊᒻᒪᓗ 4 ᐊᖏᕈᑎᓂ ᐅᐃᒍᖅ 15-1 ᐱᓂᕆᓂᐊᕐᓗᒋᑦ ᑭᓱᕐᑯᑎᒋᓂᐊᖅᑕᖏᑦ ᐊᒻᒪᓗ ᐃᓄᒃᑎᑑᓕᖅᓯᒪᒋᐊᓕᑦ ᑐᑭᓕᐅᕆᐊᓖᑦ. ᓄᓇᕗᑦ ᑐᓐᖓᕕᒃ ᑎᒥᖓ ᐊᑐᕆᐊᖃᖅᑕᖓᑦ ᐊᑖᓂ ᐃᓚᖓ 6.4 ᑎᑭᓪᓗᒍ 6.8 ᒪᓕᒃᑐᑦ ᑭᓯᐊᓂ ᑮᓇᐅᔭᒃᓴᖃᕈᑎᒃ.

6.4 ᐱᖁᑎᖏᒃ ᐱᔾᔪᑎᒃᓴᑦ ᐱᒻᒪᕆᐅᔪᑦ ᐃᓄᖕᓄᑦ: ᑕᒪᐃᓐᓄᑦ ᒪᓕᒃᑕᐅᒋᐊᓖᑦ

6.4.1 ᓄᓇᕗᑦ ᑐᓐᖓᕕᒃ ᑎᒥᖓ ᑳᓐᑐᕌᒃᓯᓂᐊᖅᑐᑦ ᑎᑎᕋᖅᑕᐅᓗᑎᒃ ᐱᖁᑎᖏᑦ ᐱᔾᔪᑎᒃᓴᑦ ᐱᒻᒪᕆᐅᔪᑦ ᐃᓄᖕᓄᑦ (“ᐅᑯᐊ ᐱᖁᑎᖏᑦ”), ᐊᑖᓂ ᑎᑎᖃᖅᓯᒪᔪᑦ ᐊᖏᖅᑕᐅᓯᒪᔪᑦ ᑳᓐᑐᕌᒃᑕᐅᓯᒪᔪᓄᑦ ᐱᐅᓯᑦ ᐊᒻᒪᓗ ᐱᓕᕆᔾᔪᓯᑦ, ᑕᒪᐃᓐᓄᑦ ᐅᕝᕙᓘᓐᓃᑦ ᐃᓚᖏᓐᓄᑦ ᑲᓇᑕᒥ ᐆᒪᔪᖃᕐᕖᑦ ᐊᒻᒪᓗ ᐅᑎᖅᑕᐸᑦᑐᓄᑦ ᑎᖕᒥᐊᓄᑦ ᓴᐳᔾᔭᐅᓯᒪᕕᒃ ᓇᓗᓇᐃᖅᓯᒪᔪᑦ 6-1. ᐅᑯᐊ ᐱᖁᑎᖏ ᐃᖏᕐᕋᓯᑎᑕᐅᓂᐊᖅᑐᑦ ᐊᒻᒪᓗ ᐱᔭᕇᖅᑕᐅᓗᑎᒃ ᐊᑐᓕᖅᑎᑕᐅᔭᕆᐊᖃᖅᑐᓂᒃ ᐸᕐᓇᐅᑎᓂ ᒪᓕᒡᓗᑎᒃ 15.3.1.

6.4.2 ᐱᔾᔪᑎᖏᑦ ᐱᖁᑎᖃᕈᑎᒋᓪᓗᒋᑦ ᐅᑯᐊ:

(a) ᐃᑲᔪᕐᓗᒋᑦ ᐱᕙᓪᓕᐊᑎᑦᑎᓂᖅ ᐊᐅᓚᑦᑎᔾᔪᑎᒃᓴᓄᑦ ᐸᕐᓇᐅᑎᑦ;

(b) ᐃᑲᔪᕐᓗᒋᑦ ᐱᕙᓪᓕᐊᑎᑕᐅᓂᖏᑦ ᑐᑭᓯᓇᖅᓯᑎᑦᑎᓂᖅ ᐃᓄᒃᑎᑑᓕᕆᓂᖅ ᑭᓱᑐᐃᓐᓇᓂᒃ ᓇᓗᓇᐃᖅᓯᒪᔪᑦ ᐃᓚᖓᓂ 6.8;

(c) ᑎᑎᖃᑦ ᑐᓴᐅᒪᑎᑦᑎᔪᑦ ᐱᐅᓯᑐᖃᕐᓄᑦ ᐱᒻᒪᕆᐅᔪᓂᒃ ᐃᓄᖕᓄᑦ; ᐊᒻᒪᓗ

(d) ᐃᑲᔪᕐᓗᒋᑦ ᐱᕙᓪᓕᐊᑎᑕᐅᓂᖏ ᐃᓄᒃᑎᑐᑦ ᓄᓇᐃᑦ ᐊᑎᖏᑦ ᑖᒃᑯᓄᖓ, ᑲᓇᑕᒥ ᐆᒪᔪᖃᕐᕖᑦ, ᐅᑎᖅᑕᐸᑦᑐᓄᑦ ᑎᖕᒥᐊᓄᑦ ᓴᐳᔾᔭᐅᓯᒪᕕᒃ ᐊᒻᒪᓗ ᓄᓇᒋᔭᐅᔪᑦ ᐃᓗᐊᓂ.

6.4.3 ᐱᖁᑎᖏᑦ ᐅᑯᐊ ᐃᓚᒋᔭᐅᓂᐊᖅᑐᑦ ᑎᑭᐅᓯᒪᓗᒋᑦ ᓈᒻᒪᒋᔭᖏᓐᓄᑦ ᐃᓄᐃᑦ ᐱᓇᓱᐊᖅᑎᒌᓄᑦ:

(a) ᐃᓄᐃᑦ ᐅᖃᐅᓯᑐᖃᖏᑦ ᐱᓕᕆᐊᖑᔪᑦ ᐊᒻᒪᓗ ᐃᑕᕐᓂᑕᖃᖅᑐᑦ ᐱᓕᕆᐊᖑᔪᑦ ᓇᓗᓇᐃᖅᓯᒪᔪᑦ ᐃᓚᖓ 6.5 ᐊᒻᒪᓗ 6.6 ᐊᑖᓂ;

(b) ᓇᓗᓇᐃᖅᓯᒪᔪᑦ ᐊᒻᒪᓗ ᑭᓲᓂᖏᑦ ᓂᕐᔪᑎᖃᖅᑐᑦ ᓄᓇᐃᑦ ᐱᒻᒪᕆᐅᔪᑦ ᐃᓄᖕᓄᑦ ᐊᒻᒪᓗ ᐱᐅᓯᑐᖃᖃᕐᕕᑦ ᐃᓂᖏᑦ ᐱᒻᒪᕆᐅᔪᑦ ᐃᓄᖕᓄᑦ; ᐊᒻᒪᓗ

(c) ᓇᓗᓇᐃᖅᓯᒪᔪᑦ ᑖᒃᑯᐊᖑᔪᓐᓇᖅᑐᑦ ᐃᓄᒃᑎᑐᑦ ᐊᑎᖏᑦ ᑲᓇᑕᒥ ᐆᒪᔪᖃᕐᕖᑦ, ᐅᑎᖅᑕᐸᑦᑐᓄᑦ ᑎᖕᒥᐊᓄᑦ ᓴᐳᔾᔭᐅᓯᒪᕕᒃ ᐊᒻᒪᓗ ᐊᑑᑎᖃᖅᑐᑦ ᓄᓇᐃᑦ ᐃᓗᐊᓂ, ᐅᕙᓂ ᐅᖃᖅᓯᒪᔪᑦ 6.7.1 ᐊᑖᓂ.

6.4.4 ᓂᕐᔪᑎᖃᖅᑐᑦ ᓄᓇᐃᑦ ᐱᒻᒪᕆᐅᔪᑦ ᐃᓄᖕᓄᑦ ᐊᒻᒪᓗ ᐱᐅᓯᑐᖃᖃᕐᕕᑦ ᐃᓂᖏᑦ ᐱᒻᒪᕆᐅᔪᑦ ᐃᓄᖕᓄᑦ ᓇᓗᓇᐃᖅᑕᐅᓗᑎᒃ ᑕᒪᓐᓇ ᐅᓂᒃᑳᖅᑐᐊᖏᑦᑎᒍᑦ ᐊᐱᖅᓱᖅᑕᐅᓗᑎᒃ ᓂᐱᓕᐅᖅᑕᐅᓗᑎᒃ, ᕿᒥᕐᕈᐊᖅᑕᐅᓗᑎᒃ ᒫᓐᓇᐅᔪᖅ ᐱᑕᖃᖅᑐᑦ ᑎᑎᖃᖅᓯᒪᔪᑦ, ᐅᕝᕙᓘᓐᓃᑦ ᕿᒥᕐᕈᐊᖃᑎᒋᓗᒋᑦ ᓄᓇᓕᖕᓂ ᐃᓄᐃᑦ ᐊᒻᒪᓗ ᐊᖑᓇᓱᒃᑐᓕᕆᔨᒃᑯᑦ, ᐅᑯᐊ ᓄᓇᕗᒻᒥ ᐆᒪᔪᓕᕆᔨᕐᔪᐊᒃᑯᑦ, ᐊᕙᑎᓕᕆᔨᒃᑯᑦ (ᓄᓇᕗᑦ), ᐱᐅᓯᑐᖃᓕᕆᔨᒃᑯᑦ, ᐊᒻᒪᓗ ᐃᓄᐃᑦ ᐱᖁᑎᑐᖃᖏᓐᓂᒃ ᓇᐅᑦᓯᖅᑐᕐᑏᑦ. ᑕᐃᑲᓂ ᐅᓄᓅᖅᓯᒪᓗᐊᓐᖏᓗᒋᑦ, ᓂᕐᔪᑎᖃᕐᕕᐅᔪᑦ ᓄᓇᐃᑦ ᐱᒻᒪᕆᐅᔪᑦ ᐃᓄᖕᓄᑦ ᐅᓂᒃᑳᖏᑦ ᐃᓚᖃᕐᓗᓂᒃ ᓇᓃᓐᓂᖏᑦ ᓄᓇᐃᑦ ᐊᒻᒪᓗ ᑭᓲᓂᖏᑦ ᓂᕐᔪᑎᖏᒃ ᐊᒻᒪᓗ ᐱᒻᒪᕆᐅᔾᔪᑎᖏᑦ ᐃᓄᖕᓄᑦ.

6.4.5 ᐱᑕᖅᑐᑦ ᐅᓂᒃᑳᖅᑐᐊᑦ, ᐃᑕᕐᓂᑕᖃᕐᕕᑦ ᐊᒻᒪᓗ ᓂᕐᔪᑎᓂᒃ ᖃᐅᔨᒪᑎᑦᑎᕕᐅᔪᑦ ᐊᑐᖅᑕᐅᓗᑎᒃ ᐱᖁᑎᓂᑦ, ᐊᒻᒪᓗ ᐅᓂᒃᑳᖅᑐᐊᑦ ᐊᒻᒪᓗ ᐃᑦᑕᕐᓂᑕᑕᓕᕆᔾᔪᑕᐅᔪᑦ ᐊᔾᔨᐆᖏᓐᓂᒃ ᐱᓕᕆᔪᖃᓐᖏᓪᓗᑎᒃ ᒫᓐᓇᐅᔪᖅ ᑐᓴᐅᒪᔭᐅᔪᑦ.

6.4.6 ᐱᓕᕆᕙᓪᓕᐊᓕᕐᓂᐊᕐᓗᒋᑦ ᐱᖁᑎᖏᑦ, ᓄᓇᕗᑦ ᑐᓐᖓᕕᒃ ᑎᒥᖓ ᑳᓐᑐᕌᒃᓯᒪᔭᖏᑦ ᓴᓇᔭᕆᐊᖃᕐᓂᐊᖅᑐᑦ, ᐊᑑᑎᖅᑐ, ᑖᒃᑯᓄᖓ ᐊᕙᑎᓕᕆᔨᒃᑯᑦ (ᓄᓇᕗᑦ), ᐱᐅᓯᑐᖃᓕᕆᔨᒃᑯᑦ, ᐊᒻᒪᓗ ᐃᓄᐃᑦ ᐱᖁᑎᑐᖃᖏᓐᓂᒃ ᓇᐅᑦᓯᖅᑐᕐᑏᑦ, ᐊᑑᑎᖅᑐᑦ ᐊᐅᓚᑦᑎᖃᑎᒌᖕᓂᕐᒧᑦ

ᑲᑎᒪᔨᕋᓛᑦ ᐊᒻᒪᓗ ᓄᓇᓕᖕᓂ ᐃᓄᐃᑦ. ᑕᒪᕐᒥᒃ ᐱᖁᑎᖏᑦ ᓴᓇᔭᐅᔪᑦ ᒪᓕᑦᑎᐊᕐᓗᑎᒃ ᑕᐃᒪᓐᓇᐅᔭᕆᐊᖃᖅᑎᑕᐅᔪᓂᒃ *ᓄᓇᕗᒻᒥ ᐃᑕᕐᓂᑕᓕᕆᓂᖅ ᐊᒻᒪᓗ ᐅᔭᕋᖑᖅᓯᒪᔪᓂᒃ ᐃᓂᖏᓄᑦ* ᐱᖁᔭᕋᓛᑦ ᐊᒻᒪᓗ ᐃᓚᖓ 33 *ᓄᓇᕗᒻᒥᒃ ᓄᓇᑖᕈᑎᓄᑦ ᐊᖏᕈᑎᑦ*, ᐊᑑᑎᖃᕐᑎᓪᓗᒋᑦ.

6.4.7 ᑎᑭᐅᑎᓯᒪᓗᒍ ᐊᑑᑎᖃᕈᓐᓇᕐᓂᖓᒍᑦ, ᓄᓇᕗᑦ ᑐᓐᖓᕕᒃ ᑎᒥᖓ ᐊᑐᐃᓐᓇᐅᓕᖅᑎᓪᓗᒋᑦ ᐱᖁᑎᑦ ᐊᖑᑎᖃᖅᑐᓂ ᐃᓂᖏᓐᓂ ᐊᑕᔪᓄᑦ ᓄᓇᓕᖕᓄᑦ.

6.4.8 ᓄᓇᕗᑦ ᑐᓐᖓᕕᒃ ᑎᒥᖓ ᐱᓕᕆᑦᑎᐊᕐᓂᐊᖅᑐᑦ ᐊᑐᐃᓐᓇᐅᓕᕐᑎᑦᑎᓯᒪᓗᑎᒃ ᐊᐅᓚᑦᑎᖃᑎᒌᖕᓂᕐᒧᑦ ᑲᑎᒪᔨᕋᓛᑦ ᑭᓇᒃᑰᓂᖏᓐᓂᒃ ᓄᐊᑕᐅᓯᒪᔪᓂ ᑕᐃᒪᓐᓇ ᐱᖁᑎᓄ ᐃᑲᔫᑎᒃᓴᓄᑦ ᐱᕚᓪᓕᐊᑎᑦᑎᓂᐊᕐᓗᓂ ᐊᐅᓚᑦᑎᔾᔪᑎᒃᓴᓄᑦ ᐸᕐᓇᐅᑎᑦ.

6.5 ᐅᓂᒃᑳᑐᖃᐃᑦ ᐃᒻᒪᑲᓪᓚᓂᑕᓂᒃ ᐱᓕᕆᐊᖑᔪᖅ

6.5.1 ᐅᑯᐊ ᐅᓂᒃᑳᑐᖃᓕᕆᔪᑦ ᐃᓚᖃᕐᓗᑎᒃ ᐊᐱᒃᓯᐃᓗᑎᒃ ᖃᐅᔨᓴᕐᓗᑎᒃ ᖃᐅᔨᒪᔭᖏᓐᓂᒃ ᐃᓐᓇᑐᖃᐃᑦ ᐊᒻᒪᓗ ᕿᒥᕐᕈᐊᕐᓗᒋᑦ ᐊᑐᐃᓐᓇᐅᔪᑦ ᑎᑎᕋᖅᓯᒪᔪᑦ ᐃᓚᒋᔭᐅᓗᓂ ᑎᑎᕋᖅᓯᒪᔪᑦ 6-1 ᑲᓇᑕᒥ ᐆᒪᔪᖃᕐᕖᑦ ᐊᒻᒪᓗ ᐅᑎᖅᑕᐸᑦᑐᓄᑦ ᑎᖕᒥᐊᓄᑦ ᓴᐳᔾᔭᐅᓯᒪᕕᒃ. ᐊᑑᑎᖃᖅᑐᑦ ᐊᐱᖅᓲᑕᐅᔪᑦ ᖃᐅᔨᓴᕈᑎᑦ ᑭᓲᓕᕆᓂᖏᑦ ᐃᓚᖃᕐᓗᑎᒃ, ᖃᓄᑐᐃᓐᓇᑦᑎᐊᖅ ᐃᓯᓕᕕᖃᓐᖏᑦᑐᑦ:

(a) ᐃᒻᒪᑲᓪᓚᖕᓂ ᐃᓚᒌᒍᓯᖏᑦ ᐃᓄᐃᑦ, ᓂᕐᔪᑎᑦ ᓄᓇᖓᓂ, ᐊᒻᒪᓗ ᐊᖑᓇᓱᒍᓯᖏᑦ ᐊᒻᒪᓗ ᓇᓃᓐᓂᖏᑦ;

(b) ᐅᓂᒃᑳᖅᑐᐊᑦ ᐊᒻᒪᓗ ᐅᓂᒃᑳᑦ;

(c) ᓄᓇᓕᓐᖑᖅᐸᓪᓕᐊᓯᒋᐊᖅᓱᑎᒃ; ᐊᒻᒪᓗ

(d) ᐃᓂᖏᑦ ᐊᒻᒪᓗ ᑭᓲᓂᖏᑦ ᐱᐅᓯᑐᖃᖃᕐᕕᐅᔪᑦ ᐃᓂᖏᑦ ᐱᒻᒪᕆᐅᔪᑦ ᐃᓄᖕᓄᑦ ᐊᒻᒪᓗ ᓂᕐᔪᑎᖃᕐᕕᐅᔪᑦ ᓄᓇᐃᑦ ᐱᒻᒪᕆᐅᔪᑦ ᐃᓄᖕᓄᑦ.

6.5.2 ᐱᓕᕆᔪᒪᔪᑦ ᐃᓐᓇᑐᖃᐃᑦ ᐊᑕᔪᒥᑦ ᓄᓇᓕᖕᓂᑦ ᐊᑑᑎᖃᕐᓴᖅᑐᑦ ᑖᒃᑯᓄᖓ ᐃᓄᐃᒃ ᐱᓇᓱᐊᖃᑎᒌᒃᑐᓂ ᓄᓇᑐᐃᓐᓇᕐᒧᐊᕈᑎᔭᐅᓗᑎᒃ ᐳᓛᕐᑐᒋᑦ ᐃᑕᕐᓂᑕᖃᕐᕕᐅᔪᑦ ᐃᓂᖏᑦ ᐊᒻᒪᓗ ᑐᓂᓗᒋᑦ ᐱᕕᖃᕐᑎᓪᓗᒋᑦ ᐅᓂᑳᕐᑎᑲᓐᓂᕐᓗᒋᑦ ᐊᒻᒪᓗ ᑐᓴᕐᑎᑦᑎᓗᑎᒃ.

6.5.3 ᓄᓇᕗᑦ ᑐᓐᖓᕕᒃ ᑎᒥᖓ ᑳᓐᑐᖀᒃᓯᓯᒪᓗᑎᒃ ᐊᑐᓂ ᑐᓴᕐᑎᑦᑎᔪᑦ ᑎᑎᕋᖅᓯᒪᓗᒋᑦ ᐊᐱᖅᓲᑎᑦ ᖃᐅᔨᓴᕈᑎᑦ ᐅᖃᐅᓯᑐᖃᕐᓂᑦ ᐃᒻᒪᑲᓪᓚᓂᓴᓂᑦ ᐱᓕᕆᔪᑦ, ᐊᒻᒪᓗ ᑐᑭᓯᓇᖅᓯᑎᑦᑎᔪᖅ ᐅᓂᒃᑳᖅ ᖃᓪᓗᓈᑎᑐᑦ ᐊᒻᒪᓗ ᐃᓄᒃᑎᑐᑦ.

6.5.4 ᐱᕙᓪᓕᐊᑎᑕᐅᑎᓪᓗᒋᑦ ᐊᒻᒪᓗ ᑐᓂᐅᖃᐅᑕᐅᓗᑎᒃ ᐅᖃᐅᓯᑐᖃᐃᑦ ᐃᒻᒪᑲᓪᓚᓂᑕᕐᓂᒃ ᐊᑖᒎᑦ ᐆᒪ ᐃᓄᐃᑦ ᐊᒃᑐᖅᑕᐅᓂᐊᕐᓂᖏᓐᓄᑦ ᐱᕚᓪᓕᕈᑕᐅᔪᓐᓇᖅᑐᓄᓪᓗ ᐊᖏᕈᑏᑦ, ᐱᓇᓱᐊᖃᑎᒌᑦ ᐊᑐᑦᑎᐊᕐᓂᐊᖅᑕᖏᑦ ᓇᖕᒥᓂᖃᖅᑐᑦ ᐊᒻᒪᓗ ᐃᒻᒥᒍᑦ ᐱᔪᒪᔭᖏᑦ ᐃᓄᐃᑦ ᑐᓴᕐᕕᐅᔪᑦ, ᕿᒥᕐᕈᐊᖃᑎᒋᓗᒋᑦ ᑖᒃᑯᐊ ᑐᓴᕐᑎᑦᑎᔪᑦ.

6.6 ᐃᑦᑕᕐᓂᑕᖃᕐᕕᑦ ᐱᓕᕆᐊᖑᔪᑦ

6.6.1 ᑎᑭᓪᓗᒍ ᐊᑑᑎᖃᕆᓴᐅᔪᑦ ᑖᒃᑯᓇᖓ ᐃᓄᐃᑦ ᐱᓇᓱᐊᖃᑎᒌᑦ, ᕿᒥᕐᕈᐊᖃᑎᒋᓗᒋᑦ ᑲᓇᑕᒥ ᐆᒪᔪᓕᕆᔨᕐᔪᐊᑯᑦ, ᐃᑦᑕᕐᓂᑕᓕᕆᔨᐅᔪᑦ ᐱᓕᕆᐊᖑᔪ ᐊᖏᓛᖑᔪᑦ ᐃᓚᖓᓂ ᐊᖏᕈᑎᑦ 6-1 ᑲᓇᑕᒥ ᐆᒪᔪᖃᕐᕖᑦ ᐊᒻᒪᓗ ᐅᑎᖅᑕᐸᑦᑐᓄᑦ ᑎᖕᒥᐊᓄᑦ ᓴᐳᔾᔭᐅᓯᒪᕕᒃ ᐊᒻᒪᓗ ᖃᓂᒋᔭᖓᓂ

ᓄᓇᐃᑦ, ᓇᓗᓇᐃᖅᑕᐅᓯᒪᔪᑦ ᕿᒥᕐᕈᐊᖃᑎᒌᒡᓗᑎᒃ ᐃᓅᓯᑐᖃᓕᕆᔾᑯᑦ, ᐊᐅᓚᑦᑎᖃᑎᒌᖕᓂᕐᒧᑦ ᑲᑎᒪᔨᕋᓛᑦ ᐊᒻᒪᓗ ᓄᓇᓕᖕᓂ ᐃᓄᐃᑦ. ᒫᓐᓇᐅᔪᖅ ᐊᑐᖅᑕᐅᔪᑦ ᐱᑕᖃᖅᑐᑦ ᐱᕐᑯᑎᖏ ᐊᒻᒪᓗ ᖃᐅᔨᓇᓱᒃᑕᐅᑦᑎᐊᓯᒪᔪᑦ ᖃᓄᐃᓕᖓᓕᕐᒪᖔᑕ ᐃᓚᒋᓪᓗᒍ ᑕᒪᑐᒨᖓ ᓴᓇᔭᐅᓂᖓ.

6.6.2 ᑕᐃᑲᓂ ᐱᖁᔭᐅᒍᑎᒃ ᑎᑭᓪᓗᒍ ᐃᓄᖕᓂ ᐊᑐᖅᑕᐅᔪᓐᓇᕐᓗᑎᒃ ᐊᒻᒪᓗ ᑕᐃᑲᓂ ᐊᔪᕐᓇᖏᓪᓗᓂ ᐃᓗᐊᓂ ᐊᑐᐃᓐᓇᐅᔪᖅ ᑮᓇᐅᔭᖅᑑᑎᒃᓴᖅ, ᐅᑯᐊ ᐊᐅᓚᑦᑎᖃᑎᒌᖕᓂᕐᒧᑦ ᑲᑎᒪᔨᕋᓛᑦ ᐃᒪᓐᓇᐅᔪᓐᓇᖅᑐᑦ, ᕿᒥᕐᕈᐊᖃᑎᒋᓗᒋᑦ ᐃᓅᓯᑐᖃᓕᕆᔾᑯᑦ, ᐊᑐᓕᖁᔨᓗᑎᒃ ᐅᑯᐊ ᓇᓗᓇᐃᔭᑦᑎᐊᖅᓯᒪᓕᖁᓗᒋᑦ ᖃᐅᔨᓴᖅᑕᐅᔪᑦ ᓇᓕᐊᑐᐃᓐᓇᖅ, ᑐᕌᖅᑕᐅᔪᑦ ᓄᓇᑦ ᐱᓕᕆᕕᐅᓂᐊᖅᑐᑦ.

6.6.3 ᓄᓇᕗᑦ ᑐᓐᖓᕕᒃ ᑎᒥᖓ ᑳᓐᑐᕌᒃᓯᓯᒪᓗᑎᒃ ᑲᑎᒪᓂᐊᕐᒪᑕ, ᐱᒋᐊᓚᐅᓂᖏᓂᖓᓂ ᐊᒻᒪᓗ ᐱᔭᕇᖅᐸᑕ ᐃᑕᕐᓂᑕᑕᓕᓇᓂᕐᒧᑦ ᓴᓇᔭᐅᔪᑦ, ᑖᒃᑯᐊ ᐊᐅᓚᑦᑎᖃᑎᒌᖕᓂᕐᒧᑦ ᑲᑎᒪᔨᕋᓛᑦ ᐊᒻᒪᓗ ᐊᑑᑎᔪᖅ ᓄᓇᓕᖕᓂᖔᖅᑐᖅ, ᑐᓴᕐᑎᓪᓗᒋᑦ ᐱᓪᓗᒍ ᐱᕐᑯᑎᖏᑦ ᐊᒻᒪᓗ ᖃᐅᔨᓇᓱᑦᑎᐊᕐᓂᖏᑦ, ᐅᖃᐅᑎᔭᐅᑦᑎᐊᕐᓗᑎᒃ ᐱᓪᓗᒍ ᐃᓂᒋᓇᔭᕐᑕᖏᓐᓂᒃ ᖃᐅᔨᓴᕐᓗᑎᒃ ᓴᓇᕙᐅᓂᐊᖅᑐᑦ, ᐊᒻᒪᓗ ᐅᓂᒃᑳᓕᐊᕆᓗᒋᑦ ᐋᕿᐅᑎᔪᓂᒃ ᓴᓇᔭᖏᓐᓄᑦ.

6.6.4 ᐃᑕᕐᓂᑕᖃᖅᑐᑦ ᐱᖁᑎ ᐊᒻᒪᓗ ᖃᐅᔨᔭᐅᓇᓯᑦᑎᐊᖅᓯᒪᔪᖅ ᑲᒪᒋᔭᐅᖃᓯᐅᑎᓗᑎᒃ ᐅᓂᒃᑳᖅᓯᒪᔪᑦ ᐃᖅᑕᕐᓂᑕᓂᒃ ᐱᓕᕆᐊᖑᔪᖅ ᐊᑕᐅᓯᕐᒧᑦ ᓄᓇᒧᑦ.

6.7 ᐃᓄᒃᑎᑐᑦ ᐊᑎᖏᑦ ᐅᑎᖅᑕᐸᑦᑐᓄᑦ ᑎᖕᒥᐊᓄᑦ ᓴᐳᔾᔭᐅᓯᒪᕙᒃ, ᑲᓇᑕᒥ ᐆᒪᔪᖃᕚᑦ ᐊᒻᒪᓗ ᓄᓇᐃᑦ ᑕᒫᓃᑦᑐᑦ

6.7.1 ᐃᓚᖏᓐᓗᒍ ᐱᖁᑎᖏᓐᓄᑦ, ᓄᓇᕗᑦ ᑐᓐᖓᕕᒃ ᑎᒥᖓ ᐱᑕᖃᓇᐊᖃᕐᓂᐊᖅᑐᖅ ᑳᓐᑐᕌᒃᓯᒪᔭᖏᑦ ᕿᒥᕐᕈᐊᖃᑎᖃᕐᓗᑎᒃ ᐊᐅᓚᑦᑎᖃᑎᒌᖕᓂᕐᒧᑦ ᑲᑎᒪᔨᕋᓛᑦ, ᖃᐅᔨᒪᑦᑎᐊᖅᑐᑦ ᐃᓐᓇᑐᖃᐃᑦ ᐊᒻᒪᓗ ᓄᓇᖑᐊᑦ ᓴᕿᑕᐅᓯᒪᔪᑦ ᑖᒃᑯᓇᖓᑦ ᐃᓄᐃᑦ ᐱᖁᑎᑐᖃᖏᓐᓂᒃ ᓇᐅᑦᓯᖅᑐᖅᑏᑦ, ᐱᑕᖃᖅᑐᑦ ᐃᓄᒃᑎᑐᑦ ᐊᑎᖏᑦ ᑖᒃᑯᓄᖓ ᑲᓇᑕᒥ ᐆᒪᔪᖃᕚᑦ, ᐅᑎᖅᑕᐸᑦᑐᓄᑦ ᑎᖕᒥᐊᓄᑦ ᓴᐳᔾᔭᐅᓯᒪᕙᒃ ᐊᒻᒪᓗ ᐊᖏᔪᑦ ᓄᓇᐃᑦ ᑕᒫᓃᑦᑐᑦ.

6.7.2 ᒪᓕᒡᓗᒋᑦ ᑐᓴᖅᑕᐅᔪᑦ ᓴᕿᑦᑐᓂᑦ ᒪᓕᒃᑐᑦ 6.7.1, ᓄᓇᕗᑦ ᑐᓐᖓᕕᒃ ᑎᒥᖓ ᐊᒻᒪᓗ ᒥᓂᔅᑕ ᑲᑐᔾᔨᓗᑎᒃ ᐃᓱᒪᓕᐅᕆᓗᑎᒃ ᖃᓄᖅ ᐊᓯᑦᔨᖅᑐᑦ ᐊᑑᑎᖃᕐᒪᖔᑕ ᑖᒃᑯᓄᖓ ᐊᑎᑐᖃᖏᓐᓄᑦ ᑲᓇᑕᒥ ᐆᒪᔪᖃᕚᑦ, ᐅᑎᖅᑕᐸᑦᑐᓄᑦ ᑎᖕᒥᐊᓄᑦ ᓴᐳᔾᔭᐅᓯᒪᕙᒃ, ᐊᒻᒪᓗ ᖃᓂᒋᔭᖓᓐᓂ ᓄᓇᐃᑦ ᑕᒫᓃᑦᑐᑦ ᐊᒻᒪᓗ, ᒪᓕᑦᑎᐊᕐᓗᑎᒃ 33.9.1 ᐊᒻᒪᓗ 33.9.2 ᑖᒃᑯᓇᓂ *ᓄᓇᕗᒻᒥᒃ ᓄᓇᑖᕈᑎᓄᑦ ᐊᖏᕈᑎᑦ*, ᑲᑐᔾᔨᓗᑎᒃ ᐊᒃᑐᐃᓗᑎᒃ ᐊᑑᑎᔪᓂᒃ ᐊᓯᑦᔨᐅᑎᔪᒃᓴᓂᒃ. ᐊᑎᑐᖃᖏᑦ ᑖᒃᑯᐊ ᑲᓇᑕᒥ ᐆᒪᔪᖃᕚᑦ ᐊᒻᒪᓗ ᐅᑎᖅᑕᐸᑦᑐᓄᑦ ᑎᖕᒥᐊᓄᑦ ᓴᐳᔾᔭᐅᓯᒪᕙᒃ ᐃᒪᓐᓇ ᑎᑎᕋᖅᓯᒪᓗᑎᒃ. “[ᐃᓄᒃᑎᑐᑦ ᐊᑎᖓ] ᑲᓇᑕᒥ ᐆᒪᔪᖃᕚᑦ” ᐊᒻᒪᓗ [ᐃᓄᒃᑎᑐᑦ ᐊᑎᖓ] ᐅᑎᖅᑕᐸᑦᑐᓄᑦ ᑎᖕᒥᐊᓄᑦ ᓴᐳᔾᔭᐅᓯᒪᕙᒃ”.

6.7.3 ᑲᓇᑕᒥ ᐆᒪᔪᓕᕆᔨᓄᑦ ᐱᔨᑦᑎᕐᑎᑦ ᐃᓚᖃᕐᓗᑎᒃ ᐃᓚᓕᐅᔾᔭᓯᒪᓗᑎᒃ ᐃᓄᒃᑎᑐᑦ ᐊᑎᖏᓐᓂᒃ ᓴᕿᑕᐅᓯᒪᔪᑦ ᒪᓕᒃᑐᑦ 6.7.2 ᑕᒪᐃᓐᓂᒃ ᑲᓇᑕᒥ ᐆᒪᔪᓕᕆᓂᕐᒧᑦ ᐱᖁᔭᕐᔪᐊᖅ ᐊᒻᒪᓗ ᐅᑎᖅᑕᐸᑦᑐᓄᑦ ᑎᖕᒥᐊᓄᑦ ᓴᐳᔾᔭᐅᓯᒪᕙᒃ ᓄᓇᖑᐊᓂᒃ ᐅᑯᐊᓗ ᑎᑎᕋᖅᓯᒪᔪᑦ ᐊᒻᒪᓗ ᑐᓐᓂᕈᑕᐅᓯᒪᔪᑦ (ᐊᓕᓚᔫᓗᑎᒃ ᐅᖕᖓᓘᓐᓃᑦ ᖃᓇᓴᐅᔭᒃᑯᑦ).

6.8 ᑐᑭᑐᖃᖏᓐᓂᒃ ᑎᑎᕋᖅᓯᒪᔪᑦ

6.8.1 ᓄᓇᕗᑦ ᑐᙵᕕᒃ ᑎᒥᖓ ᓴᕿᑎᑦᑎᓂᐊᖅᑐᑦ ᐅᕝᕙᓘᓐᓃᑦ ᑳᓐᑐᖀᒃᓯᓗᑎᒃ ᐱᕙᓪᓕᐊᑎᑕᐅᑦᑎᐊᕐᓗᑎᒃ ᑐᑭᓯᓇᖅᓯᑎᑦᑎᓂᐊᖅᑐᑦ ᑎᑎᖃᓂᒃ, ᓲᕐᓗ ᑕᖅᓴᒃᓴᓂᒃ, ᓴᕿᔮᖅᑐᒃᓴᓂᒃ, ᐅᖃᓕᒑᒪᒃᓴᓂᒃ, ᐊᒻᒪᓗ ᐊᓯᖏᓐᓂᒃ ᑐᓴᐅᒪᔾᔪᑎᒃᓴᓂᒃ ᐱᓪᓗᒋᑦ ᓄᓇ ᐊᒻᒪᓗ ᐱᐅᓯᑐᖃᕐᒥᒃ ᐱᔾᔪᑎᒃᓴᑦ ᐃᓗᐊᓂ ᐊᒻᒪᓗ ᐊᕙᑎᓕᒫᖓᓂ ᐅᕝᕙᓘᓐᓃᑦ ᐃᓚᖏᓂ ᑲᓇᑕᒥ ᐆᒪᔪᖃᕐᕖᑦ ᐊᒻᒪᓗ ᐅᑎᖅᑕᐸᑦᑐᓄᑦ ᑎᖕᒥᐊᓄᑦ ᓴᐳᔾᔭᐅᓯᒪᕕᒃ ᓇᓗᓇᐃᖅᓯᒪᔪᑦ 6-1-ᒥ (ᐅᑯᐊ “ᑐᑭᑐᖃᖏᓐᓂᒃ ᑎᑎᕋᖅᓯᒪᔪᑦ”). ᐅᑯᐊ ᑐᑭᑖᖅᓯᒪᔪᑦ ᑎᑎᕋᖅᓯᒪᔪᑦ ᐃᖏᕐᕋᓯᑎᑕᐅᓯᒪᔪᑦ ᐊᒻᒪᓗ ᐱᔭᕇᖅᑕᐅᓯᒪᓪᓗᑎᒃ ᒪᓕᒡᓗᒋᑦ ᐊᑐᓕᖅᑎᑕᐅᕙᓪᓕᐊᔪᓄᑦ ᐸᕐᓇᐅᑎᑦ ᒪᓕᒐᕐᒥ 15.3.1.

6.8.2 ᐱᔾᔭᑖᑦ ᑐᑭᑐᖃᖏᓐᓂᒃ ᑎᑎᕋᖅᓯᒪᔪᑦ ᐱᔭᕆᐊᑭᒡᓕᑎᖅᑕᐅᓯᒪᓗᑎᒃ ᐱᕙᓪᓕᐊᑎᑕᐅᓗᑎᒃ ᐊᕙᑎᑦᑎᓄ ᑲᔪᓰᓐᓇᕈᓐᓇᖅᑐᓂᒃ ᐳᓚᕋᑦᑐᓕᕆᓂᒃᑯᑦ ᐊᒻᒪᓗ ᐊᐅᓪᓚᕈᔾᔮᖃᑦᑕᕐᓂᖅ ᐃᓗᖏᓐᓂ ᐊᒻᒪᓗ ᓯᓚᑎᖏᓐᓂ ᑲᓇᑕᒥ ᐆᒪᔪᖃᕐᕖᑦ ᐊᒻᒪᓗ ᐅᑎᖅᑕᐸᑦᑐᓄᑦ ᑎᖕᒥᐊᓄᑦ ᓴᐳᔾᔭᐅᓯᒪᕕᒃ ᐊᒻᒪᓗ ᐃᓚᓐᓂᐊᕐᑎᑦᑐᒋᑦ ᓄᓇᕗᒻᒥ ᓄᓇᖃᖅᑐᑦ ᐊᒻᒪᓗ ᐳᓛᖅᑐᑦ ᑲᓇᑕᒥ ᐆᒪᔪᖃᕐᕖᑦ ᐊᒻᒪᓗ ᐅᑎᖅᑕᐸᑦᑐᓄᑦ ᑎᖕᒥᐊᓄᑦ ᓴᐳᔾᔭᐅᓯᒪᕕᒃ ᐱᔾᔪᑎᒃᓴᑦ, ᐃᓚᒋᔭᐅᓪᓗᑎᒃ, ᐱᓗᐊᖅᑐᒥᒃ, ᐃᓄᐃᑦ ᐱᐅᓯᑐᖃᖏᓄᑦ ᐊᒻᒪᓗ ᐃᓅᓯᑐᖃᕕᓂᖏᓄᑦ ᐱᔾᔪᑎᒃᓴᑦ.

6.8.3 ᓄᓇᕗᑦ ᑐᙵᕕᒃ ᑎᒥᖓ ᓴᕿᑦᑎᓗᑎᒃ ᐃᒪᐃᓕᖓᔾᔪᑕᐅᓂᐊᖅᑐᖅ ᐅᑯᐊᓗ, ᐃᓄᐃᑦ ᐳᓚᖃᑦᑐᓕᕆᔨᐅᔪᑦ ᐅᕝᕙᓘᓐᓃᑦ ᐊᓯᖏᑦ ᐃᓄᐃᑦ ᐅᕝᕙᓘᓐᓃᑦ ᐃᒻᒥᓂᖅᓲᖅᑐᖅ ᐊᔾᔨᑎᐊᖕᒐᓂᒃ ᐱᓕᕆᔪᒪᔪ ᐊᑐᕐᓗᒋᑦ ᑮᓇᐅᔭᒃᓴᐃᑦ ᓇᓗᓇᐃᖅᓯᒪᔪᑦ 6.8.1. ᐅᑯᐊ ᐃᒪᐃᓕᖓᔾᔪᑕᐅᓂᐊᖅᑐᑦ ᒪᓕᑦᑎᐊᕐᓗᑎᒃ ᐱᔾᔪᑎᖏᓐᓂᒃ ᐅᖃᖅᓯᒪᔪᑦ 6.8.2-ᒥ, ᐊᒻᒪᓗ ᐃᓚᓯᒪᖕᒥᓗᑎᒃ ᑕᐃᒪᓐᓇᐅᔭᕆᐊᖃᖅᑎᑕᐅᔪᓂ ᐱᔭᐅᓯᒪᔪᑦ ᑮᓇᐅᔭᒃᓴᓂᒃ ᓈᒻᒪᒃᓯᔾᔪᑕᐅᔪᑦ ᐊᓯᖏᓐᓂᑦ ᐱᑎᑕᐅᓪᓗᑎᒃ.

6.8.4 ᑐᑭᑐᖃᖏᓐᓂᒃ ᑎᑎᕋᖅᓯᒪᔪᑦ ᐃᓚᓕᐅᑎᓯᒪᓗᑎᒃ *ᐃᓄᐃᑦ ᖃᐅᔨᒪᔭᑐᖃᖏᓐᓂᒃ*, ᐱᔾᔪᑎᖃᖅᓯᒪᓗᑎᒃ ᑲᓇᑕᒥ ᐆᒪᔪᖃᕐᕖᑦ ᐅᕝᕙᓘᓐᓃᑦ ᐅᑎᖅᑕᐸᑦᑐᓄᑦ ᑎᖕᒥᐊᓄᑦ ᓴᐳᔾᔭᐅᓯᒪᕕᒃ ᓄᓇᖓᑕ ᖃᓄᕆᑑᓂᖓ, ᐆᒪᔪᓕᒫᑦ ᐊᕙᑎᓕᒫᖏᓪᓗ, ᓂᕐᔪᑎᑦ, ᐊᒻᒪᓗ ᐃᓄᐃᑦ ᐃᓅᓯᑐᖃᕕᓂᖏᑦ ᐊᒻᒪᓗ ᐱᐅᓯᑐᖃᖏᑦ.

6.8.5 ᑲᓇᑕᒥ ᐆᒪᔪᓕᕆᔨᕐᔪᐊᑯᑦ ᐃᓗᐊᓂ ᐊᑯᓂᐅᓗᐊᙱᓪᓗᑎᒃ ᕿᒥᕐᕈᐊᕐᓗᒋᑦ ᑕᒪᕐᒥᒃ ᐆᒪᔪᓕᕆᔨᑦ ᐊᒻᒪᓗ ᐆᒪᔪᓕᒫᑦ ᐊᕙᑎᓕᒫᖏᓪᓗ ᖃᐅᔨᒪᑎᑦᑎᔾᔪᑎᑦ ᐃᓗᐊᓃᓪᓗᑎᒃ ᑐᑭᑐᖃᖏᓐᓂᒃ ᑎᑎᕋᖅᓯᒪᔪᑦ ᑐᑭᓯᓇᖅᓯᑎᑦᑎᔾᔪᑏᑦ (ᑖᒃᑯᓇᖕᒎᕐᓗᑎᒃ *ᐃᓄᐃᑦ ᖃᐅᔨᒪᔭᑐᖃᖏᓐᓂᒃ*), ᑕᒪᖅᓯᒪᔪᖃᙱᑦᑎᐊᖁᓇᐊᕐᒪᖔᑕ.

6.8.6 ᑲᓇᑕᒥ ᐆᒪᔪᓕᕆᔨᕐᔪᐊᑯᑦ, ᐱᖃᑎᒋᓗᒋᑦ ᓇᓚᐊᑐᐃᓐᓇᖅ ᖃᓇᓴᐅᔭᒃᑯᑦ ᐅᕝᕙᓘᓐᓃᑦ ᐊᓯᖏᑦᑎᒍᑦ ᖃᐅᔨᒪᑎᑦᑎᔾᔪᑎᑦ ᐅᕝᕙᓘᓐᓃᑦ ᖃᐅᔨᒪᔭᐅᑦᑎᐊᓕᕐᑎᑦᑎᒐᓱᐊᖅᑐᑦ ᐊᑐᐃᓐᓇᐅᓗᑎᒃ ᐳᓛᖅᑐᓄᑦ ᐅᕝᕙᓘᓐᓃᑦ ᑐᓴᖅᑕᐅᔪᒪᔪᑦ ᐱᓪᓗᒋᑦ ᑲᓇᑕᒥ ᐆᒪᔪᖃᕐᕖᑦ ᐅᕝᕙᓘᓐᓃᑦ ᐅᑎᖅᑕᐸᑦᑐᓄᑦ ᑎᖕᒥᐊᓄᑦ ᓴᐳᔾᔭᐅᓯᒪᕕᒃ:

(a) ᐊᑎᖏᑦ ᐊᒻᒪᓗ ᑐᕌᕈᑎᖏᑦ ᐃᓄᐃᑦ ᐳᓚᕋᑐᓕᕆᔩᑦ ᐊᑐᓂ ᐊᑕᔪᓄᑦ ᓄᓇᓕᖕᓄᑦ, ᑐᓂᔭᐅᓗᑎᒃ ᑖᒃᑯᓇᖓᑦ ᓄᓇᕗᑦ ᑐᙵᕕᒃ ᑎᒥᖓ ᐅᕝᕙᓘᓐᓃᑦ ᐊᑑᑎᖃᖅᑐᓂᑦ ᐊᕙᒃᑐᖅᓯᒪᔪᑦ ᐃᓄᐃᑦ ᑲᑐᔾᔨᖃᑎᒌᖏᑦ;

(b) ᖃᓪᓗᓈᑎᑐᑦ-ᐃᓄᒃᑎᑐᑦ ᑕᐃᒎᓯᑦ ᐅᖃᖅᑕᐅᕙᒃᑐᓂᒃ ᐊᒻᒪᓗ ᑐᑭᖏᑦ ᐊᑑᑎᖃᕋᔭᖅᑐᑦ ᐳᓛᖅᑐᓄᑦ;

(c) ᓇᓚᐊᑐᐃᓐᓇᖅ ᐊᐅᓪᓚᕈᔾᔮᖅᓯᒪᔪᖅ ᐱᓯᒪᔪᑦ ᑕᐃᒪᓐᓇᐃᔭᕆᐊᖃᖅᑐᑦ ᐅᕝᕙᓘᓐᓃᑦ ᐊᑐᓕᕐᑯᔭᐅᔪᑦ ᓇᓗᓇᐃᖅᓯᒪᔪᑦ ᐃᓚᖓ 10.6 ᐅᕝᕙᓘᓐᓃᑦ 14.4 ᐊᑖᓂ; ᐊᒻᒪᓗ

(d) ᐊᓯᖕᒋᑦ ᐊᒃᑑᑎᔪᑦ ᑐᓴᖅᑕᐅᔪᒪᓇᔭᖅᑐᑦ ᖃᐅᔨᒪᔭᐅᑦᑎᐊᕐᓕᕐᓂᐊᕐᒪᑕ ᑲᓇᑕᒥ ᐆᒪᔪᖃᕐᕖᑦ ᐅᕝᕙᓘᓃᑦ ᐅᑎᖅᑕᐸᑦᑐᓄᑦ ᑎᖕᒥᐊᓄᑦ ᓴᐳᔾᔭᐅᓯᒪᕕᒃ ᐊᒻᒪᓗ ᐊᕕᒃᑐᖅᓯᒪᔪᖕᒋᑦ ᑐᓐᓂᖁᑕᐅᓯᒪᔪᑦ ᒐᕙᒪᒃᑯᑦ, ᐳᓚᖃᑦᑐᓕᕆᔨᒃᑯᑦ ᖃᐅᓚᑦᓯᔨᑦ, ᐅᕝᕙᓘᓐᓃᑦ ᐃᓄᐃᑦ ᓇᖕᒥᓂᖃᖅᑐᑦ.

6.9 ᐊᑐᕐᓂᖅ ᓄᓇᓕᖕᓂᑦ ᓇᑉᐸᖅᑕᐅᓯᒪᔪᓂ

6.9.1 ᑕᐃᒪᓗ ᑲᓇᑕᒥ ᐆᒪᔪᓕᕆᔨᕐᔪᐊᑯᑦ ᓴᕿᔮᕐᑎᑦᑎᕕᒃᓴᖕᒋᑦ ᐱᓪᓗᒋᑦ ᑲᓇᑕᒥ ᐆᒪᔪᖃᕐᕖᑦ ᐊᒻᒪᓗ ᐅᑎᖅᑕᐸᑦᑐᓄᑦ ᑎᖕᒥᐊᓄᑦ ᓴᐳᔾᔭᐅᓯᒪᕕᒃ, ᐊᑑᑎᖃᕐᓂᐊᖅᑐᑦ ᐳᓛᕐᕕᖕᓂ ᐊᒻᒪᓗ ᑕᐃᒪᓐᓇᐃᑐᓗ ᓇᐸᑦᑕᐅᓯᒪᔪᓂ ᐊᑕᔪᓂ ᓄᓇᓕᖕᓂ.

ᑭᓯᖁᑎᖕᒋᑦ ᐊᒻᒪᓗ ᑐᑭᓂᐅᕈᑎᑦ
ᐊᖕᒋᕈᑎᑦ 6-1 (ᒪᓕᒐᑦ 6.4.1, 6.5.1, 6.6.1 ᐊᒻᒪᓗ 6.8.4)

ᑲᓇᑕᒥ ᐆᒪᔪᖃᕐᕖᑦ ᐊᒻᒪᓗ ᐅᑎᖅᑕᐸᑦᑐᓄᑦ ᑎᖕᒥᐊᓄᑦ ᓴᐳᔾᔭᐅᓯᒪᕕᒃ	ᖃᓂᒋᔭᖕᒋᑦ ᓄᓇᓖᑦ
1. ᐊᒃᐸᐃᑦ ᑲᓇᑕᒥ ᐆᒪᔪᖃᕐᕖᑦ	ᕿᑭᖅᑕᕐᔪᐊᖅ
2. ᓴᓐᓂᕈᑦ ᐅᑎᖅᑕᐸᑦᑐᓄᑦ ᑎᖕᒥᐊᓄᑦ ᓴᐳᔾᔭᐅᓯᒪᕕᒃ	ᒥᑦᑎᒪᑕᓕᒃ
3. ᐃᓯᓕᔮᕐᓂᒃ ᐅᑎᖅᑕᐸᑦᑐᓄᑦ ᑎᖕᒥᐊᓄᑦ ᓴᐳᔾᔭᐅᓯᒪᕕᒃ	ᑭᓐᖓᐃᑦ
4. ᖃᖅᓴᐅᖅᑑᖅ ᐅᑎᖅᑕᐸᑦᑐᓄᑦ ᑎᖕᒥᐊᓄᑦ ᓴᐳᔾᔭᐅᓯᒪᕕᒃ ᑎᖕᒥᐊᓄᑦᑎᑭᐸᒃᑐᓄᑦ ᓴᐳᓐᓂᐊᕐᕕᑦ	ᓴᓪᓖᑦ
5. ᐃᒃᓯᑦᑐᐊᖅ ᐅᑎᖅᑕᐸᑦᑐᓄᑦ ᑎᖕᒥᐊᓄᑦ ᓴᐳᔾᔭᐅᓯᒪᕕᒃ	ᓴᓪᓖᑦ
6. ᓂᖕᖕᒋᖕᒐᓂ ᑲᓇᑕᒥ ᐆᒪᔪᖃᕐᕖᑦ	ᑲᖕᒋᖅᖢᒑᐱᒃ
7. ᑰᒑᕐᔪᒃ ᐅᑎᖅᑕᐸᑦᑐᓄᑦ ᑎᖕᒥᐊᓄᑦ ᓴᐳᔾᔭᐅᓯᒪᕕᒃ	ᐊᕐᕕᐊᑦ
8. ᓂᕐᔪᑎᖃᕐᕕᒃ ᑲᓇᑕᒥ ᐆᒪᔪᖃᕐᕖᑦ	ᐊᐅᔪᐃᑦᑐᖅ
9. ᑐᒃᑐᓕᐊᕐᕕᐅᑉ ᓇᖅᓴᖕᒐ ᑲᓇᑕᒥ ᐆᒪᔪᖃᕐᕖᑦ ᓄᓇᖁᑎᖕᒋᑦ	ᖃᐅᓱᐃᑦᑐᖅ
10. ᐊᒃᐸᑦ ᐅᑎᖅᑕᐸᑦᑐᓄᑦ ᑎᖕᒥᐊᓄᑦ ᓴᐳᔾᔭᐅᓯᒪᕕᒃ	ᖃᐅᓱᐃᑦᑐᖅ, ᐃᒃᐱᐊᕐᔪᒃ
11. ᖃᕐᑯᓪᓗᐃᑦ ᑲᓇᑕᒥ ᐆᒪᔪᖃᕐᕖᑦ	ᕿᑭᖅᑕᕐᔪᐊᖅ
12. ᓰᒧᐊ ᐅᑎᖅᑕᐸᑦᑐᓄᑦ ᑎᖕᒥᐊᓄᑦ ᓴᐳᔾᔭᐅᓯᒪᕕᒃ	ᐃᖃᓗᒃᑑᑦᐊᖅ, ᐅᖅᓱᖅᑑᖅ, ᐅᒥᖕᒪᒃᑑᖅ

ᐃᓚᖓ 7 — ᐳᓚᕿᖅᑐᓕᕆᓂᖅ ᐊᒻᒪᓗ ᐊᓯᖏᑦ ᓇᖕᒥᓂᕆᔭᐅᔪᓄᑦ ᐃᑲᔫᑎᔪᑦ

7.1 ᑐᑭᑖᖅᐸᓪᓕᐊᔾᔪᑎᒃᓴᑦ

7.1.1 ᐅᑯᓂ ᐃᓚᖓᓂ ᐊᑖᓂ ᑎᑎᕋᖅᓯᒪᔪᑦ ᑐᑭᑖᖅᐸᓪᓕᐊᔪᑎᒃᓴᖏᑦ:

(a) ᖃᐅᔨᒪᔭᐅᑦᑎᐊᓕᕐᑐᑎᑦ ᑮᓴᐅᔭᓕᐅᕈᓐᓇᕐᓂᕐᒥᓂᒃ ᐃᒻᒥᓂᖅᓱᕈᓐᓇᕐᓂᕐᓂᖏᑦ ᐊᒻᒪᓗ ᐱᐅᓯᑐᖃᖃᖅᑐᑎᒃ ᐊᒻᒪᓗ ᐃᓅᓯᖏᓐᓂ ᖃᓄᐃᖏᑦᑎᐊᖅᑐᑎᒃ ᐃᓄᐃᑦ;

(b) ᐱᕙᓪᓕᐊᑎᑦᑎᓗᑎᒃ ᓈᒻᒪᒃᑐᓂᒃ ᐳᓚᕿᕕᐅᔪᓐᓇᖅᑐᑦ ᐊᒻᒪᓗ ᐊᑎᖏᑦ ᑮᓇᐅᔭᓕᐅᕈᑕᐅᔪᓐᓇᖅᑐᖅ ᐃᓗᐊᓂ ᐊᒻᒪᓗ ᓯᓚᑖᓂ ᑲᓇᑕᒥ ᐆᒪᔪᖃᖄᑦ ᐊᒻᒪᓗ ᐅᑎᖅᑕᐸᑦᑐᓄᑦ ᑎᖕᒥᐊᓄᑦ ᓴᐳᔾᔭᐅᓯᒪᕕᒃ;

(c) ᐱᔭᕆᐅᖅᓴᑎᓪᓗᒋᑦ ᐊᒻᒪᓗ ᑲᔪᓯᔪᒥᒃ ᐃᑲᔪᖅᑕᐅᕕᖃᕐᓗᑎᒃ ᐃᓄᖕᓄᑦ ᐃᓗᐊᓂ ᐊᑕᔪᑦ ᓄᓇᓖᑦ;

(d) ᐊᔪᖏᑎᓪᓗᒋᑦ ᐃᓄᐃᑦ ᓴᕿᑎᓯᒪᓗᑎᒃ ᐊᒻᒪᓗ ᐋᕿᑦᑎᐊᖅᓯᒪᐃᓐᓇᕐᓗᒍ ᐳᓚᕿᑦᑐᓕᕆᓂᕐᒧᑦ ᓇᖕᒥᓂᖅᑲᖅᑐᓕᕆᓂᖅ ᐊᒻᒪᓗ ᐃᓕᓐᓂᐊᕐᓗᒍ ᐃᖅᑲᓇᐃᔮᓇᕐᓂᐊᕐᓗᒍ;

(e) ᐅᓄᖅᓯᒋᐊᕐᓗᒋᑦ ᐳᓚᕿᑦᑐᓕᕆᓂᕐᒥ ᐱᓯᒪᔪᑦ ᐱᔨᑦᑎᕋᐅᑎᑦ ᐊᒻᒪᓗ ᓄᓇᓕᖕᓂ ᐳᓚᕿᑦᑐᓕᕆᔨᑕᖅᑲᐅᑎᐊᓕᖅᓗᓂ ᐊᑕᔪᑦ ᓄᓇᓖᑦ;

(f) ᐅᓄᖅᓯᒋᐊᕐᓗᒋᑦ ᒥᒃᔪᑦ ᓄᓇᒥᒃ ᓱᕿᑦᑎᓐᖏᑦᑐᑦ ᐳᓚᕿᑦᑐᓕᕆᓂᖅ ᐊᒃᑰᑎᔪᑦ ᑲᓇᑕᒥ ᐆᒪᔪᖃᖄᑦ ᐊᒻᒪᓗ ᐅᑎᖅᑕᐸᑦᑐᓄᑦ ᑎᖕᒥᐊᓄᑦ ᓴᐳᔾᔭᐅᓯᒪᕕᒃ ᐃᓄᖕᓄᑦ; ᐊᒻᒪᓗ

(g) ᐃᑲᔫᑎᔪᑦ ᑲᔪᓰᓐᓇᕈᓐᓇᖅᑐᓂᒃ ᐱᕙᓪᓕᐊᑎᑦᑎᓂᖅ ᓄᓇᕗᑦ ᓇᓗᓇᐃᖅᑕᐅᓯᒪᓂᖓ.

7.2 ᐃᓄᐃᑦ ᐳᓚᕿᑦᑐᓕᕆᔨᑦ ᑮᓇᐅᔭᒃᓴᖏᑦ

7.2.1 ᓄᓇᕗᑦ ᑐᓐᖓᕕᒃ ᑎᒥᖓ ᐊᐅᓚᑦᓯᔨᐅᓗᑎᒃ ᐃᓄᐃᑦ ᐳᓚᕿᑦᑐᓕᕆᔨ ᑮᓇᐅᔭᒃᓴᖏᓐᓂᒃ ᐊᖏᒡᓕᕙᓪᓕᐊᑎᐊᕐᓂᐊᕐᒪᑕ ᐃᓗᓕᖃᐃᓐᓇᓕᖅᓗᓂ ᐊᑯᑖᓂ ᐃᓄᐃᑦ ᐳᓚᕿᑦᑐᓕᕆᔨᑦ ᐊᑕᔪᓂ ᓄᓇᓕᖕᓂ ᐊᒻᒪᓗ ᐱᕙᓪᓕᐊᑎᑦᑎᓗᑎᒃ ᐊᑰᑎᖃᖅᑐᓂᒃ ᓄᓇᓕᖕᓂ ᐳᓚᕿᑦᑐᓕᕆᓂᕐᒧᑦ ᐱᔨᑦᑎᕋᐅᑎᑦ. ᒪᓕᒋᐊᓕᑦ 15.2.1-ᒥᒃ, ᑲᓇᑕᒥ ᐆᒪᔪᓕᕆᔨᕐᔪᐊᑯᑦ ᑐᓂᓯᓯᒪᓂᐊᖅᑐᑦ ᑖᒃᑯᓄᖓ ᓄᓇᕗᑦ ᑐᓐᖓᕕᒃ ᑎᒥᖓ ᑕᒪᒃᑯᓂᖓ ᐃᓄᐃᑦ ᐊᒃᑐᖅᑕᐅᓂᐊᕐᓂᖏᓐᓄᑦ ᐱᕙᓪᓕᐊᔾᔪᑎᒃᓴᓄᑦ ᐊᖏᕈᑏᑦ ᐊᑐᓕᖅᑎᑕᐅᕙᓪᓕᐊᔪᓄᑦ ᑮᓇᐅᔭᒃᓴᐃᑦ ᖃᑦᓯᑖᓚᐅᓂᖏᑦ ᓇᓗᓇᐃᖅᓯᒪᔪᑦ 5-ᒥ ᐊᖏᕈᑎᓂ 15-1 ᑖᒃᑯᓄᖓ ᐃᓄᐃᑦ ᐳᓚᕿᑦᑐᓕᕆᔨ ᑮᓇᐅᔭᒃᓴᖏᓐᓂᒃ.

7.2.2 ᑮᓇᐅᔭᒃᓴᐃᑦ ᑐᓂᐅᖃᐅᑕᐅᔪᓐᓇᖅᑐᑦ ᐅᑯᓄᖓ ᐊᒻᒪᓗ ᐊᔾᔨᒌᓄᑦ ᐊᑐᕐᓂᐊᖅᑕᖏᑦ:

(a) ᐱᔭᕆᐅᖅᓴᑎᑦᑎᓂᖅ ᐃᓄᖕᓂ ᐳᓚᕿᑦᑐᓕᕆᔪᓂᒃ ᐅᑯᓂᖓ, ᐊᓯᖏᓐᓂᒡᓗ:

  (i) ᑎᑎᕋᕐᓂᖅ ᑮᓇᐅᔭᒃᓴᓄᑦ ᑐᒃᓯᕋᐅᑎᓂᒃ;

  (ii) ᑎᑎᕋᕐᓂᖅ ᓇᖕᒥᓂᕐᑯᑎᖕᓄᑦ ᐋᕿᒃᓯᒪᔪᒃᓴᓂᒃ ᐋᕿᒃᓯᒪᐅᑎᖏᓐᓂᒡᓗ;

(iii) ᑎᑎᕋᕐᓗᒋᑦ ᐳᓚᕋᑦᑐᓕᕆᓂᕐᒧᑦ ᐊᑐᖅᑕᐅᓂᐊᖅᑐᑦ ᐅᑯᐊᓗ ᑎᑭᐅᑎᓯᒪᔪᑦ ᐱᔪᒪᔭᖏᓂᒃ ᐊᒻᒪᓗ ᓂᕆᐅᒋᔭᖏᓐᓂᒃ ᐳᓛᕋᔭᖅᑐᑦ;

(iv) ᐱᕙᓪᓕᐊᑎᑦᑎᓗᑎᒃ ᐃᑲᔪᖃᑦᑕᖅᑕᑦ ᐳᓚᕋᑎᑦ ᐱᔨᑦᑎᕋᐅᑎᓂᒃ ᐅᑯᐊᓗ ᑎᑭᐅᑎᓯᒪᔪᑦ ᖃᓄᐃᓕᐅᕆᐊᖃᖅᑕᒥᖕᓄᑦ ᐳᓛᖅᑐᑦ ᑭᖒᒪᒋᒐᔭᖅᑕᖏᓐᓄᑦ;

(v) ᓂᐅᕐᕈᓯᕆᓂᖅ ᐳᓚᕋᑦᑎᓄ ᐊᑐᖅᑕᐅᓂᐊᖅᑐᓂᒃ ᑲᑎᖓᔪᓂ ᐊᒻᒪᓗ ᐊᓯᖏᓐᓂᒃ ᐱᔨᑦᑎᕋᐅᑎᓂᒃ;

(vi) ᐋᕿᑦᑎᐊᓯᒪᐃᓐᓇᕐᓗᒋᑦ ᓇᖕᒥᓂᓕᕆᔾᔪᑎᒋᔭᑎᑦ ᐊᒻᒪᓗ ᑮᓇᐅᔭᓕᐊᕆᔭᑎᑦ; ᐊᒻᒪᓗ

(vii) ᑐᓂᓯᓂᖅ ᑐᑭᓕᐅᕈᑎᖏᓐᓂᒃ ᓄᓇᒥᐅᑕᐃᑦ ᐊᒻᒪᓗ ᐱᐅᓯᑐᖃᓄᑦ ᐱᔾᔪᑎᒃᓴᑦ;

(b) ᐃᓕᓐᓂᐊᕐᑎᑦᑎᓗᑎᒃ ᐱᓕᕆᔪᒪᔪᑦ ᐃᓄᖕᓂ ᐳᓚᕋᑦᑐᓕᕆᔨᐅᔪᒪᔪᓂᒃ ᓴᕿᑕᐅᓯᒪᓗᑎᒃ ᐳᓚᕋᑦᑐᓕᕆᓂᕐᒧᑦ ᐱᓪᔪᑕᐅᔪᑦ ᑐᓂᓯᒪᓗᒋᑦ ᑲᔪᓯᔪᒥᒃ ᐃᑲᔫᑎᓂᒃ, ᐃᑲᔪᖃᑦᑕᕐᓗᒋᑦ ᐊᒻᒪᓗ ᐱᔭᕆᐅᖅᓴᑎᖃᑦᑕᕐᓗᒋᑦ;

(c) ᓴᕿᑎᓗᑎᒃ ᓄᓇᓕᖕᓂ ᐱᔨᑦᑎᕋᐅᑎᓂᒃ ᐳᓚᕋᑎᓄᑦ, ᐊᒻᒪᓗ, ᐱᓗᐊᖅᑐᒥᒃ, ᐳᓚᕋᑎᑦ ᐅᒥᐊᕐᔪᐊᒃᑯᑦ;

(d) ᐊᑭᓕᕐᓗᒋᑦ ᓇᖕᒥᓂᖁᑎᖃᕐᓂᖏᓐᓄᑦ ᐊᒻᒪᓗ ᓇᓪᓕᐅᑯᒫᑎᒃ ᐊᑭᖏᑦ ᐊᒻᒪᓗ ᑕᐃᒪᐃᑦᑐᓄᑦ ᐊᑭᓕᖅᑑᑎᒋᔭᕆᐊᓕᑦ; ᐊᒻᒪᓗ

(e) ᐱᕙᓪᓕᐊᑎᑦᑎᓗᑎᒃ ᐳᓚᕋᑦᑐᓕᕆᓂᕐᒧᑦ ᐋᕿᒃᓯᒪᔾᔪᑎᒃᓴᓂᒃ, ᐳᓚᕋᑦᑐᓄᑦ ᐊᑐᖅᑕᐅᓂᐊᖅᑐᑦ ᐊᒻᒪᓗ ᓂᐅᕐᕈᓯᕆᔾᔪᑕᐅᓂᐊᖅᑐᑦ ᐸᕐᓇᐅᑎᑦ, ᑕᐃᑲᓂ ᐱᔪᒪᑎᓪᓗᒋᑦ ᐊᑕᔪᑦ ᓄᓇᓖᑦ.

7.2.3 ᐅᑯᐊ ᑮᓇᐅᔭᒃᓴᐃᑦ ᐊᑐᐃᓐᓇᐅᓂᐊᖅᑐᑦ ᑖᒃᑯᓄᖓ ᐊᒻᒪᓗ ᐃᑲᔫᑕᐅᓗᑎᒃ ᐃᓄᐃᑦ ᐳᓚᕋᑦᑐᓕᕆᔨᓄᑦ ᐊᑐᖅᑕᐅᓂᐊᕐᓗᑎᒃ ᒪᓕᒡᓗᒋᑦ ᓇᓗᓇᐃᖅᓯᒪᔪᑦ 7.2.2 ᐊᒻᒪᓗ ᒪᓕᒡᓗᑎᒃ ᐅᑯᓂᖓ ᐃᒪᐃᓕᖓᔾᔪᑕᐅᓂᐊᖅᑐᑦ:

(a) ᖃᐅᔨᒪᔭᐅᑎᐊᓕᑎᑦᑎᓗᑎᒃ ᐅᕝᕙᓘᓐᓃᑦ ᑐᑭᓯᓇᖅᓯᑎᓪᓗᒋᑦ ᐱᐅᓯᑐᖃᕐᓄᑦ ᐊᓐᓂᕐᓇᖅᑐᑦ ᑖᒃᑯᐊ ᑲᓇᑕᒥ ᐆᒪᔪᖃᕐᕖᑦ ᐅᑎᖅᑕᐸᑦᑐᓄᑦ ᑎᖕᒥᐊᓄᑦ ᓴᐳᔾᔭᐅᓯᒪᕕᒃ, ᐊᐅᓚᑦᑎᓂᖅ ᓂᕐᔪᑎᓂᒃ ᐃᓗᖏᓐᓂ ᑲᓇᑕᒥ ᐆᒪᔪᖃᕐᕖᑦ ᐅᑎᖅᑕᐸᑦᑐᓄᑦ ᑎᖕᒥᐊᓄᑦ ᓴᐳᔾᔭᐅᓯᒪᕕᒃ, ᐅᕝᕙᓘᓐᓃᑦ ᓴᐳᓐᓂᐊᕐᕕᑦ ᑎᖕᒥᐊᓂᒃ ᐅᕝᕙᓘᓐᓃᑦ ᐅᓄᖅᓯᒋᐊᕐᑎᑦᑎᑲᓐᓂᕐᓂᖅ ᐆᒪᔪᓂᒃ ᓄᖑᑕᐅᓕᖅᑐᓂᒃ; ᐅᕝᕙᓘᓐᓃᑦ

(b) ᖃᐅᔨᒪᔭᐅᑎᐊᓕᑎᑦᑎᓗᑎ ᐱᕙᓪᓕᐊᑎᑦᑎᓂᕐᒥ ᐳᓚᕋᑦᑐᓕᕆᓂᕐᒧᑦ ᐅᕝᕙᓘᓐᓃᑦ ᐊᓯᖏᓐᓂᒃ ᑮᓇᐅᔭᓕᐅᕈᑎᖃᕈᓐᓇᕐᓂᖅ ᐃᓄᖕᓄᑦ ᐊᑕᔪᓄᑦ ᓄᓇᓕᖕᓂ, ᑕᒪᐃᓐᓂ ᑎᓕᐅᕆᓗᑎᒃ ᖁᔭᒋᓗᒍᓗ ᓄᓇ ᐊᒻᒪᓗ ᓴᐳᑎᓯᒪᓗᒍ ᐅᕝᕙᓘᓐᓃᑦ ᑐᑭᓯᓇᖅᓯᑎᑦᑎᓗᑎᒃ ᓂᕐᔪᑎᓂᒃ ᐃᓗᖏᓂ ᐊᒻᒪᓗ ᓯᓚᑖᓂ ᑲᓇᑕᒥ ᐆᒪᔪᖃᕐᕖᑦ ᐅᑎᖅᑕᐸᑦᑐᓄᑦ ᑎᖕᒥᐊᓄᑦ ᓴᐳᔾᔭᐅᓯᒪᕕᒃ, ᐱᑕᖃᕈᓂ ᐊᒻᒪᓗ ᓇᓂ ᐊᑑᑎᔪᓂ.

7.2.4 ᓄᓇᕗᑦ ᑐᓐᖓᕕᒃ ᑎᒥᖓ ᑐᓂᓯᓯᒪᓂᐊᖅᑐᑦ ᐱᓇᓱᐊᖅᑎᒌᓂᒃ ᐊᕐᕌᒍᒥ ᑐᑭᓯᓇᖅᓯᑎᑦᑎᔪᑕᐅᔪᑦ ᐃᖏᕐᕋᓯᑎᑕᐅᓯᒪᔪᓄᑦ ᐃᒃᐱᒋᑦᑎᐊᖅᖢᒍ ᐅᓇ ᐃᓚᖓ, ᖃᐅᔨᓴᑦᑎᐊᕐᓗᒋᑦ ᑲᔪᓯᑦᑎᐊᖅᓯᒪᔪᑦ ᐃᖏᕐᕋᓯᑎᑕᐅᓯᒪᔪᑦ ᐊᒻᒪᓗ ᐊᑐᓕᖁᔭᐅᔪᑦ ᐱᐅᓯᕚᓪᓕᕐᑎᓪᓗᒍ ᐃᓄᐃᑦ ᐱᖃᓕᕈᓐᓇᕐᓂᖏᓐᓂᒃ.

ᐃᓚᖓ 8 — ᐃᓄᐃᑦ ᑳᓐᑐᕌᒃᑕᐅᓯᒪᓗᑎᒃ ᐊᒻᒪᓗ ᓇᖕᒥᓂᖃᖅᑐᑦ ᐱᕕᖃᕐᑎᑕᐅᓗᑎᒃ

8.1 ᑐᑭᑖᖅᐸᓪᓕᐊᔾᔪᑎᒃᓴᑦ

8.1.1 ᐅᕙᓂ ᐃᓚᖓᓂ ᐊᑖᓂ ᑎᑎᕋᖅᓯᒪᔪᑦ ᑐᑭᑖᖅᐸᓪᓕᐊᔪᑎᒃᓴᖏᑦ:

(a) ᖃᐅᔨᒪᔭᐅᓕᕐᑎᓪᓗᒋᑦ ᐃᓄᐃᑦ ᐃᓚᐅᑎᓪᓗᒋ ᑦᑲᓇᑕᒥ ᐆᒪᔪᓕᕆᔨᕐᔪᐊᑯᑦ ᒐᕙᒪᒃᑯᓂ ᑳᓐᑐᕌᖕᓄᑦ ᑭᒡᒐᖅᑐᕐᓗᑎᒃ ᓄᓇᕗᑦ ᓇᓗᓇᐃᖅᑕᐅᓯᒪᓂᖓ, ᒪᓕᑦᑎᐊᕐᓗᓂ ᐃᓚᖓ 24 ᑖᒃᑯᓇᓂ *ᓄᓇᕗᒻᒥᒃ ᓄᓇᑖᕈᑎᓄᑦ ᐊᖏᕈᑎᑦ*; ᐊᒻᒪᓗ

(b) ᐱᐅᓯᕚᓪᓕᕐᑎᓪᓗᒋᑦ ᐃᓗᓪᓕᕈᓐᓇᕐᓂᖏᑦ ᐃᓄᐃᑦ ᑳᓐᑐᕌᒃᑕᐅᓯᒪᓗᑎᒃ ᑐᓂᔭᐅᓯᒪᓗᑎᒃ ᒐᕙᒪᒃᑯᑦ ᑳᓐᑐᕌᖕᓂᒃ.

8.2 ᑐᑭᖏᑦ

8.2.1 ᐱᔾᔪᑎᒋᓪᓗᒋᑦ ᑖᔅᓱᒧᖓ ᐃᓚᖓᓄᑦ:

(a) “ᓄᓇᖅᑲᖅᑳᖅᓯᒪᔪᑦ ᓇᖕᒥᓂᕐᑯᑎᓕᑦ” ᑐᑭᖃᖅᑐᖅ ᓄᓇᖅᑲᖅᑳᖅᓯᒪᔪᑦ ᓇᖕᒥᓂᕐᑯᑎᓕᑦ ᐅᓇᓗ ᑐᑭᖓ ᐅᖃᖅᑕᐅᓯᒪᑦᑎᐊᖅᑐᖅ ᒐᕙᒪᒃᑯᓂ ᓄᓇᖅᑲᖅᑳᖅᓯᒪᔪᑦ ᓇᖕᒥᓂᕐᑯᑎᓕᖕᓄᑦ. ᑭᓱᓕᕆᔨᐅᔪᓐᓇᕐᓂᖏᓐᓄᑦ ᓇᖕᒥᓂᕐᑯᑎᒋᓗᒋᑦ ᐋᕐᑭᒃᓯᒪᔾᔪᑎᒃᓴᖓᑦ ᓄᓇᖅᑲᖅᑳᖅᓯᒪᔪᓄᑦ ᓇᖕᒥᓂᖃᖅᑐᓄ (ᑲᑎᑕᐅᓯᒪᔪᑦ ᑳᓐᑐᕌᒃᑕᐅᖃᑦᑕᖅᑐᑦ ᐊᑐᐊᒐᖅ ᑐᓴᕐᑎᑦᑎᓂᕐᒧᑦ 1996-6), ᐋᕐᑭᒋᐊᖃᑦᑕᕐᓗᓂ ᐃᓛᓐᓂᒃᑯᑦ, ᐊᒻᒪᓗ ᐃᓚᖃᕐᓗᓂ “ᐃᓄᐃᑦ ᓇᖕᒥᕐᑯᑎᖃᖅᑐᑦ” ᑐᑭᖓ ᓇᓗᓇᐃᖅᓯᒪᔪᖅ ᐃᓚᖓ 24 ᑖᒃᑯᓇᓂ *ᓄᓇᕗᒻᒥᒃ ᓄᓇᑖᕈᑎᓄᑦ ᐊᖏᕈᑎᑦ*.

(b) “ᓇᖕᒥᓂᕐᑯᑎᖃᖅᑐᓄᑦ ᐱᕕᖃᕐᑎᑦᑎᓂᖅ ᐅᕝᕙᓘᓐᓃᑦ ᑮᓇᐅᔭᓕᐅᕈᑎᒋᓇᓱᒍᓐᓇᖅᑕᖏᑦ” ᑐᑭᖃᖅᑐᖅ, ᒪᓕᒃᑕᐅᔭᕆᐊᓕᒃ (c), ᑳᓐᑐᕌᒃ ᐊᑐᕈᓐᓇᖅᑐᖅ ᐊᕐᕌᒍᒧᑦ ᐅᖓᑖᓄᑦᑐᓐᓃᑦ, ᐅᕝᕙᓘᓐᓃᑦ ᑖᓐᓇᑦᑕᐃᓐᓇᖅ ᑳᓐᑐᕌᒃ ᐊᔾᔨᖓ ᑐᓂᔭᐅᓰᖅ ᐅᖓᑖᓄᑦ ᐊᕐᕌᒍᑦ:

(i) ᒪᓕᒃᑐᖅ ᑐᖔᓃᓐᓇᓂ 60 ᐃᓄᒃ ᓴᓇᔪᓐᓇᕐᓂᖓᑕ ᐊᕐᕌᒍᒥ; ᐅᕝᕙᓘᓐᓃᑦ

(ii) ᑳᓐᑐᕌᖓ ᐊᑭᑐᑎᒋᓗᓂ $20,000 ᐊᕐᕌᒍᑕᒫᑦ; ᐊᒻᒪᓗ

(iii) ᐊᓯᖏᑦ ᑳᓐᑐᕌᒃ ᐅᕝᕙᓘᓐᓃᑦ ᑳᓐᑐᕌᑦ ᑕᐃᒪᓗ ᑲᓇᑕᒥ ᐆᒪᔪᓕᕆᔨᕐᔪᐊᑯᑦ ᐊᒻᒪᓗ ᐊᒃᑰᑎᔪᑦ ᑎᓕᔭᐅᓯᒪᔪᑦ ᐃᓄᐃᑦ ᐊᐅᓚᑦᓯᔨᖏᑦ ᐊᖏᖃᑎᒌᓪᓗᑎᒃ ᐃᓛᓐᓂᒃᑯᑦ, ᑎᑎᖃᑎᒍᑦ, ᓇᖕᒥᓂᖃᖅᑐᓄᑦ ᐱᕕᖃᖅᑎᑕᐅᔪᑦ;

(c) ᓇᖕᒥᓂᕐᑯᑎᖃᖅᑐᓄᑦ ᐱᕕᖃᕐᑎᑦᑎᓂᖅ ᐅᕝᕙᓘᓐᓃᑦ ᑮᓇᐅᔭᓕᐅᕈᑎᒋᓇᓱᒍᓐᓇᖅᑕᖏᑦ ᐆᒥᖓ ᐃᓚᖃᔾᔮᖏᑦᑐᑦ:

(i) ᑳᓐᑐᕌᒃ ᐱᔭᕇᕐᓗᒍ ᐃᓗᐊᓂ ᐅᑕᐅᓯᖅ 12-ᑕᕐᑭᒥ, ᐱᓕᕆᓂᖓ ᑎᑭᐅᑎᓯᒪᔪᑦ ᐅᖓᑖᓄᑦ ᐊᕐᕌᒍᒧᑦ ᐱᔾᔪᑎᒋᓪᓗᒍ ᑭᓱᑐᐃᓐᓇᐃᑦ ᑭᖑᕙᖅᓯᒪᖕᒪᑕ, ᓈᒻᒪᖏᑐᐊᕐᒪᑕ ᓱᖅᓯᒪᖏᒪᑕ ᐅᕝᕙᓘᓐᓃᑦ ᓂᕆᐅᓇᖏᑐᒦᑦᑐᑦ ᓄᓇᒥ ᑕᐃᒪᓐᓇᐅᔭᕆᐊᖃᕐᑎᑕᐅᒐᒥᒃ;

(ii) ᐃᖅᑲᓇᐃᔭᖅᑎᑕᐅᓪᓗᑎᒃ ᑳᓐᑐᕌᑦ; ᐅᕝᕙᓘᓐᓃᑦ

(iii) ᓲᕐᓗ ᐊᓯᖏᑦ ᑳᓐᑐᕌᒃ ᐅᕝᕙᓘᓐᓃᑦ ᑳᓐᑐᕌᑦ ᐅᑯᐊ ᑲᓇᑕᒥ ᐆᒪᔪᓕᕆᔨᕐᔪᐊᑯᑦ ᐊᒻᒪᓗ ᐊᒃᑑᑎᔪᑦ ᑎᓕᔭᐅᓯᒪᔪᑦ ᐃᓄᐃᑦ ᐊᐅᓚᑦᓯᔨᖏᑦ ᐊᖏᖃᑎᒌᖃᑦᑕᕐᓗᑎᒃ ᐃᓛᓐᓂᒃᑯᑦ, ᑎᑎᖃᑎᒍᑦ, ᐅᑯᐊ ᓇᖕᒥᓂᖃᖅᑐᓄᑦ ᐱᕕᖃᕐᑎᑦᑎᓂᐅᓐᖏᑦᑐᓂᒃ;

(d) "ᑳᓐᑐᕌᒃ" ᑐᑭᖅᑲᖅᑐᖅ ᑕᒪᕐᒥᒃ ᑳᓐᑐᕌᑦ, ᑭᓯᐊᓂ ᑳᓐᑐᕌᑦ ᒐᕙᒪᒃᑯᓂ ᐃᖅᑲᓇᐃᔭᕐᓂᐊᖅᑐᓄᑦ ᐃᓗᐊᓂ ᑐᑭᖓ ᐃᓚᖓ 23 ᑖᒃᑯᓇᓂ *ᓄᓇᕗᒻᒥᒃ ᓄᓇᑖᕈᑎᓄᑦ ᐊᖏᕈᑎᕐ*, ᑐᓂᔭᐅᔪᑦ ᑲᓇᑕᒥ ᐆᒪᔪᓕᕆᔨᕐᔪᐊᑯᑦ ᐱᔾᔪᑎᒋᓪᓗᒋᑦ ᑲᓇᑕᒥ ᐆᒪᔪᖃᕐᕕᑦ ᐅᕝᕙᓘᓐᓃᑦ ᐅᑎᖅᑕᐸᑦᑐᓄᑦ ᑎᖕᒥᐊᓄᑦ ᓴᐳᔾᔭᐅᓯᒪᕕᒃ, ᐃᓚᒋᔭᐅᓪᓗᑎᒃ, ᖃᓄᑐᐃᓐᓇᖅ ᐱᔪᓐᓇᖅᑐᑦ:

(i) ᑳᓐᑐᕌᒃ ᑲᔪᓯᔪᓐᓇᕐᒪᖔᑕ, ᓴᓇᓯᒪᔪ, ᐱᕙᓪᓕᐊᑎᑦᑎᓂᖅ, ᓂᐅᕕᕐᓂᖅ, ᐃᒡᓗᓕᐅᕐᓂᖅ, ᐃᓕᐅᖃᐃᓂᖅ, ᐱᐅᓯᕚᓪᓕᕐᑎᑦᑎᓂᖅ, ᐃᖏᕐᕋᑎᑦᑎᓂᖅ, ᓴᓇᔭᓇᐊᓕᓕᓇᓂᖅ, ᓱᖅᓯᒪᔪᓂᒃ ᓴᓇᓂᖅ, ᐅᕝᕙᓘᓐᓃᑦ ᐲᔭᐃᓂᖅ ᐃᒡᓗᓕᒃ ᐅᕝᕙᓘᓐᓃᑦ ᓇᐸᔪᓂᒃ ᐱᓪᓗᒍ ᑖᒃᑯᓄᖓ ᑲᓇᑕᒥ ᐆᒪᔪᖃᕐᕕᑦ ᐅᕝᕙᓘᓐᓃᑦ ᐅᑎᖅᑕᐸᑦᑐᓄᑦ ᑎᖕᒥᐊᓄᑦ ᓴᐳᔾᔭᐅᓯᒪᕕᒃ;

(ii) ᑳᓐᑐᕌᑦ ᐱᕙᓪᓕᐊᑎᑦᑎᔪᖅ ᑐᓴᐅᒪᔭᐅᓂᐊᖅᑐᓂᒃ ᐅᕝᕙᓘᓐᓃᑦ ᖃᐅᔨᒪᔭᐅᑦᑎᐊᓕᕈᑎᒃᓴᓂᒃ ᑭᓱᑐᐃᓐᓇᓂᒃ ᑎᑎᖃᓂᒃ;

(iii) ᓇᓕᐊᙳᑐᐃᓐᓇᖅ ᑭᓯᓕᓇᔨᐅᔪᓐᓇᖕᓂᖏᓐᓄ ᑳᓐᑐᕌᒃ ᐊᑐᓇᐊᓕᑦ ᑐᓂᔭᐅᑎᓪᓗᒍ ᐊᑖᒍᑦ ᐆᒪ ᐃᓄᐃᑦ ᐊᒃᑐᖅᑕᐅᓂᐊᕐᓂᖏᓐᓄᑦ ᐱᕚᓪᓕᕈᑕᐅᔪᓐᓇᖅᑐᓄᓪᓗ ᐊᖏᕈᑏᑦ; ᐊᒻᒪᓗ

(e) "ᐃᓄᒃ ᑳᓐᑐᕌᒃᑕᐅᕙᒃᑐᖅ" ᑐᑭᖅᑲᖅᑐᖅ ᐃᓄᒃ ᐅᕝᕙᓘᓐᓃᑦ ᐃᓄᑉ ᓇᖕᒥᓂᑯᑎᖓ.

8.3 ᑲᓐᑐᕌᑦ ᐊᐅᓚᑕᐅᓂᖏᑦ

8.3.1 ᐅᑯᐊ ᐱᓇᓱᐊᖅᑎᒌᑦ ᐊᖏᖅᓯᒪᔪᑦ ᑖᒃᑯᓂᖓ ᑲᓇᑕᐅᑉ ᑭᓯᓕᓇᔨᐅᔪᓐᓇᕐᓂᖏᓐᓄᑦ ᓇᖕᒥᓂᖁᑎᒋᓗᒋᑦ ᐋᖅᑭᒃᓯᒪᔾᔪᑎᒃᓴᖓᑦ ᓄᓇᖅᑲᖅᑳᖅᓯᒪᔪᓄᑦ ᓇᖕᒥᓂᖃᖅᑐᓄᑦ ᐊᒃᑑᑎᔪᑦ ᓄᓇᕗᑦ ᓇᓗᓇᐃᖅᑕᐅᓯᒪᓂᖓ.

8.3.2 ᑐᑭᓯᓇᑦᑎᐊᑲᓐᓂᕐᓂᐊᕐᒪᑦ, ᑕᒪᕐᒥᒃ ᑳᓐᑐᕌᑦ ᒪᓕᑦᑎᐊᕐᓗᑎᒃ ᑕᒪᑐᒧᖓ ᑕᐃᒪᓐᓇᐅᔭᕆᐊᖃᕐᑎᑕᖏᓐᓄᑦ ᑭᓯᓕᓇᔨᐅᔪᓐᓇᕐᓂᖏᓐᓄᑦ ᓇᖕᒥᓂᖁᑎᒋᓗᒋᑦ ᐋᖅᑭᒃᓯᒪᔾᔪᑎᒃᓴᖓᑦ ᓄᓇᖅᑲᖅᑳᖅᓯᒪᔪᓄᑦ ᓇᖕᒥᓂᖃᖅᑐᓄ ᐊᒻᒪᓗ ᐃᓚᖓ 24 *ᓄᓇᕗᒻᒥᒃ ᓄᓇᑖᕈᑎᑦ ᐊᖏᕈᑎᖏᓐᓂ*.

8.3.3 ᑕᒪᕐᒥᒃ ᑳᓐᑐᕌᑦ ᓴᓂᖅᕙᒃᑕᐅᓂᐊᖅᑐᑦ ᓄᓇᖅᑲᖅᑳᖅᓯᒪᔪᓄᑦ ᓇᖕᒥᓂᖃᖅᑐᓄᑦ ᒪᓕᒡᓗᒍ ᐊᑖᓂ ᑭᓯᓕᓇᔨᐅᔪᓐᓇᕐᓂᖏᓐᓄᑦ ᓇᖕᒥᓂᖁᑎᒋᓗᒋᑦ ᐋᖅᑭᒃᓯᒪᔾᔪᑎᒃᓴᖓᑦ ᓄᓇᖅᑲᖅᑳᖅᓯᒪᔪᓄᑦ ᓇᖕᒥᓂᖃᖅᑐᓄ.

8.3.4 ᑕᒪᕐᒥᒃ ᑳᓐᑐᕌᓄᑦ ᑕᐃᒪᓐᓇᐅᔭᕆᐊᖃᕐᑎᑕᐅᔪᑦ, ᑲᓇᑕᒥ ᐆᒪᔪᓕᕆᔨᕐᔪᐊᑯᑦ ᓇᓗᓇᐃᖅᓯᓗᑎᒃ ᐊᔪᖏᑦᑎᐊᖅᑐᒥᒃ ᐃᓄᖕᒥᒃ ᑳᓐᑐᕌᒃᑕᐅᓗᓂ ᐅᑯᐊ ᐃᓄᓕᒫᓄᑦ ᓴᕿᔮᖅᑎᑕᒃᓴᐃᑦ ᑐᑭᓯᑎᑦᑎᔾᔪᑎᒃᓴᐃᑦ ᐃᓗᐊᓂ ᐊᒃᑑᑎᔪᑦ ᓄᓇᓖᑦ ᐊᕕᒃᑐᖅᓯᒪᔪᑦ ᐊᒻᒪᓗ, ᓈᒻᒪᓈᖅᓯᒪᑎᓪᓗᒍ, ᐅᑭᐅᖅᑕᖅᑐᒥ ᑐᓴᒐᒃᓴᓕᐅᕆᒃᑯᓄᑦ, ᐊᒻᒪᓗ ᑕᒪᐅᓐᓇ ᕿᓂᒃᓗᑎᑦ ᐃᓄᖕᓂ ᓇᖕᒥᓂᖃᖅᑐᓂᒃ ᐊᑎᖃᖅᑐᑦ ᓄᓇᕗᑦ ᑐᓐᖓᕕᒃ ᑎᒥᖓ ᒪᓕᒡᓗᒍ 24.7.1 *ᓄᓇᕗᒻᒥᒃ ᓄᓇᑖᕈᑎᓄᑦ ᐊᖏᕈᑎᕐ*.

8.3.5 ᑲᓇᑕᒥ ᐆᒪᔪᓕᕆᔨᕐᔪᐊᑯᑦ ᐃᓱᒪᒋᑦᑎᐊᕐᓗᒋᑦ ᐃᒻᒥᒎᖅᑐᑦ ᑳᓐᑐᖂᒃᑕᐅᓗᑎᒃ ᐊᔪᖏᑦᑎᐊᖅᑐᑦ ᐃᓄᐃᑦ ᑕᐃᑲᓂᓗ ᐃᒻᒥᒍᑦ ᐱᓇᓱᐊᑦᑎᖃᖅᑐᑦ ᒪᓕᒡᓗᒋᑦ ᑕᐃᒪᓐᓇᐅᔭᕆᐊᖃᖅᑎᑕᐅᔪᑦ ᑭᓱᓕᕆᔨᐅᔪᓐᓇᕐᓂᖏᓐᓄᑦ ᓇᖕᒥᓂᖁᑎᒋᓗᒋᑦ ᐋᕿᒃᓯᒪᔾᔪᑎᒃᓴᖓᑦ ᓄᓇᖅᑲᖅᑳᖅᓯᒪᔪᓄᑦ ᓇᖕᒥᓂᖃᖅᑐᓄ.

8.3.6 ᐅᓇ ᐃᓚᖓ ᒪᓕᒋᐊᖃᖅᑐᖅ ᓄᓇᕗᑦ-ᐊᖏᖃᑎᒌᒍᑎᑦ-ᐱᓯᒪᔪᑦ ᑭᓱᓕᕆᔨᐅᔪᓐᓇᕐᓂᖏᓐᓄᑦ ᓇᖕᒥᓂᖁᑎᒋᓗᒋᑦ ᐊᑐᐊᒐᖅ, ᑕᐃᒪᓗ ᐊᑐᓕᖅᑕᐅᑐᐊᖅᐸᑦ ᒪᓕᒡᓗᓂ ᓄᓇᕗᑦ ᑐᓐᖓᕕᒃ ᑎᒥᖓ-ᒐᕙᒪᒃᑯᑦ ᑲᓇᑕᒥ ᐊᖏᖃᑎᒌᒍᑎᖓᑦ ᐱᓪᓗᒍ ᐊᑭᓕᐅᑎᑦ ᐃᖃᖅᑐᐃᕕᒃᑰᖅᑎᑕᐅᓂᖅ ᐊᒻᒪᓗ ᓇᓕᐊᖕᓂ ᐊᑐᓕᖅᑎᑕᐅᔭᕆᐊᖃᖅᑐᓂᒃ ᐱᔾᔪᑎᓃᑦ ᐊᑎᓕᐅᖅᓯᒪᔪᑦ ᒫᔾᔨ 4, 2015, ᐊᑑᑎᖃᖅᑎᑦᑐᒍ.

8.4 ᐃᓄᐃᑦ ᐱᔪᓐᓇᕐᓂᖓ ᓯᕗᓪᓕᖅᐸᐅᓗᑎᒃ ᐋᒃᑳᕈᓐᓇᕐᓗᑎᒃ ᑖᒃᑯᓂᖓ ᓇᖕᒥᓂᖁᑎᖃᖅᑐᓄᑦ ᐱᕕᖃᕐᑎᑦᑎᔾᔪᑕᐅᔪᑦ ᐊᒻᒪᓗ ᑮᓇᐅᔭᓕᐅᕈᑎᒋᓇᓱᒍᓐᓇᖅᑕᖏᑦ

8.4.1 ᒪᓕᒡᓗᒍ 8.4.9 ᑖᒃᑯᓇᓂ *ᓄᓇᕗᒻᒥᒃ ᓄᓇᑖᕈᑎᓄᑦ ᐊᖏᕈᑎᑦ*, ᑎᓕᔭᐅᓯᒪᔪᑦ ᐃᓄᐃᑦ ᐊᐅᓚᑦᓯᔨᖏᑦ ᐱᔭᓐᓇᕐᓂᖃᖅᑐᑦ ᐋᒃᑳᕈᓐᓇᖅᑐᑦ ᑖᒃᑯᓄᖓ ᑕᒪᕐᒥᒃ ᓇᖕᒥᓂᖁᑎᖃᖅᑐᓄᑦ ᐱᕕᖃᕐᑎᑦᑎᓂᖅ ᐅᕝᕙᓘᓐᓃᑦ ᑮᓇᐅᔭᓕᐅᕈᑎᒋᓇᓱᒍᓐᓇᖅᑕᖏᓄᑦ.

8.4.2 ᑲᓇᑕᒥ ᐆᒪᔪᓕᕆᔨᕐᔪᐊᑯᑦ ᑐᓂᓯᓯᒪᓂᐊᖅᑐᖅ ᐱᔭᓐᓇᕐᓂᖃᕐᓂᖏᓐᓂᒃ ᐋᒃᑳᕐᓗᒍ ᓇᖕᒥᓂᖁᑎᖃᖅᑐᓄᑦ ᐱᕕᖃᕐᑎᑦᑎᓂᖅ ᐅᕝᕙᓘᓐᓃᑦ ᑮᓇᐅᔭᓕᐅᕈᑎᒋᓇᓱᒍᓐᓇᖅᑕᖏᓄᑦ ᒪᓕᒡᓗᒍ ᐱᐅᓯᖅᓲᑕᐅᒋᐊᓕᒃ ᑎᑎᕋᖅᓯᒪᔪᖅ ᐊᑖᓂ.

8.4.3 ᐅᑯᐊ ᑎᓕᔭᐅᓯᒪᔪᑦ ᐃᓄᐃᑦ ᐊᐅᓚᑦᓯᔨᖏᑦ ᐱᔭᓐᓇᕐᓂᐊᖅᑐᑦ ᓯᕗᓪᓕᖅᐸᐅᓗᑎᒃ ᐋᒃᑳᕈᓐᓇᖅᑐᑦ ᐊᑑᑎᔪᖅ ᓄᑖᖑᕆᐊᖅᑎᑕᐅᔪᓄᑦ ᐅᖓᓯᒃᑐᓂᑦ ᐋᕿᒋᐊᖅᑕᐅᔪᓄᑦ ᒫᓐᓇᐅᔪᖅ ᓇᖕᒥᓂᖁᑎᖃᖅᑐᓄᑦ ᐱᕕᖃᕐᑎᑦᑎᓂᖅ ᐅᕝᕙᓘᓐᓃᑦ ᑮᓇᐅᔭᓕᐅᕈᑎᒋᓇᓱᒍᓐᓇᖅᑕᖏᓄᑦ ᑕᐃᑲᓂᓗ ᓄᑖᖑᕆᐊᖅᑎᑕᐅᔪᓄᑦ ᐅᕝᕙᓘᓐᓃᑦ ᐋᕿᒋᐊᖅᑕᐅᔪᓄᑦ ᐊᔾᔨᒋᓐᖏᑐᐊᖅᐸᒍ ᐱᓯᒪᓂᖓ ᐅᕝᕙᓘᓐᓃᑦ ᐃᓂᖓᑦ ᒫᓐᓇᐅᔪᖅ ᑳᓐᑐᖂᖓᓂ, ᐊᒻᒪᓗ ᐱᓕᕆᖁᔭᐅᔪᑦ ᐅᕝᕙᓘᓐᓃᑦ ᐊᓯᖏᑦ ᓅᑕᐅᔪᑦ ᒫᓐᓇᐅᔪᒥᑦ ᓇᖕᒥᓂᖁᑎᖃᖅᑐᓄᑦ ᐱᕕᖃᕐᑎᑦᑎᓂᖅ ᐅᕝᕙᓘᓐᓃᑦ ᑮᓇᐅᔭᓕᐅᕈᑎᒋᓇᓱᒍᓐᓇᖅᑕᖏᓄᑦ.

8.4.4 ᓄᓇᕗᑦ ᑐᓐᖓᕕᒃ ᑎᒥᖓ ᑐᓂᓯᓯᒪᓂᐊᖅᑐᖅ ᑲᓇᑕᒥ ᐆᒪᔪᓕᕆᔨᕐᔪᐊᑯᑦ ᐊᑎᖏᓐᓂᒃ ᑎᓕᔭᐅᓯᒪᔪᑦ ᐃᓄᐃᑦ ᐊᐅᓚᑦᓯᔨᖏᑦ ᒪᓕᒡᓗᒍ 8.4.9 ᑖᒃᑯᓇᓂ ***ᓄᓇᕗᒻᒥᒃ ᓄᓇᑖᕈᑎᓄᑦ ᐊᖏᕈᑎᑦ*** ᐊᒻᒪᓗ ᓄᓇᖓᑕ ᓇᓃᓐᓂᖓ ᑖᒃᑯᐊ ᑎᓕᔭᐅᓯᒪᔪᑦ ᐃᓄᐃᑦ ᐊᐅᓚᑦᓯᔨᖏᑦ ᐊᐅᓚᑦᑎᓂᖏ. ᓄᓇᕗᑦ ᑐᓐᖓᕕᒃ ᑎᒥᖓ ᑐᓴᕐᑎᑦᑎᓂᐊᖅᑐᖅ ᑲᓇᑕᒥ ᐆᒪᔪᓕᕆᔪᓄᑦ ᐱᓴᑦᑎᓴᕐᑎᑦ ᖃᓄᐃᓐᓇᖅ ᐊᓯᑦᓴᖅᑐᓂᒃ ᑕᒪᑐᒧᖓ ᑐᖓᔭᖅᑕᐅᔪᒧᑦ.

8.4.5 ᑕᐃᑲᓂ ᑲᓇᑕᒥ ᐆᒪᔪᓕᕆᔨᕐᔪᐊᑯᑦ ᑳᓐᑐᖂᒃᓯᖃᑦᑕᕐᒪᑕ ᑕᒪᐅᓐᓇ ᓇᖕᒥᓂᖁᑎᖃᖅᑐᓄᑦ ᐱᕕᖃᕐᑎᑦᑎᓂᖅ ᐅᕝᕙᓘᓐᓃᑦ ᑮᓇᐅᔭᓕᐅᕈᑎᒋᓇᓱᒍᓐᓇᖅᑕᖏᓄᑦ, ᑐᓴᕐᑎᑦᑎᓂᐊᖅᑐᑦ ᐊᑑᑎᔪᓂᒃ ᑎᓕᔭᐅᓯᒪᔪᑦ ᐃᓄᐃᑦ ᐊᐅᓚᑦᓯᔨᖏᓄᑦ ᑎᑎᕋᕐᓗᑎᒃ.

8.4.6 ᑲᓇᑕᒥ ᐆᒪᔪᓕᕆᔨᕐᔪᐊᑯᑦ ᑐᓴᕐᑎᑦᑎᓗᑎᒃ ᐅᖃᖅᓯᒪᔪᖅ ᐊᑖᓂ ᐊᑯᓂᐅᓗᐊᙱᑦᑐᒥᒃ ᑭᐅᓯᓗᑎᒃ ᑖᒃᑯᓄᖓ ᑎᓕᔭᐅᓯᒪᔪᑦ ᐃᓄᐃᑦ ᐊᐅᓚᑦᓯᔨᖏᑦ, ᐅᑯᐊᓗ ᑐᖕᒎᓃᐅᙱᑦᑐᖅ 30 ᐊᓪᓗᐃᑦ ᑕᐃᑲᖓᑦ ᑐᓴᖅᑎᑕᐅᓚᐅᕿᒥᒃ.

8.4.7 ᒪᓕᒡᓗᒍ 8.4.9 ᑖᒃᑯᓇᓂ ***ᓄᓇᕗᒻᒥᒃ ᓄᓇᑖᕈᑎᓄᑦ ᐊᖏᕈᑎᑦ***, ᐅᑯᐊ ᑎᓕᔭᐅᓯᒪᔪᑦ ᐃᓄᐃᑦ ᐊᐅᓚᑦᓯᔨᖏᑦ ᐱᔪᒪᔪᓐᓇᖅᑐᑦ ᐊᑎᖏᓐᓂᒃ ᑕᒪᕐᒥᒃ ᐅᓂᒃᑳᓕᐊᕆᓯᒪᔪᑦ ᐊᒻᒪᓗ

ᐊᓯᖏᑦ ᑎᑎᕋᖅᓯᒪᔪᑦ ᑖᒃᑯᓇᓂ ᑲᓇᑕᒥ ᐆᒪᔪᓕᕆᔨᕋᔪᐊᖁᑦ ᐱᓯᒪᔭᖏᑦ ᐊᑑᑎᖃᖅᑐᑦ ᑮᓇᐅᔭᓕᐅᕈᑎᒋᔪᓐᓇᕐᓗᒋᑦ ᑖᒃᑯᑎᒍᑦ ᓇᖕᒥᓂᕐᑯᑎᖃᖅᑐᓄᑦ ᐱᕕᖃᕐᑎᑦᑎᓂᖅ ᐅᕝᕙᓘᓐᓃᑦ ᑮᓇᐅᔭᓕᐅᕈᑎᒋᓇᓱᒍᓐᓇᖅᑕᖏᓄᑦ.

8.4.8 ᑕᐃᒪᓗ ᑎᓕᔭᐅᓯᒪᔪᑦ ᐃᓄᐃᑦ ᐊᐅᓚᑦᓯᔾᔨᖏᑦ ᑐᓂᓯᒃᐸᑕ ᑭᐅᓯᔾᔪᑎᒥᖕᓂᒃ ᐃᓗᐊᓂ ᑭᖑᕚᖅᓯᒪᓐᖏᑦᑐᑎᒃ ᑕᐃᒪᓗ ᒪᓕᑦᑎᐊᖅᑐᑎᒃ ᑕᒪᕐᒥᒃ ᑎᑎᕋᓂᑦ ᐊᑐᓇᐊᖅᑕᖅᑐᑦ ᐱᑦᑐᒋᑦ ᑳᓐᑐᕌᖕᓄᑦ ᑕᐃᒪᓐᓇᐅᔭᓇᐊᖅᑕᖅᑎᑕᐅᔪᑦ, ᑲᓇᑕᒥ ᐆᒪᔪᓕᕆᔨᕋᔪᐊᖁᑦ ᑳᓐᑐᕌᒃᓯᓂᐊᖅᑐᑦ ᑖᒃᑯᓂᖓ ᑎᓕᔭᐅᓯᒪᔪᑦ ᐃᓄᐃᑦ ᐊᐅᓚᑦᓯᔾᔨᖏᑦ ᐱᑦᑐᒋᑦ ᓇᖕᒥᓂᕐᑯᑎᖃᖅᑐᓄᑦ ᐱᕕᖃᕐᑎᑦᑎᓂᖅ ᐅᕝᕙᓘᓐᓃᑦ ᑮᓇᐅᔭᓕᐅᕈᑎᒋᓇᓱᒍᓐᓇᖅᑕᖏᓄᑦ.

8.5 ᐊᕐᕌᒍᑕᒫᑦ ᕿᒥᕐᕈᐊᖅᑕᐅᕙᓪᓗᑎᒃ

8.5.1 ᐊᕐᕌᒍᑕᒫᑦ ᕿᒥᕐᕈᐊᖅᑕᐅᕐᑲᑦᑕᕐᓗᑎᒃ ᒪᓕᒃᖢᒍ ᐃᓚᖓ 15.4 ᑖᒃᑯᓇᓂ ᐃᓄᐃᑦ ᐊᒃᑐᖅᑕᐅᓂᐊᕐᓂᖏᓐᓄᑦ ᐱᕚᓪᓕᕈᑕᐅᔪᓐᓇᖅᑐᓄᓪᓗ ᐊᖏᕈᑏᑦ, ᑲᓇᑕᒥ ᐆᒪᔪᓕᕆᔨᕋᔪᐊᖁᑦ ᐅᓂᒃᑳᓕᐊᕆᕐᑲᑦᑕᕐᓗᒍ ᑖᒃᑯᓄᖓ ᐱᓇᓱᐊᕐᑲᑎᒌᓄᑦ ᑕᒪᕐᒥᒃ ᐱᓕᕆᓯᒪᔭᖏᑦ ᒪᓕᒃᖢᒍ ᐅᓇ ᐃᓚᖓ, ᐃᓚᖓ 24 ᑖᒃᑯᓇᓂ *ᓄᓇᕗᒻᒥᒃ ᓄᓇᑖᕈᑎᓄᑦ ᐊᖏᕈᑎᑦ* ᐊᒻᒪᓗ ᑭᓯᓕᕆᔨᐅᔪᓐᓇᕐᓂᖏᓐᓄᑦ ᓇᖕᒥᓂᕐᑯᑎᒋᓗᒋᑦ ᐋᕿᒃᓯᒪᔾᔪᑎᒃᓴᖓᑦ ᓄᓇᖅᑲᖅᑳᖅᓯᒪᔪᓄᑦ ᓇᖕᒥᓂᖅᑲᖅᑐᓄ, ᐃᓚᒋᔭᐅᓪᓗᑎᒃ ᐊᑑᑎᖃᖅᑐᑦ ᖃᐅᔨᒪᑎᑦᑎᔾᔪᑎᒃᓴᐃᑦ ᐱᑦᑐᒋᑦ ᑳᓐᑐᕌᑦ ᑐᓂᔭᐅᔪᑦ.

ᐃᓚᖓ 9 — ᐃᓕᓐᓂᐊᕐᑎᑦᑎᓂᖅ ᐊᒻᒪᓗ ᐃᖅᑲᓇᐃᔭᕐᑎᑦᑎᓂᖅ

9.1 ᑐᑭᑖᖅᐸᓪᓕᐊᔾᔪᑎᒃᓴᑦ

9.1.1 ᐅᕙᓂ ᐃᓚᖓᓂ ᐊᑖᓂ ᑎᑎᕋᖅᓯᒪᔪᑦ ᑐᑭᑖᖅᐸᓪᓕᐊᔪᑎᒃᓴᖏᑦ:

(a) ᓴᓇᑎᑦᑎᓗᑎᒃ, ᐱᔭᕆᐅᖅᓴᑎᑦᑎᓗᑎᒃ ᐊᒻᒪᓗ ᐃᖃᓇᐃᔭᕐᑎᑦᑎᓗᑎᒃ ᐃᓄᖕᓂᒃ ᓴᐳᓐᓂᐊᕐᕕᖕᓂ-ᐱᓯᒪᔪᑦ ᐃᖅᑲᓇᐃᔮᒃᓴᐃᑦ;

(b) ᐊᑐᖅᑕᐅᓗᑎᒃ ᑲᓇᑕᒥ ᐆᒪᔪᓕᕆᔨᕐᔪᐊᑯᑦ ᐃᖅᑲᓇᐃᔭᓕᕐᑎᑦᑎᔾᔪᓯᖏᑦ, ᓴᓇᑎᑦᑎᔾᔪᓯᖏᑦ ᐊᒻᒪᓗ ᐃᖅᑲᓇᐃᔭᕐᑎᓄᑦ ᐱᓕᕆᔾᔪᓯᖏᑦ ᐊᑐᖅᓯᓗᑎᒃ ᐃᓄᐃᑦ ᐱᐅᓯᑐᕐᑲᖏᓐᓂᒃ ᐊᓐᓂᕆᔭᖏᓐᓂᒃ ᐊᒻᒪᓗ ᖃᓄᐃᓕᖓᔭᕆᐊᖃᓕᖃᑦᑕᕐᓂᑯᑦ;

(c) ᐅᓄᕐᓯᒋᐊᕐᓗᒋᑦ ᐱᕕᖃᕐᑎᑦᑎᔾᔪᑎᒃᓴᐃᑦ ᐃᓄᐃᑦ ᐱᓕᕆᔪᓐᓇᖅᑕᖏᓄ ᐊᒻᒪᓗ ᑲᔪᓯᑦᑎᐊᕐᑎᑦᑎᓂᖅ ᓴᐳᓐᓂᐊᕐᓂᕐᒥ- ᐱᓯᒪᔪᑦ ᐃᖅᑲᓇᐃᔮᑦ ᐊᒻᒪᓗ ᐃᖅᑲᓇᐃᔮᒃᓴᕆᓗᒍ ᐃᓕᓐᓂᐊᕐᓗᒋᑦ; ᐊᒻᒪᓗ

(d) ᖃᐅᔨᒪᔭᐅᑎᑦᑎᐊᕐᓗᑎᒃ ᐃᓄᐃᑦ ᐃᓚᐅᓂᖏᑦ ᓴᐳᓐᓂᐊᕐᓂᕐᒥ- ᐱᓯᒪᔪᑦ ᐃᖅᑲᓇᐃᔮᑦ ᑭᒡᒐᖅᑐᐃᔪᓐᓇᕐᓂᕐᒧᑦ ᓄᓇᕗᑦ ᓇᓗᓇᐃᖅᑕᐅᓯᒪᓂᖓ, ᒪᓕᑦᑎᐊᕐᓗᑎᒃ ᐃᓚᖓ 23 ᑖᒃᑯᓇᓂ ᓄᓇᕗᒻᒥᒃ ᓄᓇᑖᕈᑎᓄᑦ ᐊᖏᕈᑎᑦ.

9.2 ᐃᓄᖕᓂᒃ ᐱᔭᕆᐅᖅᓴᑎᑦᑎᔾᔪᑕᐅᔪᖅ

9.2.1 ᑲᓇᑕᒥ ᐆᒪᔪᓕᕆᔨᕐᔪᐊᑯᑦ ᑲᔪᓯᔪᒥᒃ ᒪᓕᖃᑦᑕᕐᓗᒋᑦ ᓄᓇᕗᑦ ᒐᒪᒃᑯᑦ ᓴᕿᑕᐅᓗᑎᒃ ᑎᑎᕋᖅᓯᒪᔪᑦ ᐊᒻᒪᓗ ᑐᓴᐅᒪᑎᑦᑎᔾᔪᑎᒃᓴᐃᑦ ᓴᓇᓯᒪᔪᑦ ᓇᓗᓇᐃᔭᐃᓪᓗᑎᒃ ᓴᐳᓐᓂᐊᕐᓂᕐᒧᑦ ᐃᖅᑲᓇᐃᔮᓂᒃ, ᐃᓕᓐᓂᐊᖅᑕᖏᑦ ᐃᖅᑲᓇᐃᔮᒃᓴᓂᒃ ᐊᒻᒪᓗ ᓇᖕᒥᓂᖁᑎᖏᓐᓄᑦ ᐱᒋᐊᕐᑎᑦᑎᓂᖅ ᐃᓄᖕᓂᒃ.

9.2.2 ᑲᓇᑕᒥ ᐆᒪᔪᓕᕆᔨᕐᔪᐊᑯᑦ ᐃᖅᑲᓇᐃᔭᕐᑎᑦᑎᓗᑎᒃ, ᐱᔭᕆᐅᖅᓴᑎᑦᑎᓗᑎᒃ ᐊᒻᒪᓗ ᐃᓕᓴᐃᔨᖃᕐᑎᑦᑎᓗᑎᒃ, ᓴᐳᓐᓂᐊᕐᓂᕐᒧᑦ-ᐱᓯᒪᔪᓂᒃ ᑲᑎᖓᔪᑦ ᓄᓇᕗᒻᒥ ᐊᒻᒪᓗ ᔭᓗᓇᐃᒥ ᑎᑎᕋᕐᕕᖕᓄᑦ, ᐊᒥᓲᔪᑦ ᐃᓄᐃᑦ ᐃᓕᓐᓂᐊᖅᑐᑦ ᐃᖅᑲᓇᐃᔮᕆᓂᐊᖅᑕᒥᖕᓂ ᑕᐃᒪᓗ ᕿᓇᐅᔭᒃᓴᐃᑦ ᓇᓗᓇᐃᖅᓯᓯᒪᖕᒪᑕ ᑎᑎᕋᓯᒪᔪᑦ 7 ᐊᖏᕈᑎᑦ 15-1-ᒥ ᐃᓂᖃᕐᑎᑦᑎᔪᓐᓇᖅᑐᑦ, ᑭᓯᐊᓂ ᐱᑕᖃᓐᖏᒃᑯᓂ ᐊᑕᐅᓯᕐᒥᒃ ᓴᓇᔪᖅ ᐃᓕᓐᓂᐊᕐᓗᓂ ᑎᑎᕋᕐᕕᖕᒥ, ᑕᕿᓄᑦ ᑎᓴᒪᓄᑦ ᐊᕐᕌᒍᒥ. ᑐᑭᓯᓇᑦᑎᐊᑲᓐᓂᕐᓂᐊᕐᒪᑦ, ᐊᖏᖅᓯᓯᒪᓂᖓᑦ ᖄᖓ ᐊᑐᖅᑕᐅᒐᔭᖅᒪᖔᑦ ᐊᐅᔭᒥ ᓴᓇᖃᑦᑕᖅᑐᑦ ᐃᓕᓐᓂᐊᕐᑎᑦ ᐊᑭᓕᖅᓱᖅᑕᐅᔪᑦ ᑲᓇᑕᐅᑉ ᒐᕙᒪᒃᑯᖏᓐᓂᑦ.

9.2.3 ᑲᓇᑕᒥ ᐆᒪᔪᓕᕆᔨᕐᔪᐊᑯᑦ ᑐᓂᓯᓯᒪᓂᐊᖅᑐᑦ ᐊᕐᖀᒍᑕᓖᑦ ᐅᓂᒃᑳᓂᒃ ᑖᒃᑯᓄᖓ ᓄᓇᕗᑦ ᑐᓐᖓᕕᒃ ᑎᒥᖓ ᑕᒪᑐᒥᖓ ᐃᓄᖕᓂᒃ ᐃᓕᓐᓂᐊᕐᑎᑦᑎᓂᖅ ᓴᓇᓪᓗᑎᒃ ᐊᒻᒪᓗ ᐃᖅᑲᓇᐃᔮᕆᓂᐊᖅᑕᒥᖕᓂᒃ ᐃᓕᓐᓂᐊᖅᑐᑦ ᖃᓄᐃᓕᖓᓂᖏᑦ, ᐊᒻᒪᓗ, ᓇᓂ ᐱᑕᖃᕆᐊᖃᖅᑐᑦ, ᐃᑲᔪᖅᑕᐅᔪᒪᓗᑎᒃ ᑖᒃᑯᓇᖓᑦ ᓄᓇᕗᑦ ᑐᓐᖓᕕᒃ ᑎᒥᖓ ᐊᒻᒪᓗ ᐊᒃᑑᑎᔪᑦ ᐊᕙᒃᑐᖅᓯᒪᔪᑦ ᐃᓄᐃᑦ ᑲᑐᔾᔨᖃᑎᒌᖏᑦ ᓇᓗᓇᐃᖅᓯᓗᑎᒃ ᐱᓕᕆᓂᐊᖅᑐᓂᒃ ᐃᓕᓐᓂᐊᕐᓂᐊᖅᑐᓂᒃ.

9.3 ᐊᑕᐃᓐᓇᕐᓂᐊᙱᑦᑐᑦ ᐊᒻᒪᓗ ᐃᓱᓕᕕᓖᑦ ᐃᖅᑲᓇᐃᔭᕐᑎᑕᐅᓂᖅ ᐊᒻᒪᓗ ᐃᖅᑲᓇᐃᔭᓕᕐᑎᑦᑎᔾᔪᑕᐅᔪᑦ

9.3.1 ᑲᓇᑕᒥ ᐆᒪᔪᓕᕆᔨᕐᔪᐊᒃᑯᑦ ᕿᒥᕐᕈᐊᖃᑎᒋᓗᒋᑦ ᐱᓕᕆᖃᑎᒋᓗᒋᑦ ᓄᓇᕗᑦ ᑐᙵᕕᒃ ᑎᒥᖓ ᐅᑯᓂᖓ ᐱᑦᑐᒋ ᐃᖅᑲᓇᐃᔭᓕᕐᑎᑦᑎᓂᖅ ᐊᒻᒪᓗ ᐃᖅᑲᓇᐃᔭᓕᕐᑎᑦᑎᔾᔪᑕᐅᔪᑦ ᐊᑕᐃᓐᓇᕐᓂᐊᙱᑦᑐᓄᑦ ᐊᒻᒪᓗ ᐃᓱᓕᕕᓕᖕᓄᑦ ᐃᖅᑲᓇᐃᔮᒃᓴᓄᑦ ᓄᓇᕗᒻᒥ:

(a) ᐊᑐᐊᒐᐃᑦ ᐊᒻᒪᓗ ᐱᐅᓯᒃᓴᓕᐊᕆᓯᒪᔪᑦ ᑎᑎᖃᓕᕆᔪᑦ ᐃᖅᑲᓇᐃᔮᒃᓴᐃᑦ, ᐃᓚᒋᔭᐅᑦᑐᑎᒃ ᐃᖅᑲᓇᐃᔮᒃᓴᓂᒃ ᓴᕿᔮᕐᑎᑦᑎᓂᖅ;

(b) ᐃᖅᑲᓇᐃᔭᓕᕐᑎᑦᑎᕙᓪᓕᐊᓂᕐᒧᑦ ᐃᒪᓐᓇᐃᓕᖓᔾᔪᑕᐅᓂᐊᖅᑐᑦ ᐊᒻᒪᓗ ᐊᔪᖏᑦᑕᓇᐊᖅᑲᖅᑕᖏᑦ, ᐃᓚᒋᔭᐅᑦᑐᑎᒃ ᖃᓄᖅ ᐅᖁᒪᐃᑎᕆᓇᔭᕐᓂᖓ ᐊᔭᑕᐅᔪᖅ ᐅᑯᓇᓂ; ᐊᒻᒪᓗ

(c) ᐃᖅᑲᓇᐃᔮᒃᓴᐃᑦ ᑭᓯᓕᕆᓂᐊᕐᓂᖏᓐᓂᒃ ᐊᒻᒪᓗ ᐅᖃᖅᓯᒪᔪᑦ ᐊᔪᖏᑦᑕᓇᐊᖅᑲᖅᑕᖏᓐᓂᒃ.

9.3.2 ᑲᓇᑕᒥ ᐆᒪᔪᓕᕆᔨᕐᔪᐊᒃᑯᑦ ᐃᓚᓕᐅᑎᓯᒪᓂᐊᖅᑕᖏᑦ ᐅᑯᐊ ᐊᑖᓂ ᑎᑎᕋᖅᓯᒪᔪᑦ ᕿᓂᕈᓯᕆᓂᐊᖅᑕᖏᓐᓄᑦ ᐊᒻᒪᓗ ᐃᖅᑲᓇᐃᔮᒃᓴᒥᒃ ᑭᓯᓕᕆᓂᐊᕐᓂᖓᓂᒃ ᐊᑕᐃᓐᓇᕐᓂᐊᙱᑦᑐᓄᑦ ᐊᒻᒪᓗ ᐃᓱᓕᕕᖃᖅᑐᓄᑦ ᐃᖅᑲᓇᐃᔮᒃᓴᓄᑦ ᓄᓇᕗᑦ ᐃᓄᐃᑦ ᓄᓇᖁᑎᖏᓐᓂ:

(a) ᖃᐅᔨᒪᓗᒋᑦ ᐃᓄᐃᑦ ᐱᐅᓯᑐᖃᖏᑦ, ᐃᓅᖃᑎᒌᑦ ᐊᒻᒪᓗ ᒪᑭᒪᔾᔪᑎᒃᓴᑦ;

(b) ᓄᓇᓕᖕᓂ ᖃᐅᔨᒪᑦᑎᐊᕐᓗᑎᒃ;

(c) ᐊᑑᑎᖃᖅᑐᓂ, ᐃᓄᒃᑎᑑᕈᓐᓇᑦᑎᐊᕐᓗᑎᑦ;

(d) ᖃᐅᔨᒪᓗᒋᑦ ᐊᕙᑎᑦᑎᓂ ᖃᓄᐃᓕᖓᔪᓐᓇᖅᑐᑦ ᓄᓇᕗᑦ ᓇᓗᓇᐃᖅᑕᐅᓯᒪᓂᖓ;

(e) ᐊᒃᑑᑎᔪᑦ ᐅᑭᐅᖅᑕᖅᑐᒥ ᐊᑐᖅᓯᒪᑦᑎᐊᕐᓂᒋᑦ; ᐊᒻᒪᓗ

(f) ᖃᐅᔨᒪᓗᒋᑦ *ᓄᓇᕗᒻᒥᒃ ᓄᓇᑖᕈᑎᓄᑦ ᐊᖏᕈᑎᑦ*.

9.3.3 ᑲᓇᑕᒥ ᐆᒪᔪᓕᕆᔨᕐᔪᐊᒃᑯᑦ ᐱᒋᐊᖁᓗᒋᑦ ᖃᐃᖁᔨᓂᐊᖅᑐᑦ ᓄᓇᕗᑦ ᑐᙵᕕᒃ ᑎᒥᖓ ᓂᕈᐊᒐᒃᓴᐅᓗᑎᒃ ᐅᖓᑖᓃᑦ ᐊᕕᒃᑐᖅᓯᒪᔪᑦ ᐃᓄᐃᑦ ᑲᑐᔾᔨᖃᑎᒌᖏᑦ ᑭᒡᒐᖅᑐᖅᑎᖏᓐᓂᒃ (ᓈᒻᒪᓈᖅᑎᓪᓗᒍ) ᐃᒃᓯᕙᖅᑲᑕᐅᓂᐊᖅᑐᒃ ᓂᕈᐊᖅᓯᓂᐊᖅᑐᒃ ᐃᖅᑲᓇᐃᔮᒃᓴᓄᑦ ᖃᖓᑐᐃᓐᓇᖅ ᓄᑖᖅ ᐃᖅᑲᓇᐃᔭᖅᑎ ᐃᖅᑲᓇᐃᔭᖅᑖᕋᖓᑦ ᐊᑕᐃᓐᓇᕐᓂᐊᙱᑦᑐᒃ ᐃᖅᑲᓇᐃᔮᒃᓴᓂᒃ ᓄᓇᕗᒻᒥ.

9.3.4 ᐃᖃᓇᐃᔭᓕᕐᑎᑦᑎᕙᓪᓕᐊᓂᐊᕐᓗᑎᒃ ᐊᑕᐃᓐᓇᔮᙱᑦᑐᓄᑦ ᐊᒻᒪᓗ ᐃᓱᓕᑕᕐᕕᓕᖕᓄᑦ ᐃᖅᑲᓇᐃᔮᒃᓴᓄᑦ ᓄᓇᕗᒻᒥ, ᑲᓇᑕᒥ ᐆᒪᔪᓕᕆᔨᕐᔪᐊᒃᑯᑦ ᐃᖅᑲᓇᐃᔭᓕᕐᑎᑦᑎᖄᕐᓂᐊᖅᑐᑦ ᐊᔪᖏᑦᑐᓂᒃ ᐃᓄᖕᓂᒃ.

9.3.5 ᐱᔭᕇᖅᐸᑦ ᐱᒋᐊᕐᕕᒃᓴᖓᑕ ᐅᓪᓗᐊ, ᓄᑖᖅ ᑲᓇᑕᒥ ᐆᒪᔪᓕᕆᔨᕐᔪᐊᒃᑯᑦ ᐊᑕᐃᓐᓇᕐᓂᐊᙱᑦᑐᖅ ᐊᒻᒪᓗ ᐃᓱᓕᕕᓖᑦ ᐃᖅᑲᓇᐃᔮᒃᓴᖏᑦ, ᐱᔭᒃᓴᓇᓂᐊᖅᑕᖏᑦ ᐱᓯᒪᔪᑦ ᑲᓇᑕᒥ ᐆᒪᔪᖅᑳᑦ ᐊᒻᒪᓗ ᐅᑎᖅᑕᐸᑦᑐᓄᑦ ᑎᖕᒥᐊᓄᑦ ᓴᐳᔾᔭᐅᓯᒪᕕᒃ ᐊᒻᒪᓗ ᐊᑐᓕᖅᑎᑕᐅᓂᖓ ᐅᓇ ᐃᓄᐃᑦ ᐊᒃᑐᖅᑕᐅᓂᐊᕐᓂᖏᓐᓄᑦ ᐱᕚᓪᓕᕈᑕᐅᔪᓐᓇᖅᑐᓄᑦᑐ ᐊᖏᕈᑎᑦ, ᐃᓂᖃᕐᑐᑎᒃ ᓄᓇᕗᒻᒥ.

9.4 ᐊᑕᐃᓐᓇᕐᓂᐊᓐᖏᑦᑐᑦ ᐊᒻᒪᓗ ᐃᓱᓕᕕᓖᑦ ᐃᖅᑲᓇᐃᔮᒃᓴᑦ ᐊᒻᒪᓗ ᓴᓇᔨᓂᒃ ᐱᔭᕆᐅᖅᓴᑎᑦᑎᓂᖅ

9.4.1 ᑕᐃᒪᓐᓇᐅᓯᒪᖕᒪᑦ ᓇᓕᐊᑐᐃᓐᓇᖅ ᐃᖅᑲᓇᐃᔭᓕᕐᑎᑦᑎᓂᕐᒥ ᑖᒃᑯᓄᖓ ᐊᑕᐃᓐᓇᔮᓐᖏᑦᑐᓄᑦ ᐊᒻᒪᓗ ᐃᓱᓕᑕᕐᕕᓕᖕᓄᑦ ᐃᖅᑲᓇᐃᔮᒃᓴᓄᑦ, ᐊᒻᒪᓗ ᑎᓕᐅᓕᕐᓗᒋᑦ ᐱᕚᓪᓕᑎᐊᕐᑯᓪᓗᒋᑦ ᐃᓄᐃᑦ, ᐃᖅᑲᓇᐃᔭᖅᑐᑦ ᐅᔾᔨᖅᑐᕐᑎᖕᒋᑦ ᐃᒪᓐᓇᐅᓂᐊᖅᑐᑦ, ᑲᑐᑎᓗᒋᑦ ᐃᖅᑲᓇᐃᔭᖅᑐᖅ, ᐱᕙᓪᓕᐊᑎᑦᑎᓗᑎᒃ ᐃᓕᓐᓂᐊᕐᓂᐊᖅᑕᑦ ᐃᖅᑲᓇᐃᔮᕆᓂᐊᖅᑕᒥᖕᓄᑦ ᐊᒻᒪᓗ ᐱᔭᕆᐅᖅᓴᐅᑎᒋᓂᐊᖅᑕᒧᑦ ᐸᕐᓇᐅᑎ.

9.4.2 ᐅᑯᐊ ᐃᓕᓐᓂᐊᕐᓂᐊᖅᑕᑦ ᐃᖅᑲᓇᐃᔮᕆᓂᐊᖅᑕᒥᖕᓄᑦ ᐊᒻᒪᓗ ᐱᔭᕆᐅᖅᓴᐅᑎᒋᓂᐊᖅᑕᒧᑦ ᐸᕐᓇᐅᑎ ᑕᐃᒪᓐᓇᐃᔭᕆᐊᓕᑦ ᐊᑖᒍᑦ 9.4.1 ᐃᓚᖃᖅᑐᑎᒃ ᐅᑯᓂᖓ, ᐊᓯᖏᓂᓪᓗ:

(a) ᑭᓲᓂᖕᒋᑦ ᐃᖅᑲᓇᐃᔭᖅᑐᑉ ᑭᓚᒥᐅᔪᓂ ᐊᒻᒪᓗ ᐊᑯᓂᐅᔪᒥ ᐃᓕᓐᓂᐊᕐᓂᐊᖅᑕᑦ ᐃᖅᑲᓇᐃᔮᕆᓂᐊᖅᑕᒥᖕᓄᑦ ᑎᑭᐅᑎᓇᓱᖕᓂᐊᖅᑕᓂ; ᐊᒻᒪᓗ

(b) ᐆᒃᑐᖅᓯᒪᔪᖅ ᓴᓇᓯᒪᓪᓗᓂ ᐃᑲᔪᕐᓗᒋᑦ ᐃᖅᑲᓇᐃᔭᖅᑏᑦ ᑎᑭᐅᑎᓂᐊᕐᒪᑕ ᐃᓕᓐᓂᐊᕐᓂᐊᖅᑕᑦ ᐃᖅᑲᓇᐃᔮᕆᓂᐊᖅᑕᒥᖕᓄᑦ ᑎᑭᐅᑎᓇᓱᖕᓂᐊᖅᑕᓂ.

9.4.3 ᐃᓕᓐᓂᐊᕐᓂᐊᖅᑕᑦ ᐃᖅᑲᓇᐃᔮᕆᓂᐊᖅᑕᒥᖕᓄᑦ ᐊᒻᒪᓗ ᐱᔭᕆᐅᖅᓴᐅᑎᒋᓂᐊᖅᑕᒧᑦ ᐸᕐᓇᐅᑎ ᐊᑕᐃᓐᓇᕐᓂᐊᓐᖏᑦᑐᓄᑦ ᐃᖅᑲᓇᐃᔭᕐᑎᓄᑦ ᐊᒻᒪᓗ ᐃᓱᓕᕕᖃᖅᑐᑦ ᐃᖅᑲᓇᐃᔭᖅᑐᑦ ᐊᑕᐅᓯᕐᒧᑦ ᐊᕐᕌᒍᒧᑦ ᐅᕝᕙᓘᓐᓃᑦ ᐊᑯᓂᐅᓂᖅᓴᒥᒃ ᐅᑯᓂᖓᓗ ᐃᓚᖃᕐᑐᒋᑦ:

(a) ᓇᓪᓕᐊᖕᓂᒃ ᐱᔭᕆᐅᖅᓴᓂᐊᖅᑕᒥᒃ ᐱᐅᓯᕚᓪᓕᕐᓂᐊᕐᒪᑕ ᓴᓇᓕᕆᔪᓐᓇᕐᓂᖕᒋᑦ ᑕᐃᒪᓐᓇᐅᔭᕆᐊᖃᖅᑎᑕᖕᒋᑦ ᐃᖅᑲᓇᐃᔭᖅᑎᐅᑉ ᐃᓂᖓᑕ;

(b) ᐃᓄᒃᑎᑐᑦ ᐅᕝᕙᓘᓐᓃᑦ ᖃᓪᓗᓈᑎᑐᑦ ᐅᖃᓚᐅᖅᓴᓗᑎᒃ ᐃᓕᓐᓂᐊᖅᑐᑎᒃ, ᑕᐃᑲᓂ ᐱᔭᕆᐅᖅᓴᓗᒋᑦ ᐃᑲᔪᕐᓂᐊᕐᓗᒋᑦ ᐃᖅᑲᓇᐃᔭᕐᑎᑦ ᓴᓇᔭᖕᒋᓐᓄᑦ, ᐊᒻᒪᓗ ᑕᐃᑲᓂ ᐅᖃᐅᓯᖅ ᐊᑐᖅᑕᐅᔪᖅ ᐱᔭᕆᐅᖅᓴᔭᐅᔪᓐᓇᕐᑐᓂ; ᐊᒻᒪᓗ

(c) ᐊᓯᖏᓐᓂᒃ ᐱᔭᒃᓴᐅᔪᓂᒃ ᐱᔭᕆᐅᖅᓴᔭᐅᔪᓐᓇᖅᑐᓂᒃ ᐱᕕᖃᕐᑎᑦᑎᓗᑎᒃ, ᐅᑯᐊᓗ ᐃᓚᒋᓗᒋᑦ ᐃᖅᑲᓇᐃᔭᖅᑐᑎᒡᓗ ᐱᔭᕆᐅᖅᓴᓂᖅ, ᑲᔪᓯᓗᒋᓪᓗ ᐃᓕᓐᓂᐊᕿᑎᖕᒋᑦ ᐊᒻᒪᓗ ᐃᓕᓐᓂᐊᕐᕕᖕᒥᑦ ᓄᖅᑲᖓᓚᐅᑲᓪᓗᑎᒃ.

9.4.4 ᐅᑯᐊ ᐱᔭᕆᐅᓴᔭᐅᔪᓐᓇᖅᑐᑦ ᐱᕕᖃᖅᑎᑦᑎᔪᑦ ᑐᓂᓯᓯᒪᓗᑎᒃ ᐅᖃᖅᓯᒪᔪᑦ ᐊᑖᓂ 9.4.3 ᐋᖅᑭᒃᓯᒪᔪ ᐊᑑᑎᖃᕐᑐᑎᒃ ᐃᖅᑲᓇᐃᔭᕐᑎ ᐱᔪᒪᔭᖕᒋᓐᓂᒃ, ᐃᓚᒋᔭᐅᓗᑎᒃ:

(a) ᑎᑭᓪᓗᒍ ᐊᑑᑎᖃᖅᑐᑦ, ᐃᓕᓐᓂᐊᕐᑎᑕᐅᓗᑎᒃ ᐃᓄᒃᑎᑐᑦ ᐅᖃᓪᓚᓪᓗᑎᒃ;

(b) ᑐᓂᓯᒪᓗᒋᑦ ᐃᓕᓐᓂᐊᕐᑎᑦᑎᔾᔪᑎᒋᓂᐊᖅᑕᖕᒋᓐᓂᒃ ᐊᑐᓂ ᐱᓚᓇᑎᑦᑎᔾᔪᑎᖅᑐᑎᒃ; ᐊᒻᒪᓗ

(c) ᑐᓂᓗᒋᑦ ᐱᔭᕆᐅᖅᓴᑎᓪᓗᒋᑦ ᓄᓇᕗᒻᒥ, ᑕᐃᑲᓂᓗ ᑕᒪᒃᑯᐊ ᐱᔭᕆᐅᖅᓴᔭᐅᔪᓐᓇᖅᑐᑦ ᐊᑐᐃᓐᓇᐅᓗᑎᒃ ᐱᑕᖃᕐᓗᑎᒃ.

9.4.5 ᑮᓇᐅᔭᒃᓴᑦ ᐊᑐᓇᐊᖃᖅᑕᑦ ᐊᑐᕐᓂᐊᕐᑐᒋᑦ ᓇᓗᓇᐃᖅᓯᒪᔪᑦ ᐃᓚᖓ 9.3 ᐊᒻᒪᓗ 9.4 ᐱᕕᐅᓂᐊᓐᖏᑦᑐᑦ ᐃᓄᐃᑦ ᐊᒃᑐᖅᑕᐅᓂᐊᕐᓂᖕᒋᓐᓄᑦ ᐱᕚᓪᓕᕈᑕᐅᔪᓐᓇᖅᑐᓄᓪᓗ ᐊᖏᕈᑏᑦ ᐊᑐᓕᖅᑎᑕᐅᕙᓪᓕᐊᔪᓄᑦ ᑮᓇᐅᔭᒃᓴᐃ.

9.5 ᐊᕐᕌᒍ ᐃᓚᖓᓂ ᐃᓕᓐᓂᐊᕐᑎᑦᑎᓂᐊᖅᑐᑦ

9.5.1 ᐅᑯᐊ ᐱᓇᓱᐊᕐᑲᑎᒌᑦ ᐊᖏᕐᑲᑎᒌᒃᑐᑦ ᕿᒥᕐᕈᐊᕐᓗᒋᑦ ᐊᒻᒪᓗ ᐃᓱᒪᒋᑦᑎᐊᑲᓐᓂᕐᓗᒋᑦ ᓴᕿᑕᐅᔪᓐᓇᖅᑐᑦ ᐊᕐᕌᒍ ᐃᓚᖓᓂ ᒥᐊᓂᕆᔾᔪᑕᐅᔪᓐᓇᖅᑐᑦ ᑖᒃᑯᓇᖓ ᑲᓇᑕᒥ ᐆᒪᔪᕐᑲᕐᕖᑦ ᐊᒻᒪᓗ ᐅᑎᖅᑕᐸᑦᑐᓄᑦ ᑎᖕᒥᐊᓄᑦ ᓴᐳᔾᔭᐅᓯᒪᕕᒃ 6-ᖓᓕ ᐊᕐᕌᒍᓂ ᕿᒥᕐᕈᐊᖅᑕᐅᓗᓂ ᐅᕐᑲᖅᓯᒪᔪᖅ ᐊᑖᓂ ᐃᓚᖓ 15.4 ᐅᕙᓂ ᐃᓄᐃᑦ ᐊᒃᑐᖅᑕᐅᓂᐊᕐᓂᖏᓐᓄᑦ ᐱᕚᓪᓕᕈᑕᐅᔪᓐᓇᖅᑐᓄᓪᓗ ᐊᖏᕈᑏᑦ. ᑕᐃᒪᓗ ᓈᒻᒪᕐᑰᔨᒍᓂ, ᐱᓇᓱᐊᕐᑲᑎᒌᑦ ᓴᕿᑦᑎᓗᑎᒃ ᑕᒪᒃᑯᓂᖓ ᐱᓕᕆᑎᑦᑎᔾᔪᑕᐅᔪᓂᒃ ᓯᕗᓂᒃᓴᖓᓂ ᐋᕿᒋᐊᕈᑎᑦ ᐅᕝᕙᓘᓐᓃᑦ ᐋᔩᕐᑲᑎᒌᒍᑕᐅᑲᓐᓂᕐᓗᑎᒃ ᑕᒪᒃᑯᓂᖓ ᑕᕝᕘᓇ ᐃᓄᐃᑦ ᐊᒃᑐᖅᑕᐅᓂᐊᕐᓂᖏᓐᓄᑦ ᐱᕚᓪᓕᕈᑕᐅᔪᓐᓇᖅᑐᓄᓪᓗ ᐊᖏᕈᑏᑦ.

9.6 ᐊᕐᕌᒍᒧᑦ ᕿᒥᕐᕈᐊᖅᑕᐅᓗᑎᒃ

9.6.1 ᐃᓚᒋᓗᒍ ᐊᕐᕌᒍᑕᒫᑦ ᕿᒥᕐᕈᐊᖅᑕᐅᓂᖓ ᐊᑖᓂ ᐃᓚᖓ 15.4 ᑕᕝᕙᓂ ᑲᓇᑕᒥ ᐆᒪᔪᓕᕆᔨᕐᔪᐊᑯᑦ ᑐᓂᓯᓂᐊᖅᑐᖅ ᐱᓇᓱᐊᕐᑲᑎᒌᓄᑦ ᑐᑭᓯᓇᖅᓯᑎᑦᑎᔾᔪᑎᒥᒃ ᐃᓄᖕᓂᒃ ᐃᖅᑲᓇᐃᔭᕐᑎᑦᑎᓂᖅ, ᓴᓇᔨᕐᑲᕐᓂᖅ ᐊᒻᒪᓗ ᐱᓕᕆᔭᕆᐅᖅᓴᑎᑦᑎᔾᔪᑕᐅᔪᑦ ᐊᑖᒍᑦ ᐆᒪ ᐃᓚᖓ, ᕐᑲᐅᔨᓴᑦᑎᐊᕐᓗᒋᑦ ᑲᔪᓯᑦᑎᐊᕐᒪᖔᑕ, ᐊᒻᒪᓗ ᐊᑐᓕᕐᑯᔭᐅᔪᑦ ᐊᕐᕌᒍᓂᐊᖅᑐᒧᑦ ᐊᑐᕐᑯᔭᐅᔪᑦ.

ᐃᓚᖓ 10 — ᖃᐅᔨᓴᕐᓂᖅ

10.1 ᑐᑭᑖᖅᐸᓪᓕᐊᔾᔪᑎᒃᓴᑦ

10.1.1 ᐅᓇ ᐃᓚᖓ ᐊᑖᓂ ᑎᑎᕋᖅᓯᒪᔪᑦ ᑐᑭᑖᖅᐸᓪᓕᐊᔾᔪᑎᒃᓴᖏᑦ:

(a) ᐅᓄᖅᓯᒋᐊᕐᓗᒋᑦ ᐃᓄᐃᑦ ᐃᓚᐅᔪ ᓂᕐᔪᑎᓂᒃ ᐊᒻᒪᓗ ᓂᕐᔪᑎᑦ ᐃᓂᖏᓐᓂᒃ ᖃᐅᔨᓴᖅᑐᓂ ᐊᒻᒪᓗ ᐱᔭᕆᐅᖅᓴᔪᓂ;

(b) ᑎᓕᐅᕆᔪᑦ ᐊᒻᒪᓗ ᐱᔭᕆᐊᑭᒡᓕᕆᔪᑦ ᐃᓄᐃᑦ ᑲᔪᓯᑦᑎᐊᕐᑯᓪᓗᒋᑦ ᓴᐳᓐᓂᐊᕐᕕᖕᓂ ᐊᒻᒪᓗ ᖃᐅᓴᕐᓂᕐᒥ ᐃᖅᑲᓇᐃᔮᖃᕐᑐᑎᒃ ᐊᒻᒪᓗ ᐃᓕᓐᓂᐊᕐᓂᐊᖅᑕᑦ ᐃᖅᑲᓇᐃᔮᕆᓂᐊᖅᑕᒥᖕᓄᑦ;

(c) ᐊᐅᓚᑦᑎᖃᑎᒌᑦ ᖃᐅᔨᓴᐃᓂᕐᒥᒃ ᐱᔪᓐᓇᐅᑎᑖᕐᐸᓪᓕᐊᓂᖏᑦᑕ ᐱᕙᓪᓕᐊᓂᖏᑦ ᑖᒃᑯᓇᖓᑦ ᑲᓇᑕᒥ ᐆᒪᔪᓕᕆᔩᕐᔪᐊᑯᑦ ᐊᒻᒪᓗ ᐊᑑᑎᖃᖅᑐᑦ ᐊᐅᓚᑦᑎᖃᑎᒌᖕᓂᕐᒧᑦ ᑲᑎᒪᔨᕋᓛᑦ;

(d) ᖃᐅᔨᒪᔭᐅᓕᕐᑎᑦᑎᐊᕐᓗᒋᑦ ᑎᑎᕋᖅᑕᐅᓯᒪᓕᕐᑯᓪᓗᒋᑦ ᐊᒻᒪᓗ ᐊᑐᖅᑕᐅᓗᑎᒃ *ᐃᓄᐃᑦ ᖃᐅᔨᒪᓂᑐᖃᖏᓐᓂᒃ* ᐊᒻᒪᓗ ᐃᓄᐃᑦ ᐅᓂᒃᑳᖏᓐᓂᒃ ᐃᒻᒪᑲᓪᓚᓂᑕᓂᒃ ᖃᐅᔨᓴᐃᓂᕐᒧᑦ;

(e) ᑐᓴᕐᑎᓪᓗᒋᑦ ᐊᑕᔪᑦ ᓄᓇᓖᑦ ᐱᓪᓗᒋᑦ ᖃᐅᔨᓴᕐᓂᖅ ᖃᓄᐃᓕᐅᖅᑕᐅᓂᐊᑦᑐᑦ ᐃᓗᖏᓐᓂᒃ ᑲᓇᑕᒥ ᐆᒪᔪᖃᕐᕖᑦ ᐊᒻᒪᓗ ᐅᑎᖅᑕᐸᑦᑐᓄᑦ ᑎᖕᒥᐊᓄᑦ ᓴᐳᔾᔭᐅᓯᒪᕕᒃ;

(f) ᐸᒡᕕᔭᐅᑕᐃᓕᑎᓪᓗᒋᑦ ᐅᕝᕙᓘᓐᓃᑦ ᐸᒡᕕᖏᑦᑎᐊᐸᓗᒡᓗᒋᑦ ᖃᐅᔨᓴᖅᑎᓂᑦ ᑖᒃᑯᓄᖓ ᐃᓄᐃᑦ ᐊᑐᕈᑎᖏᓐᓄᑦ ᐊᒻᒪᓗ ᖁᕕᐊᒋᔭᐅᓂᐊᕐᒪᑕ ᑲᓇᑕᒥ ᐆᒪᔪᖃᕐᕖᑦ ᐊᒻᒪᓗ ᐅᑎᖅᑕᐸᑦᑐᓄᑦ ᑎᖕᒥᐊᓄᑦ ᓴᐳᔾᔭᐅᓯᒪᕕᒃ; ᐊᒻᒪᓗ

(g) ᐊᑲᐅᙱᓕᐅᕈᑎᓂᐊᙱᒪᑕ ᐅᕝᕙᓘᓐᓃᑦ ᐊᑲᐅᙱᓕᐅᕈᑎᓗᐊᕐᓂᐊᙱᒪᑕ ᐊᕙᑖᓂᑦ ᖃᐅᔨᓴᖅᑎᑦ ᐊᒻᒪᓗ ᓂᕐᔪᑎᑦ, ᑕᐃᒪᓐᓇᐃᑎᓪᓗᒍ, ᑕᐃᒪᓐᓇ ᐊᑐᖅᓗᑎᒃ ᐊᐅᓪᓚᕈᔨᓯᒪᕙᒃᑐᓂᒃ.

10.2 ᖃᐅᔨᓴᖅᑕᐅᓂᐊᖅᑐᑦ ᐱᔪᓐᓇᐅᑏᑦ

10.2.1 ᑖᒃᑯᐊ ᐊᑑᑎᖃᖅᑐᑦ ᐊᐅᓚᑦᑎᖃᑎᒌᖕᓂᕐᒧᑦ ᑲᑎᒪᔨᕋᓛᑦ ᐅᖃᐅᔾᔨᖃᑦᑕᕐᓗᑎᒃ ᒥᓂᔅᑕᓄᑦ ᑕᒪᐃᓐᓂᒃ ᖃᐅᔨᓴᕈᑕᐅᔪᓂᒃ ᑖᒃᑯᓄᖓ ᐊᑐᓂ ᑲᓇᑕᒥ ᐆᒪᔪᖃᕐᕖᑦ ᐅᕝᕙᓘᓐᓃᑦ ᐅᑎᖅᑕᐸᑦᑐᓄᑦ ᑎᖕᒥᐊᓄᑦ ᓴᐳᔾᔭᐅᓯᒪᕕᒃ, ᐊᒻᒪᓗ ᐅᖃᐅᑎᓗᒍ ᒥᓂᔅᑕ ᐃᓯᓕᕕᖏᓐᓂᒃ ᐊᒻᒪᓗ ᒪᓕᒃᑕᐅᔭᕆᐊᓕᖕᓂᒃ ᐅᑯᐊᓗ ᐃᓚᓕᐅᑎᓯᒪᕙᒃᑐᑦ ᐊᑐᓂ ᑕᒪᒃᑯᓄᖓ ᐱᔪᓐᓇᐅᑎᑖᓂ.

10.2.2 ᑕᒪᕐᒥᒃ ᖃᐅᔨᓴᖅᑎᑦ ᐱᔪᓐᓇᐅᑎᖏᑦ ᐃᓚᖃᕐᓂᐊᖅᑐᑦ ᑕᐃᒪᓐᓇᐅᔭᕆᐊᖃᖅᑎᑕᐅᔪᓂᒃ ᐅᓇ ᖃᐅᔨᓴᖅᑎ:

(a) ᑎᑎᕋᕐᓗᒋᑦ ᑐᑭᓯᓇᕐᓗᒋᑦ ᖃᓪᓗᓈᑎᑐᑦ ᑐᑭᓯᓇᖅᓯᑎᑦᑎᔾᔪᑎᑦ ᖃᐅᔨᓴᖅᑕᒥᓂᒃ;

(b) ᑐᑭᓯᓇᖅᓯᑎᑦᑎᔾᔪᑖ ᐃᓄᒃᑎᑑᓕᖅᑕᐅᓯᒪᓗᓂ;

(c) ᑐᓂᓗᒋᑦ ᑕᕐᕋᖏᑦ ᐃᓄᒃᑎᑑᖓᔪᑦ ᑐᑭᓯᓇᖅᓯᑎᑦᑎᔾᔪᑎᑦ ᓇᐃᓈᖅᓯᒪᔪᑦ ᑖᒃᑯᓄᖓ ᐊᑑᑎᖃᖅᑐᑦ ᐊᐅᓚᑦᑎᖃᑎᒌᖕᓂᕐᒧᑦ ᑲᑎᒪᔨᕋᓛᑦ ᐊᒻᒪᓗ ᐊᓯᖏᑦ ᓄᓇᓕᖕᓂ ᐊᐅᓚᑦᓯᔨᑦ ᐅᑯᐊᓗ ᑐᓴᕈᒪᔪᑦ ᐱᓪᓗᒍ ᖃᐅᔨᓴᐃᓂᖅ;

(d) ᐃᓚᓕᐅᑎᓗᒋᑦ **ᐃᓄᐃᑦ ᖃᐅᔨᒪᔭᑐᖃᖏᑦ** ᐊᒻᒪᓗ/ᐅᕝᕙᓘᓐᓃᑦ ᐃᓄᐃᑦ ᐅᓂᒃᑳᖏᒃ ᐃᒻᒪᑲᓪᓚᓂᑕᓂᒃ ᖃᐅᔨᓴᕐᓂᕐᒧᑦ, ᑕᐃᑲᓂ ᐊᑑᑎᖃᕐᑎᓪᓗᒋᑦ; ᐊᒻᒪᓗ

(e) ᐱᖃᑎᖃᕐᓗᑎᒃ ᐊᐅᓪᓚᕈᔾᔨᓯᒪᕗᒃᑐᒥᒃ ᑕᐃᑲᓂ ᑕᐃᒪᓐᓇᐅᔪᓐᓇᕐᓂᕋᖅᑕᐅᑎᓪᓗᒍ ᐊᐅᓚᑦᑎᖃᑎᒌᖕᓂᕐᒧᑦ ᑲᑎᒪᔨᕿᑳᑦ ᑕᐃᑲᓂ ᖃᐅᔨᓴᖅᑕᓄᑦ ᐱᔪᓐᓇᐅᑎᒃᓴᖏᓐᓂᒃ ᐱᓕᕆᕝᓕᐊᑎᓪᓗᒋᑦ.

10.3 ᐃᓄᐃᑦ ᓄᓇᒥ ᖃᐅᔨᓴᖅᑐᓂ ᐃᑲᔪᖅᑎᑦ

10.3.1 ᑭᓯᐊᓂ ᐊᖏᖃᑎᒌᒃᓯᒪᑎᓪᓗᒋᖅ ᑖᒃᑯᐊᓗ ᐊᑑᑎᖃᖅᑐᑦ ᐊᕕᒃᑐᖅᓯᒪᔪᑦ ᐃᓄᐃᑦ ᑲᑐᔾᔨᖃᑎᒌᖏᑦ, ᑲᓇᑕᒥ ᐆᒪᔪᓕᕆᔨᕐᔪᐊᑯᑦ (ᐃᓚᒋᔭᐅᓗᑎᒃ ᑕᒪᕐᒥᒃ ᐃᖅᑲᓇᐃᔭᖅᑏᑦ ᐊᒻᒪᓗ ᑳᓐᑐᕌᒃᑕᐅᓯᒪᔪᑦ) ᐃᒪᓐᓇᐅᓂᐊᖅᑐᑦ, ᐊᑐᓂ ᓄᓇᒥ ᐊᕐᕌᒍᑉ ᐃᓚᖓᓂ:

(a) ᐃᖅᑲᓇᐃᔭᕐᑎᑦᑎᓗᑎᒃ ᐅᓄᓅᕆᐊᕐᓗᒋᑦ ᐃᓄᐃᑦ ᖃᐅᔨᓴᖅᑐᓂ ᐃᑲᔪᕐᑎᓂᒃ ᐅᑯᐊᓗ ᐊᑐᓂ ᑲᓇᑕᒥ ᐆᒪᔪᓕᕆᔨᕐᔪᐊᑯᑦ ᓄᓇᓂ ᐱᓕᕆᐊᕆᔭᖏᑦ ᐃᓂᖃᕐᑎᑦᑎᔪᓐᓇᕐᓗᑎᒃ, ᐊᒻᒪᓗ ᖃᓄᐃᓕᐅᕐᒐᒃᓴᖃᕐᑎᓇᒋᑦ ᐊᑕᐅᓯᕐᒥᒃ ᐃᑲᔪᕐᑎᖃᕐᓗᑎᒃ ᐊᑐᓂ ᖃᐅᔨᓴᖅᑕᖓᓂ; ᐊᒻᒪᓗ

(b) ᑐᓂᓗᒋᑦ ᓄᓇᒥ ᐱᔭᕆᐅᖅᓴᑎᓪᓗᒋᑦ ᐃᖅᑲᓇᐃᔮᖏᓐᓄᑦ ᒪᓕᒡᓗᒍ 10.3.1(a), ᑕᒪᒃᑯᐊᓗ ᐅᖃᐅᓯᑦ ᐊᒻᒪᓗ ᑎᑎᕋᖅᓯᒪᔪᑦ ᖃᐅᔨᓴᑦᑎᐊᕐᓗᒋᑦ ᐊᑐᓂ ᐃᓅᑉ ᐱᓕᕆᓂᖓ ᑕᐃᑲᓂ ᐃᓱᓕᑎᓪᓗᒍ ᐃᖅᑲᓇᐃᔮᕆᔭᖓ.

10.3.2 ᑲᓇᑕᒥ ᐆᒪᔪᓕᕆᔨᕐᔪᐊᑯᑦ ᓴᓂᖅᕙᐃᓯᒪᓂᐊᖅᑐᑦ ᐃᓄᐃᑦ ᐊᒃᑐᖅᑕᐅᓂᐊᕐᓂᖏᓐᓄᑦ ᐱᕚᓪᓕᕈᑕᐅᔪᓐᓇᖅᑐᓄᓪᓗ ᐊᖏᕈᑏᑦ ᐊᑐᓕᖅᑎᑕᐅᕙᓪᓕᐊᔪᓄᑦ ᖀᓇᐅᔭᒃᓴᐃᑦ ᐊᑭᑐᑎᒋᓂᖓ ᓇᓗᓇᐃᖅᓯᒪᔪᖅ ᑎᑎᕋᖅᓯᒪᔪᖅ 8 15-1 ᖀᓇᐅᔭᒃᓴᐃᑦ ᐊᑭᖏᑦ ᐃᓄᐃᑦ ᖃᐅᔨᓴᖅᑐᓂ ᐃᑲᔪᖅᑎᐅᓂᕐᒧᑦ ᐱᓕᕆᑎᑦᑎᔾᔪᑕᐅᔪᖅ ᓇᓗᓇᐃᖅᓯᒪᔪᖅ 10.3.1. ᑕᒪᕐᒥᒃ ᐱᔭᐅᔪᖅ ᖀᓇᐅᔭᒃᓴᖅᑖᕐᑎᑦᑎᔪᓂᑦ ᐊᓯᖏᓐᓂᑦ ᑖᒃᑯᓇᖓᑦ ᐃᓄᐃᑦ ᐊᒃᑐᖅᑕᐅᓂᐊᕐᓂᖏᓐᓄᑦ ᐱᕚᓪᓕᕈᑕᐅᔪᓐᓇᖅᑐᓄᓪᓗ ᐊᖏᕈᑏᑦ ᐊᑐᓕᖅᑎᑕᐅᕙᓪᓕᐊᔪᓄᑦ ᖀᓇᐅᔭᒃᓴᖏᓐᓂᑦ ᐊᒻᒪᓗ ᐊᑭᓕᕐᓗᒋᑦ ᖄᖓᓂ ᐊᑭᓕᕆᐊᓕᑦ ᖃᐅᔨᓴᖅᑐᓂ ᐃᑲᔪᕐᑎᐅᓂᕐᒧᑦ ᐱᓕᕆᑎᑦᑎᔾᔪᑕᐅᔪᑦ, ᑲᓇᑕᒥ ᐆᒪᔪᓕᕆᔨᕐᔪᐊᑯᑦ ᐊᑭᓖᓂᐊᖅᑐᑦ ᖃᑦᓯᑖᓚᓂ ᐊᑭᓕᐅᑕᐅᔪᓂᑦ ᖀᓇᐅᔭᒃᓴᓂᑦ ᑖᒃᑯᓇᖓᑦ ᐃᓄᐃᑦ ᐊᒃᑐᖅᑕᐅᓂᐊᕐᓂᖏᓐᓄᑦ ᐱᕚᓪᓕᕈᑕᐅᔪᓐᓇᖅᑐᓄᓪᓗ ᐊᖏᕈᑏᑦ ᐊᑐᓕᖅᑎᑕᐅᕙᓪᓕᐊᔪᓄᑦ ᖀᓇᐅᔭᒃᓴᐃᑦ, ᑎᑭᓪᓗᒍ ᓇᓗᓇᐃᖅᓯᒪᔪᖅ ᑎᑎᕋᖅᓯᒪᔪᓂ 8-ᒥ ᐊᖏᕈᑎ 15-1 ᐅᐃᒍᖅ.

10.3.3 ᑲᓇᑕᒥ ᐆᒪᔪᓕᕆᔨᕐᔪᐊᑯᑦ ᑕᒪᐃᓐᓂᒃ ᐋᖅᑭᒃᓯᓯᒪᓗᑎᒃ ᖀᓇᐅᔭᒃᓴᖅᑲᖅᑎᓪᓗᒋᑦ, ᐊᓯᖏᓐᓂᓗ ᐃᓄᐃᑦ ᐊᒃᑐᖅᑕᐅᓂᐊᕐᓂᖏᓐᓄᑦ ᐱᕚᓪᓕᕈᑕᐅᔪᓐᓇᖅᑐᓄᓪᓗ ᐊᖏᕈᑏᑦ ᐊᑐᓕᖅᑎᑕᐅᕙᓪᓕᐊᔪᓄᑦ ᖀᓇᐅᔭᒃᓴᐃᑦ, ᓈᒻᒪᒡᓗᑎᒃ ᐅᓄᕐᓂᖏᑦ ᐊᑐᖅᑕᐅᓂᐊᕐᓗᑎᒃ ᐊᖑᒫᕐᑯᓗᒍ ᖀᓇᐅᔭᒃᓴᐃᑦ ᐊᑐᐃᓐᓇᐅᔪᑦ ᐊᑖᒍᑦ 15-1.

10.3.4 ᐱᔭᒃᓴᖏᑦ ᐃᓄᐃᑦ ᖃᐅᔨᓴᖅᑐᓂ ᐃᑲᔪᖅᑎᐅᓂᕐᒧᑦ ᐱᓕᕆᑎᑦᑎᔾᔪᑕᐅᔪᖅ ᓴᓇᑎᑕᐅᓗᑎᒃ ᑕᒪᑐᒧᖓ ᐱᓕᕆᑎᑦᑎᔾᔪᑕᐅᔪᒧᑦ ᑕᐃᒪᓗ ᐃᓚᖃᕐᓗᑎᒃ ᖃᐅᔨᓴᐃᓂᒻᒪᕆᖕᒥᒃ ᐅᕝᕙᓘᓐᓃᑦ ᐱᔾᔪᑎᒃᓴᑦ ᐊᐅᓚᑦᑎᔾᔪᑕᐅᔪᑦ ᐱᔭᒃᓴᓇᓗᒋᑦ ᐅᑯᐊᓗ ᐃᓕᓐᓂᐊᕈᑎᖏᓐᓄᑦ ᐱᕚᓪᓕᕈᑎᒋᓂᐊᖅᑐᑦ ᐊᒻᒪᓗ ᐃᖅᑲᓇᐃᔮᓇᓂᐊᕐᓗᒋᑦ ᐃᓕᓐᓂᐊᕈᒪᓕᕐᓗᒋᑦ.

10.3.5 ᑕᐃᒪᓗ ᐃᓚᒋᓪᓗᒍ ᐊᑐᓂ ᐊᕐᕌᒍᒥ ᕿᒥᕐᕈᐊᖅᑕᐅᓂᖓ ᒪᓕᒡᓗᒍ ᐊᑖᓂ ᐃᓚᖓ 15.4, ᑲᓇᑕᒥ ᐆᒪᔪᓕᕆᔨᕐᔪᐊᑯᑦ ᑐᓂᓯᓯᒪᓂᐊᖅᑐᑦ ᐱᓇᓱᐊᖅᑎᒌᓂᒃ ᐊᑎᖏᓐᓂᒃ ᐃᓄᐃᑦ ᐃᖅᑲᓇᐃᔭᕐᑎᑕᐅᔪᑦ ᒪᓕᒡᓗᒍ ᖃᐅᔨᓴᐃᓂᕐᒧᑦ ᐱᓇᓱᐊᖑᔪᓂ ᓄᓇᕗᑦ ᓇᓗᓇᐃᖅᑕᐅᓯᒪᓂᖓ, ᐊᒻᒪᓗ ᐊᑐᓕᖁᔭᐅᔪᑦ ᐅᓄᖅᓯᒋᐊᖁᓪᓗᒋᑦ ᐃᓄᐃᑦ ᖃᐅᔨᓴᖅᑐᓄᑦ ᐃᑲᔪᖅᑎᑦ ᐃᖅᑲᓇᐃᔭᕐᑎᑕᐅᓗᑎᒃ ᑭᖑᓪᓕᕐᒥᒃ ᖃᐅᔨᓴᕐᓇᕐᓯᕐᒥᒃᐸᑦ ᓄᓇᒥ ᐊᕐᕌᒍ ᐃᓚᖓᓂ.

10.4 ᐃᓄᐃᑦ ᖃᐅᔨᓴᖅᑎᑦ

10.4.1 ᐱᔭᐅᔪᒪᑎᓪᓗᒋᑦ ᐃᓄᐃᑦ ᖃᐅᔨᓴᖅᑎᑦ, ᑲᓇᑕᒥ ᐆᒪᔪᓕᕆᔨᕐᔪᐊᑯᑦ ᑐᓂᓯᓂᐊᖅᑐᑦ ᖃᐅᔨᓴᖅᑎᒥᒃ ᐅᑯᓂᖓ:

(a) ᐃᓯᕈᓐᓇᕐᓗᒋᑦ ᐃᓄᓕᒫᓄᑦ ᑐᓴᖅᑕᐅᒐᓗᐊᕈᑎᒃ ᖃᓄᐃᖕᒋᑦᑐᑦ ᐅᑯᐊᓗ ᐊᑐᐃᓐᓇᐅᔪᑦ ᐃᓗᐊᓂ ᑲᓇᑕᒥ ᐆᒪᔪᓕᕆᔪᓄᑦ ᐱᔨᑦᑎᕋᕐᑎᑦ ᐊᒻᒪᓗ ᐅᑯᐊ ᐃᑲᔪᕈᓐᓇᖅᑐᑦ ᖃᐅᔨᓴᖅᑎᓂᒃ ᐱᓕᕆᓗᒋᒃ ᖃᐅᔨᓴᕆᐊᖃᖅᑕᑎᒃ, ᐃᓚᒋᔭᐅᓪᓗᑎᒃ ᐊᑑᑎᖃᖅᑐᑦ ᖃᐅᔨᓴᕈᑎᓄᑦ ᐅᓂᒃᑳᑦ, ᑐᒃᓯᕋᐅᑎᑦ, ᑲᑎᑦᑎᕙᐅᔪᑦ ᖃᓇᓴᐅᔭᓄᑦ ᐊᒻᒪᓗ ᐊᓯᖏᑦ ᑐᓴᕈᓐᓇᖅᑕᖏᑦ;

(b) ᐃᓚᖏᓐᓄᒃ ᐃᓯᕈᓐᓇᕐᓗᑎᒃ ᑖᒃᑯᓄᖓ ᑲᓇᑕᒥ ᐆᒪᔪᓕᕆᔨᕐᔪᐊᑯᑦ ᐃᒡᓗᖁᑎᖏᓐᓄᑦ ᐊᒻᒪᓗ ᓴᓇᕕᒋᔭᖏᓐᓄᑦ, ᐊᑐᐃᓐᓇᐅᒍᑎᒃ, ᑕᐃᑲᓂ ᖃᓇᓴᐅᔭᓂ ᓄᐊᑦᑎᕙᐅᔪᑦ ᐊᒻᒪᓗ ᖃᐅᔨᓴᖅᑕᐅᓯᒪᔪᓂᒃ ᖃᐅᔨᔭᐅᓇᓯᑦᑎᐊᖅᐸᓪᓕᐊᑎᓪᓗᒋᑦ ᖃᐅᔨᓴᖅᑕᐅᔪᖅ;

(c) ᐱᓕᕆᒐᔭᖅᑕᖏᑦ ᑕᒪᕐᒥᒃ ᑲᓇᑕᒥ ᐆᒪᔪᓕᕆᔨᕐᔪᐊᑯᑦ ᐱᓯᒪᔪᑦ ᖃᐅᔨᓴᖅᑎᑦ ᖃᐅᔨᓴᖅᑕᖏᓐᓄᑦ; ᐊᒻᒪᓗ

(d) ᓈᒻᒪᒃᑎᓪᓗᒍ ᐊᒻᒪᓗ ᐊᑐᐃᓐᓇᐅᑎᓪᓗᒍ, ᐃᓯᕐᓗᒍ, ᐊᑭᓖᓐᖏᓪᓗᑎᒃ ᑖᒃᑯᐊ ᖃᐅᔨᓴᖅᑎᑦ, ᖃᖓᑕᔫᒧᑦ, ᓄᓇᓯᐅᑎᓄᑦ ᐅᕝᕙᓘᓐᓃᑦ ᐅᒥᐊᕐᓄᑦ ᓵᑕᖅᑕᐅᓯᒪᓗᑎᒃ ᐅᕝᕙᓘᓐᓃᑦ ᖃᓄᑐᐃᓐᓇᖅ ᐋᖀᒃᑕᐅᓯᒪᔪᑦ ᑖᒃᑯᓇᖓᑦ ᑲᓇᑕᒥ ᐆᒪᔪᓕᕆᔨᕐᔪᐊᑯᑦ ᐱᔾᔪᑎᒋᓪᓗᒍ ᐊᐅᓚᑦᑎᓂᐊᕐᓂᖅ ᐊᒻᒪᓗ ᐱᓕᕆᓂᐊᕐᓂᖅ ᖃᐅᔨᓴᖅᑕᓂᒃ ᐃᓗᖏᓐᓂ ᑲᓇᑕᒥ ᐆᒪᔪᖃᕐᕖᑦ ᐅᕝᕙᓘᓐᓃᑦ ᐅᑎᖅᑕᐸᑦᑐᓄᑦ ᑎᖕᒥᐊᓄᑦ ᓴᐳᔾᔭᐅᓯᒪᕙᒃ.

10.4.2 ᑐᑭᓯᓇᑦᑎᐊᑲᓐᓂᕐᓂᐊᕐᒪᑦ, ᐃᓄᐃᑦ ᖃᐅᔨᓴᖅᑎᑦ ᒪᓕᒋᐊᖃᖅᑐᑦ ᐅᕙᓂ ᐊᖏᕈᑎᓂᒃ.

10.5 ᐃᓄᐃᑦ ᐊᑐᕐᓗᒋᑦ ᐊᒻᒪᓗ ᖁᕙᐊᒋᔭᒥᖕᓄᑦ

10.5.1 ᐊᐅᓚᑦᑎᔾᔪᑎᒃᓴᓄᑦ ᐸᕐᓇᐅᑎᑦ ᑖᒃᑯᓄᖓ ᑲᓇᑕᒥ ᐆᒪᔪᖃᕐᕖᑦ ᐊᒻᒪᓗ ᐅᑎᖅᑕᐸᑦᑐᓄᑦ ᑎᖕᒥᐊᓄᑦ ᓴᐳᔾᔭᐅᓯᒪᕙᒃ ᓇᓗᓇᐃᖅᓯᓂᐊᖅᑐᑦ:

(a) ᓄᓇᖓ ᐃᓗᐊᓂ ᐊᒻᒪᓗ ᐊᕙᓗᐊᓂ ᑲᓇᑕᒥ ᐆᒪᔪᖃᕐᕖᑦ ᐊᒻᒪᓗ ᐅᑎᖅᑕᐸᑦᑐᓄᑦ ᑎᖕᒥᐊᓄᑦ ᓴᐳᔾᔭᐅᓯᒪᕙᒃ ᐊᕐᕌᒍ ᐃᓚᖓᓂ ᐊᑐᖅᑕᐅᖃᑦᑕᖅᑐᑦ ᖃᐅᔨᓴᖅᑎᓂᑦ, ᐃᓚᒋᔭᐅᓪᓗᑎᒃ ᐃᓂᖏᓐᓂᑦ ᐊᑯᓂᐅᔪᒥᒃ ᐊᒻᒪᓗ ᑖᒃᑯᓂᖓᑦᑕᐃᓐᓇᖅ ᖃᐅᔨᓴᕈᑎᖃᖅᕗᑎᒃ; ᐊᒻᒪᓗ

(b) ᑭᓯᓕᕆᔾᔪᑎᖏᑦ ᐊᔾᔨᒌᓐᖏᓗᐊᕐᑎᑕᐃᓕᒪᓗᒋᑦ ᖃᐅᔨᓴᕈᑕᐅᔪᑦ ᐃᓄᐃᑦ ᐊᑐᕈᓯᖏᓐᓄᑦ ᐊᒻᒪᓗ ᖁᕙᐊᓯᒍᑎᒋᕙᒃᑕᖏᓐᓄᑦ ᑲᓇᑕᒥ ᐆᒪᔪᖃᕐᕖᑦ ᐊᒻᒪᓗ ᐅᑎᖅᑕᐸᑦᑐᓄᑦ ᑎᖕᒥᐊᓄᑦ ᓴᐳᔾᔭᐅᓯᒪᕙᒃ, ᐃᓚᒋᔭᐅᓪᓗᑎᒃ ᐊᑐᓕᖁᔭᐅᔪᑦ ᐅᕝᕙᓘᓐᓃᑦ ᐊᔪᖅᑎᑕᐅᓂᐊᖅᑐᑦ, ᑕᐃᑲᓂ ᑕᐃᒪᓐᓇᐅᔪᓐᓇᖅᑎᓪᓗᒍ, ᖃᐅᔨᓴᖅᑎᑦ ᐊᑐᕐᓗᓂᔾᔪᒃ ᑲᓇᑕᒥ ᐆᒪᔪᖃᕐᕖᑦ ᐅᕝᕙᓘᓐᓃᑦ ᐅᑎᖅᑕᐸᑦᑐᓄᑦ ᑎᖕᒥᐊᓄᑦ ᓴᐳᔾᔭᐅᓯᒪᕙᒃ.

10.5.2 ᖃᐅᔨᓴᕈᑎᓄᑦ ᐱᔪᓐᓇᐅᑎᑦ ᐃᓚᖃᕐᓗᑎᒃ ᐱᓕᕆᔾᔪᑎᓂᒃ ᓇᓗᓇᐃᖅᓯᒪᔪᑦ ᒪᓕᒋᐊᓕᖕᓂ ᐊᖏᕈᑎᓕ 10.5.1 (b) ᐊᒻᒪᓗ ᐊᓯᖏᑦ ᐊᒃᑑᑎᔪᑦ ᐱᓕᕆᔾᔪᑕᐅᔪᑦ ᐱᑕᖃᕆᐊᓕᑦ ᐊᑦᑎᒃᓯᓯᒪᑎᑦᑎᐊᕐᓗᒍ ᐊᔾᔨᒌᓐᖏᓗᐊᔭᓐᓂᖏᑦ ᖃᐅᔨᓴᕈᑕᐅᔪᑦ ᐃᓄᐃᑦ ᐊᑐᕈᓯᖏᓐᓄᑦ ᐊᒻᒪᓗ ᖁᕙᐊᓯᒍᑎᒋᕙᒃᑕᖏᓐᓄᑦ.

10.6 ᐊᑐᓕᖁᔭᐅᔪᑦ ᐅᕝᕙᓘᓐᓃᑦ ᐊᐅᓪᓚᕈᔾᔨᓯᒪᔪᓐᓇᕆᐊᓕᑦ ᓄᓇᓄᑦ

10.6.1 ᐊᐅᓚᑦᑎᔾᔪᑎᒃᓴᓄᑦ ᐸᕐᓇᐅᑎᑦ ᓇᓗᓇᐃᖅᓯᒪᓂᐊᖅᑐᑦ, ᐊᑑᑎᖃᕐᓂᖓᒍᑦ:

(a) ᓄᓇᐃᑦ ᐊᒻᒪᓗ/ᐅᕝᕙᓘᓐᓃᑦ ᖃᓄᐃᓕᖓᑎᓪᓗᒋᑦ ᑕᐃᑲᓂ ᐊᑐᖁᔭᐅᔪᓂ ᐅᕝᕙᓘᓐᓃᑦ ᑕᐃᒪᓐᓇᐅᔭᕆᐊᖃᖅᑐᑦ ᐅᑯᐊ ᖃᐅᔨᓴᖅᑎᑦ ᒪᓕᒃᑎᖃᕐᓂᐊᕐᓗᑎᒃ ᐃᓄᖕᓂ ᐊᐅᓪᓚᕈᑎᔭᐅᓯᒪᓗᑎᒃ; ᐊᒻᒪᓗ

(b) ᐊᑐᓕᖁᔭᐅᔪᑦ ᐊᔪᖏᑦᑕᕆᐊᖃᖅᑕᖏᓐᓂᒃ ᐊᐅᓪᓚᕈᔾᔨᖃᑦᑕᕐᓂᐊᕐᓗᓂ, ᐃᓚᒋᔭᐅᓗᑎᒃ ᐊᑐᓕᖁᔭᐅᔪᑦ ᐱᓪᓗᒍ ᐊᑭᓕᖅᓱᖅᑖᖅᑕᐃᓕᔾᔪᑎᒃᓴᑦ ᓇᓪᓕᐅᑯᒫᖅ.

10.6.2 ᐅᑯᐊ ᐊᐅᓚᑦᑎᖃᑎᒌᖕᓂᕐᒧᑦ ᑲᑎᒪᔨᕋᓛᑦ ᕿᒥᕐᕈᐊᖃᑎᖃᕐᓗᑎᒃ ᐊᑑᑎᔪᓂᒃ ᓄᓇᓕᖕᓂ ᐊᖑᓇᓱᒃᑐᓕᕆᔨᒃᑯᑦ ᓄᓇᐃᑦ ᓇᓗᓇᐃᖅᓯᒪᔪᑦ ᐃᓗᐊᓂ ᐊᐅᓚᑦᑎᔾᔪᑎᒃᓴᓄᑦ ᐸᕐᓇᐅᑎᑦ ᒪᓕᒡᓗᒍ 10.6.1(a).

10.6.3 ᑕᐃᒪᓗ, ᐊᖏᑕᐅᔭᕇᖅᓯᒪᓕᕈᓂ ᐊᐅᓚᑦᑎᔾᔪᑎᒃᓴᓄᑦ ᐸᕐᓇᐅᑎᑦ, ᐊᑑᑎᖃᖅᑐᑦ ᓄᓇᒥᒃ ᑲᑐᔾᔨᖃᑎᒌᒃᑐᑦ ᑲᑎᒪᔨᕋᓛᖏᑦ ᑐᓴᕐᑎᑕᐅᓂᐊᖅᑐᑦ ᓄᓇᒥ ᐊᑐᕐᓂᐊᖅᑕᖏᓐᓂᒃ ᐊᔪᖏᑦᑎᐊᖅᑐᑦ ᐊᐅᓪᓚᕈᔾᔨᓯᒪᓂᐊᖅᑐᓕᑦ ᐅᕝᕙᓘᓐᓃᑦ ᑕᐃᒪᓐᓇᐅᔭᕆᐊᖃᕐᓂᐊᖅᑐᖅ, ᐃᓱᒪᒋᑦᑎᐊᕐᓗᒍ ᖃᓄᕐᑖᖓᓂᖓ ᐊᒻᒪᓗ ᐱᕙᓪᓕᐊᑎᑕᐅᓂᖓ ᐋᕿᒋᐊᕐᐸᓪᓕᐊᓂᖓ ᓄᓇᒥᒃ ᑲᑐᔾᔨᖃᑎᒌᒃᑐᑦ ᑲᑎᒪᔨᕋᓛᖏᑦ ᑎᑎᕋᖅᓯᒪᔪᖅ ᐃᓚᖓ 3.6 ᐊᑑᑎᓂᐊᖅᑐᖅ.

10.6.4 ᑲᓇᑕᒥ ᐆᒪᔪᓕᕆᔪᓄᑦ ᐱᓯᑦᑎᕋᕐᑎᑦ ᐃᓚᓕᐅᑎᓯᒪᓗᒋᑦ ᑕᒪᒃᑯᓄᖓ ᐱᔪᓐᓇᐅᑎᑦ ᐊᒻᒪᓗ ᓇᓕᐊᑐᐃᓐᓇᖅ ᐊᐅᓪᓚᕈᔾᔨᓯᒪᓂᐊᖅᑐᑦ ᐱᓯᒪᔪᑦ ᐱᔪᓐᓇᐅᑎᑦ ᑕᐃᒪᓐᓇᐅᔭᕆᐊᖃᖅᑎᑕᐅᔪ ᐊᒻᒪᓗ ᐃᓚᓕᐅᑎᓯᒪᓗᑎᒃ ᐱᔪᓐᓇᐅᑎᓄᑦ ᓇᓕᐊᑐᐃᓐᓇᖅ ᐊᐅᓪᓚᕈᔾᔨᓯᒪᓂᐊᑦᑐᑦ ᐊᑐᓕᖅᑕᐅᖁᔭᖏᑦ ᓇᓗᓇᐃᖅᓯᒪᓗᑎᒃ ᐃᓗᐊᓂ ᐊᐅᓚᑦᑎᔾᔪᑎᒃᓴᓄᑦ ᐸᕐᓇᐅᑎᓂ.

ᐃᓚᖓ 11 — ᐃᓄᖕᓄᑦ ᐱᒻᒪᕆᒋᔭᐅᔪᑦ ᐊᒻᒪᓗ ᐱᖁᓯᑐᖃᖏᑦ

11.1 ᑐᑭᑖᖅᐸᓪᓕᐊᔾᔪᑎᒃᓴᑦ

11.1.1 ᐅᕙᓂ ᐃᓚᖓᓂ ᐊᑖᓂ ᑎᑎᕋᖅᓯᒪᔪᑦ ᑐᑭᑖᖅᐸᓪᓕᐊᔪᑎᒃᓴᖏᑦ:

(a) ᓴᐳᒻᒥᓗᒋᑦ ᐊᒻᒪᓗ ᓄᖑᑕᐅᑕᐃᓕᑎᓪᓗᒋᑦ ᐃᑕᕐᓂᑕᖅᑲᖅᑐᑦ ᓄᓇᒥ ᐃᓂᖏ, ᐃᑕᕐᓂᑕᐃᒃ, ᐊᒻᒪᓗ ᐃᓄᖕᓄᑦ ᐃᓂᒋᔭᐅᔪᑦ ᐱᒻᒪᕆᐅᔪᑦ ᐃᓄᖕᓄᑦ; ᐊᒻᒪᓗ

(b) ᒪᓕᑦᑎᐊᕋᓗᐊᕐᒪᖔᑕ ᑕᒪᕐᒥᒃ ᖃᓄᐃᓕᐅᕈᑕᐅᔪᑦ ᐃᓗᖏᓐᓂ ᑲᓇᑕᒥ ᓂᕐᔪᑎᓄᑦ ᓄᓇᖁᑎᖏᑦ ᐊᒻᒪᓗ ᑎᖕᒥᐊᓄᑦ ᑎᑭᐸᒃᑐᓄᑦ ᓴᐳᓐᓂᐊᕐᕕᑦ ᑕᐃᒪᓐᓇᐅᔭᕆᐊᖅᑎᑕᐅᔪᓄᑦ ᑖᒃᑯᑎᒍᑦ ᐃᓗᐊᓂ *ᓄᓇᕗᒻᒥ ᐃᑕᕐᓂᑕᑕᓕᕆᓂᖅ ᐊᒻᒪᓗ ᐅᔭᕋᖑᖅᓯᒪᔪᓂᒃ ᐃᓂᖏᓄᑦ ᐱᖁᔭᕋᓛᑦ* ᐊᒻᒪᓗ ᐃᓚᖓ 33 ᑖᒃᑯᓇᓂ *ᓄᓇᕗᒻᒥᒃ ᓄᓇᑖᕈᑎᓄᑦ ᐊᖏᕈᑎᑦ*.

11.2 ᑐᑭᖏᑦ

11.2.1 ᐱᔾᔪᑎᒋᓪᓗᒋᑦ ᐅᕗᖓ ᐃᓚᖓᓄᑦ:

(a) "ᐃᑦᑕᕐᓂᑕᑦ ᐱᖁᑎᑦ" ᑕᐃᒪᓐᓇᑦᑕᐃᓐᓇᖅ ᑐᑭᓕᐅᖅᓯᒪᔪᖅ ᑕᐃᑲᓂ *ᓄᓇᕗᒻᒥ ᐃᑕᕐᓂᑕᑕᓕᕆᓂᖅ ᐊᒻᒪᓗ ᐅᔭᕋᖑᖅᓯᒪᔪᓂᒃ ᐃᓂᖏᓄᑦ ᐱᖁᔭᕋᓛᑦ*;

(b) "ᐃᑕᕐᓂᑕᑦ ᑭᓲᓂᖏᑦ" ᑕᐃᒪᓐᓇᑦᑕᐃᓐᓇᖅ ᑐᑭᓕᐅᖅᓯᒪᔪᖅ ᑕᐃᑲᓂ *ᓄᓇᕗᒻᒥᒃ ᓄᓇᑖᕈᑎᓄᑦ ᐊᖏᕈᑎᑦ*;

(c) "ᐃᑕᕐᓂᑕᑦ ᓄᓇᒥ ᐃᓂᖏᑦ" ᑐᑭᖃᖅᑐᖅ ᐃᓃᑦ ᓇᓗᓇᐃᖅᓯᒪᔪᑦ ᓇᓕᐊᖕᓂᑐᐃᓐᓇᖅ ᐱᖁᔭᕋᓛᓂ ᐅᕝᕙᓘᓐᓃᑦ *ᓄᓇᕗᒻᒥᒃ ᓄᓇᑖᕈᑎᓄᑦ ᐊᖏᕈᑎᑦ*; ᐊᒻᒪᓗ

(d) "ᐱᖁᔭᕋᓛᖅ" ᑐᑭᖃᖅᑐᑦ *ᓄᓇᕗᒻᒥ ᐃᑕᕐᓂᑕᑕᓕᕆᓂᖅ ᐊᒻᒪᓗ ᐅᔭᕋᖑᖅᓯᒪᔪᓂᒃ ᐃᓂᖏᓄᑦ ᐱᖁᔭᕋᓛᑦ*.

11.3 ᐱᐅᓯᑐᖃᖃᕐᕕᐅᔪᑦ ᐃᓂᖏᑦ ᐱᒻᒪᕆᐅᔪᑦ ᐃᓄᖕᓄᑦ

11.3.1 ᐱᓇᓱᐊᖅᑎᒌᑦ ᐃᓕᓴᖅᓯᓯᒪᕗᑦ ᐅᓇ ᒥᓂᔅᑕ ᐃᓅᓯᓕᕆᔨᒃᑯᓄᑦ ᐊᒻᒪᓗ ᐃᓄᐃᑦ ᐱᖁᑎᑐᖃᖏᓐᓂᒃ ᓇᐅᑦᓯᖅᑐᖅᑏ ᐊᔪᖏᑦᑎᐊᖅᑐᑦ ᐊᒻᒪᓗ ᓄᓇᖁᑎᖓᓃᑦᑐᑦ ᓴᐳᒻᒥᓗᑎᒃ ᐊᒻᒪᓗ ᓄᖑᖅᑕᐅᑦᑕᐃᓕᑎᓪᓗᑎᑦ ᐃᑕᕐᓂᑕᑕᓖᑦ ᐃᓂᖏᑦ, ᐃᑕᕐᓂᑕᓂᒃ ᖃᐅᔨᓴᕈᑎᑖᕐᕕᐅᔪᑦ, ᐊᒻᒪᓗ ᐃᑦᑕᕐᓂᑕᑦ ᐱᖁᑎᑦ, ᐃᓂᖅᑲᖅᑐᑦ ᐃᓗᐊᓂ ᑲᓇᑕᒥ ᓂᕐᔪᑎᓄᑦ ᓄᓇᖁᑎᖏᑦ ᐊᒻᒪᓗ ᑎᖕᒥᐊᓄᑦ ᑎᑭᐸᒃᑐᓄᑦ ᓴᐳᓐᓂᐊᕐᕕᑦ.

11.3.2 ᓄᓇᕗᑦ ᑐᓐᖓᕕᒃ ᑎᒥᖓ ᑐᓂᓯᓯᒪᓂᐊᖅᑐᖅ ᐱᐅᓯᑐᖅᑲᑕᓕᕆᔨᒃᑯᓄᑦ ᐊᒻᒪᓗ ᑲᓇᑕᒥ ᐆᒪᔪᓕᕆᔨᕐᔪᐊᑯᑦ ᑐᓴᕐᑎᓪᓗᒋᑦ ᐃᑕᕐᓂᑕᖅᑲᖅᑐᑦ ᐃᓂᖏᓐᓂᒃ, ᐊᒻᒪᓗ ᐱᑐᖅᑲᓕᕕᐅᔪᓂᒃ ᐃᓂᖏᓂᒃ ᐱᒻᒪᕆᐅᔪᑦ ᐃᓄᖕᓄᑦ ᐱᑎᑦᑎᓗᑎᒃ ᑕᒪᐅᓐᓇ ᐱᖁᑎᒥᖕᓂᒃ ᐃᓱᖅᑲᕐᓂᕐᒥᖕᓂᒃ ᐱᓕᕆᑎᓪᓗᒋᑦ ᐊᑖᒍᑎ ᐃᓚᖓ 6.4 ᑎᑭᓪᓗᒍ 6.7 ᑖᒃᑯᓇᓂ ᐃᓄᐃᑦ ᐊᒃᑐᖅᑕᐅᓂᐊᕐᓂᖏᓐᓄᑦ ᐱᕚᓪᓕᕈᑕᐅᔪᓐᓇᖅᑐᓄᓪᓗ ᐊᖏᕈᑏᑦ. ᒥᑭᓛᖅ, ᑕᒪᒃᑯᓄᖓ ᑐᓴᕐᑎᑦᑎᔾᔪᑕᐅᔪᑦ ᐃᓚᖅᕐᑐᑎᒃ ᓇᓃᓐᓂᖏᓐᓂᒃ ᑕᒪᒃᑯᐊ ᐃᓂᒋᔭᐅᔪᑦ, ᐊᒻᒪᓗ ᓱᓇᖅᕐᓂᖏᓐᓂᒃ ᐊᑐᓂ ᐃᓂᒋᔭᐅᔪᑦ ᐱᒻᒪᕆᐅᔪᑦ ᐱᐅᓯᑐᖃᕐᒍᑦ ᐱᔾᔪᑎᒃᓴᑦ.

11.3.3 ᐅᓇ ᒥᓂᔅᑕ ᖃᐅᔨᓴᕐᓂᐊᖅᑐᖅ ᐅᑯᐊ ᑕᒪᕐᒥᒃ ᑲᓇᑕᒥ ᐆᒪᔪᓕᕆᔨᕐᔪᐊᑯᑦ ᐃᖅᑲᓇᐃᔭᕐᑎᖏᑦ ᐊᒻᒪᓗ ᑳᓐᑐᕌᒃᑕᐅᓯᒪᔪᑦ ᒪᓕᒡᓗᑎᒃ ᐱᖁᔭᕋᓛᓂᒃ, ᐊᒻᒪᓗ ᐱᓕᕆᓂᐊᖅᑐᖅ ᐊᑑᑎᖃᖅᑐᓂᒃ ᐱᒋᐊᕐᓗᓂ ᐅᑯᐊ ᐱᔪᓐᓇᐅᑎᑖᕋᓱᒃᑐᑦ ᐊᑖᒍᑦ *ᑲᓇᑕᐅᑉ ᓂᕐᔪᑎᖏᓐᓄᑦ ᐱᖁᔭᕐᔪᐊᖅ* ᐊᒻᒪᓗ *ᑎᖕᒥᐊᓄᑦ ᑎᑭᑉᐸᒃᑐᑦ ᑲᑎᒪᔪᓂ ᐊᖏᕈᑎᒋᓯᒪᔭᖓ ᐱᖁᔭᕐᔪᐊᖅ* ᑐᓴᖅᑎᑕᐅᓯᒪᓗᑎᒃ ᐱᖁᔭᕋᓛᓂᒃ ᐊᒻᒪᓗ ᒪᓕᒋᐊᖃᑦᑕᖏᑦ ᑖᒃᑯᐊ.

11.3.4 ᑕᐃᒪᓗ, ᐊᑯᓂᐅᔪᒥ ᓄᓇᒥ ᓴᓇᔭᐅᓂᖓ, ᐃᖅᑲᓇᐃᔭᕐᑎᖏᑦ ᐊᒻᒪᓗ ᑳᓐᑐᕌᒃᑕᐅᓯᒪᔪᑦ ᓇᓂᓯᒍᑎᒃ ᐊᖂᓴᓯᒍᑎᒃ ᐃᑕᕐᓂᑕᓖᑦ ᐃᓂᖏᑦ, ᐃᑕᕐᓂᑕᓂᒃ ᖃᐅᔨᓴᕈᑎᑖᕐᕕᐅᔪᑦ, ᐊᒻᒪᓗ ᐃᑦᑕᕐᓂᑕᑦ ᐱᖁᑎᑦ ᐅᑯᐊᓗ ᓇᓗᓇᐃᖅᑕᐅᓯᒪᓐᖏᓪᓗᑎᒃ ᐱᖁᑎᒥᖕᓂᒃ ᑎᑎᕋᖅᓯᒪᔭᖏᓐᓂᑦ ᐊᑕᔪᑦ ᐃᓚᖏᓐᓄᑦ 6.4 ᑎᑭᓪᓗᒍ 6.6 ᐅᕝᕙᓂ ᐃᓄᐃᑦ ᐊᒃᑐᖅᑕᐅᓂᐊᕐᓂᖏᓐᓄᑦ ᐱᕚᓪᓕᕈᑕᐅᔪᓐᓇᖅᑐᓄᓪᓗ ᐊᖏᕈᑏᑦ, ᐊᔾᔨᓕᐅᕐᓗᒋᑦ, ᐊᒻᒪᓗ ᓇᓗᓇᐃᕐᓗᑎᑦ ᓄᓇᖓ ᑲᒪᒋᔭᕆᐊᓕᖕᓄᑦ ᐃᓂᖏᓐᓂᒃ, ᖃᐅᔨᓴᕈᑎᑖᖑᕙᓪᓕᐊᔪᓂᒃ ᐅᕝᕙᓘᓐᓃᑦ ᐃᑕᕐᓂᑕᓂᒃ ᐱᖁᑎᓂᒃ, ᐊᒻᒪᓗ ᑐᓴᕐᑎᑦᑎᓂᐊᖅᑐᑦ ᑕᒪᑐᒥᖓ ᐱᐅᓯᑐᖃᓕᕆᔨᒃᑯᓄᑦ, ᐃᓄᐃᑉ ᐱᖁᑎᑐᖃᖏᓐᓂᒃ ᓇᐅᑦᓯᖅᑐᕐᑏ ᐊᒻᒪᓗ ᓄᓇᕗᑦ ᑐᓐᖓᕕᒃ ᑎᒥᖓ ᐃᕐᖐᓇᖅ ᐊᔪᕐᓇᕈᓐᓃᑐᐊᖅᐸᑦ.

11.3.5 ᐱᑎᑕᐅᒍᑎᒃ ᑐᓴᕐᑎᑕᐅᓗᑎᒃ ᑖᑉᓱᒪᖓᑦ ᐃᓄᖕᒥᑦ ᐱᓪᓗᒍ ᐃᓱᒫᓘᑎᖃᕐᓂᕐᒥᓂᒃ ᓴᐳᓐᓂᐊᕐᓂᖅᒥᒃ ᐅᕝᕙᓘᓐᓃᑦ ᐊᐅᓚᑦᑎᓂᕐᒧᑦ ᑕᒪᒃᑯᓂᖓ ᐃᑕᕐᓂᑕᓖᑦ ᐃᓂᖏᑦ, ᐃᑕᕐᓂᑕᓂᒃ ᖃᐅᔨᓴᕈᑎᑖᕐᕕᐅᔪᑦ, ᐃᑦᑕᕐᓂᑕᑦ ᐱᖁᑎᑦ ᐅᕝᕙᓘᓐᓃᑦ ᐱᐅᓯᑐᖃᖃᕐᕕᐅᔪᓂᒃ ᐱᒻᒪᕆᐅᔪᓂᒃ ᐃᓄᖕᓄᑦ ᐃᓗᖏᓐᓂ ᑲᓇᑕᒥ ᐆᒪᔪᖃᕐᕖᑦ ᐅᕝᕙᓘᓐᓃᑦ ᐅᑎᖅᑕᐸᑦᑐᓄᑦ ᑎᖕᒥᐊᓄᑦ ᓴᐳᔾᔭᐅᓯᒪᕕᒃ, ᑲᓇᑕᒥ ᐆᒪᔪᓕᕆᔨᕐᔪᐊᑯᑦ ᐅᖃᐅᔨᓯᒪᐊᖅᑐᑦ ᐅᖃᖃᑎᖃᖁᓗᒋᑦ ᐃᓅᓯᓕᕆᔨᒃᑯᓄᑦ ᐊᒻᒪᓗ ᐃᓄᐃᑉ ᐱᖁᑎᑐᖃᖏᓐᓂᒃ ᓇᐅᑦᓯᖅᑐᕐᑏ ᐃᕐᖐᓇᖅ ᐱᔾᔪᑎᒋᓪᓗᒍ ᐃᓱᒫᓘᑕᐅᔪᖅ.

11.3.6 ᑲᓇᑕᒥ ᐆᒪᔪᓕᕆᔨᕐᔪᐊᑯᑦ ᐱᔨᑦᑎᕋᕐᑎᑦ ᕿᒥᕐᕈᐊᖃᑎᖃᕐᓂᐊᖅᑐᑦ ᐃᓅᓯᓕᕆᔨᒃᑯᓂᒃ ᐊᒻᒪᓗ ᐃᓄᐃᑉ ᐱᖁᑎᑐᖃᖏᓐᓂᒃ ᓇᐅᑦᓯᖅᑐᕐᑏ ᓇᓚᐊᖕᓂᑐᐃᓐᓇᖅ ᐃᑲᔫᑎᒋᔪᓐᓇᖅᑕᖏᓐᓂᒃ ᐃᓂᖓᓄᑦ ᑲᓇᑕᒥ ᐆᒪᔪᓕᕆᔨᕐᔪᐊᑯᑦ ᐱᓕᕆᓇᔭᕐᑕᖏᓐᓂᒃ, ᐊᒻᒪᓗ ᑖᒃᑯᓄᖓ ᒪᓕᒋᐊᓕᑦ 11.3.3 ᑎᑭᓪᓗᒍ 11.3.5 ᓴᐳᓐᓂᐊᕐᓂᖅ ᐃᑕᕐᓂᑕᓖᑦ ᐃᓂᖏᑦ, ᐃᑕᕐᓂᑕᓂᒃ ᖃᐅᔨᓴᕈᑎᑖᕐᕕᐅᔪᑦ, ᐃᑦᑕᕐᓂᑕᑦ ᐱᖁᑎᑦ ᐅᕝᕙᓘᓐᓃᑦ ᐱᐅᓯᑐᖃᖃᕐᕕᐅᔪᓂᒃ ᐱᒻᒪᕆᐅᔪᓂᒃ ᐃᓄᖕᓄᑦ ᐃᓗᖏᓐᓂ ᑲᓇᑕᒥ ᐆᒪᔪᖃᕐᕖᑦ ᐅᕝᕙᓘᓐᓃᑦ ᐅᑎᖅᑕᐸᑦᑐᓄᑦ ᑎᖕᒥᐊᓄᑦ ᓴᐳᔾᔭᐅᓯᒪᕕᒃ ᐊᐅᓚᑦᑎᖃᑎᒌᖕᓂᕐᒧᑦ ᑲᑎᒪᔨᕋᓛᑦ ᐅᖃᐅᑎᓯᒪᓂᐊᖅᑕᖏᑦ ᑲᓇᑕᒥ ᐆᒪᔪᓕᕆᔨᕐᔪᐊᑯᑦ ᐱᓕᕆᔭᕆᐊᖃᖅᑕᖏᓐᓂᒃ ᑕᒪᒃᑯᓄᖓ ᐃᓂᖏᓐᓄᑦ.

11.3.7 ᑕᐃᑲᓂ ᖃᓄᐃᑦᑐᖃᕐᑎᓪᓗᒍ ᑖᒃᑯᓇᓂ ᐃᑕᕐᓂᑕ ᐃᓂᖏᑦ ᐅᕝᕙᓘᓐᓃᑦ ᐱᐅᓯᑐᖃᖃᕐᕕᐅᔪᑦ ᐃᓂᖏᑦ ᐱᒻᒪᕆᐅᔪᑦ ᐃᓄᖕᓄᑦ ᐃᓗᐊᓃᑦᑐᑦ ᐃᓄᐃᑦ ᓄᓇᖁᑎᖏᑦᑕ, ᑲᓇᑕᒥ ᐆᒪᔪᓕᕆᔨᕐᔪᐊᑯᑦ ᐅᖃᐅᑎᓯᒪᓂᐊᖅᑕᖏᑦ ᐊᒃᑑᑎᔪᑦᐊᕕᒃᑐᖅᓯᒪᔪᑦ ᐃᓄᐃᑦ ᑲᑐᔾᔨᖃᑎᒌᖕᒋ ᑕᒪᐃᓐᓂᒃ ᖃᓄᐃᓕᐅᖅᑕᐅᔪᓂᒃ ᐅᑯᐊᓗ ᐱᓕᕆᔭᐅᔪᑦ ᐆᒪ ᐊᑖᓂ ᐃᓚᖓᓂ ᐊᖏᕈᑎᑦ.

11.3.8 ᐊᐅᓚᑦᑎᔾᔪᑎᒃᓴᓄᑦ ᐸᕐᓇᐅᑎᑦ ᑎᑎᕋᖅᑕᐅᓗᑎᒃ ᑖᒃᑯᓄᖓ ᑲᓇᑕᒥ ᐆᒪᔪᖃᕐᕖᑦ ᐅᕝᕙᓘᓐᓃᑦ ᐅᑎᖅᑕᐸᑦᑐᓄᑦ ᑎᖕᒥᐊᓄᑦ ᓴᐳᔾᔭᐅᓯᒪᕕᒃ ᐃᒪᓐᓇᐅᓂᐊᖅᑐᑦ, ᐅᖃᐅᑎᔭᐅᖃᑦᑕᕐᓗᑎᒃ ᐃᓅᑐᖃᓕᕆᔨᒃᑯᓂᖅ ᐊᒻᒪᓗ ᐃᓄᐃᑉ ᐱᖁᑎᑐᖃᖏᓐᓂᒃ ᓇᐅᑦᓯᖅᑐᕐᑏ, ᓇᓗᓇᐃᕐᓗᒋᑦ ᐃᑕᕐᓂᑕ ᐃᓂᖏᑦ ᐅᕝᕙᓘᓐᓃᑦ ᐱᐅᓯᑐᖃᖃᕐᕕᐅᔪᑦ ᐃᓂᖏᑦ ᐱᒻᒪᕆᐅᔪᑦ ᐃᓄᖕᓄᑦ, ᐊᒻᒪᓗ ᐅᖃᐅᓯᕆᓗᒋᑦ ᐱᔪᒪᔭᖏᑦ ᑕᒪᐃᓐᓂᑦ ᐊᑐᖅᑎᐅᔪᓂᑦ ᒪᓕᑦᑎᐊᖁᓪᓗᒋᑦ ᐱᖁᔭᕋᓛᓂᒃ ᐊᒻᒪᓗ ᐃᑲᔪᕐᓗᑎᒃ ᓴᐳᓐᓂᐊᕐᓂᕐᒧᑦ ᐅᖃᖅᓯᒪᔪᓂ ᐃᓂᒋᔭᐅᔪᓂᒃ.

11.3.9 ᐊᐅᓚᑦᑎᔾᔪᑎᒃᓴᓄᑦ ᐸᕐᓇᐅᑎᑦ ᓴᕿᑕᐅᓯᒪᔪᑦ ᑖᒃᑯᓄᖓ ᑲᓇᑕᒥ ᐆᒪᔪᖃᕐᕖᑦ ᐅᕝᕙᓘᓐᓃᑦ ᐅᑎᖅᑕᐸᑦᑐᓄᑦ ᑎᖕᒥᐊᓄᑦ ᓴᐳᔾᔭᐅᓯᒪᕕᒃ ᐃᓱᒪᒋᑦᑎᐊᕐᓗᒋᑦ ᐱᐅᓯᑐᖃᖏᑦ ᐊᒻᒪᓗ ᐱᑐᖃᐃᑦ ᐊᓐᓂᕐᓇᖅᑐᑦ ᐅᑯᓄᖓ ᓄᓇᓄ ᒪᓕᑦᑎᐊᕐᓗᑎᒃ ᑐᑭᓕᐅᕈᑕᐅᕙᓪᓕᐊᔪᓄᑦ ᑕᒪᑐᒪᓂ ᐃᓚᖓᓂ.

ᐃᓚᖓ 12 — ᓂᕐᔪᑎᖃᕐᕕᑦ

12.1 ᑐᑭᑖᖅᐸᓪᓕᐊᔪᑎᒃᓴᑦ

12.1.1 ᐅᕙᓂ ᐃᓚᖓᓂ ᐊᑖᓂ ᑎᑎᕋᖅᓯᒪᔪᑦ ᑐᑭᑖᖅᐸᓪᓕᐊᔪᑎᒃᓴᖏᑦ:

(a) ᓴᐳᒻᒥᔾᔪᑦ ᓂᕐᔪᑎᓄᑦ ᓄᖑᑕᐃᓕᑎᑦᑎᔾᔪᑕᐅᔪᑦ ᐊᒻᒪᓗ ᓂᕐᔪᑎᑦ ᐃᓂᖏᑦ; ᐊᒻᒪᓗ

(b) ᐊᑑᑎᔪᓂᒃ ᐊᑭᓕᖅᑕᐅᓗᑎᒃ ᐃᓄᐃᑦ ᑐᐊᕕᕐᓇᖅᑐᓄᑦ, ᐱᕿᓗᐊᕿᔪᓄᑦ ᐅᕙᓘᓐᓃᑦ ᑐᖀᑎᔭᕆᐊᖃᕋᑎᒃ ᓇᓐᓄᒃᑐᑦ ᐃᓗᖕᒋᓐᓂ ᑲᓇᑕᒥ ᐆᒪᔪᖃᕐᕖᑦ ᐅᕙᓘᓐᓃᑦ ᐅᑎᖅᑕᐸᑦᑐᓄᑦ ᑎᖕᒥᐊᓄᑦ ᓴᐳᔾᔭᐅᓯᒪᕙᒃ.

12.2 ᓂᕐᔪᑎᓄᑦ ᐊᐅᓚᑦᑎᔾᔪᑕᐅᔪᑦ

12.2.1 ᓄᓇᕗᑦ ᑐᓐᖓᕕᒃ ᑎᒥᖓ ᑐᓂᓯᓂᐊᖅᑐᖅ ᓄᓇᕗᒻᒥ ᐆᒪᔪᓕᕆᔨᕐᔪᐊᒃᑯᓄᑦ, ᑲᓇᑕᒥ ᐆᒪᔪᓕᕆᔨᕐᔪᐊᑯᑦ ᐊᒻᒪᓗ ᐊᓯᖏᑦ ᐊᑑᑎᖃᖅᑐᑦ ᑎᒥᐅᔪᑦ ᓄᓇᖁᑎᖃᕐᒪᑕ ᓂᕐᔪᑎᖃᖅᑐᓂᒃ ᖃᐅᔨᒪᑦᑎᐊᖅᑐᑦ ᐱᓪᓗᒋᑦ ᓂᕐᔪᑎᖃᖅᑐᑦ ᐱᒻᒪᕆᐅᔪᑦ ᐃᓄᖕᓄᑦ ᐅᑯᐊᓗ ᐱᔭᐅᓯᒪᔪᑦ ᒪᓕᒃᑐᑦ ᐃᓚᖓ 6 ᐱᖁᑎᖏᑦ.

12.2.2 ᐅᖃᐅᑎᔭᐅᓯᒪᓗᑎᒃ ᐊᑑᑎᖃᖅᑐᑦ ᐊᐅᓚᑦᑎᖃᑎᒌᖕᓂᕐᒧᑦ ᑲᑎᒪᔨᕋᓛᑦ, ᐅᑯᐊ ᑲᓇᑕᒥ ᐆᒪᔪᓕᕆᔨᕐᔪᐊᑯᑦ ᓇᓗᓇᐃᖅᓯᓗᑎᒃ ᓂᕐᔪᑎᖃᖅᑐᓂᒃ ᐱᒻᒪᕆᐅᔪᓂᒃ ᐃᓄᖕᓄᑦ ᑕᒪᐃᓐᓂ ᑲᓇᑕᒥ ᐆᒪᔪᖃᕐᕖᑦ ᐅᕙᓘᓐᓃᑦ ᐅᑎᖅᑕᐸᑦᑐᓄᑦ ᑎᖕᒥᐊᓄᑦ ᓴᐳᔾᔭᐅᓯᒪᕙᒃ ᓄᓇᓐᖑᐊᖏᑦᑎᒍᑦ ᐅᑯᐊᓗ ᐸᐃᐹᖑᔪᑦ ᐊᒻᒪᓗ ᑐᓂᐅᖃᐅᑕᐅᔪᓐᓇᖅᑐᑦ (ᐸᐃᐹᖑᓗᑎᒃ ᐅᕙᓘᓐᓃᑦ ᖃᓇᓴᐅᔭᒃᑯᑦ) ᐊᓂᒍᖅᓯᒪᓕᖅᐸᑦ ᐱᒋᐊᕐᕕᒃᓴᖓᑕ ᐅᐸᓗᖓ, ᑕᐃᒪᓗ ᖃᐅᔨᒪᑎᑦᑎᔪᑦ ᑕᒪᒃᑯᓂᖓ ᓄᓇᓂᒃ ᐊᑐᐃᓐᓇᐅᓕᖅᐸᑕ ᑕᒪᑐᒨᖓ.

12.2.3 ᑲᓇᑕᒥ ᐆᒪᔪᓕᕆᔨᕐᔪᐊᑯᑦ ᐊᐅᓚᑦᑎᓂᐊᖅᑐᑦ ᑲᓇᑕᒥ ᐆᒪᔪᖃᕐᕖᑦ ᐅᕙᓘᓐᓃᑦ ᐅᑎᖅᑕᐸᑦᑐᓄᑦ ᑎᖕᒥᐊᓄᑦ ᓴᐳᔾᔭᐅᓯᒪᕙᒃ, ᐃᓚᒋᔭᐅᓗᑎᒃ ᓂᕐᔪᑎᖃᕐᕕᐅᔪᑦ ᐱᒻᒪᕆᐅᔪᑦ ᐃᓄᖕᓄᑦ, ᐃᓚᓕᐅᑎᓗᒋᑦ ᐊᓯᖏᓪᓗ ᑎᒥᐅᔪᑦ ᓄᓇᖁᑎᖏᓐᓂᒃ ᓂᕐᔪᑎᓂᒃ ᐊᒻᒪᓗ ᒪᓕᑦᑎᐊᕐᓗᑎᒃ ᐃᓚᖓ 5 ᑖᒃᑯᓇᓂ *ᓄᓇᕗᒻᒥᒃ ᓄᓇᑖᕈᑎᓄᑦ ᐊᖏᕈᑎᑦ*. ᐃᓱᓕᑦᑎᓪᓗᒍ, ᑲᓇᑕᒥ ᐆᒪᔪᓕᕆᔨᕐᔪᐊᑯᑦ ᐃᒪᓐᓇᐅᓂᐊᖅᑐᑦ:

(a) ᐊᑦᑎᒃᓯᓯᒪᑎᓪᓗᒋ ᐸᕝᕕᓴᐃᒐᔭᖅᑐᑦ ᓂᕐᔪᑎᓂᒃ ᐊᒻᒪᓗ ᓂᕐᔪᑎᑦ ᐃᓂᖏᓐᓂ, ᐊᒻᒪᓗ ᖃᐅᔨᒪᔭᐅᓕᕐᑎᑦᑎᐊᕐᓗᒋᑦ ᓴᓇᓯᒪᐃᓐᓇᕆᐊᓕᑦ ᐱᒻᒪᕆᐅᔪᑦ, ᖃᓄᐃᖏᑦᑎᐊᖁᓪᓗᒋᑦ, ᓂᕐᔪᑎᑦ;

(b) ᖃᓄᑐᐃᓐᓇᑦᑎᐊᖅ ᐱᓕᕆᑦᑎᐊᕋᓱᒡᓗᑎᑦ, ᒪᓕᑦᑎᐊᕐᓗᑎᒃ ᒥᓂᔅᑕᐅᑉ ᓄᓇᖁᑎᖏᓐᓂ ᐊᑖᒍᑦ ᑖᒃᑯᓂᖓ *ᑲᓇᑕᒥ ᐆᒪᔪᓕᕆᓂᕐᒧᑦ ᐱᖁᔭᕐᔪᐊᖅ*, *ᑎᖕᒥᐊᑦ ᐅᑎᖅᑕᐸᒃᑐᐃᑦ ᐱᔾᔪᑕᐅᓂᖏᓐᓄᑦ ᐱᖁᔭᖅ*, ᐅᕙᓘᓐᓃᑦ *ᓂᕐᔪᑎᓄᑦ ᐃᓱᒫᓗᑭᔭᐅᓕᖅᑐᓄᑦ ᐱᖁᔭᖅ*, ᐊᑑᑎᖃᖅᑐᓂᒃ, ᐃᒃᐱᒋᑦᑎᐊᖅᖢᒋᑦ ᐱᐅᓯᑐᖃᑦ ᐊᖏᔪᑦ ᓂᕐᔪᑎᖃᕐᕕᖕᓂ ᐱᒻᒪᕆᐅᔪᑦ ᐃᓄᖕᓄᑦ, ᐊᑐᖅᑕᐅᑦᑎᐊᕐᓗᑎᒡᓗ ᓇᓕᐊᑐᐃᓐᓇᖅ *ᐃᓄᐃᑦ ᖃᐅᔨᒪᔭᑐᖃᖏᑦ* ᑎᑎᕋᖅᓯᒪᔪᑦ ᐊᒻᒪᓗ ᑐᓂᔭᐅᓯᒪᔪᑦ ᑕᒪᓐᓇ ᐃᓄᖕᓂᑦ, ᐅᑯᐊ ᐊᐅᓚᑦᑎᖃᑎᒌᖕᓂᕐᒧᑦ ᑲᑎᒪᔨᕋᓛᑦ ᐊᒻᒪᓗ ᐊᓯᖏᑦ ᖃᐅᔨᒪᑦᑎᐊᖅᑐᑦ ᐱᓇᓱᐊᖃᑎᒌᑦ;

(c) ᖃᐅᔨᓴᕐᑎᐊᕐᓗᒋᑦ ᐃᓄᓕᒫᑦ ᐃᓱᒫᓘᑎᖏᑦ ᐱᔾᔪᑎᒋᓪᓗᒋᑦ ᓴᐳᓐᓂᐊᕐᓂᖅ ᐅᕝᕙᓘᓐᓃᑦ ᐊᐅᓚᑦᑎᓂᖅ ᓂᕐᔪᑎᓂᒃ ᐊᒻᒪᓗ ᑎᑎᕋᖃᑦᑕᕐᓗᒋᑦ ᑭᐅᓯᔾᔪᑎᖏᑦ, ᐅᕝᕙᓘᓐᓃᑦ ᐱᓯᒪᔪᑦ ᓂᕐᔪᑎᓂᒃ ᐊᐅᓚᑦᑎᓂᕐᒧᑦ ᑎᒥᐅᔪᑦ ᓄᓇᕐᑯᑎᖃᖅᑐᑦ; ᐊᒻᒪᓗ

(d) ᐊᑑᑎᖃᕐᑎᓪᓗᒍ, ᕿᒥᕐᕈᐊᖃᑎᒋᓗᒋᑦ ᐃᓄᐃᑦ ᐊᐅᓚᑦᓯᔨᖏᑦ.

12.2.4 ᒪᓕᒋᐊᖃᖅᑐᖅ ᐊᖏᕈᑎᑦ 4.6.1 ᐊᐅᓚᑦᑎᔾᔪᑎᒃᓴᓂ ᐱᒋᐊᓚᐅᓐᖏᓂᖏᓂ ᐃᒃᐱᒋᑦᑎᐊᖅᓱᒋᑦ ᐃᓄᐃᑦ ᓄᓇᕐᑯᑎᖏᑦ ᒪᓕᒡᓗᑎᒃ ᐃᓚᖓ 12.2.3, ᐅᑯᐊ ᑲᓇᑕᒥ ᐆᒪᔪᓕᕆᔨᕐᔪᐊᑯᑦ ᑐᓴᕐᑎᑦᑎᓂᐊᖅᑐᑦ ᐊᑑᑎᖃᖅᑐᓄᑦ ᐊᕕᒃᑐᖅᓯᒪᔪᑦ ᐃᓄᐃᑦ ᑲᑐᔾᔨᖃᑎᒌᖏᑦ. ᑲᓇᑕᒥ ᐆᒪᔪᓕᕆᔨᕐᔪᐊᑯᑦ ᐅᓂᒃᑳᓕᐅᕐᓗᑎᒃ ᐊᕐᕌᒍᑕᒫᖅᓯᐅᑎᓂᒃ ᐊᐅᓚᑦᑎᔾᔪᑎᒋᔭᒥᖕᓂᒃ ᖃᓄᐃᓕᐅᖅᑕᐅᔪᓂᒃ ᐃᓗᐊᓂ ᐃᓄᐃᑦ ᓄᓇᕐᑯᑎᖏᑦᑕ ᒪᓕᒡᓗᒍ ᐃᓚᖓ 12.5.1.

12.2.5 ᐊᐅᓚᑦᑎᔾᔪᑎᒃᓴᓄᑦ ᐸᕐᓇᐅᑎᑦ ᓇᓗᓇᐃᖅᓯᓂᐊᖅᑐᑦ ᖃᓄᖅ, ᐱᑕᖃᕈᓂ, ᐆᒃᑐᕋᑲᓐᓂᕆᐊᖃᖅᑐᑦ, ᐊᒻᒪᓗ ᖄᖕᒐᒍᑦ ᑖᒃᑯᓄᖓ ᒪᓕᒃᑕᐅᔭᕆᐊᓕᖕᓄᑦ 12.2.1 ᑎᑭᓪᓗᒍ 12.2.4 ᓴᐳᒻᒥᓗᒋᑦ ᐊᒻᒪᓗ ᓄᖑᑕᐅᑕᐃᓕᑎᓪᓗᒋᑦ ᓂᕐᔪᑎᑦ ᐊᒻᒪᓗ ᓂᕐᔪᑎᑦ ᐃᓂᖏᑦ ᐊᑕᔪᑦ ᑖᒃᑯᓄᖓ ᑲᓇᑕᒥ ᐆᒪᔪᖃᕐᕖᑦ ᐅᕝᕙᓘᓐᓃᑦ ᐅᑎᖅᑕᐸᑦᑐᓄᑦ ᑎᖕᒥᐊᓄᑦ ᓴᐳᔾᔪᐅᓯᒪᕙᒃ, ᐃᓕᒋᔭᐅᓗᑎᒃ ᓂᕐᔪᑎᖃᕐᕕᑦ ᐱᒻᒪᕆᐅᔪᑦ ᐃᓄᖕᓄᑦ.

12.2.6 ᑐᑭᓯᓇᕐᑎᐊᑲᓐᓂᕐᓂᐊᕐᒪᑦ, ᐅᑯᐊ ᐊᐅᓚᑦᑎᖃᑎᒌᖕᓂᕐᒧᑦ ᑲᑎᒪᔨᕋᓛᑦ ᐅᖃᐅᔾᔨᓯᒪᓂᐊᖅᑐᑦ ᒥᓂᔅᑕᒥᒃ ᑕᒪᐃᓐᓂᒃ ᖃᓄᐃᓕᖓᔪᓂᒃ ᑕᒪᒃᑯᓂᖓ ᐊᐅᓚᑦᑎᔾᔪᑕᐅᔪᒧᑦ ᐊᒻᒪᓗ ᓴᐳᓐᓂᐊᕐᓂᕐᒧᑦ ᓂᕐᔪᑎᓂᒃ ᐊᒻᒪᓗ ᓂᕐᔪᑎᑦ ᐃᓂᖏᓐᓂᒃ ᐃᓗᖏᓐᓂ ᑲᓇᑕᒥ ᐆᒪᔪᖃᕐᕖᑦ ᐅᕝᕙᓘᓐᓃᑦ ᐅᑎᖅᑕᐸᑦᑐᓄᑦ ᑎᖕᒥᐊᓄᑦ ᓴᐳᔾᔪᐅᓯᒪᕙᒃ.

12.3 ᑐᐊᕕᕐᓇᖅᑐᑦ, ᐱᕋᔭᒃᑐᑦ ᐅᕝᕙᓘᓐᓃᑦ ᐱᔮᕆᓇᑎᒃ ᑐᖂᑎᔪᑦ ᓇᓄᕐᓂᒃ ᐅᕝᕙᓘᓐᓃᑦ ᐊᒃᓱᒃᓂᒃ

12.3.1 ᑕᐃᒪᓗ, ᑕᐃᒪᓐᓇᐃᓕᖓᓕᕈᑎᒃ ᑐᐊᕕᕐᓇᖅᑐᒦᓪᓗᑎᒃ, ᐱᕿᓗᐊᕿᓗᑎᒃ ᐅᕝᕙᓘᓐᓃᑦ ᐱᕋᔭᒃᑐᓂᒃ ᐱᓕᕆᔪᓂᒃ, ᓇᓄᐃᑦ ᐅᕝᕙᓘᓐᓃᑦ ᐊᒡᓱᐃᑦ ᑐᖁᑕᐅᓗᑎᒃ ᑖᒃᑯᓇᖓᑦ ᑲᓇᑕᒥ ᐆᒪᔪᓕᕆᔨᕐᔪᐊᑯᑦ ᐃᖅᑲᓇᐃᔭᕐᑎᖏᓐᓂᑦ, ᓴᓇᔨᕐᑯᑎᖏᓐᓂᒃ ᐅᕝᕙᓘᓐᓃᑦ ᑳᓐᑐᕌᒃᑕᐅᓯᒪᔪᓂᑦ, ᐃᓄᒃᑑᓐᓃᑦ ᐊᖏᖅᑕᐅᓯᒪᔪᑦ ᑖᒃᑯᓇᖓᑦ ᑲᓇᑕᒥ ᐆᒪᔪᓕᕆᔨᕐᔪᐊᑯᑦ ᐃᓯᕈᓐᓇᖅᑐᑦ ᑲᓇᑕᒥ ᐆᒪᔪᖃᕐᕖᑦ ᐅᕝᕙᓘᓐᓃᑦ ᐅᑎᖅᑕᐸᑦᑐᓄᑦ ᑎᖕᒥᐊᓄᑦ ᓴᐳᔾᔪᐅᓯᒪᕙᒃ ᐊᒻᒪᓗ ᑖᒃᑯᐊ ᐃᓗᐊᓃᑦᑐᑦ ᑲᓇᑕᒥ ᐆᒪᔪᖃᕐᕖᑦ ᐅᕝᕙᓘᓐᓃᑦ ᐅᑎᖅᑕᐸᑦᑐᓄᑦ ᑎᖕᒥᐊᓄᑦ ᓴᐳᔾᔪᐅᓯᒪᕙᒃ ᑕᐃᑯᖓᐅᓪᓗᑎᒃ ᐅᑎᒧᓪᓗ ᑖᒃᑯᐊᑦ ᑲᓇᑕᒥ ᐆᒪᔪᖃᕐᕖᑦ ᐅᕝᕙᓘᓐᓃᑦ ᐅᑎᖅᑕᐸᑦᑐᓄᑦ ᑎᖕᒥᐊᓄᑦ ᓴᐳᔾᔪᐅᓯᒪᕙᒃ, ᑲᓇᑕᒥ ᐆᒪᔪᓕᕆᔨᕐᔪᐊᑯᑦ ᐊᑭᓖᓴᓇᐊᖃᖅᑐᑦ ᓇᒥᓂᖅ ᐊᐅᓚᑦᓯᕙᖕᒥᓄᑦ ᑮᓇᐅᔭᒃᓴᖏᓐᓂᑦ ᑖᒃᑯᓄᖓ ᓄᓇᓕᖕᓂ ᐊᖑᓇᓱᒃᑐᓕᕆᓂᕐᒧᑦ ᐊᑕᔪᓄᑦ ᓄᓇᓕᖕᓄᑦ ᓂᕙᓐᓇᓪᓚᑕᖅᑖᕐᓂᐊᕐᒪᑕ ᐅᕝᕙᓘᓐᓃᑦ ᓇᓐᓄᒍᓐᓇᐆᑎᑖᕐᓗᑎᒃ.

12.3.2 ᑲᓇᑕᒥ ᐆᒪᔪᓕᕆᔨᕐᔪᐊᑯᑦ ᐊᑭᓖᓂᐊᖅᑐᑦ ᓄᓇᓕᖕᓂ ᐊᖑᓇᓱᒃᑐᓕᕆᓂᕐᒧᑦ ᖃᓂᒋᔮᓂ ᓄᓇᓕᒃ ᐊᑭᓕᖅᑕᐅᓗᑎᒃ $20,000 ᐊᑐᓂ ᓇᓄᕐᒧᑦ ᓂᕙᓐᓇᖅᑕᖅ ᐅᕝᕙᓘᓐᓃᑦ ᐊᑭᓖᓴᓇᐊᖃᓕᕐᓗᑎᒃ ᑖᒃᑯᓇᖓ ᖃᓂᒋᔮᓂ ᐊᑕᔪᓂᑦ ᓄᓇᓕᖕᓂᑦ ᐱᔾᔪᑎᒋᓪᓗᒍ ᓇᓄᖅ ᑐᖁᑕᐅᓂᖓᓄᑦ, ᐅᕝᕙᓘᓐᓃᑦ ᑕᒪᒃᑯᓂᖓ ᐊᒡᓱᐃᑦ, ᐊᑐᓂ ᓇᓄᖅ ᑐᖁᑕᐅᔪᖅ. ᑲᓇᑕᒥ ᐆᒪᔪᓕᕆᔨᕐᔪᐊᑯᑦ ᐊᑭᓖᓗᑎᒃ ᐃᓗᐊᓂ 30 ᐅᓪᓗᐃᑦ ᑐᓴᕐᑎᑕᐅᒍᑎᒃ ᐅᓪᓗᖓᓂᑦ ᐅᑯᐊ ᐊᖑᓇᓱᒃᑐᓕᕆᓂᕐᒧᑦ ᐊᑕᔪᓄᑦ ᓄᓇᓕᖕᓄᑦ ᐅᕝᕙᓘᓐᓃᑦ ᓄᓇᖓᑦ ᑐᓐᖓᕕᖓ ᑎᒥᖓ ᒪᓕᒡᓗᒍ 12.3.3.

12.3.3 ᑕᐃᒪᓗ ᓇᓄᐃᑦ ᑐᑯᑕᐅᒍᑎᒃ ᐱᔾᔪᑎᖃᕐᓗᑎᒃ ᓇᓗᓇᐃᖅᓯᒪᔪᒥ 12.3.1, ᓄᓇᖓᑦ ᑐᓐᖓᕕᖓ ᑎᒥᖓ ᐃᒪᓐᓇᐅᓂᐊᖅᑐᖅ, ᐊᑭᓖᓚᐅᓐᖏᓂᖅᓯᓂ ᓇᓕᐊᖕᓂᑐᐃᓐᓇᖅ ᑮᓇᐅᔭᕐᑖᕐᑎᑦᑎᓚᐅᓐᖏᓂᖅᓯᓂ,

ᖃᐅᔨᓴᑦᑎᐊᕐᓗᑎᒃ ᖃᓄᖅ ᐊᓯᖏᓐᓂᑦ ᐱᔪᓐᓇᕐᒪᖐᑕ ᑮᓇᐅᔭᖅᑖᕐᑎᑕᐅᔪᓐᓇᕐᓗᑎᒃ. ᑕᐃᒪᓗ, ᒪᓕᒡᓗᒍ ᖃᐅᔨᓴᕐᓂᖓᑦ, ᓄᓇᕗᑦ ᑐᓐᖓᕕᒃ ᑎᒥᖓ ᐱᔭᕇᖅᓯᔾᔪᑎᖃᓚᐅᖅᑐᑦ ᐃᒪᓐᓇ (i) ᐱᓕᕆᑲᓐᓂᕐᓗᑎᒃ ᑮᓇᐅᔭᖅᑖᑎᑕᐅᓇᓴᕐᓂᖏᓐᓂᒃ ᐊᓯᒥᖕᓂᒃ ᓂᕆᐅᓇᓐᖏᑦᑐᖅ ᐊᒻᒪᓗ (ii) ᐊᑭᓕᐅᑕᐅᔪᖅ ᐊᑭᓕᐅᑕᐅᓴᕆᐊᓕᒃ, ᑐᓴᕐᑎᑦᑎᓂᐊᖅᑐᖅ ᑖᒃᑯᓄᖓ ᑲᓇᑕᒥ ᐆᒪᔪᓕᕆᔪᓄᑦ ᐱᔨᑦᑎᕋᕐᑎᑦ. ᐱᒍᑎᒃ ᓄᓇᕗᑦ ᑐᓐᖓᕕᒃ ᑎᒥᖓ ᑐᓴᕐᑎᑦᑎᔾᔪᑎᒃᓴᓂᒃ ᐅᕝᕙᓘᓐᓃᑦ ᑐᓴᕐᑎᓪᓗᒋᑦ ᓄᓇᓕᖕᓄᑦ ᐊᖑᓇᓱᒃᑐᓕᕆᔨᒃᑯᓄᑦ ᖃᓂᒋᔭᖓᓂ ᓄᓇᓕᖕᓄᑦ, ᑲᓇᑕᒥ ᐆᒪᔪᓕᕆᔨᕐᔪᐊᑯᑦ, ᒪᓕᒡᓗᒍ 12.3.8, ᐊᑭᓖᓗᑎᒃ ᓇᓕᐊᖕᓂᑐᐃᓐᓇᖅ ᑮᓇᐅᔭᒃᓴᓂ ᐊᑭᓕᒃᓴᓂᒃ ᑖᒃᑯᓇᖓᑦ ᓇᖕᒥᓂᖅ ᐊᐅᓚᑦᓯᕕᖕᒥᓂᑦ ᑮᓇᐅᔭᒃᓴᖓᓂᑦ.

12.3.4 ᑕᐃᒪᓗ, ᐱᔭᕇᖅᑎᓪᓗᒍ ᑲᓇᑕᒥ ᐆᒪᔪᓕᕆᔨᕐᔪᐊᑯᑦ ᐊᑭᓕᐅᑎᖓ ᒪᓕᒡᓗᒍ 12.3.3, ᐊᑭᓕᖅᑕᐅᔭᕇᕋᔭᖅᑐᖅ ᑖᒃᑯᓇᖓᑦ ᑲᓇᑕᒥ ᐆᒪᔪᓕᕆᔨᕐᔪᐊᑯᑦ ᑖᒃᑯᓄᖓ ᓄᓇᓕᖕᓂ ᐊᖑᓇᓱᒃᑐᓕᕆᔨᒃᑯᓄᑦ ᐊᑭᓕᖅᑕᐅᒥᓗᑎᒃ ᐱᖓᐊᕆᔭᐅᓗᑎᒃ, ᓄᓇᕗᑦ ᑐᓐᖓᕕᒃ ᑎᒥᖓ ᐃᒪᓐᓇᐅᓂᐊᖅᑐᖅ, ᐅᖃᕐᓗᑎᒃ ᐊᒻᒪᓗ ᑎᑎᕋᕐᓗᑎᒃ, ᐱᔪᒪᓗᑎᒃ ᐅᑯᐊ ᐊᖑᓇᓱᒃᑐᓂᕆᔨᒃᑯᑦ ᐊᑭᓖᓗᑎᒃ ᑖᒃᑯᓄᖓ ᑲᓇᑕᒥ ᐆᒪᔪᓕᕆᔨᕐᔪᐊᑯᑦ ᐊᑭᓕᐅᑕᐅᓚᐅᖅᑐᖅ ᑖᒃᑯᓇᖓᑦ ᑲᓇᑕᒥ ᐆᒪᔪᓕᕆᔨᕐᔪᐊᑯᑦ. ᓄᓇᕗᑦ ᑐᓐᖓᕕᒃ ᑎᒥᖓ ᐱᔭᒃᓴᕆᔪᓐᓃᕐᓗᓂᐅᒃ ᑖᒃᑯᓄᖓ ᑲᓇᑕᒥ ᐆᒪᔪᓕᕆᔨᕐᔪᐊᑯᑦ ᐊᑭᓕᖅᓯᐃᖃᑦᑕᕐᓂᖓ ᐃᓗᐊᓂ ᐊᐅᓚᑕᐅᙱᕐᓗᓂ ᓄᓇᓕᖕᓂ ᐊᖑᓇᓱᒃᑐᓕᕆᔨᒃᑯᓂᑦ.

12.3.5 ᐃᓗᐊᓂ 30 ᐅᓪᓗᐃᑦ ᐱᔭᕇᖅᐸᑕ ᑭᖑᓂᐊᓂᒃ ᐋᕿᒋᐊᕈᓐᓇᖅᓯᓪᓗᑎᒃ ᑖᒃᑯᓄᖓ ᐱᖁᔭᕋᓛᓄᑦ ᐅᕝᕙᓘᓐᓃᑦ ᐊᓯᖏᓐᓄᑦ ᐋᕿᒃᓯᒪᔪᑦ ᑲᑎᓪᓗᒋᑦ ᐊᖑᓇᓱᒃᑕᐅᔪᓐᓇᖅᑐᑦ ᓇᓄᐃᑦ, ᑲᓇᑕᒥ ᐆᒪᔪᓕᕆᔨᕐᔪᐊᑯᑦ ᐊᑭᓖᓂᐊᖅᑐᑦ ᐊᖑᓇᓱᒃᑐᓕᕆᔨᒃᑯᓄᑦ ᖃᓂᒋᔭᖓᓂ ᓄᓇᓖᑦ $20,000-ᒥᒃ ᐊᑐᓂ ᐱᖃᑖᓄᑦ ᓂᕕᓐᖓᑕᖅ ᐅᕝᕙᓘᓐᓃᑦ ᐊᑭᓕᒃᓴᖅᑖᖅᑎᑕᐅᓗᑎᒃ ᓄᓇᓕᖕᓂᑦ, ᓇᓕᐊᖕᓂᑐᐃᓐᓇᖅ ᐊᕐᕌᒍᒥ ᓇᓐᓄᒡᕕᖓᓂ ᐅᕝᕙᓘᓐᓃᑦ ᐊᕐᕌᒍᑎᓪᓗᒍ, ᑕᐃᒪᓐᓇᐅᔪᖅ ᓇᓄᖅ ᑐᖁᑕᐅᓂᖓᓄᑦ. ᓇᓕᐊᑐᐃᓐᓇᖅ ᐊᑭᓕᐅᑕᐅᔪᖅ ᑕᐃᒪᓗ ᒪᓕᒡᓗᓂ ᐆᒥᖓ ᐊᖏᕈᑎ ᑖᒃᑯᓇᖓᑦ ᑲᓇᑕᒥ ᐆᒪᔪᓕᕆᔨᕐᔪᐊᑯᑦ ᓇᖕᒥᓂᖅ ᑮᓇᐅᔭᒥᖕᓂᑦ ᑕᐃᒪᓗ ᓇᓄᖅ ᑐᖁᑕᐅᒃᐸᑦ ᐱᔾᔪᑎᖃᕐᓗᑎᒃ ᐅᖃᖅᓯᒪᔪᒥ 12.3.1.

12.3.6 ᑲᓇᑕᒥ ᐆᒪᔪᓕᕆᔨᕐᔪᐊᑯᑦ ᕿᒥᕐᕈᐊᖃᑎᖃᕐᓗᑎᒃ ᐊᕙᑎᓕᕆᔨᒃᑯᓂᒃ (ᓄᓇᕗᑦ) ᐊᒻᒪᓗ ᐊᒃᑑᑎᔪᑦ ᓄᓇᓕᖕᓂ ᐊᖑᓇᓱᒃᑐᓕᕆᔨᒃᑯᑦ ᐋᕿᒃᓯᓗᑎᒃ ᖃᐅᔨᓇᓱᒡᓗᑎᒃ ᖃᑦᓯᐅᓇᓴᕐᓂᖏᓐᓂᒃ ᓂᕕᓐᖓᑕᕐᓂᒃ ᐅᕝᕙᓘᓐᓃᑦ ᐊᑭᓕᐅᑎᒃᓴᓂᒃ ᐱᓪᓗᒍ ᐅᓇ ᐊᑖᓂ 12.3.5.

12.3.7 ᑕᐃᒪᐃᓕᖓᒃᐸᑦ ᐅᑯᐊ ᓄᓇᕗᑦ ᒐᕙᒪᒃᑯᑦ ᐊᑐᐊᒐᖓ ᐅᕝᕙᓘᓐᓃᑦ ᓄᓇᕗᑦ ᒐᕙᒪᒃᑯᑦ ᐃᓄᐃᑦ ᑐᑭᓯᖃᑎᒌᒡ ᑎᑎᕋᖅᓯᒪᔪᖅ ᑐᑭᓯᖃᑎᒌᒍᑎᒥᖕᓄᑦ ᐊᑭᓕᓂᐊᕐᒥ ᓇᓄᖅ ᑐᖁᑕᐅᒃᐸᑦ ᐊᑭᑐᓂᖅᓴᒥᒃ $20,000, ᑲᓇᑕᒥ ᐆᒪᔪᓕᕆᔨᕐᔪᐊᑯᑦ ᐊᑭᓖᓗᑎᒃ ᐊᑭᑦᑐᓇᐊᖅᓯᒪᓗᑎᒃ ᓇᓄᐃᑦ ᐊᒻᒪᓗ ᐊᒡᒑᐃᑦ ᑐᖁᑕᐅᔪᑦ ᒪᓕᒡᓗᒍ ᐅᓇ ᐊᖏᕈᑎ ᐃᓚᖓ.

12.3.8 ᑕᐃᑲᓂ ᓇᓄᖅ ᑐᖁᑕᐅᑎᓪᓗᒍ ᓇᓗᓇᐃᖅᓯᒪᔪᖅ 12.3.1, ᑲᓇᑕᒥ ᐆᒪᔪᓕᕆᔨᕐᔪᐊᑯᑦ ᑐᓴᐅᒪᑎᑦᑎᐊᕐᓂᐊᖅᑕᖏᑦ ᐊᒻᒪᓗ ᐅᓂᒃᑳᓕᐅᖃᑦᑕᕐᓗᑎᒃ ᑕᐃᒪᓐᓇᐅᖁᔭᐅᔪᑦ *ᓄᓇᕗᑦ ᓂᕐᔪᑎᖏᓐᓄᑦ ᐱᖁᔭᕐᔪᐊᖅ* ᒪᓕᒃᑕᐅᓪᓗᓂ.

12.3.9 ᑐᑭᓯᓇᑦᑎᐊᑲᓐᓂᕐᓂᐊᕐᒪᑦ, ᐃᓚᖓ 6 ᑖᒃᑯᓇᓂ *ᓄᓇᕗᒻᒥᒃ ᓄᓇᑖᕈᑎᓄᑦ ᐊᖏᕈᑎᑦ* ᑲᔪᓯᔪᒥᒃ ᐊᑑᑎᖃᐃᓐᓇᕐᓂᐊᖅᑐᑦ ᐃᓗᖏᓐᓂ ᑲᓇᑕᒥ ᐆᒪᔪᖃᕐᕖᑦ ᐅᕝᕙᓘᓐᓃᑦ ᐅᑎᖅᑕᐸᑦᑐᓄᑦ ᑎᖕᒥᐊᓄᑦ ᓴᐳᔾᔭᐅᓯᒪᕕᒃ.

12.4 ᐃᒋᑕᐅᖃᑦᑕᕐᓗᑎᒃ ᐊᑑᑎᖃᖅᑐᑦ ᓂᕐᔪᑎᕕᓃᑦ

12.4.1 ᓇᓕᐊᑐᐃᓐᓇᖅ ᐊᑑᑎᖃᖅᑐᑦ ᓂᕐᔪᑎᕕᓂᐅᑉ ᑐᕐᑯᑕᐅᓯᒪᔪᖅ ᑐᐊᕕᕐᓇᖅᑐᒃᑯᑦ, ᐱᕋᔭᖕᓂᒃᑯᑦ, ᐅᕝᕙᓘᓐᓃᑦ ᐱᕐᕈᓗᐊᕿᓂᒃᑯᑦ ᐃᒋᑕᐅᓂᐊᖅᑐᖅ ᒪᓕᒡᓗᒍ 5.6.55 ᑖᒃᑯᓇᓂ ᓄᓇᕗᒻᒥᒃ ᓄᓇᑖᕈᑎᓄᑦ ᐊᖏᕈᑎᑦ.

12.5 ᐅᖃᐅᓯᕆᓗᒋᑦ

12.5.1 ᐊᕐᕌᒍᒥ ᕿᒥᕐᕈᐊᖅᑕᐅᔪᑦ ᐱᓕᕆᔭᐅᔪᑦ ᒪᓕᒡᓗᒍ ᐃᓚᖓ 15.4 ᐅᕙᓂ ᐃᓄᐃᑦ ᐊᒃᑐᖅᑕᐅᓂᐊᕐᓂᖏᓐᓄᑦ ᐱᕚᓪᓕᕈᑕᐅᔪᓐᓇᖅᑐᓄᓪᓗ ᐊᖏᕈᑏᑦ,ᑲᓇᑕᒥ ᐆᒪᔪᓕᕆᔨᕐᔪᐊᑯᑦ ᐅᖃᐅᓯᕆᓗᒋᑦ ᑖᒃᑯᓄᖓ ᑕᒪᐃᓐᓄᑦ ᐆᒃᑑᑕᐅᔪᑦ ᒪᓕᒡᓗᒍ ᐅᕙᓂ ᐃᓚᖓᓂ. ᑲᓇᑕᒥ ᐆᒪᔪᓕᕆᔨᕐᔪᐊᑯᑦ ᐅᖃᖅᐸᖕᒥᓗᑎᒃ ᐅᓂᒃᑳᓕᐅᕐᓗᑎᒃ ᑖᒃᑯᓄᖓ ᐊᐅᓚᑦᑎᖃᑎᒌᖕᓂᕐᒧᑦ ᑲᑎᒪᔨᕋᓛᑦ, ᐊᒃᑑᑎᔪᑦ ᓄᓇᓕᖕᓂ ᐊᖑᓇᓱᒃᑐᓕᕆᔨᒃᑯᑦ, ᐊᒃᑑᑎᔪᑦ ᐊᕕᒃᑐᖅᓯᒪᔪᓂ ᐆᒪᔪᓕᕆᔨᒃᑯᑦ, ᓄᓇᕗᒻᒥ ᐆᒪᔪᓕᕆᔨᕐᔪᐊᒃᑯᑦ ᐊᒻᒪᓗ ᐊᓯᖏᑦ ᑎᒥᐅᔪᑦ ᐱᕐᑯᑎᖃᖅᑐᑦ ᓂᕐᔪᑎᓄᑦ.

ᐃᓚᖓ 13 — ᐊᓯᑦᔨᐅᑎᑦ ᑖᒃᑯᓄᖓ ᐅᑎᖅᑕᐸᑦᑐᓄᑦ ᑎᖓᒥᐊᓄᑦ ᓴᐳᔾᔭᐅᓯᒪᕕᒃ ᐊᒻᒪᓗ ᑲᓇᑕᒥ ᐆᒪᔪᖅᑲᕐᕖᑦ

13.1 ᑐᑭᑖᖅᐸᓪᓕᐊᔾᔪᑎᒃᓴᑦ

13.1.1 ᐅᕙᓂ ᐃᓚᖓᓂ ᐊᑖᓂ ᑎᑎᕋᖅᓯᒪᔪᑦ ᑐᑭᑖᖅᐸᓪᓕᐊᔪᑎᒃᓴᖏᑦ:

(a) ᓴᕿᑦᑎᓗᑎᒃ ᐊᓯᑦᔨᕐᕕᖃᕈᓐᓇᖅᑐᒥᒃ ᐊᒻᒪᓗ ᐊᑑᑎᖃᑦᑎᐊᖅᑐᒥᒃ ᐱᔾᔪᑎᒃᓴᓂᒃ ᖃᐅᔨᓇᓱᑦᑎᐊᕐᓂᖅ ᓴᕿᑦᑎᓂᐊᖅᑐᓄᑦ, ᐊᖏᓪᓕᒋᐊᕐᓂᐊᖅᑐᓄᑦ ᐊᒻᒪᓗ ᖃᓄᐃᓕᖓᓂᕆᔭᑎᒃ ᐊᓯᑦᔨᕐᓂᐊᖅᑐᓄᑦ;

(b) ᑐᓂᓗᒋᑦ ᐃᓄᐃᑦ ᐊᒻᒪᓗ ᒐᕙᒪᒃᑯᑦ ᑐᓴᐅᒪᔭᕆᐊᖃᖅᑕᖏᓐᓂᒃ ᐱᔾᔪᑎᒃᓴᓂᒃ ᐱᑕᖃᕋᔭᖅᑐᑦ ᑐᒃᓯᕋᖅᑕᐅᔪᑦ ᑕᒪᑐᒧᖓ ᓴᕿᑦᑎᓂᐊᖅᑐᓄᑦ, ᐊᖏᓪᓕᒋᐊᕐᓂᐊᖅᑐᓄᑦ ᐊᒻᒪᓗ ᖃᓄᐃᓕᖓᓂᕆᔭᑎᒃ ᐊᓯᑦᔨᕐᓂᐊᖅᑐᓄᑦ, ᐊᒻᒪᓗ ᖃᐅᔨᓇᑦᑎᐊᕐᓗᓂ ᐅᑯᐊ ᐃᓱᒪᒋᔭᐅᑦᑎᐊᖅᓯᒪᔪᑦ ᐱᒋᐊᓚᐅᓐᖏᓂᖏᓂ ᓴᕿᑦᑎᓂᐊᖅᑐᓄᑦ, ᐊᖏᓪᓕᒋᐊᕐᓂᐊᖅᑐᓄᑦ ᐊᒻᒪᓗ ᖃᓄᐃᓕᖓᓂᕆᔭᑎᒃ ᐊᓯᑦᔨᕐᓂᐊᖅᑐᓄᑦ ᐃᓱᒪᓕᐊᕆᔭᕆᐊᖃᖅᑐᑦ;

(c) ᐊᑐᖅᑕᐅᑎᑦᑎᓗᑎᒃ ᐅᑯᐊ ᓴᕿᑦᑎᓂᐊᖅᑐᓄᑦ, ᐊᖏᓪᓕᒋᐊᕐᓂᐊᖅᑐᓄᑦ, ᖃᓄᐃᓕᖓᓂᕆᔭᑎᒃ ᐊᓯᑦᔨᕐᓂᐊᖅᑐᓄᑦ, ᐊᑦᑎᒃᓯᒋᐊᖅᑐᑦ ᐊᒻᒪᓗ ᐲᖅᑕᐅᔪᑦ ᐱᓕᕆᔭᐅᕙᒡᓗᑎᒃ ᑭᓯᐊᓂ ᕿᒥᕐᕈᐊᖃᑎᒌᓚᐅᕐᓗᑎᒃ ᐊᒻᒪᓗ, ᐊᔪᕐᓇᖏᑐᐊᕌᖓᑦ, ᐃᑲᔪᖅᑕᐅᓗᑎᒃ ᖃᓂᑦᑐᓂᑦ ᐊᑕᔪᓂᑦ ᓄᓇᓕᖕᓂᑦ ᓄᓇᕗᒻᒥ, ᐊᒻᒪᓗ ᐃᓄᐃᑦ ᐱᔪᒪᑎᓪᓗᒋᑦ ᐊᒻᒪᓗ ᐱᔾᔪᑕᐅᔪᓄᑦ ᐃᓯᖅᑕᐅᔪᓐᓇᕐᓗᑎᒃ ᐃᓄᐃᑦ ᓄᓇᖅᑯᑎᖏᑦ ᐃᓱᒪᒋᔭᐅᑦᑎᐊᖅᓯᒪᕙᒌᕐᓗᑎᒃ ᐅᑯᐊ ᐃᖏᕐᕋᓯᑎᑕᐅᓂᐊᖅᑐᑦ;

(d) ᐊᑐᖅᑕᐅᑎᑦᑎᓗᑎᒃ ᐅᑯᐊ ᐊᒃᑐᖅᑕᐅᔪᑦ ᐊᒻᒪᓗ ᐃᑲᔫᓯᐊᕐᓗᑎᒃ ᐃᓄᐃᑦ ᐅᖃᐅᓯᐅᓗᑎᒃ ᑕᐃᑲᓂ ᓴᕿᑦᑎᓂᐊᖅᑐᓄᑦ, ᐊᖏᓪᓕᒋᐊᕐᓂᐊᖅᑐᓄᑦ, ᖃᓄᐃᓕᖓᓂᕆᔭᑎᒃ ᐊᓯᑦᔨᕐᓂᐊᖅᑐᓄᑦ, ᐊᑦᑎᒃᓯᒋᐊᖅᑐᑦ ᐊᒻᒪᓗ ᐲᖅᑕᐅᔪᑦ ᐅᑎᖅᑕᐸᑦᑐᓄᑦ ᑎᖓᒥᐊᓄᑦ ᓴᐳᔾᔭᐅᓯᒪᕕᒃ ᐊᒻᒪᓗ ᑲᓇᑕᒥ ᐆᒪᔪᖅᑲᕐᕖᑦ; ᐊᒻᒪᓗ

(e) ᑐᓂᓗᒋᑦ ᐊᑦᑎᒃᓯᒋᐊᖅᑐᑦ ᐊᒻᒪᓗ ᐲᖅᑕᐅᓗᑎᒃ ᐅᑎᖅᑕᐸᑦᑐᓄᑦ ᑎᖓᒥᐊᓄᑦ ᓴᐳᔾᔭᐅᓯᒪᕕᒃ ᐊᒻᒪᓗ ᑲᓇᑕᒥ ᐆᒪᔪᖅᑲᕐᕖᑦ ᐊᒻᒪᓗ ᐋᔩᖃᑎᒌᒡᓗᑎᒃ ᑕᐅᖅᓲᓗᒋᑦ ᐃᓄᐃᑦ ᓄᓇᖅᑯᑎᖏᑦ ᒫᓐᓇᐅᔪᖅ ᐃᓗᐊᓃᑦᑐᑦ ᐅᑎᖅᑕᐸᑦᑐᓄᑦ ᑎᖓᒥᐊᓄᑦ ᓴᐳᔾᔭᐅᓯᒪᕕᒃ ᐊᒻᒪᓗ ᑲᓇᑕᒥ ᐆᒪᔪᖅᑲᕐᕖᑦ.

13.2 ᑐᑭᖏᑦ

13.2.1 ᐅᕙᓂ ᐃᓚᖓᓂ ᐊᑖᓂ ᑎᑎᕋᖅᓯᒪᔪᑦ ᑐᑭᑖᖅᐸᓪᓕᐊᔪᑎᒃᓴᖏᑦ:

(a) "ᖃᐅᔨᓇᓱᑦᑎᐊᖅᑎᑦ ᑲᑎᒪᔩᑦ" ᑐᑭᖃᖅᑐᖅ ᑲᑎᒪᔩᑦ ᒐᕙᒪᒃᑯᖏᑦ ᐊᒻᒪᓗ ᐃᓄᖕᓂᑦ ᑭᒡᒐᖅᑐᖅᑎᑦ ᒪᓕᒐᓕᖅᑕᐅᓯᒪᔪᑦ ᒪᓕᒡᓗᒍ ᐃᓚᖑ 13.4;

(b) "ᐲᖅᑕᐅᔪᑦ" ᑐᑭᖃᖅᑐᖅ ᐲᖅᑕᐅᔪᑦ ᐊᖏᕈᑎᓂ ᑲᓇᑕᒥ ᐆᒪᔪᖅᑲᕐᕖᑦ ᐅᕙᕙᓘᓂᑦ ᐅᑎᖅᑕᐸᑦᑐᓄᑦ ᑎᖓᒥᐊᓄᑦ ᓴᐳᔾᔭᐅᓯᒪᕕᒃ;

(c) "ᓱᕐᕌᓂᖓ 1 ᖃᐅᔨᓇᓱᑦᑎᐊᖅᑕᐅᔪᑦ" ᑐᑭᖃᖅᑐᖅ ᐱᔾᔪᑎᒃᓴᑦ ᖃᐅᔨᔭᐅᓇᓱᑦᑎᐊᖅᓗᑎᒃ ᒪᓕᒡᓗᒍ ᖃᐅᔨᓴᕈᑎᑦ ᒫᓐᓇᐅᔪᖅ ᑐᓴᖅᑕᐅᔪᓐᓇᖅᑐᓂᒃ;

(d) “ᓱᕐᕌᓂᖓ 2 ᖃᐅᔨᓇᓱᑦᑎᐊᖅᑕᐅᔪᑦ” ᑐᑭᖃᖅᑐᖅ ᐱᔾᔪᑎᒃᓴᑦ ᖃᐅᔨᓴᖅᑕᐅᑦᑎᐊᑲᓐᓂᖅᑐᑦ, ᒪᓕᒡᖢᒍ ᓱᕐᕌᓂᖓ 1 ᖃᐅᔨᓇᓱᑦᑎᐊᖅᑕᐅᔪᑦ ᐊᒻᒪᓗ ᐃᓚᒋᔭᐅᓪᓗᑎᒃ ᓄᓇᒥ ᐃᓕᑦᑎᓇᓱᒃᑐᑦ ᐊᒻᒪᓗ ᖃᐅᔨᓴᖅᑕᐅᑦᑎᐊᑲᓐᓂᖅᑐᑦ;

(e) “ᒥᒡᓴᑎᓪᓗᒍ” ᑐᑭᖃᖅᑐᖅ ᓇᓕᐊᑐᐃᓐᓇᖅ ᐊᓯᑦᔨᖅᑐᑦ ᑭᒡᓕᖏᑦ ᐃᓗᖏᓐᓂ ᑲᓇᑕᒥ ᐆᒪᔪᖃᕐᕖᑦ ᐅᕝᕙᓘᓃᑦ ᐅᑎᖅᑕᑉᐸᑦᑐᓄᑦ ᑎᖕᒥᐊᓄᑦ ᓴᐳᔾᔭᐅᓯᒪᕖᒃ ᐅᑯᐊᓗ ᐊᒃᑐᐃᒐᔭᖅᑐᑦ ᒥᒡᓴᑎᓪᓗᒋᑦ ᐃᓗᖏᓐᓂ ᑲᓇᑕᒥ ᐆᒪᔪᖃᕐᕖᑦ ᐅᕝᕙᓘᓃᑦ ᐅᑎᖅᑕᑉᐸᑦᑐᓄᑦ ᑎᖕᒥᐊᓄᑦ ᓴᐳᔾᔭᐅᓯᒪᕖᒃ ᐅᕝᕙᓘᓐᓃᑦ ᐲᕐᓗᒋᑦ ᑎᑎᖃᓂ ᐃᒪᐃᑦ ᐅᕝᕙᓘᓐᓃᑦ ᐃᒪᐃᑦ ᐃᓗᖏᓐᓂ ᑲᓇᑕᒥ ᐆᒪᔪᖃᕐᕖᑦ ᐅᕝᕙᓘᓃᑦ ᐅᑎᖅᑕᑉᐸᑦᑐᓄᑦ ᑎᖕᒥᐊᓄᑦ ᓴᐳᔾᔭᐅᓯᒪᕖᒃ;

(f) “ᐱᔾᔪᑎᒃᓴᑦ ᖃᐅᔨᔭᐅᓇᓱᑦᑎᐊᖅᑐᑦ” ᑐᑭᖃᖅᑐᖅ ᖃᐅᔨᓇᓱᑦᑎᐊᕐᓂᖅ ᐱᔾᔪᑎᒃᓴᓂᒃ ᐱᑕᖃᕋᔭᖅᑐᓂᒃ ᓄᓇᖓᓂ, ᑕᐅᑦᑐᖓᓕ ᖃᐅᔨᔭᐅᓇᓱᑦᑎᐊᕐᓂᖓ ᖃᐅᔨᔭᐅᓗᓂ ᑖᒃᑯᓇᖓᑦ ᖃᐅᔨᓇᓱᑦᑎᐊᖅᑎᑦ ᑲᑎᒪᔨᑦ ᒪᓕᒡᖢᑎᒃ ᐃᓚᖓ 13.4; ᐊᒻᒪᓗ

(g) “ᖃᓄᐃᓕᖓᓂᖓ ᐊᓯᑦᔨᖅᑐᖅ” ᑐᑭᖃᖅᑐᖅ ᖃᓄᐃᓕᖓᓕᕐᓂᖕᒥᑦ ᑭᓯᕈᖅᓯᒪᓂᖕᒥᑦ ᑖᒃᑯᐊ ᐅᑎᖅᑕᑉᐸᑦᑐᓄᑦ ᑎᖕᒥᐊᓄᑦ ᓴᐳᔾᔭᐅᓯᒪᕖᒃ ᑖᒃᑯᐊᖑᕐᓗᑎᒃ ᑲᓇᑕᒥ ᐆᒪᔪᖃᕐᕖᑦ.

13.3 ᓴᕿᑦᑎᓂᐊᖅᑐᓄᑦ, ᐊᖏᒡᓕᒋᐊᕐᓂᐊᖅᑐᓄᑦ, ᖃᓄᐃᓕᖓᓂᖓ ᐊᓯᑦᔨᖅᑐᖅ, ᒥᒡᓴᒋᐊᖅᑐᖅ ᐊᒻᒪᓗ ᐲᔭᖅᑕᐅᔪᑦ

13.3.1 ᑲᓇᑕᒥ ᐆᒪᔪᓕᕆᔨᕐᔪᐊᑯᑦ ᑐᓴᕐᑎᑦᑎᓂᐊᖅᑐᑦ ᑎᑎᕋᕐᓗᑎᒃ ᐊᒻᒪᓗ ᕿᒥᕐᕈᐊᑎᖃᒋᓗᒋᑦ ᓄᓇᕗᑦ ᑐᓐᖓᕕᒃ ᑎᒥᖓ, ᐊᑑᑎᖅᑐᑦ ᐊᕕᒃᑐᖅᓯᒪᔪᑦ ᐃᓄᐃᑦ ᑲᑐᔾᔨᖃᑎᒌᖏᑦ, ᐊᑕᔪᑦ ᓄᓇᓖᑦ ᐊᒻᒪᓗ, ᐱᑕᖃᕈᓂ, ᐊᒃᑑᑎᔪᑦ ᐊᐅᓚᑦᑎᖃᑎᒌᖕᓂᕐᒧᑦ ᑲᑎᒪᔨᕋᓛᑦ ᐱᓕᕆᓚᐅᓐᖏᓂᖏᓂ ᓴᕿᑦᑎᓂᐊᖅᑐᑦ, ᐊᖏᒡᓕᒋᐊᕐᓂᐊᖅᑐᑦ, ᖃᓄᐃᓕᖓᓂᖓ ᐊᓯᑦᔨᖅᑐᖅ ᐅᕝᕙᓘᓐᓃᑦ ᒥᒡᓴᒋᐊᖅᑕᐅᔪᖅ ᑐᒃᓯᕋᐅᑎ ᑖᒃᑯᓄᖓ ᓄᓇᕗᒻᒥ ᐆᒪᔪᓕᕆᔨᕐᔪᐊᒃᑯᓄᑦ.

13.3.2 ᖃᐅᔨᓇᓱᑦᑎᐊᖅᑎᑦ ᑲᑎᒪᔨᑦ ᑲᔪᓯᑎᑦᑎᐊᖅᑕᖏᑦ ᑭᓱᑐᐃᓐᓇᐃᑦ ᐱᔾᔪᑎᒃᓴᑦ ᖃᐅᔨᔭᐅᓇᓱᑦᑎᐊᖅᖢᑎᒃ ᑲᑎᒪᔨᑦ ᓈᒻᒪᖂᔨᑎᓪᓗᒋᑦ, ᐅᖃᖅᓯᒪᔪᑦ ᐃᓚᖓ 13.4, ᐱᒋᐊᓚᐅᓐᖏᓂᖏᓂ ᑲᓇᑕᒥ ᐆᒪᔪᓕᕆᔨᕐᔪᐊᑯᑦ ᑐᑭᑖᖅᓯᒪᔭᖏᓐᓄᑦ ᓇᑦᑕᐊᖕᓂᑐᐃᓐᓇᖅ ᓴᕿᑦᑎᓂᐊᖅᑐᑦ, ᐊᖏᒡᓕᒋᐊᕐᓂᐊᖅᑐᑦ ᐅᕝᕙᓘᓐᓃᑦ ᖃᓄᐃᓕᖓᓂᖓ ᐊᓯᑦᔨᖅᑐᖅ ᑖᒃᑯᓄᖓ ᓄᓇᕗᒻᒥ ᐆᒪᔪᓕᕆᔨᕐᔪᐊᒃᑯᓄᑦ.

13.3.3 ᑭᓯᐊᓂ ᐊᖏᖅᑕᐅᓯᒪᓗᑎᒃ ᑖᒃᑯᓇᖓᑦ ᑲᓇᑕᒥ ᐆᒪᔪᓕᕆᔨᕐᔪᐊᑯᑦ ᐊᒻᒪᓗ ᐊᑑᑎᔪᓂᒃ ᐃᓄᐃᑦ ᑎᒥᑯᑎᖏᓐᓂᒃ, ᐊᒻᒪᓗ ᒪᓕᒋᐊᖃᖅᑐᖅ 9.4.1 ᐊᒻᒪᓗ 9.4.2 ᑖᒃᑯᓇᓂ *ᓄᓇᕗᒻᒥᒃ ᓄᓇᑖᕈᑎᓄᑦ ᐊᖏᕈᑎᑦ*, ᐱᓕᕆᓚᐅᓐᖏᓂᖏᓂ ᓇᑦᑕᐊᖕᓂᑐᐃᓐᓇᖅ ᓴᕿᑦᑎᓂᐊᖅᑐᑦ, ᐊᖏᒡᓕᒋᐊᕐᓂᐊᖅᑐᑦ, ᖃᓄᐃᓕᖓᓂᖓ ᐊᓯᑦᔨᖅᑐᖅ ᐅᕝᕙᓘᓐᓃᑦ ᒥᒡᓴᒋᐊᖅᑕᐅᔪᖅ ᐱᔭᕇᖅᑎᓪᓗᒍ ᐊᑑᑎᖃᓕᕐᕕᖕᒪᑕ ᐅᓪᓗᐊ, ᑲᓇᑕᒥ ᐆᒪᔪᓕᕆᔨᕐᔪᐊᑯᑦ ᐊᒻᒪᓗ ᐊᑑᑎᖅᑐᑦ ᐃᓄᐃᑦ ᑎᒥᖁᑎᖏᑦ ᐋᔩᖃᑎᒌᒍᑎᒋᓗᒋᑦ ᑖᒃᑯᓂᖓᑦᓯᐊᖅ ᐱᔾᔪᑎᒋᓪᓗᒋᑦ ᐃᓱᓕᑦᑎᕙᓪᓕᐊᓂᖓ ᐊᑑᑎᔪᓄᑦ ᐋᕿᒋᐊᖅᑐᓄᑦ ᑖᒃᑯᓄᖓ ᐃᓄᐃᑦ ᐊᒃᑐᖅᑕᐅᓂᐊᕐᓂᖏᓐᓄᑦ ᐱᕚᓪᓕᕈᑕᐅᔪᓐᓇᖅᑐᓄᓪᓗ ᐊᖏᕈᑏᑦ.

13.4 ᐱᔾᔪᑎᒃᓴᑦ ᖃᐅᔨᔭᐅᓇᓱᑦᑎᐊᖅᖢᑎᒃ

13.4.1 ᒪᓕᒋᐊᖃᖅᑐᖅ 13.4.6, ᑐᒃᓯᕋᓚᐅᓐᖏᓂᖏᓂ ᓇᑦᑕᐊᖕᓂᑐᐃᓐᓇᖅ ᓴᕿᑦᑎᓂᐊᖅᑐᑦ, ᐊᖏᒡᓕᒋᐊᕐᓂᐊᖅᑐᑦ, ᐅᕝᕙᓘᓐᓃᑦ ᖃᓄᐃᓕᖓᓂᖓ ᐊᓯᑦᔨᖅᑐᖅ ᑖᒃᑯᓄᖓ ᓄᓇᕗᒻᒥ ᐆᒪᔪᓕᕆᔨᕐᔪᐊᒃᑯᓄᑦ, ᑲᓇᑕᒥ ᐆᒪᔪᓕᕆᔨᕐᔪᐊᑯᑦ ᕿᒥᕐᕈᐊᖃᑎᖃᕐᓗᑎᒃ ᐊᑑᑎᔪᓂᒃ ᑎᒥᐅᔪᓂᒃ ᑕᒪᑐᒧᖓ ᐃᓄᐃᑦ ᐊᒃᑐᖅᑕᐅᓂᐊᕐᓂᖏᓐᓄᑦ ᐱᕚᓪᓕᕈᑕᐅᔪᓐᓇᖅᑐᓄᓪᓗ ᐊᖏᕈᑏᑦ ᐊᒻᒪᓗ ᐊᓯᖏᑦ

ᒐᕙᒪᒃᑯᑦ ᑎᒥᖁᑎᖏᑦ ᐱᓕᕆᔪᒪᔪᑦ ᑕᒪᑐᒥᖓ ᐱᔾᔪᑎᒃᓴᑦ ᖃᐅᔨᔭᐅᓇᓱᑦᑎᐊᖅᖢᑎᒃ ᑖᒃᑯᓄᖓ ᐱᔭᐅᔪᒪᔪᓄᑦ ᓴᕿᑦᑎᓂᐊᖅᑐᑦ, ᐊᖏᓪᓕᒋᐊᕐᓂᐊᖅᑐᑦ, ᐅᕝᕙᓘᓐᓃᑦ ᖃᓄᐃᓕᖓᓂᖓ ᐊᓯᑦᔨᖅᑐᖅ.

13.4.2 ᒪᓕᒃᖢᒍ ᕿᒥᕐᕈᐊᖃᑎᒌᖕᓂᖓᑦ 13.4.1, ᑲᓇᑕᒥ ᐆᒪᔪᓕᕆᔨᕐᔪᐊᑯᑦ ᐱᖕᒑᖅᓂᐊᖅᑐᑦ ᐊᒻᒪᓗ ᐃᒃᓯᕙᐅᑕᐅᓗᑎᒃ ᖃᐅᔨᓇᓱᑦᑎᐊᖅᑎᑦ ᑲᑎᒪᔨᑦ. ᐊᑐᓂ ᖃᐅᔨᓇᓱᑦᑎᐊᖅᑎᑦ ᑲᑎᒪᔨᑦ ᐱᔭᒃᓴᖃᕐᓂᐊᖅᑐᑦ ᖃᐅᔨᓇᓱᓪᓗᑎᒃ ᑕᒪᐃᓐᓂᒃ ᖃᓄᐃᓕᖓᔪᓕᒫᓂᒃ ᐱᔾᔪᑎᒃᓴᓄᑦ ᖃᐅᔨᔭᐅᓇᓱᑦᑎᐊᖅᖢᑎᒃ ᐱᓯᒪᔪᑦ ᑖᒃᑯᓄᖓ ᓴᕿᑦᑎᓂᐊᖅᑐᑦ, ᐊᖏᓪᓕᒋᐊᕐᓂᐊᖅᑐᑦ, ᐅᕝᕙᓘᓐᓃᑦ ᖃᓄᐃᓕᖓᓂᖓ ᐊᓯᑦᔨᖅᑐᖅ. ᐊᑐᓂ ᖃᐅᔨᓇᓱᑦᑎᐊᖅᑎᑦ ᑲᑎᒪᔨᑦ ᐃᒪᓐᓇᐅᓂᐊᖅᑐᑦ, ᓈᒻᒪᓈᖅᑎᓪᓗᒍ:

(a) ᖃᐅᔨᓇᓱᓪᓗᑎᒃ ᓄᓇᖓᓂ ᖃᓄᐃᓕᖓᓂᖓ ᓇᓪᓕᐊᑐᐃᓐᓇᖅ ᐱᔾᔪᑎᒃᓴᓄᑦ ᖃᐅᔨᔭᐅᓇᓱᑦᑎᐊᖅᑐᑦ;

(b) ᖃᐅᔨᓇᓱᓪᓗᒋᑦ ᖃᓅᑎᒋᖕᒪᖕᒑᑕ ᐊᖏᓂᖏ ᖃᐅᔨᓴᖅᑕᐅᔪᑦ ᓇᓪᓕᐊᖕᓄᑐᐃᓐᓇᖅ ᐱᔾᔪᑎᒃᓴᓄᑦ ᖃᐅᔨᔭᐅᓇᓱᑦᑎᐊᖅᓯᒪᔪᑦ ᑕᐃᒪᓐᓇᐅᔪᓐᓇᕐᒪᖕᒑᑕ, ᐃᓚᒋᓴᐅᑦᑐᑎᒃ ᑕᒪᕐᒥᒃ ᓱᖀᓂᖓ 1 ᐊᒻᒪ ᓱᖀᓂᖓ 2 ᖃᐅᔨᔭᐅᓇᓱᑦᑎᐊᕐᐸᓪᓕᐊᓂᖏᑦ, ᐊᒻᒪᓗ ᖃᓄᖅ ᑮᓇᐅᔭᓕᐅᕈᑕᐅᔪᓐᓇᕐᓂᖓᑦ ᐅᕝᕙᓘᓐᓃᑦ ᐃᓅᓯᕐᒍᑦ - ᑮᓇᐅᔭᑎᒍᑦ ᐱᕙᓪᓕᐊᓂᖏᑦ ᖃᐅᔨᓴᖅᑕᐅᓗᑎᒃ ᑕᐃᒪᓐᓇᐅᔭᕆᐊᖃᕈᑎᒃ ᖄᖓᒍᑦ ᐱᔾᔪᑎᒃᓴᓄᑦ ᖃᐅᔨᔭᐅᓇᓱᑦᑎᐊᖅᓂᖅ;

(c) ᐱᕙᓪᓕᐊᑎᑕᐅᓗᑎᒃ ᑎᑎᕋᖅᑕᐅᓗᑎᒃ ᓴᓇᓂᕆᓂᐊᖅᑕᖏᓐᓄᑦ ᐸᕐᓇᐅᑎᑦ ᐱᓯᒪᔪᑦ ᐱᔭᕇᖅᑕᐅᒍᑎᒃ ᓇᓪᓕᐊᑐᐃᓐᓇᖅ ᐱᔾᔪᑎᒃᓴᓄᑦ ᖃᐅᔨᔭᐅᓇᓱᑦᑎᐊᖅᓂᖅ;

(d) ᓂᕈᐊᕐᑐᒋᑦ ᒐᕙᒪᒃᑯᑦ ᑎᒥᖁᑎᖏᑦ ᐅᕝᕙᓘᓐᓃᑦ ᑳᓐᑐᕌᒃᑕᐅᓗᑎᒃ ᐱᓕᕆᔭᐅᓗᑎᒃ ᑕᒪᕐᒥᒃ ᓱᖀᓂᖓ 1 ᐊᒻᒪ ᓱᖀᓂᖓ 2 ᖃᐅᔨᓇᓱᑦᑎᐊᕐᐸᓪᓕᐊᓂᖏᑦ, ᐃᓚᒋᓴᐅᓗᑎᒃ ᐃᖅᑲᓇᐃᔭᕐᑎᑦᑎᓂᖅ ᐊᒻᒪ ᐱᔭᓇᐅᖅᓴᑎᑦᑎᓂᖅ ᐃᓄᖕᓂᒃ ᐅᔭᕋᖕᓂᐊᕈᓇᖅᑐᓂᒃ ᐊᒻᒪ ᓴᓇᓐᖑᐊᕐᑎᓂᕐ ᓄᓇᒥ ᐱᓕᕆᓗᑎᒃ ᐊᒻᒪ ᖃᐅᔨᓴᑦᑎᐊᕐᑐᒋᑦ ᐅᒃᑯᓯᒃᓴᓖᑦ;

(e) ᑮᓇᐅᔭᒃᓴᖃᕐᑎᑦᑎᐊᕐᑐᒋᑦ ᑕᒪᕐᒥᒃ ᑕᒪᕐᒥᒃ ᓱᖀᓂᖓ 1 ᐊᒻᒪ ᓱᖀᓂᖓ 2 ᖃᐅᔨᓇᓱᑦᑎᐊᕐᐸᓪᓕᐊᓂᖏᑦ, ᐊᒻᒪ ᖃᐅᔨᓇᓱᓪᓗᒋᑦ ᖃᓄᖅ ᐃᑲᔫᑎᔪᓐᓇᕐᒪᖕᒑᑕ ᑲᑎᒪᔨᑦ ᓇᓪᓕᐊᖕᓂᑦ ᖃᐅᔨᓇᓱᑦᑎᐊᖅᑎᑦ ᑲᑎᒪᔨᑦ ᐱᑦᑐᒋᑦ ᐊᑭᖏᑦ ᑖᒃᑯᐊ ᖃᐅᔨᔭᐅᓇᓱᑦᑎᐊᖅᑐᑦ;

(f) ᖃᐅᔨᓇᓱᓪᓗᒋᑦ ᑕᐃᑲᓂ ᐱᔾᔪᑎᒃᓴᓄᑦ ᖃᐅᔨᔭᐅᓇᓱᑦᑎᐊᖅᓂᖅ ᐱᔭᕇᖅᐸᑦ;

(g) ᑎᑎᕋᕐᑐᒋᑦ, ᐃᓄᒃᑎᑑᓕᕐᑎᑦᑐᒋᑦ ᐊᒻᒪ ᐅᖅᑕᓕᒫᖅᑕᐅᔪᓐᓇᖅᓯᑐᑎᒃ ᐱᔾᔪᑎᒃᓴᓄᑦ ᖃᐅᔨᔭᐅᓇᓱᑦᑎᐊᖅᓂᖅ ᐅᓂᒃᑳᓂᒃ, ᐃᓚᒋᓴᐅᑦᑐᑎᒃ ᑐᑭᓯᓇᖅᓯᑎᑦᑎᔾᔪᑕᐅᔪᑦ ᓇᓂᓴᐅᔪᔨᓂᒃ;

(h) ᖃᐅᔨᒪᑦᑎᐊᕐᑐᑎᒃ ᐅᑯᐊ ᓇᓂᓴᐅᔪᑦ ᑕᒪᑐᒪᖓᑦ ᐱᔾᔪᑎᒃᓴᓄᑦ ᖃᐅᔨᔭᐅᓇᓱᑦᑎᐊᖅᓂᖅ ᑐᓐᓂᖅᑯᑕᐅᓗᑎᒃ ᐅᖃᐅᓯᐅᓗᑎᒃ ᑖᒃᑯᓄᖓ ᐊᑕᔪᓄᑦ ᓄᓇᓕᖕᓄᑦ; ᐊᒻᒪ

(i) ᐱᓕᕆᑦᑎᐊᖏᓐᓇᕐᑐᑎᒃ ᖃᓄᐃᓕᐅᑲᓐᓂᕆᐊᖃᖅᑐᓂᒃ ᑕᐃᒪᓐᓇᐅᓂᐊᕈᓂ.

13.4.3 ᑐᑭᓯᓇᑦᑎᐊᑲᓐᓂᕐᓂᐊᕐᒪᑦ, ᑲᓇᑕᒥ ᐆᒪᔪᓕᕆᔨᕐᔪᐊᑯᑦ ᐃᓚᐅᔪᓐᓃᕈᓐᓇᖅᑐᑦ ᐱᔾᔪᑎᒃᓴᓄᑦ ᖃᐅᔨᔭᐅᓇᓱᑦᑎᐊᖅᓂᖅ ᑕᐃᒪᓗ, ᐃᕝᕕᑦ ᐅᖃᕈᓇᖅᑕᖕᒍᑦ, ᐱᓕᕆᑦᑎᐊᖅᑐᓂᑦ, ᐅᑯᐊ ᓴᕿᑦᑎᓂᐊᖅᑐᑦ, ᐊᖏᓪᓕᒋᐊᕐᓂᐊᖅᑐᑦ ᐅᕝᕙᓘᓐᓃᑦ ᖃᓄᐃᓕᖓᓂᖏᑦ ᐊᓯᑦᔨᖅᑐᑦ ᒪᓕᑦᑎᐊᙱᑉᐸᑕ ᑖᒃᑯᓂᖓ *ᑲᓇᑕᒥ ᐆᒪᔪᓕᕆᔨᕐᔪᐊᑯᑦ, ᑎᖕᒥᐊᑦ ᐅᑎᖅᑕᐸᒃᑐᐃᑦ ᐱᔾᔪᑕᐅᓂᖏᓐᓄᑦ ᐱᖁᔭᖅ ᐅᕝᕙᓘᓐᓃᑦ ᓂᕐᔪᑎᓄᑦ ᐃᓱᒫᓗᒋᔭᐅᓕᖅᑐᓄᑦ ᐱᖁᔭᖅ*, ᐊᑑᑎᖅᑲᕈᓂ, ᐅᕝᕙᓘᓐᓃᑦ ᑕᐃᒪᓗ, ᐃᕝᕕᑦ ᐅᖃᕈᓇᖅᑕᖕᒍᑦ, ᐱᓕᕆᑦᑎᐊᕐᑐᑎᒃ, ᐊᑭᖏᓐᓂᒃ ᐱᔾᔪᑎᒃᓴᓄᑦ ᖃᐅᔨᔭᐅᓇᓱᑦᑎᐊᖅᓂᖅ ᑖᒃᑯᓄᖓ ᑲᓇᑕᒥ ᐆᒪᔪᓕᕆᔨᕐᔪᐊᑯᑦ ᐳᖅᑐᓯᓗᐊᖅᐸᑕ ᐅᕝᕙᓘᓐᓃᑦ ᐳᖅᑐᓯᓂᐊᖂᔨᒃᐸᑕ.

13.4.4 ᑕᐃᒪᓗ ᑲᓇᑕᒥ ᐆᒪᔪᓕᕆᔩᖅᔪᐊᑯᑦ ᐃᓱᒪᓕᐅᖅᐸᑕ ᐃᓚᐅᔾᔮᕿᓐᓃᖅᓗᑎᒃ ᑕᒪᑐᒪᓂ ᐱᔾᔪᑎᒃᓴᓄᑦ ᖃᐅᔨᓴᐅᓇᓱᑦᑎᐊᖅᓂᖅ ᓄᓇᖓᓄ ᑐᒃᓯᕋᖅᑕᐅᓯᒪᔪᓄᑦ ᓴᖅᑭᑦᑎᓂᐊᖅᑐᑦ, ᐊᖏᒡᓕᒋᐊᖅᓂᐊᖅᑐᑦ ᐅᖓᓗᓐᓃᑦ ᖃᓄᐃᓕᖓᓂᖏᑦ ᐊᓯᑦᔨᖅᑐᑦ, ᑲᔪᓯᒐᔾᔭᖏᑦᑐᖅ ᑐᒃᓯᕋᖅᑕᖓ ᑖᒃᑯᓄᖓ ᓄᓇᕗᒻᒥ ᐆᒪᔪᓕᕆᔩᖅᔪᐊᒃᑯᓄᑦ.

13.4.5 ᐃᓄᐃᑦ ᐊᒃᑐᖅᑕᐅᓂᐊᖅᓂᖏᓐᓄᑦ ᐱᕙᓪᓕᐊᔾᔪᑎᒃᓴᓄᑦ ᐊᖏᕈᑏᑦ ᐊᑐᓕᖅᑎᑕᐅᕙᓪᓕᐊᔪᓄᑦ ᑰᓇᐅᔭᒃᓴᐃᑦ ᐃᒪᓐᓇᐅᓂᐊᓐᖏᑦᑐᑦ, ᑭᓯᐊᓂ ᐊᖏᖅᑕᐅᓯᒪᒍᑎᒃ ᑖᒃᑯᓇᖓᑦ ᐱᓇᓱᐊᖅᑲᑎᒌᓂᑦ, ᐊᑐᖅᓯᓗᑎᒃ ᑰᓇᐅᔭᒃᓴᓂᒃ ᐊᑭᖏᓐᓄᑦ ᓇᓪᓕᐊᖕᓂᑐᐃᓐᓇᖅ ᐃᓚᖓᓂ ᐱᔾᔪᑎᒃᓴᓄᑦ ᖃᐅᔨᓴᐅᓇᓱᑦᑎᐊᖅᓂᖅ.

13.4.6 ᐃᓚᖓ 13.4 ᐊᑑᑎᔫᓐᖏᑦᑐᑦ ᓂᒋᖓᓂ, ᖃᖅᑯᓪᓗᐃᑦ ᐅᖓᓗᓐᓃᑦ ᐊᒃᐸᐃᑦ ᑲᓇᑕᒥ ᐆᒪᔪᖅᖃᖅᕕᑦ.

13.5 ᐲᔭᖅᑕᐅᓂᖏᑦ ᐊᒻᒪᓗ ᒥᒃᓵᒋᐊᖅᑕᐅᓂᖏᑦ

13.5.1 ᑕᐃᒪᓗ ᓄᓇᕗᑦ ᑐᓐᖓᕕᒃ ᑎᒥᖓ ᐅᖓᓗᓐᓃᑦ ᐊᑑᑎᖃᖅᑐᑦ ᐊᕙᒃᑐᖅᓯᒪᔪᑦ ᐃᓄᐃᑦ ᑲᑐᔾᔨᖅᑲᑎᒌᖏᑦ ᐅᒃᐱᕈᓱᒃᑐᑦ ᐅᑯᐊ ᑕᒪᖅᒥᒃ ᐅᖓᓗᓐᓃᑦ ᐃᓚᖏᑦ ᑖᒃᑯᓄᖓ ᐅᑎᖅᑕᐸᑦᑐᓄᑦ ᑎᖏᐊᓄᑦ ᓴᐳᔾᔭᐅᓯᒪᕕᒃ ᐊᒻᒪᓗ ᑲᓇᑕᒥ ᐆᒪᔪᖅᖃᖅᕕᑦ, ᐃᓚᒋᔭᐅᓗᑎᒃ ᓇᓕᐊᑐᐃᓐᓇᖅ ᐃᓄᐃᑦ ᓄᓇᖅᑯᑎᖏᑦ ᐃᓗᐊᓂ, ᐃᑲᔫᑎᓗᐊᓐᖏᑎᓪᓗᑎᑦ ᐆᒃᑐᕋᓚᒃᓴᐅᓇᑎᒃ ᐱᔾᔪᑎᒋᓪᓗᑎᑦ ᑖᒃᑯᓂᖓ *ᑲᓇᑕᒥ ᐆᒪᔪᓕᕆᔩᖅᔪᐊᑯᑦ, ᑎᖏᐊᑦ ᐅᑎᖅᑕᐸᒃᑐᐃᑦ ᐱᔾᔪᑕᐅᓂᖏᓐᓄᑦ ᐱᖅᑯᔭᖅ* ᐅᖓᓗᓐᓃᑦ *ᓂᖅᔪᑎᓄᑦ ᐃᓱᒫᓗᒋᔭᐅᓕᖅᑐᓄᑦ ᐱᖅᑯᔭᖅ*, ᐊᑑᑎᖅᑭᓂ, ᖄᒥᖅᕈᐊᖅᑕᐅᖅᑯᔪᐊᓐᓇᖅᑕᖓ ᐱᑕᖅᑲᖅᑐᓂᒃ ᐅᖓᓗᓐᓃᑦ ᑭᓪᓕᖕᒋᓐᓂᒃ ᑲᓇᑕᒥ ᐆᒪᔪᖅᖃᖅᕕᑦ ᐅᖓᓗᓐᓃᑦ ᐅᑎᖅᑕᐸᑦᑐᓄᑦ ᑎᖏᐊᓄᑦ ᓴᐳᔾᔭᐅᓯᒪᕕᒃ.

13.5.2 ᑎᑎᕋᖅᓗᑎᒃ ᐱᔪᒪᔪᑦ ᑖᒃᑯᐊ ᓄᓇᕗᑦ ᑐᓐᖓᕕᒃ ᑎᒥᖓ ᐅᖓᓗᓐᓃᑦ ᐊᕙᒃᑐᖅᓯᒪᔪᑦ ᐃᓄᐃᑦ ᑲᑐᔾᔨᖅᑲᑎᒌᖏᑦ, ᑲᓇᑕᒥ ᐆᒪᔪᓕᕆᔩᖅᔪᐊᑯᑦ ᐃᒪᓐᓇᐅᓂᐊᖅᑐᑦ, ᒪᓕᒡᓗᒍ ᐱᔾᔪᑎᒃᓴᐃᑦ ᐱᑕᖅᑲᖅᒪᖔᑕ ᐊᒻᒪᓗ ᐃᓗᐊᓂ ᖃᓚᒻᒥᐅᓗᒍ, ᐱᓕᕆᔭᐅᓗᓂ 13.5.1 ᖃᒥᖅᕈᐊᖅᑕᐅᓗᓂ ᖃᒥᖅᕈᐊᖅᑎᖅᑲᖅᓗᑎᒃ ᑖᒃᑯᓂᖓ ᓄᓇᕗᑦ ᑐᓐᖓᕕᒃ ᑎᒥᖓ ᐅᖓᓗᓐᓃᑦ ᐊᕙᒃᑐᖅᓯᒪᔪᑦ ᐃᓄᐃᑦ ᑲᑐᔾᔨᖅᑲᑎᒌᖏᑦ, ᐊᑑᑎᖅᑲᖅᑐᑦ ᐊᐅᓚᑦᑎᖅᑲᑎᒌᖕᓂᖅᒧᑦ ᑲᑎᒪᔩᑦ ᐊᒻᒪᓗ ᐊᑕᔪᑦ ᓄᓇᓖᑦ.

13.5.3 ᐅᕙᓂ 13.5.1 ᖃᒥᖅᕈᐊᖅᑕᐅᔪᑦ ᑕᑯᑎᑦᑎᒃᐸᑕ ᑖᒃᑯᐊ ᑕᒪᖅᒥᒃ ᐅᖓᓗᓐᓃᑦ ᐃᓚᖏᑦ ᑲᓇᑕᒥ ᐆᒪᔪᖅᖃᖅᕕᑦ ᐅᖓᓗᓐᓃᑦ ᐅᑎᖅᑕᐸᑦᑐᓄᑦ ᑎᖏᐊᓄᑦ ᓴᐳᔾᔭᐅᓯᒪᕕᒃ, ᐃᓚᒋᔭᐅᑦᓗᑎᒃ ᐃᓄᐃᑦ ᓄᓇᖅᑯᑎᖏᑦ ᐃᓗᐊᓂ, ᐃᑲᔫᑎᓗᐊᓐᖏᑉᐸᑕ ᐆᒃᑐᕋᖅᑕᐅᓯᒪᔪ ᐱᔾᔪᑎᒋᑦᓗᒋᑦ *ᑲᓇᑕᒥ ᐆᒪᔪᓕᕆᔩᖅᔪᐊᑯᑦ, ᑎᖏᐊᑦ ᐅᑎᖅᑕᐸᒃᑐᐃᑦ ᐱᔾᔪᑕᐅᓂᖏᓐᓄᑦ ᐱᖅᑯᔭᖅ ᐅᖓᓗᓐᓃᑦ ᓂᖅᔪᑎᓄᑦ ᐃᓱᒫᓗᒋᔭᐅᓕᖅᑐᓄᑦ ᐱᖅᑯᔭᖅ*, ᐊᑑᑎᖅᑲᐸᑕ, ᐃᓱᒪᒋᓗᑎᑦ ᑲᓇᑕᒥ ᐆᒪᔪᖅᖃᖅᕕᑦ ᐅᖓᓗᓐᓃᑦ ᐅᑎᖅᑕᐸᑦᑐᓄᑦ ᑎᖏᐊᓄᑦ ᓴᐳᔾᔭᐅᓯᒪᕕᒃ ᑕᒪᐃᓐᓄᑦ, ᑲᓇᑕᒥ ᐆᒪᔪᓕᕆᔩᖅᔪᐊᑯᑦ ᐃᒪᓐᓇᐅᓂᐊᖅᑐᑦ, ᖃᒥᖅᕈᐊᓚᐅᖅᓗᑎᑦ ᒪᓕᒃᓗᑎᒃ ᐊᒻᒪᓗ ᑎᑎᕋᖅᓗᑎᒃ ᐃᑲᔫᑎᒥᖕᓂᒃ ᓄᓇᕗᑦ ᑐᓐᖓᕕᒃ ᑎᒥᖓ ᐅᖓᓗᓐᓃᑦ ᐊᕙᒃᑐᖅᓯᒪᔪᑦ ᐃᓄᐃᑦ ᑲᑐᔾᔨᖅᑲᑎᒌᖏᑦ, ᐱᓯᒪᑎᑦᓗᑎᑦ ᑐᒃᓯᕋᖅᑕᐅᔪᑦ ᐲᔭᖅᑕᐅᓂᖏᓄᑦ ᐅᖓᓗᓐᓃᑦ ᒥᒃᓵᒋᐊᖅᑕᐅᓂᖏᓐᓄᑦ ᑖᒃᑯᓄᖓ ᓄᓇᕗᒻᒥ ᐆᒪᔪᓕᕆᔩᖅᔪᐊᒃᑯᓄᑦ ᐋᖅᑭᖅᑕᐅᓂᐊᖅᒪᑕ.

13.5.4 ᑐᑭᓯᓇᖅᑎᐊᑲᓐᓂᖅᓂᐊᖅᒪᑦ, ᐱᑕᖅᑲᓐᖏᑦᑐᖅ ᐅᕙᓂ ᐃᓄᐃᑦ ᐊᒃᑐᖅᑕᐅᓂᐊᖅᓂᖏᓐᓄᑦ ᐱᕚᓪᓕᕈᑕᐅᔪᓐᓇᖅᑐᓄᑦᓗ ᐊᖏᕈᑏᑦ ᐊᔪᖅᑎᑦᑎᓗᑎᒃ ᓄᓇᕗᑦ ᑐᓐᖓᕕᒃ ᑎᒥᖓ ᐅᖓᓗᓐᓃᑦ ᐊᕙᒃᑐᖅᓯᒪᔪᑦ ᐃᓄᐃᑦ ᑲᑐᔾᔨᖅᑲᑎᒌᖏᑦ ᐱᔪᓐᓇᖅᓂᖏᑦ ᑐᒃᓯᕋᐅᑎᓕᐅᖅᓗᑎᒃ ᑖᒃᑯᓄᖓᑲᐅᑎᒋ ᓄᓇᕗᒻᒥ ᐆᒪᔪᓕᕆᔩᖅᔪᐊᒃᑯᓄᑦ ᐱᑦᓗᒋᑦ ᐲᔭᖅᑕᐅᓂᖏᓐᓄᑦ ᐅᖓᓗᓐᓃᑦ ᒥᒃᓵᒋᐊᖅᑕᐅᓂᖏᓐᓄᑦ ᑖᒃᑯᐊ ᑲᓇᑕᒥ ᐆᒪᔪᖅᖃᖅᕕᑦ ᐅᖓᓗᓐᓃᑦ ᐅᑎᖅᑕᐸᑦᑐᓄᑦ ᑎᖏᐊᓄᑦ ᓴᐳᔾᔭᐅᓯᒪᕕᒃ.

13.5.5 ᑐᑭᓯᓇᑦᑎᐊᑲᓐᓂᕐᓂᐊᕐᒪᑦ, ᐲᔭᖅᑕᐅᓂᖏᓄᑦ ᐅᕝᕙᓘᓐᓃᑦ ᒥᒡᓕᒋᐊᖅᑕᐅᓂᖏᓐᓄᑦ ᐱᔭᕇᖅᐸᑕ ᒪᓕᒡᓗᑎᒃ ᐆᒥᖓ ᐃᓚᖓ ᐊᔪᕐᑎᑦᑎᓂᐊᓐᖏᑦᑐᑦ ᑲᓇᑕᒥ ᐆᒪᔪᓕᕆᔨᕐᔪᐊᑯᑦ ᓴᕿᑦᑎᑲᓐᓂᕆᐊᒃᓴᖅ ᐅᕝᕙᓘᓐᓃᑦ ᐊᖏᒡᓕᒋᐊᕐᑎᑦᑎᑲᓂᕆᐊᒃᓴᖅ ᑲᓇᑕᒥ ᐆᒪᔪᕐᑲᕐᕖᑦ ᐅᕝᕙᓘᓃᑦ ᐅᑎᖅᑕᐸᑦᑐᓄᑦ ᑎᖕᒥᐊᓄᑦ ᓴᐳᔾᔭᐅᓯᒪᕕᒃ, ᖃᓄᐃᓕᖓᓂᖏᑦ ᐊᓯᑦᔨᕐᓂᖅᐊᐸᑕ.

13.6 ᐃᓯᖅᑕᐅᔪᓐᓇᕐᓂᖏᑦ ᓇᓕᑐᐃᓐᓇᖅ ᑲᓇᑕᒥ ᐆᒪᔪᕐᑲᕐᕖᑦ ᐅᕝᕙᓘᓃᑦ ᐅᑎᖅᑕᐸᑦᑐᓄᑦ ᑎᖕᒥᐊᓄᑦ ᓴᐳᔾᔭᐅᓯᒪᕕᒃ

13.6.1 ᐱᓇᓱᐊᕐᑲᑎᒌᑦ ᐃᓕᓴᖅᓯᓯᒪᔪᑦ ᐱᔪᒪᔪᕐᑲᓕᕐᓂᐊᖅᑐᖅ ᓯᕗᓂᒃᓴᑦᑎᓂ ᐃᓱᒪᒋᔭᓇᐊᕐᑲᖅᑐᑦ ᐃᓯᖅᑕᐅᔪᓐᓇᕿᔭᕐᒪᖔᑕ ᓱᓪᓗᐊᓗᐃᑦ ᐃᒫᓂ ᓇᓂᑐᐃᓐᓇᖅ ᑲᓇᑕᒥ ᐆᒪᔪᕐᑲᕐᕖᑦ ᐅᕝᕙᓘᓃᑦ ᐅᑎᖅᑕᐸᑦᑐᓄᑦ ᑎᖕᒥᐊᓄᑦ ᓴᐳᔾᔭᐅᓯᒪᕕᒃ ᐱᔭᓇᐊᑭᒡᓕᑎᕐᑐᑦ ᐱᕚᓪᓕᐊᑎᑕᐅᔪᑦ ᐅᑯᐊ ᐃᑲᔫᑎᔪᑦ ᐃᓅᓯᕐᒧᑦ ᐊᒻᒪᓗ ᑮᓇᐅᔭᕐᑲᕐᑎᑦᑎᔾᔪᓐᓇᖅᑐᑦ ᖃᓄᐃᖏᑦᑎᐊᕐᑯᓐᑐᑦ ᓄᓇᖃᖅᑐᑦ ᓄᓇᕗᒻᒥ. ᑕᐃᑲᓂ, ᓄᓇᕗᑦ ᑐᓐᖓᕕᒃ ᑎᒥᖓ ᐊᒻᒪᓗ ᐊᒃᑑᑎᔪᑦ ᐊᕕᒃᑐᖅᓯᒪᔪᑦ ᐃᓄᐃᑦ ᑲᑐᔾᔨᖅᑎᕇᖏᑦ ᑐᓂᓯᓂᐊᖅᑐᑦ ᑲᓇᑕᒥ ᐆᒪᔪᓕᕆᔨᕐᔪᐊᑯᑦ ᑐᓴᕐᑎᑦᑎᔪᑎᒥᖔᑦ, ᓇᖕᒥᓂᖅ ᐃᓱᒪᓕᐅᕐᒥᖕᓄᑦ, ᐱᔭᐅᔪᒪᔪᑦ ᐱᑕᖅᑲᒻᒪᖔᑕ. ᐃᓄᐃᑦ ᐱᓇᓱᐊᕐᑲᑎᒌᑦ ᐊᒻᒪᓗ ᑲᓇᑕᐅᑉ ᒐᕙᒪᒃᑯᖏᑦ ᑕᐃᒪᓗ ᑲᑎᒪᓕᕐᓗᑎᒃ ᐃᓗᐊᓂ 60 ᐅᓪᓗᐃᑦ ᐱᔾᔪᑎᖃᕐᓗᑎᒃ ᐅᖃᕐᑲᑎᒌᒍᑎᒋᓗᒋᑦ ᖃᓄᖅ ᓇᓗᓇᐃᖅᑕᐅᔪᕐᑲᓇᐊᕐᑲᕐᒪᖔᑕ ᐅᖃᐅᓯᐅᔭᓇᐊᕐᑲᕐᒪᖔᑕ.

13.6.2 ᒪᓕᒡᓗᒍ 11.5.9 ᑖᒃᑯᓇᓂ *ᓄᓇᕗᒻᒥᒃ ᓄᓇᑖᕈᑎᓄᑦ ᐊᖏᕈᑎᑦ*, ᖃᓄᐃᓕᖓᑎᓪᓗᒍ ᐅᑯᐊ ᐊᖏᖅᑕᐅᓗᑎᒃ ᓄᓇᐃᑦ ᐊᑐᖅᑕᐅᓂᐊᕐᓂᖏᓐᓄᑦ ᐸᕐᓇᐅᑎᑦ ᐅᑯᐊ ᒪᓕᒋᐊᓕᑦ ᐋᖅᑭᒃᓯᒪᔪᑦ ᐃᓱᕈᓇᕐᓗᒋᑦ ᓱᓪᓗᐊᓗᐃᑦ ᐅᖃᖅᓯᒪᔪᑦ ᓇᓗᓇᐃᖅᓯᒪᔪᑦ 13.6.1 ᖁᓛᓂ, ᑲᓇᑕᒥ ᐆᒪᔪᓕᕆᔨᕐᔪᐊᑯᑦ ᐱᓕᕆᓂᐊᖅᑐᑦ ᖃᓄᐃᓕᐅᕈᑎᒋᓴᖅᑕᒥᖕᓂᒃ ᐊᒻᒪᓗ ᐊᐅᓚᑦᑎᔾᔨᑎᒋᓴᖅᑕᒥᖕᓂᒃ ᒪᓕᒡᓗᒍ ᐸᕐᓇᐅᑎ ᐊᖏᖅᑕᐅᓂᖓᒍᑦ.

13.7 ᐋᔩᕐᑲᑎᒌᒍᑎᕐᑲᐊᓂᖅ ᑕᐅᖅᓰᓂᕐᒧᑦ ᐃᓄᐃᑦ ᓄᓇᖁᑎᖏᓐᓂᒃ

13.7.1 ᑲᓇᑕᒥ ᐆᒪᔪᓕᕆᔨᕐᔪᐊᑯᑦ ᐃᓕᓴᕆᓗᒋᑦ ᓂᓪᓕᐅᑎᒋᓗᒋᑦ ᐅᑯᐊ ᓇᓪᓕᐊᑐᐃᓐᓇᖅ ᐃᓄᐃᑦ ᐱᓇᓱᐊᕐᑲᑎᒌᓂ ᐃᖏᕐᕋᓯᑎᑦᑎᔪᒪᑎᓪᓗᒋᑦ ᑕᐅᖅᓰᓂᖅ ᐃᓚᖏᓂᒃ ᐅᕝᕙᓘᓐᓃᑦ ᑕᒪᕐᒥᒃ ᐃᓄᐃᑦ ᓄᓇᖁᑎᖏᓐᓂᒃ ᐃᓗᐊᓃᑦᑐᓂᒃ ᑲᓇᑕᒥ ᐆᒪᔪᕐᑲᕐᕖᑦ ᐊᒻᒪᓗ/ᐅᕝᕙᓘᓃᑦ ᐅᑎᖅᑕᐸᑦᑐᓄᑦ ᑎᖕᒥᐊᓄᑦ ᓴᐳᔾᔭᐅᓯᒪᕕᒃ ᑖᒃᑯᓄᖓ ᒐᕙᒪᒃᑯᑦ ᑎᒥᖁᑎᖏᓄᑦ ᐱᔾᔪᒃᓴᖃᒃᑐᓄᑦ ᐊᐅᓚᑦᑎᑦᑐᑎᒃ ᒐᕙᒪᒃᑯᑦ ᓄᓇᖁᑎᖏᓐᓂᒃ ᓄᓇᕗᒻᒥ. ᐋᔩᑎᕐᑲᖅᑐᑦ ᐃᓄᐃᑦ ᐱᓇᓱᐊᕐᑲᑎᒌᑦ ᑐᓂᓯᓂᐊᖅᑐᑦ ᑲᓇᑕᒥ ᐆᒪᔪᓕᕆᔨᕐᔪᐊᑯᑦ ᑎᑎᕐᑲᓂᒃ ᑐᓴᕐᑎᑦᑐᑎᒃ ᐃᖏᕐᕋᓯᑎᑦᑎᓚᐅᖏᓂᖏᓂ ᑕᒪᒃᑯᓂᖓ ᑕᐅᖅᓰᓂᕐᒥᒃ.

13.7.2 ᑲᓇᑕᒥ ᐆᒪᔪᓕᕆᔨᕐᔪᐊᑯᑦ ᑐᓴᕐᑎᑦᑎᓂᐊᖅᑐᑦ ᐋᔩᑎᕐᑲᖅᑐᓂᒃ ᐃᓄᐃᑦ ᐱᓇᓱᐊᕐᑲᑎᒌᓂᒃ ᐃᓱᒫᓘᑎᖅᑭᑎᒃ ᑐᒃᓯᕋᖅᑕᖓᓂ 13.7.1 ᑕᐅᖅᓰᓂᖅ ᐃᓄᐃᑦ ᓄᓇᖁᑎᖏᓐᓂᒃ. ᑕᐃᒪᓐᓇᐅᒍᓂ, ᑲᓇᑕᒥ ᐆᒪᔪᓕᕆᔨᕐᔪᐊᑯᑦ ᐊᒻᒪᓗ ᐋᔩᑎᕐᑲᖅᑐᑦ ᐃᓄᐃᑦ ᐱᓇᓱᐊᕐᑲᑎᒌᑦ ᐱᓕᕆᑦᑎᐊᕋᓱᖕᓂᐊᖅᑐᑎᒃ ᐋᖅᑭᒃᓯᓇᓱᓪᓗᑎᒃ ᐱᔾᔪᑎᕐᑲᓂᒃ ᐃᓱᒫᓗᑎᒋᔭᖏᓐᓄᑦ. ᑲᓇᑕᒥ ᐆᒪᔪᓕᕆᔨᕐᔪᐊᑯᑦ ᐋᒃᑳᕐᓂᐊᓐᖏᑦᑐᑦ ᑕᐅᖅᓰᓂᕐᒧᑦ, ᑕᑯᓪᓗᒋᑦ ᐅᑯᐊ ᑕᐅᖅᓰᓂᖅ ᒪᓕᑦᑎᐊᖅᐸ *ᑲᓇᑕᒥ ᐆᒪᔪᓕᕆᓂᕐᒧᑦ ᐱᖁᔭᕐᔪᐊᖅ, ᑎᖕᒥᐊᑦ ᐅᑎᖅᑕᐸᒃᑐᐃᑦ ᐱᖁᔭᖅ ᐅᕝᕙᓘᓐᓃᑦ ᓂᕐᔪᑎᓄᑦ ᐃᓕᓴᕆᔭᐅᓚᐅᕐᑐᓄᑦ ᐱᖁᔭᖅ*, ᐊᑐᑎᕐᑲᖅᐸᑕ.

ᐃᓚᖓ 14 — ᐳᓛᖅᑐᑦ ᐃᓯᕈᓐᓇᖅᑕᖏᑦ ᐊᒻᒪᓗ ᐊᑐᕈᓐᓇᖅᑕᖏᑦ

14.1 ᑐᑭᑖᖅᐸᓪᓕᐊᔾᔪᑎᒃᓴᑦ

14.1.1 ᐅᕝᕙᓂ ᐃᓚᖓᓂ ᐊᑖᓂ ᑎᑎᕋᖅᓯᒪᔪᑦ ᑐᑭᑖᖅᐸᓪᓕᐊᔪᑎᒃᓴᖏᑦ:

(a) ᐳᓛᖅᑎᑦ ᐊᑐᕈᓐᓇᖅᑕᖏᑦ ᒪᓕᑦᑎᐊᕐᓗᑎᒃ ᐃᓄᐃᑦ ᐊᑐᕈᓐᓇᖅᑕᖏᓐᓂᒃ ᐊᒻᒪᓗ ᑲᔾᔭᐅᓴᒋᐊᖅᓯᒪᕕᒋᕙᒃᑕᖏᑦ ᑲᓇᑕᒥ ᐆᒪᔪᖃᕐᕖᑦ ᐅᕝᕙᓘᓃᑦ ᐅᑎᖅᑕᐸᑦᑐᓄᑦ ᑎᖕᒥᐊᓄᑦ ᓴᐳᔾᔭᐅᓯᒪᕕᒃ;

(b) ᑕᐃᑲᓂ ᐊᑑᑎᖃᖅᑎᓪᓗᒍ, ᐱᔭᓇᐊᑭᒡᓕᓇᓗᒋᑦ ᐊᐅᓪᓚᕈᔾᔨᕙᒃᑐᑦ ᐃᓄᖕᓂᑦ;

(c) ᑐᓴᕐᑎᓪᓗᒋᑦ ᐳᓛᖅᑎᑦ ᐃᓄᐃᑦ ᐱᔪᓐᓇᕐᓂᖏᓐᓂᒃ, ᐊᑐᕈᓐᓇᖅᑕᖏᓐᓂᒃ ᐊᒻᒪᓗ ᑲᔾᔭᐅᓴᒋᐊᖅᓯᒪᕕᒋᓗᒋᑦ ᑲᓇᑕᒥ ᐆᒪᔪᖃᕐᕖᑦ ᐅᕝᕙᓘᓃᑦ ᐅᑎᖅᑕᐸᑦᑐᓄᑦ ᑎᖕᒥᐊᓄᑦ ᓴᐳᔾᔭᐅᓯᒪᕕᒃ; ᐊᒻᒪᓗ

(d) ᐊᑲᐅᙱᓕᐅᓇᖅᑕᐃᓕᒪᓗᑎᒃ ᐊᒻᒪᓗ ᒥᑭᔫᑎᓪᓗᒋᑦ ᐊᑲᐅᙱᓕᐅᓇᔪᑦ ᐊᕙᑖᓂᑦ ᐳᓚᕋᑎᑦ ᐊᒻᒪᓗ ᓂᕐᔪᑎᑦ.

14.2 ᐃᓄᐃᑦ ᐊᑐᕈᓐᓇᖅᑕᖏᑦ ᐊᒻᒪᓗ ᑲᔾᔭᐅᓴᒋᐊᕐᕕᒋᓯᒪᓗᒋᑦ

14.2.1 ᐅᑯᐊ ᐊᐅᓚᑦᑎᖃᑎᒌᖕᓂᕐᒧᑦ ᑲᑎᒪᔨᕋᓛᑦ ᐅᖃᐅᔾᔨᓂᐊᖅᑐᑦ ᒥᓂᔅᑕᒥᒃ, ᐊᒻᒪᓗ ᐊᓯᖏᓐᓂᒃ ᒥᓂᔅᑕᓂᒃ ᐊᒻᒪᓗ ᐊᐅᓚᑦᓯᔨᓂᒃ ᓈᒻᒪᒋᔭᒥᒍᑦ ᑖᒃᑯᐊ , ᐊᐅᓚᑦᑎᖃᑎᒌᖕᓂᕐᒧᑦ ᑲᑎᒪᔨᕋᓛᑦ ᑕᒪᒃᑯᓂᖓ ᑕᒪᐃᓐᓂᒃ ᐳᓛᖅᑐᑦ ᐊᑐᕈᓐᓇᖅᑕᖏᓐᓂᒃ ᑲᓇᑕᒥ ᐆᒪᔪᖃᕐᕖᑦ ᐅᕝᕙᓘᓃᑦ ᐅᑎᖅᑕᐸᑦᑐᓄᑦ ᑎᖕᒥᐊᓄᑦ ᓴᐳᔾᔭᐅᓯᒪᕕᒃ, ᐃᓚᒋᔭᐅᓪᓗᑎᒃ ᖃᐅᔨᑎᑦᑎᓂᖅ, ᓄᖃᕐᕕᓚᑦ ᐊᒻᒪᓗ ᒪᓕᒋᐊᖃᖅᑐᑦ ᐳᓛᖅᑐᓄᑦ ᐱᔪᓐᓇᐅᑎᑦ ᐊᒻᒪᓗ ᐊᔾᔨᒌᑦᑎᐊᕋᓗᐊᕐᒪᖔᑕ ᒪᓕᑦᑎᐊᕐᓗᑎᒃ ᐳᓛᖅᑐᑦ ᐊᑐᖅᑕᖏᑦ ᐃᓄᐃᑦ ᐊᑐᖃᑦᑕᖅᑕᖏᓐᓂᒃ ᐊᒻᒪᓗ ᑲᔾᔭᐅᓴᒡᓗᑎᒃ ᐃᓗᐊᓂ ᑲᓇᑕᒥ ᐆᒪᔪᖃᕐᕖᑦ ᐅᕝᕙᓘᓃᑦ ᐅᑎᖅᑕᐸᑦᑐᓄᑦ ᑎᖕᒥᐊᓄᑦ ᓴᐳᔾᔭᐅᓯᒪᕕᒃ ᐊᒻᒪᓗ ᑎᖕᒥᐊᓄᑦ ᑎᑭᐸᒃᑐᓄᑦ ᓴᐳᓐᓂᐊᕐᕕᑦ. ᑕᐃᑲᓂ ᑲᓇᑕᒥ ᐆᒪᔪᖃᕐᕖᑦ ᐅᕝᕙᓘᓃᑦ ᐅᑎᖅᑕᐸᑦᑐᓄᑦ ᑎᖕᒥᐊᓄᑦ ᓴᐳᔾᔭᐅᓯᒪᕕᒃ ᐃᓚᓕᐅᔾᔨᓯᒪᒃᐸᑕ ᐃᓄᐃᑦ ᓄᓇᖁᑎᖏᓐᓂᒃ, ᐅᑯᐊ ᐊᐅᓚᑦᑎᖃᑎᒌᖕᓂᕐᒧᑦ ᑲᑎᒪᔨᕋᓛᑦ ᐅᖃᐅᔾᔨᑦᑎᐊᖅᓯᒪᓂᐊᖅᑐᑦ ᐊᑑᑎᔪᓂᒃ ᐊᕕᒃᑐᖅᓯᒪᔪᑦ ᐃᓄᐃᑦ ᑲᑐᔾᔨᖃᑎᒌᖏᑦ.

14.2.2 ᐊᐅᓚᑦᑎᔾᔪᑎᒃᓴᓄᑦ ᐸᕐᓇᐅᑎᑦ ᑖᒃᑯᓄᖓ ᑲᓇᑕᒥ ᐆᒪᔪᖃᕐᕖᑦ ᐅᕝᕙᓘᓃᑦ ᐅᑎᖅᑕᐸᑦᑐᓄᑦ ᑎᖕᒥᐊᓄᑦ ᓴᐳᔾᔭᐅᓯᒪᕕᒃ ᓇᓗᓇᐃᖅᓯᒪᓂᐊᖅᑐᑦ ᐅᑯᓂᖓ:

(a) ᓄᓇᐃᑦ ᐃᓗᐊᓂ ᐊᒻᒪᓗ ᐊᕙᓗᐊᓂ ᑲᓇᑕᒥ ᐆᒪᔪᖃᕐᕖᑦ ᐅᕝᕙᓘᓃᑦ ᐅᑎᖅᑕᐸᑦᑐᓄᑦ ᑎᖕᒥᐊᓄᑦ ᓴᐳᔾᔭᐅᓯᒪᕕᒃ ᐊᑐᖅᑕᐅᔪᑦ ᐃᓄᖕᓂᑦ ᐊᖑᓇᓱᒃᕕᐅᕙᒃᑐᑦ, ᐱᙳᐊᕐᕕᐅᕙᒃᑐᑦ ᐊᒻᒪᓗ ᐊᓯᖏᓐᓄᑦ ᐱᔾᔪᑎᖃᖅᖢᑎᒃ, ᐃᓚᒋᔭᐅᓪᓗᑎᒃ ᐊᕐᕌᒍ ᐃᓚᖓᓂ ᐊᑐᖅᑕᐅᕙᒃᑐᑦ;

(b) ᐃᓄᐃᑦ ᓄᓇᖁᑎᖏᑦ ᐃᓗᐊᓂ ᐊᒻᒪᓗ ᐊᕙᓗᐊᓂ ᑲᓇᑕᒥ ᐆᒪᔪᖃᕐᕖᑦ ᐅᕝᕙᓘᓃᑦ ᐅᑎᖅᑕᐸᑦᑐᓄᑦ ᑎᖕᒥᐊᓄᑦ ᓴᐳᔾᔭᐅᓯᒪᕕᒃ;

(c) ᓄᓇᐃᑦ ᐃᓗᐊᓂ ᐊᒻᒪᓗ ᐊᕙᓗᐊᓂ ᑲᓇᑕᒥ ᐆᒪᔪᖃᕐᕖᑦ ᐅᕝᕙᓘᓃᑦ ᐅᑎᖅᑕᐸᑦᑐᓄᑦ ᑎᖕᒥᐊᓄᑦ ᓴᐳᔾᔭᐅᓯᒪᕕᒃ ᐊᑐᖅᑕᐅᔪᑦ ᐳᓛᖅᑎᓂᑦ, ᐃᓚᒋᔭᐅᓪᓗᑎᒃ ᐃᓯᕐᕕᐅᔪᓐᓇᖅᑐᑦ, ᐃᓂᖏᑦ, ᓇᓃᓐᓂᖏᑦ ᐊᒻᒪᓗ ᐊᕐᕌᒍ ᐃᓚᖓᓂ ᐊᑐᖅᑕᐅᕙᖏᑦ; ᐊᒻᒪᓗ

(d) ᖃᓄᐃᓕᕈᑕᐅᔪᑦ ᐊᑦᑎᒃᓯᓯᒪᑎᓐᓇᓱᒡᓗᒍ ᖃᓄᖅ ᐊᔾᔨᒌᑦᑎᐊᕈᓐᓇᕐᒪᖔᑕ ᐊᕙᑖᓂ ᐳᓖᖅᑐᑦ ᖃᓄᐃᓕᐅᖅᑕᐅᔪᑦ ᐊᒻᒪᓗ ᐃᓄᐃᑦ ᐊᑐᕈᓯᖕᒋᑦ ᐊᒻᒪᓗ ᑲᔾᔫᐅᓴᕝᕕᖕᒋᑦ ᑲᓇᑕᒥ ᐆᒪᔪᖅᑲᖅᕖᑦ ᐅᖓᔫᓃᑦ ᐅᑎᖅᑕᐸᑦᑐᓄᑦ ᑎᖕᒥᐊᓄᑦ ᓴᐳᔾᔭᐅᓯᒪᕝᕕᒃ ᐊᒻᒪᓗ ᐃᓄᐃᑦ ᓄᓇᖁᑎᖕᒋᓐᓂ ᐃᓗᐊᓃᑦᑐᑦ, ᐱᓕᕆᔭᐅᓪᓗᑎᒃ ᐊᑐᓕᖅᑯᔭᐅᔪᑦ ᐅᖓᔫᓐᓃᑦ ᒪᓕᒐᖅᑎᒍᑦ ᐊᔪᖅᑎᑕᐅᔪᑦ, ᑕᐃᑲᓂ ᐊᑑᑎᖅᑲᖅᑎᑦᑐᒋᑦ, ᐳᓖᖅᑐᑦ ᐊᑐᖅᑕᖕᒋᓐᓄᑦ ᑲᓇᑕᒥ ᐆᒪᔪᖅᑲᖅᕖᑦ ᐅᖓᔫᓃᑦ ᐅᑎᖅᑕᐸᑦᑐᓄᑦ ᑎᖕᒥᐊᓄᑦ ᓴᐳᔾᔭᐅᓯᒪᕝᕕᒃ.

14.2.3 ᐱᔪᓐᓇᐅᑎᑦ ᑐᓂᔭᐅᔪᑦ ᐳᓖᖅᑎᓄᑦ ᐃᓚᖅᑲᖅᑐᑎᒃ ᓇᓗᓇᐃᖅᓯᒪᔪᓂᒃ ᒪᓕᒋᐊᓕᑦ 14.2.2(d) ᐊᒻᒪᓗ ᓇᓕᐊᑐᐃᓐᓇᖅ ᐱᓕᕆᔾᔪᑕᐅᔪᓐᓇᖅᑐᖅ ᐊᑦᑎᒃᓯᓯᒪᓗᑦᓗᒍ ᐊᔾᔨᒌᓐᖏᓗᐊᕆᔭᕐᓂᖕᒋᑦ ᐳᓖᖅᑐᑦ ᖃᓄᐃᓕᐅᖅᑕᖕᒋᑦ ᐊᒻᒪᓗ ᐃᓄᐃᑦ ᐊᑐᕈᓯᖕᒋᑦ ᐊᒻᒪᓗ ᑲᔾᔫᐅᓴᒍᓯᖕᒋᓐᓄᑦ ᑲᓇᑕᒥ ᐆᒪᔪᖅᑲᖅᕖᑦ ᐅᖓᔫᓃᑦ ᐅᑎᖅᑕᐸᑦᑐᓄᑦ ᑎᖕᒥᐊᓄᑦ ᓴᐳᔾᔭᐅᓯᒪᕝᕕᒃ ᐊᒻᒪᓗ ᐃᓄᐃᑦ ᓄᓇᖁᑎᖕᒋᑦ ᐃᓗᐊᓃᑦᑐᑦ.

14.2.4 ᑲᓇᑕᒥ ᐆᒪᔪᓕᕆᔨᕐᔪᐊᑯᑦ ᑐᓂᓯᓂᐊᖅᑐᑦ ᑎᑎᖅᑲᓂᒃ ᑐᓴᖅᑎᑦᑎᔪᑎᒥᖕᓂᒃ ᖃᓄᐃᓕᖕᒐᔾᔪᑕᐅᔪᓐᓇᖅᑐᑦ ᓇᓗᓇᐃᖅᑕᐅᓯᒪᔪᑦ ᒪᓕᒋᐊᓕᑦ 14.2.2(d) ᓇᓪᓕᐊᖕᓄᑐᐃᓐᓇᖅ ᐳᓖᖅᑐᓕᓇᕕᖕᓄᑦ, ᑐᔪᕐᒥᕖᑦ ᐅᖓᔫᓐᓃᑦ ᐊᓯᖕᒋᑦ ᐊᑑᑎᖅᑲᖅᑐᑦ ᐃᓂᒋᔭᐅᔪᓐᓇᖅᑐᑦ ᐊᑕᔪᓂᒃ ᓄᓇᓕᖕᓂ.

14.2.5 ᑕᐃᑲᓂ, ᐃᓯᒪᒋᔭᒥᖕᓂᒃ ᐅᑯᐊ ᑲᓇᑕᒥ ᐆᒪᔪᓕᕆᔨᕐᔪᐊᑯᑦ ᐅᖓᔫᓐᓃᑦ ᐊᑑᑎᖅᑲᖅᑐᑦ ᐊᐅᓚᑦᑎᖅᑲᑎᒌᖕᓂᕐᒧᑦ ᑲᑎᒪᔨᖏᑦ, ᐱᑕᖅᑲᖅᑐᖅ ᓇᓄᖅᓄᑦ-ᐳᓖᖅᑎᑦ ᐅᓗᕆᐊᓇᖅᑐᑰᓕᖅᑯᓇᒋᑦ ᐊᒻᒪᓗ ᐊᑭᓕᒃᓴᐅᓕᕈᓐᓇᖅᑐᑦ ᐸᓯᔭᒃᓴᐅᓇᖅᑐᑦ ᐱᑦᑐᒋᑦ ᐳᓖᖅᑐᑦ ᐊᑐᖅᑐᒋᑦ ᑲᓇᑕᒥ ᐅᑎᖅᑕᐸᑦᑐᓄᑦ ᑎᖕᒥᐊᓄᑦ ᓴᐳᔾᔭᐅᓯᒪᕝᕕᒃ ᐊᒻᒪᓗ ᑲᓇᑕᒥ ᐆᒪᔪᖅᑲᖅᕖᑦ, ᐱᔪᓐᓇᐅᑎᑦ ᑐᓂᔭᐅᔪᑦ ᑳᒃᑯᓇᖕᒐᑦ ᑲᓇᑕᒥ ᐆᒪᔪᓕᕆᔨᕐᔪᐊᑯᑦ ᐃᓚᖅᑲᖅᑐᑎᒃ ᑎᑎᖅᑲᓂᒃ, ᐃᑲᔪᖅᑲᑎᒌᓪᓗᑎᒃ ᑳᒃᑯᐊᓗ ᐊᐅᓚᑦᑎᖅᑲᑎᒌᖕᓂᕐᒧᑦ ᑲᑎᒪᔨᖏᑦ, ᐅᖃᐅᔾᔨᓯᒪᔪᑦ ᐳᓖᖅᑎᓄᑦ ᐱᑦᑐᒋᑦ ᐊᑦᑕᕐᓇᖅᑐᑦ ᖃᓄᐃᓕᐅᕈᑎᒋᓂᐊᖅᑕᖕᒋᓄᑦ.

14.3 ᑐᓴᖅᑎᑦᑎᓂᖅ ᐳᓖᖅᑎᓄᑦ

14.3.1 ᑲᓇᑕᒥ ᐆᒪᔪᓕᕆᔨᕐᔪᐊᑯᑦ ᓇᓗᓴᐃᖅᓯᓗᑎᒃ ᐃᓄᐃᑦ ᓄᓇᖁᑎᖕᒋᓐᓂ ᐃᓗᐊᒥ ᐊᒻᒪᓗ ᖃᓂᒋᔭᖕᒋᓐᓂ ᑳᒃᑯᓄᖕᒐ ᑲᓇᑕᒥ ᐆᒪᔪᖅᑲᖅᕖᑦ ᐅᖓᔫᓃᑦ ᐅᑎᖅᑕᐸᑦᑐᓄᑦ ᑎᖕᒥᐊᓄᑦ ᓴᐳᔾᔭᐅᓯᒪᕝᕕᒃ ᑕᒪᐃᓐᓂᒃ ᓄᓇᖕᖑᐊᓂᒃ ᐊᓕᓚᔪᑦ ᐊᒻᒪᓗ ᑐᓂᐅᖅᑲᐅᑎᒋᓗᒋᑦ (ᐸᐃᐹᑦᑐ ᐅᖓᔫᓃᑦ ᖃᕋᓴᐅᔭᒃᑯᑦ) ᐊᑑᑎᖃᓕᖅᕕᖕᒐ ᒪᓕᒡᓗᒍ ᐅᑦᑐᖅ.

14.3.2 ᓇᓕᐊᑐᐃᓐᓇᖅ ᑐᓴᒐᒃᓴᓕᐊᖑᔪᖅ ᑳᒃᑯᓇᖕᒐᑦ ᑲᓇᑕᒥ ᐆᒪᔪᓕᕆᔨᕐᔪᐊᑯᑦ ᐊᑐᖅᑕᐅᔪᓐᓇᖅᑐᑦ ᐳᓖᖅᑎᓂᑦ ᑳᒃᑯᓄᖕᒐ ᑲᓇᑕᒥ ᐆᒪᔪᖅᑲᖅᕖᑦ ᐅᖓᔫᓃᑦ ᐅᑎᖅᑕᐸᑦᑐᓄᑦ ᑎᖕᒥᐊᓄᑦ ᓴᐳᔾᔭᐅᓯᒪᕝᕕᒃ, ᐊᒻᒪᓗ ᐅᖃᐅᔾᔨᓯᒪᓗᑎᒃ ᐳᓖᖅᑎᓂ ᑕᒪᒪ, ᑕᐃᒪᓗ ᐅᖃᖅᓯᒪᔪᑦ ᑳᒃᑯᓇᓂ *ᓄᓇᕗᒻᒥᒃ ᓄᓇᑖᕈᑎᓄᑦ ᐊᖏᕈᑎᑦ*, ᐃᓄᒃ ᐃᓅᖕᒋᒃᑐᖅ ᐃᓯᕈᓐᓇᖕᖏᑦᑐᖅ, ᐃᑳᖅᓗᒍ ᐅᖓᔫᓐᓃᑦ ᐃᓗᐊᓃᖕᒋᓐᓇᖅᓂᐊᖅᓗᓂ ᐃᓄᐃᑦ ᓄᓇᖁᑎᖕᒋᓄᑦ ᐊᖕᒋᖅᑕᐅᓯᒪᓐᖕᒋᑦᑐᑎᒃ ᐊᑑᑎᔪᓂᑦ ᐊᕕᒃᑐᖅᓯᒪᔪᑦ ᐃᓄᐃᑦ ᑲᑐᔾᔨᖅᑲᑎᒌᖕᒋᑦ.

14.3.3 ᐅᓇ ᐊᕕᒃᑐᖅᓯᒪᔪᑦ ᐃᓄᐃᑦ ᑲᑐᔾᔨᖅᑲᑎᒌᖕᒋᑦ ᑐᓴᐅᒪᑎᑦᑎᓂᐊᖅᑐᖅ ᑲᓇᑕᒥ ᐆᒪᔪᓕᕆᔨᕐᔪᐊᑯᑦ ᐱᑦᑐᒋᑦ ᐳᓖᖅᑐᑦ ᐃᓯᕈᓐᓇᖅᑕᖕᒋᑦ ᐊᒻᒪᓗ ᐊᑐᕈᓐᓇᖅᑕᖕᒋᑦ ᐃᓄᐃᑦ ᓄᓇᖁᑎᖕᒋᓐᓂ ᐅᑯᐊᓗ ᐃᓂᖅᑲᖅᑐᑦ ᐃᓗᐊᓂ ᐅᖓᔫᓐᓃᑦ ᖃᓂᒋᔭᖕᒐᓂ ᑳᒃᑯᓄᖕᒐ ᑲᓇᑕᒥ ᐆᒪᔪᖅᑲᖅᕖᑦ ᐅᖓᔫᓃᑦ ᐅᑎᖅᑕᐸᑦᑐᓄᑦ ᑎᖕᒥᐊᓄᑦ ᓴᐳᔾᔭᐅᓯᒪᕝᕕᒃ. ᑕᐃᒪᓗ ᑐᓴᖅᑎᑦᑎᔾᔪᑎᒋᔭᖕᒐ ᑕᒻᒪᖅᓯᒪᓐᖕᒋᑦᑎᐊᖅᑐᓂ, ᑲᓇᑕᒥ ᐆᒪᔪᓕᕆᔨᕐᔪᐊᑯᑦ ᐃᓚᖅᑲᖅᑐᓂ ᑐᓴᐅᒪᔪᓐᓇᖅᑕᖕᒋᓐᓂᒃ ᓇᓪᓕᐊᖕᓂᑐᐃᓐᓇᖅ ᑎᑎᖅᑲᓂᒃ ᑐᓂᐅᖅᑲᐅᑎᒋᔭᒥᖕᓂᒃ ᐳᓖᖅᑎᓄᑦ.

14.4 ᐊᑐᓕᖅᑯᔭᐅᔪᑦ ᐅᕝᕙᓘᓐᓃᑦ ᑕᐃᒪᓐᓇᐅᔭᕆᐊᖃᖅᑐᑦ ᐊᐅᓪᓚᕈᔾᔨᓯᒪᕕᐅᔪᓂ ᓄᓇᓂ

14.4.1 ᐊᐅᓚᑦᑎᔾᔪᑎᒃᓴᓄᑦ ᐸᕐᓇᐅᑎᑦ ᓇᓗᓇᐃᖅᓯᒪᓂᐊᖅᑐᑦ, ᐊᑑᑎᖃᕈᑎᒃ:

(a) ᓄᓇᐃᑦ ᐊᒻᒪᓗ/ᐅᕝᕙᓘᓐᓃᑦ ᖃᓄᐃᓕᖓᔪᑦ ᑕᐃᑲᓂ ᐊᑐᓕᖅᑯᔭᐅᓯᒪᕗᑦ ᐅᕝᕙᓘᓐᓃᑦ ᑕᐃᒪᓐᓇᐅᔭᕆᐊᖃᖅᑐᑦ ᐅᑯᐊ ᐳᓖᖅᑐᑦ ᐱᖃᑎᖃᕐᓗᑎᒃ ᐊᐅᓪᓚᕈᔾᔨᕙᒃᑐᓂᒃ ᐃᓄᖕᓂᒃ; ᐊᒻᒪᓗ

(b) ᐊᑐᓕᖅᑯᔭᐅᔪᑦ ᐊᔪᖏᑦᑕᕆᐊᖃᖅᑕᖏᑦ ᑖᒃᑯᓄᖓ ᐊᐅᓪᓚᕈᔾᔨᕙᒃᑐᓄᑦ, ᐃᓚᒋᔭᐅᓪᓗᑎᒃ ᐊᑐᓕᖅᑯᔭᐅᔪᑦ ᐱᓪᓗᒍ ᐊᑭᓕᒃᓴᕈᕈᓐᓇᖅᑐᑦ ᓇᓪᓕᐅᒃᑯᒫᖏᑦ.

14.4.2 ᐅᑯᐊ ᐊᐅᓚᑦᑎᖃᑎᒌᖕᓂᕐᒧᑦ ᑲᑎᒪᔨᕋᓛᑦ ᕿᒥᕐᕈᐊᖃᑎᖃᕐᓗᑎᒃ ᐊᑑᑎᔪᓂᒃ ᓄᓇᓕᖕᓂ ᐊᖑᓇᓱᒃᑐᓕᕆᔨᒃᑯᓂᒃ ᐱᓪᓗᒋᑦ ᓇᓗᓇᐃᖅᑕᐅᓯᒪᔪᑦ ᐊᐅᓚᑦᑎᔾᔪᑎᒃᓴᓄᑦ ᐸᕐᓇᐅᑎᑦ ᒪᓕᒡᓗᒍ 14.4.1(a).

14.4.3 ᑕᐃᒪᓗ, ᐊᖏᖅᑕᐅᓯᒪᒍᓂ ᐊᐅᓚᑦᑎᔾᔪᑎᒃᓴᓄᑦ ᐸᕐᓇᐅᑎᑦ, ᐅᑯᐊ ᐊᐅᓚᑦᑎᖃᑎᒌᖕᓂᕐᒧᑦ ᑲᑎᒪᔨᕋᓛᑦ ᑐᓴᖅᑎᑕᐅᓂᐊᖅᑐᑦ ᐊᓯᖏᓐᓄᑦ ᓄᓇᓂᒃ ᐃᓗᐊᓂ ᐊᑐᖅᑕᐅᔪᓐᓇᖅᑐᑦ ᐊᔪᖏᑦᑎᐊᖅᑐᓂᒃ ᐊᐅᓪᓚᕈᔾᔨᕙᒃᑐᓄᑦ ᐊᑐᓕᖅᑯᔭᐅᒐᔭᖅᑐᑎᒃ, ᐃᓱᒪᒋᔭᐅᓗᑎᒃ ᖃᓄᐃᓕᐅᕆᐊᓕᑦ ᐊᒻᒪᓗ ᐊᑑᑎᖃᕈᑎᒃ, ᐱᓕᕆᓯᒋᐊᖅᑐᑎᑦ ᐋᖅᑭᒋᐊᖅᑐᒍ ᐊᐅᓚᑦᑎᔾᔪᑎᒃᓴᓄᑦ ᐸᕐᓇᐅᑎᑦ ᐅᖃᖅᓯᒪᔪᖅ ᐃᓚᖓ 3.7.

14.4.4 ᑕᐃᑲᓂᓗ ᓄᓇᒥ ᓇᓗᓇᐃᖅᓯᓯᒪᔪᖃᖅᐸᑦ ᒪᓕᒡᓗᒍ 14.4.1, ᐅᑯᐊ ᑲᓇᑕᒥ ᐆᒪᔪᓕᕆᔨᖅᔪᐊᑯᑦ ᑐᓴᖅᑎᑦᑎᓂᐊᖅᑐᑦ ᑎᑎᕋᖅᓯᒪᓗᑎᒃ ᓇᓗᓇᐃᔭᑦᑎᐊᕐᓗᑎᒃ ᐱᔾᔪᑎᒋᔭᑎᒃ ᑕᐃᒪᓐᓇᐅᔭᕆᐊᖃᖅᑐᖃᕈᓂ ᐊᔪᖏᑦᑎᐊᖅᑐᓄᑦ ᐊᐅᓪᓚᕈᔾᔨᕙᒃᑐᓄᑦ ᐳᓖᕐᕕᖕᒥ, ᑐᔪᕐᒥᕕᖕᒥ ᐅᕝᕙᓘᓐᓃᑦ ᐊᑑᑎᖃᖅᑐᒥ ᐃᓂᖃᖅᑐᒥ ᐊᑕᔪᓂ ᓄᓇᓕᖕᓂ, ᑖᒃᑯᐊᓗ ᐊᑎᖏᑦ ᐊᔪᖏᑦᑎᐊᖅᑐᑦ ᐃᓄᐃᑦ ᐊᐅᓪᓚᕈᔾᔨᕙᒃᑐᑦ ᐊᒻᒪᓗ ᐅᖃᓘᑎᖏᑦᑕ ᓈᓴᐅᑎᖏᑦ.

14.4.5 ᑲᓇᑕᒥ ᐆᒪᔪᓕᕆᔨᖅᔪᐊᑯᑦ ᐃᓚᓕᐅᑎᓗᒋᑦ ᐱᔪᓐᓇᐅᑎᑦ ᓇᓪᓕᐊᖕᓄᑦ ᐊᐅᓪᓚᕈᔾᔨᓯᒪᕙᒃᑐᓕᕆᔪᓄᑦ ᐱᔪᓐᓇᐅᑎᑦ ᑕᐃᒪᓐᓇᐅᔭᕆᐊᖃᖅᑐᑦ ᐊᒻᒪᓗ ᐃᓚᓕᐅᔾᔨᓯᒪᓗᑎᒃ ᓇᓪᓕᐊᖕᓂᑐᐃᓐᓇ ᐊᐅᓪᓚᕈᔾᔨᕙᒃᑐᓕᕆᔪᑦ ᐊᑐᓕᖅᑯᔭᐅᔪᑦ ᓇᓗᓇᐃᖅᓯᒪᔪᑦ ᐃᓗᐊᓂ ᐊᐅᓚᑦᑎᔾᔪᑎᒃᓴᓄᑦ ᐸᕐᓇᐅᑎᑦ.

ᐃᓚᖓ 15 — ᐊᑐᓕᖅᑎᑕᐅᕙᓪᓕᐊᔪᑦ, ᕿᒥᕐᕈᐊᕐᓂᖅ ᐊᒻᒪᓗ ᐋᔩᖃᑎᒌᒍᑎᖃᑲᓐᓂᕐᓂᖅ

15.1 ᑐᑭᑖᖅᐸᓪᓕᐊᔾᔪᑎᒃᓴᑦ

15.1.1 ᐅᕙᓂ ᐃᓚᖓᓂ ᐊᑖᓂ ᑎᑎᕋᖅᓯᒪᔪᑦ ᑐᑭᑖᖅᐸᓪᓕᐊᔪᑎᒃᓴᖏᑦ:

(a) ᑕᒪᒃᑭᖅᓯᒪᔪᑦ, ᐊᒃᑑᑎᔪᑦ ᐊᒻᒪᓗ ᐃᑲᔪᖃᑎᒌᒃ ᐊᑐᓕᖅᑎᑕᐅᕙᓪᓕᐊᓂᖏᓐᓄᑦ ᐃᓄᐃᑦ ᐊᒃᑐᖅᑕᐅᓂᐊᕐᓂᖏᓐᓄᑦ ᐱᕚᓪᓕᕈᑕᐅᔪᓐᓇᖅᑐᓄᓪᓗ ᐊᖏᕈᑏᑦ;

(b) ᐃᓛᓐᓂᒃᑯᑦ ᕿᒥᕐᕈᐊᖅᑕᐅᖃᑦᑕᕐᓗᑎᒃ ᐃᓄᐃᑦ ᐊᒃᑐᖅᑕᐅᓂᐊᕐᓂᖏᓐᓄᑦ ᐱᕚᓪᓕᕈᑕᐅᔪᓐᓇᖅᑐᓄᓪᓗ ᐊᖏᕈᑏᑦ ᑕᐃᒪᓗ ᐅᑯᐊ ᐃᓄᐃᑦ ᐊᒃᑐᖅᑕᐅᓂᐊᕐᓂᖏᓐᓄᑦ ᐱᕚᓪᓕᕈᑕᐅᔪᓐᓇᖅᑐᓄᓪᓗ ᐊᖏᕈᑏᑦ ᑐᓐᖓᔾᔪᑎᖏᑦ, ᑐᑭᓕᐅᕈᑎᒋᕙᓪᓕᐊᔪᑦ ᐊᒻᒪᓗ ᐱᓕᕆᔭᕆᐊᖃᖅᑕᑎᒃ ᐊᑐᕆᐊᖃᖅᑕᑦ ᑎᑭᐅᑎᑦᑎᐊᕐᒪᖔᑕ;

(c) ᑲᔪᓯᔪᒥᒃ ᓱᖏᐅᓴᐅᔭᐅᓗᑎᒃ ᐃᓄᐃᑦ ᐊᒃᑐᖅᑕᐅᓂᐊᕐᓂᖏᓐᓄᑦ ᐱᕚᓪᓕᕈᑕᐅᔪᓐᓇᖅᑐᓄᓪᓗ ᐊᖕᖏᕈᑏᑦ ᐊᑐᓕᖅᑎᑕᐅᕙᓪᓕᐊᔪᓄᑦ ᑮᓇᐅᔭᒃᓴᐃᑦ ᐅᓪᓗᖏᑦ (ᑎᑎᕋᖅᓯᒪᔪᑦ ᐅᐃᒍᖅ 15-1) ᑕᐃᒪᓗ ᐊᑐᖅᑕᐅᑦᑎᐊᕐᒪᖔᑕ ᑕᒪᒃᑯᐊ ᑐᓐᖓᔾᔪᑕᐅᔪᑦ, ᑐᓐᖓᔾᔪᑎᖏᑦ, ᑐᑭᓕᐅᕈᑎᒋᕙᓪᓕᐊᔪᑦ ᐊᒻᒪᓗ ᐱᓕᕆᔭᕆᐊᖃᖅᑕᑎᒃ ᐊᑐᕆᐊᖃᖅᑕᑦ ᐃᓄᐃᑦ ᐊᒃᑐᖅᑕᐅᓂᐊᕐᓂᖏᓐᓄᑦ ᐱᕚᓪᓕᕈᑕᐅᔪᓐᓇᖅᑐᓄᓪᓗ ᐊᖏᕈᑏᑦ ᐊᒻᒪᓗ ᑎᑭᐅᑎᑦᑎᐊᕐᒪᖔᑕ ᐊᑭᑐᓗᐊᙱᑑᓗᑎᒃ; ᐊᒻᒪᓗ

(d) ᐃᓛᓐᓂᒃᑯᑦ ᐋᔩᖃᑎᒌᒍᑎᒋᑲᓐᓂᖃᑦᑕᕐᓗᒋᑦ ᐃᓄᐃᑦ ᐊᒃᑐᖅᑕᐅᓂᐊᕐᓂᖏᓐᓄᑦ ᐱᕚᓪᓕᕈᑕᐅᔪᓐᓇᖅᑐᓄᓪᓗ ᐊᖏᕈᑏᑦ.

15.2 ᐃᓄᐃᑦ ᐊᒃᑐᖅᑕᐅᓂᐊᕐᓂᖏᓐᓄᑦ ᐱᕚᓪᓕᕈᑕᐅᔪᓐᓇᖅᑐᓄᓪᓗ ᐊᖏᕈᑏᑦ ᐊᑐᓕᖅᑎᑕᐅᕙᓪᓕᐊᔪᓄᑦ ᑮᓇᐅᔭᒃᓴᐃᑦ

15.2.1 ᑲᓇᑕᒥ ᐆᒪᔪᓕᕆᔩᕐᔪᐊᑯᑦ ᑐᓂᓯᓂᐊᖅᑐᑦ ᑖᒃᑯᓇᖓ ᓄᓇᕗᑦ ᑐᓐᖓᕕᒃ ᑎᒥᖓ $9,200,000, ᐋᕿᒋᐊᕈᑎᒃᓴᓂᒃ ᒪᓕᒋᐊᖃᖅᑐᓄᑦ ᑎᑎᕋᖅᓯᒪᔪᑦ 15-1 ᐊᒻᒪᓗ ᐊᖏᕈᑎᑦ 15.2.4 ᐊᑐᓕᖅᑎᑕᐅᖁᓪᓗᒍ ᐃᓄᐃᑦ ᐊᒃᑐᖅᑕᐅᓂᐊᕐᓂᖏᓐᓄᑦ ᐱᕚᓪᓕᕈᑕᐅᔪᓐᓇᖅᑐᓄᓪᓗ ᐊᖏᕈᑏᑦ (ᐅᓇ “ᐃᓄᐃᑦ ᐊᒃᑐᖅᑕᐅᓂᐊᕐᓂᖏᓐᓄᑦ ᐱᕚᓪᓕᕈᑕᐅᔪᓐᓇᖅᑐᓄᓪᓗ ᐊᖏᕈᑏᑦ ᐊᑐᓕᖅᑎᑕᐅᕙᓪᓕᐊᔪᓄᑦ ᑮᓇᐅᔭᒃᓴᐃᑦ” ᐅᕝᕙᓘᓐᓃᑦ ᑮᓇᐅᔭᒃᓴᐃᑦ). ᒪᓕᒋᐊᖃᖅᑐᖅ ᐃᓚᖓ 15.2.6, ᐅᑯᐊ ᑮᓇᐅᔭᒃᓴᐃᑦ ᓴᓂᖅᑯᒃᑕᐅᓯᒪᓂᐊᖅᑐᑦ ᐊᒻᒪᓗ ᐅᖓᕙᖅᓯᒪᓗᑎᒃ ᑎᑭᐅᑎᓯᒪᓗᑎᒃ ᐅᖓᑖᓄᑦ 7 ᐊᕐᕌᒍᑦ ᒪᓕᒡᓗᒋᑦ ᐃᓄᐃᑦ ᐊᒃᑐᖅᑕᐅᓂᐊᕐᓂᖏᓐᓄᑦ ᐱᕚᓪᓕᕈᑕᐅᔪᓐᓇᖅᑐᓄᓪᓗ ᐊᖏᕈᑏᑦ ᐊᑐᓕᖅᑎᑕᐅᕙᓪᓕᐊᔪᓄᑦ ᑮᓇᐅᔭᒃᓴᐃᑦ ᐃᓂᖓ ᐊᑕᔪᖅ ᑎᑎᕋᖅᓯᒪᔪᖅ 15-1, ᐅᓇᓗ ᐋᕿᒋᐊᖃᑦᑕᕐᓂᐊᖅᑐᖅ, ᐃᓛᓐᓂᒃᑯᑦ ᒪᓕᒡᓗᓂ 2.4.1-ᒥᒃ.

15.2.2 ᒪᓕᒡᓗᒍ ᐊᖏᕈᑎ 15.2.1, ᑲᓇᑕᒥ ᐆᒪᔪᓕᕆᔩᕐᔪᐊᑯᑦ ᑐᓂᓯᓂᐊᖅᑐᑦ ᓄᓇᕗᑦ ᑐᓐᖓᕕᒃ ᑎᒥᖓ ᑖᒃᑯᓂᖓ ᐃᓄᐃᑦ ᐊᒃᑐᖅᑕᐅᓂᐊᕐᓂᖏᓐᓄᑦ ᐱᕚᓪᓕᕈᑕᐅᔪᓐᓇᖅᑐᓄᓪᓗ ᐊᖏᕈᑏᑦ ᐊᑐᓕᖅᑎᑕᐅᕙᓪᓕᐊᔪᓄᑦ ᑮᓇᐅᔭᒃᓴᐃᑦ ᖃᑦᓯᑖᓚᐅᓂᖏᑦ ᑎᑎᕋᖅᓯᒪᔪᑦ ᓇᓗᓇᐃᑦᑎᐊᖅᓯᒪᔪᑦ ᑎᑎᕋᖅᓯᒪᔪᑦ 6 ᑕᕝᕙᓂ 15-1 ᐃᓄᐃᑦ ᐸᐸᑦᓯᔨᖏᑦ ᐃᑲᔪᕐᓗᑎᒃ. ᐃᓄᐃᑦ ᐸᐸᑦᓯᔨᖏᑦ ᐃᑲᔫᑎᑦ ᑮᓇᐅᔭᒃᓴᖏᑦ ᐊᑐᖅᑕᐅᓗᑎᒃ ᓄᓇᕗᑦ ᑐᓐᖓᕕᒃ ᑎᒥᖓ ᐊᒻᒪᓗ ᐊᕕᒃᑐᖅᓯᒪᔪᑦ ᐃᓄᐃᑦ ᑲᑐᔾᔨᖃᑎᒌᖏᑦ ᑲᒪᒋᔾᔪᑎᒋᓂᐊᖅᑕᖏᑦ, ᐸᕐᓇᐅᑎᒋᓗᒋᑦ, ᑎᑎᕋᓕᕆᔾᔪᑎᒋᓗᒋᑦ, ᐊᑐᓕᖅᑕᐅᕙᓪᓕᐊᔪᓄᑦ, ᒥᐊᓂᕆᔾᔪᑎᒋᓗᒋᑦ ᐊᒻᒪᓗ ᐅᓂᒃᑳᓕᐊᕆᓗᒋᑦ ᖃᓄᐃᓕᐅᕈᑕᐅᔪᑦ ᒪᓕᒡᓗᒋᑦ 3.2.28 ᐊᒻᒪᓗ 7.2.1 ᑎᑭᓪᓗᒍ 7.2.4 ᐊᒻᒪᓗ ᐃᑲᔪᖅᑕᐅᓗᑎᒃ ᑕᒪᐃᓐᓄᑦ ᐃᓄᐃᑦ

ᐊᒃᑐᖅᑕᐅᓂᐊᕐᓂᖏᓐᓄᑦ ᐱᕚᓪᓕᕈᑕᐅᔪᓐᓇᖅᑐᓄᓪᓗ ᐊᖏᕈᑏᑦ ᐸᕐᓇᐃᓂᖅᒧᑦ, ᒥᐊᓂᕆᓂᕐᒧᑦ ᐊᒻᒪᓗ ᐅᓂᒃᑳᓕᐅᕐᓂᕐᒧᑦ, ᑎᑭᓪᓗᒍ ᑮᓇᐅᔭᒃᓴᐃᑦ ᐊᔪᖏᑎᑕᖏᓐᓄᑦ.

15.2.3 ᑲᓇᑕᒥ ᐆᒪᔪᓕᕆᔨᕐᔪᐊᑯᑦ ᐊᑭᓕᐅᑎᖏᑦ ᑮᓇᐅᔭᒃᓴᓄ ᐃᖏᕐᕋᓯᑎᑕᐅᓂᐊᖅᑐᑦ ᑖᒃᑯᑎᒍᑦ ᓄᓇᕗᑦ ᑐᓐᖓᕕᒃ ᑎᒥᖓ ᑎᑭᐅᑎᓯᒪᓕᖅᐸᑦ ᐊᑑᑎᖃᕐᕕᒃᓴᖓᑕ ᐅᑦᑐᐊ ᐊᒻᒪᓗ ᒪᓕᒡᓗᓂ ᓄᒃᑕᐅᑎᖏᓐᓄᑦ ᐊᑭᓕᖅᑑᑎᑦ.

15.2.4 ᐃᓄᐃᑦ ᐊᒃᑐᖅᑕᐅᓂᐊᕐᓂᖏᓐᓄᑦ ᐱᕚᓪᓕᕈᑕᐅᔪᓐᓇᖅᑐᓄᓪᓗ ᐊᖏᕈᑏᑦ ᐊᑐᓕᖅᑎᑕᐅᕙᓪᓕᐊᔪᓄᑦ ᑮᓇᐅᔭᒃᓴᐃᑦ ᑐᓂᔭᐅᓗᑎᒃ ᐊᓂᒍᖅᐸᑦ ᐊᑑᓕᕐᕕᒃᓴᖓᑕ ᐅᑦᑐᐊ ᐋᕐᑭᒋᐊᕐᓗᑎᒃ ᐱᔭᕇᖅᓯᔾᔪᑎᑦ ᓄᓇᒥᖕᓂ ᐊᑭᓕᖅᑑᓂᓄᑦ ᓇᓗᓇᐃᖅᓯᔾᔪᑏᑦ, ᒪᓕᒡᖢᒋᑦ ᐱᐅᓯᖏᑦ ᑲᓇᑕᐅᑉ ᒐᕙᒪᒃᑯᖏᑕ ᐆᒃᑐᑎᓄᑦ ᑕᒪᑐᒧᖓ ᓇᓗᓇᐃᖅᓯᔾᔪᑏᖏᑦ (ᐋᕐᑭᒋᐊᕐᓗᑎᒃ ᐱᖃᑖᒍᑦ ᐊᕐᕌᒍ ᐊᒻᒪᓗ ᑲᔪᓯᓕᕐᓗᓂ).

15.2.5 ᐱᓇᓱᐊᖃᑎᒌᑦ ᐃᓕᑕᖅᓯᓗᑎᒃ ᐅᑯᐊ ᑎᓕᔭᐅᓯᒪᔪᑦ ᐃᓄᐃᑦ ᐊᐅᓚᑦᓯᔨᖏᑦ ᑕᐅᑦᑐᖏᓐᓄᑦ ᑖᒃᑯᓄᖓ ᐱᔭᕇᖅᓯᔾᔪᑎᑦ ᓄᓇᒥᖕᓂ ᐊᑭᓕᖅᑑᓂᓄᑦ ᓇᓗᓇᐃᖅᓯᔾᔪᑏᑦ ᒪᓕᑦᑎᐊᓗᐊᓐᖏᑦᑐᖅ ᐅᑭᐅᖅᑕᖅᑐᒥ ᖃᓄᐃᓕᖓᓂᖏᓐᓄᑦ. ᑕᐃᑲᓂ ᓯᕗᓂᒃᓴᑦᑎᓂ ᑲᓇᑕᐅᑉ ᒐᕙᒪᒃᑯᖏᑦ ᐊᑐᐊᒐᖅ ᑐᓂᓯᓯᒪᔪᖅ ᑕᒪᒃᑯᐊ ᐊᑑᑎᖃᖅᖢᑎᒃ, ᐃᓗᐊᓂ ᓄᓇᕗᑦ ᓇᓗᓇᐃᖅᑕᐅᓯᒪᓂᖓ, ᓇᓗᓇᐃᖅᓯᔾᔪᑖᑦ ᐊᓯᖏᓐᓂᑦ ᐱᔭᕇᖅᓯᔾᔪᑎᑦ ᓄᓇᒥᖕᓂ ᐊᑭᓕᖅᑑᓂᓄᑦ ᓇᓗᓇᐃᖅᓯᔾᔪᑏᑦ, ᑕᐃᒪᓗ, ᐊᖏᖃᑎᒋᓗᒋᑦ ᐃᓄᐃᑦ ᐱᓇᓱᐊᖃᑎᒌᑦ, ᓄᑖᖅ ᓇᓗᓇᐃᖅᓯᔾᔪᑎ ᐊᑑᑎᖃᕐᓗᓂ ᐅᒧᖓ ᐃᓄᐃᑦ ᐊᒃᑐᖅᑕᐅᓂᐊᕐᓂᖏᓐᓄᑦ ᐱᕚᓪᓕᕈᑕᐅᔪᓐᓇᖅᑐᓄᓪᓗ ᐊᖏᕈᑏᑦ.

15.2.6 ᐃᓄᐃᑦ ᐊᒃᑐᖅᑕᐅᓂᐊᕐᓂᖏᓐᓄᑦ ᐱᕚᓪᓕᕈᑕᐅᔪᓐᓇᖅᑐᓄᓪᓗ ᐊᖏᕈᑏᑦ ᐊᑐᓕᖅᑎᑕᐅᕙᓪᓕᐊᔪᓄᑦ ᑮᓇᐅᔭᒃᓴᐃᑦ ᐅᖓᕙᓇᐊᖅᓯᒪᓐᖏᑦᑐᑦ ᓇᓪᓕᐊᖕᓂᑐᐃᓐᓇᖅ ᐊᕐᕌᒍᒧᑦ ᐅᕝᕙᓘᓐᓃᑦ ᐃᓯᐊᓂ 7 ᐊᕐᕌᒍᑦ ᐃᓄᐃᑦ ᐊᒃᑐᖅᑕᐅᓂᐊᕐᓂᖏᓐᓄᑦ ᐱᕚᓪᓕᕈᑕᐅᔪᓐᓇᖅᑐᓄᓪᓗ ᐊᖏᕈᑏᑦ ᐃᒪᓐᓇᐅᓂᐊᖅᑐᑦ, ᑭᓯᐊᓂ ᐊᖏᖅᑕᐅᓯᒪᒍᓂ ᑕᒪᐃᓐᓂᒃ ᑎᒥᐅᔪᓂᑦ, ᐃᓚᓕᐅᑎᔭᐅᓗᓂ ᐊᕐᕌᒍᒧᑦ ᑮᓇᐅᔭᒃᓴᖏᓐᓄᑦ ᑕᐃᒪᓐᓇᑦᑕᐃᓐᓇᖅ ᐱᔾᔪᑎᖏᓐᓄᑦ.

15.3 ᐊᑐᓕᖅᑎᑕᐅᕙᓪᓕᐊᔪᓄᑦ ᐸᕐᓇᐅᑎ

15.3.1 ᐊᑐᓕᖅᑎᑕᐅᕙᓪᓕᐊᔪᖅ ᐅᓇ ᐃᓄᐃᑦ ᐊᒃᑐᖅᑕᐅᓂᐊᕐᓂᖏᓐᓄᑦ ᐱᕚᓪᓕᕈᑕᐅᔪᓐᓇᖅᑐᓄᓪᓗ ᐊᖏᕈᑏᑦ ᐱᒋᐊᕐᓂᐊᖅᑐᖅ ᐊᑑᑎᖃᕐᕕᖓᓂ ᐅᑦᑐᖓᓂ, ᐊᒻᒪᓗ ᑲᔪᓯᓕᕐᓗᓂ ᐊᑐᖅᑕᐅᓕᕐᓗᓂ, ᑎᑭᐅᑎᓗᒍ ᐊᑑᑎᖃᕐᕕᖏᓐᓄᑦ, ᒪᓕᒡᓗᓂ ᐊᑐᓕᖅᑎᑕᐅᕙᓪᓕᐊᔪᓄᑦ ᐸᕐᓇᐅᑎᒥᒃ ᓴᕐᑭᑕᐅᓯᒪᔪᖅ ᑎᒥᐅᔪᓂᑦ ᐊᒻᒪᓗ ᕿᒥᕐᕈᐊᖅᑦᑕᕐᓗᒋᑦ ᐊᕐᕌᒍᑕᒫᑦ ᑖᒃᑯᓇᖓᑦ ᐱᓇᓱᐊᖃᑎᒌᓂᑦ.

15.4 ᐊᕐᕌᒥ ᕿᒥᕐᕈᐊᖅᑕᐅᓂᖓ

15.4.1 ᐅᑯᐊ ᐱᓇᓱᐊᖃᑎᒌᑦ ᑲᑎᒪᖃᑦᑕᕐᓂᐊᖅᑐᑦ ᐃᓗᐊᓂ ᐊᒻᒪᓗ ᖃᓂᒋᔭᖓᓂ ᒫᔾᔭ ᐊᕐᕌᒍᑕᒫᑦ, ᐱᒋᐊᖅᑐᖅ ᓯᕗᓪᓕᖅᐸᖅ ᐊᕐᕌᒍᐊᑦ ᐱᔭᕇᖅᐸᑕ ᐊᑎᓕᐅᖅᑕᐅᓗᓂ ᐃᓄᐃᑦ ᐊᒃᑐᖅᑕᐅᓂᐊᕐᓂᖏᓐᓄᑦ ᐱᕚᓪᓕᕈᑕᐅᔪᓐᓇᖅᑐᓄᓪᓗ ᐊᖏᕈᑏᑦ, ᐊᕐᕌᒍᒥ ᕿᒥᕐᕈᐊᖅᑕᐅᓗᑎᒃ ᐊᑐᓕᖅᑎᑕᐅᔪᑦ ᑖᒃᑯᐊ ᐃᓄᐃᑦ ᐊᒃᑐᖅᑕᐅᓂᐊᕐᓂᖏᓐᓄᑦ ᐱᕚᓪᓕᕈᑕᐅᔪᓐᓇᖅᑐᓄᓪᓗ ᐊᖏᕈᑏᑦ. ᐃᒪᓐᓇᐅᓂᐊᖅᑐᑦ:

(a) ᕿᒥᕐᕈᐊᕐᓗᒋᑦ ᐃᓄᐃᑦ ᐊᒃᑐᖅᑕᐅᓂᐊᕐᓂᖏᓐᓄᑦ ᐱᕚᓪᓕᕈᑕᐅᔪᓐᓇᖅᑐᓄᓪᓗ ᐊᖏᕈᑏᑦ ᐊᑐᓕᖅᑎᑕᐅᕙᓪᓕᐊᔪᓄᑦ ᑮᓇᐅᔭᒃᓴᐃᑦ ᑎᑎᕋᖅᓯᒪᔪᑦ 15-1 ᐊᒻᒪᓗ ᐊᑐᓕᖅᑎᑕᐅᕙᓪᓕᐊᔪᓄᑦ ᐸᕐᓇᐅᑎ ᐊᕐᕌᓂᐅᓚᐅᖅᑐᒥᑦ, ᐊᒻᒪᓗ ᖃᐅᔨᓴᑦᑎᐊᕐᓗᒋᑦ ᐱᓇᓱᐊᖃᑎᒌᑦ ᐱᓕᕆᓂᖏᑦ ᐱᓪᓗᒍ ᐃᓄᐃᑦ ᐊᒃᑐᖅᑕᐅᓂᐊᕐᓂᖏᓐᓄᑦ

ᐱᕚᓪᓕᕈᑕᐅᔪᓐᓇᖅᑐᓄᓪᓗ ᐊᖏᕈᑏᑦ ᑐᙵᔾᔪᑎᖏᑦ ᐊᒻᒪᓗ ᑐᑭᓕᐅᕈᑎᒋᕙᓪᓕᐊᔪᑦ, ᐅᑯᐊ ᐱᓇᓱᐊᖅᑎᒌᑦ ᐃᒃᐱᒍᓱᑦᑎᐊᕐᓗᑎᒃ ᐱᓕᕆᓂᐊᖅᑕᒥᖕᓂᒃ, ᐊᒻᒪᓗ ᐊᑐᐃᓐᓇᐅᓗᑎᒃ ᑮᓇᐅᔭᒃᓴᐃᑦ;

(b) ᒪᓕᒋᐊᖃᖅᑐᖅ ᐊᖏᕈᑎ 15.2.1 ᐋᕿᒋᐊᕐᓗᓂ, ᑕᐃᒪᓐᓇᐅᔭᕆᐊᖃᕈᓂ, ᑎᑎᕋᖅᓯᒪᔪᖅ 15-1 ᑕᐃᒪᓗ ᑲᔪᓯᑦᑎᐊᖁᔨᔪᖅ ᐅᑯᐊ ᐃᓄᐃᑦ ᐊᒃᑐᖅᑕᐅᓂᐊᕐᓂᖏᓐᓄᑦ ᐱᕚᓪᓕᕈᑕᐅᔪᓐᓇᖅᑐᓄᓪᓗ ᐊᖏᕈᑏᑦ ᑐᙵᔾᔪᑎᖏᓐᓂᒃ, ᑐᑭᓕᐅᕈᑎᒋᕙᓪᓕᐊᓂᐊᖅᑐᓂᒃ ᐊᒻᒪᓗ ᐱᓕᕆᓂᐊᖅᑕᖏᓐᓂᒃ ᑎᑭᐅᑎᑦᑎᐊᕐᓗᑎᒃ ᐊᑭᑐᓗᐊᙱᑦᑐᑯᑦ ᐱᓯᒪᓗᑎᒃ;

(c) ᑎᑎᕋᖅᑐᒋᑦ ᑐᑭᓯᓇᖅᓯᑎᑦᑎᔾᔪᑏᑦ ᐅᓂᒃᑳᑦ ᐋᕿᐅᑎᔪᓂᑦ ᐅᓇ ᐊᕐᕌᒍᒥ ᕿᒥᕐᕈᐊᖅᑕᐅᓯᒪᔪᒥᒃ ᐊᒻᒪᓗ ᐅᓂᒃᑳᓕᐊᖑᓯᒪᔪᖅ ᐊᑐᐃᓐᓇᐅᓗᓂ ᐃᓄᓕᒫᓄᑦ; ᐊᒻᒪᓗ

(d) ᐃᓱᒪᒋᑦᑎᐊᕐᓗᒋᑦ ᓇᓕᐊᑐᐃᓐᓇᖅ ᐱᓕᕆᔪᓐᓇᖅᑕᑦ ᐅᓇᓗ ᐃᑲᔫᑎᔪᖅ ᐊᑑᑎᖃᓕᕐᓗᓂ ᐊᑐᓕᖅᑎᑕᐅᓂᖓᓄᑦ ᐃᓄᐃᑦ ᐊᒃᑐᖅᑕᐅᓂᐊᕐᓂᖏᓐᓄᑦ ᐱᕚᓪᓕᕈᑕᐅᔪᓐᓇᖅᑐᓄᓪᓗ ᐊᖏᕈᑏᑦ.

15.4.2 ᐱᓕᕆᓗᑎᑦ ᕿᒥᕐᕈᐊᕐᓗᒋᑦ ᐊᑖᒍᑦ 15.4.1, ᐅᑯᐊ ᐱᓇᓱᐊᖅᑎᒌᑦ ᕿᒥᕐᕈᓗᑎᒃ ᑐᓴᖅᑕᐅᔪᓐᓇᖅᑐᓂᒃ ᐊᒻᒪᓗ ᐅᖃᐅᔾᔪᖅᑕᐅᓗᑎᒃ ᑖᒃᑯᓇᙵᑦ ᐊᐅᓚᑦᑎᖃᑎᒌᖕᓂᕐᒧᑦ ᑲᑎᒪᔨᕋᑖᑦ ᐅᕝᕙᓘᓐᓃᑦ ᐊᓯᖏᓐᓂᑦᕝ ᑎᒥᐅᔪᓂᑦ ᐃᓚᐅᔪᑦ ᐊᑐᓕᖅᑎᑕᐅᓂᖓᓄᑦ ᐃᓄᐃᑦ ᐊᒃᑐᖅᑕᐅᓂᐊᕐᓂᖏᓐᓄᑦ ᐱᕚᓪᓕᕈᑕᐅᔪᓐᓇᖅᑐᓄᓪᓗ ᐊᖏᕈᑏᑦ.

15.4.3 ᐱᓇᓱᐊᖅᑎᒌᑦ ᐱᓕᕆᖃᑦᑕᕐᓗᒋᑦ ᕿᑎᐊᓂ ᐊᕐᕌᒍᒥ ᕿᒥᕐᕈᐊᕐᓗᑎᒃ ᑕᐃᑲᓂ ᐅᕝᕙᓘᓐᓃᑦ ᖃᓂᒋᔭᖓᓂ ᐅᑐᐱᓇ ᓴᓂᕐᕙᐃᑲᓐᓂᕐᓗᑎᒃ ᑮᓇᐅᔭᒃᓴᓂᒃ ᐊᒻᒪᓗ ᐋᕿᒋᐊᕐᓗᒋᑦ ᓴᓇᓂᐊᖅᑕᒥᖕᓄᑦ ᐸᕐᓇᐅᑎᑦ.

15.5. ᐊᖏᕈᑏᑦ ᑐᑭᓯᓇᖅᓯᑎᑕᐅᓂᖏᑦ

15.5.1 ᐅᑯᐊ ᐱᓇᓱᐊᖅᑎᒌᑦ ᐊᖏᖃᑎᒌᒡᓗᑎᒃ ᐋᕿᒃᓯᓗᑎᒃ ᓇᓪᓕᐊᖕᓂᒃ ᐊᐃᕙᐅᑕᐅᔪᓂᒃ ᐱᓪᓗᒍ ᑐᒃᑭᓯᓇᖅᓯᑎᑦᑎᓂᖅ ᐃᓄᐃᑦ ᐊᒃᑐᖅᑕᐅᓂᐊᕐᓂᖏᓐᓄᑦ ᐱᕚᓪᓕᕈᑕᐅᔪᓐᓇᖅᑐᓄᓪᓗ ᐊᖏᕈᑏᑦ ᐅᕝᕙᓘᓐᓃᑦ 8.4.4 ᐊᒻᒪᓗ ᑎᑎᕋᖅᓯᒪᔪᓂ 8-3 ᑖᒃᑯᓇᓂ *ᓄᓇᕗᒻᒥᒃ ᓄᓇᑖᕈᑎᓄᑦ ᐊᖏᕈᑎᑦ* ᐅᕝᕙᓘᓐᓃᑦ ᐃᓚᖓ 38 *ᓄᓇᕗᒻᒥᒃ ᓄᓇᑖᕈᑎᓄᑦ ᐊᖏᕈᑎᑦ*, ᐊᑑᑎᖃᕈᑎᒃ.

15.6 ᑕᓪᓕᒪᓄᑦ ᐊᕐᕌᒍ ᐊᓂᒍᖅᐸᑕ ᕿᒥᕐᕈᐊᖅᑕᐅᓗᑎᒃ

15.6.1 ᑭᓯᐊᓂ ᐊᖏᖅᑕᐅᓯᒪᒍᒥ, ᑎᒥᐅᔪᑦ ᐱᓕᕆᓂᐊᖅᑐᑦ ᑲᑐᔾᔨᓗᑎᒃ ᕿᒥᕐᕈᐊᕐᓗᒋᑦ ᐊᑐᓕᖅᑎᑕᐅᓯᒪᓂᖓ ᐃᓄᐃᑦ ᐊᒃᑐᖅᑕᐅᓂᐊᕐᓂᖏᓐᓄᑦ ᐱᕚᓪᓕᕈᑕᐅᔪᓐᓇᖅᑐᓄᓪᓗ ᐊᖏᕈᑏᑦ ᑕᓪᓕᒪᓄᑦ (5) ᐊᕐᕌᒍᓄᑦ ᐊᓂᒍᖅᐸᑕ ᐊᑎᓕᐅᖅᑕᐅᓂᖓᓂᑦ, ᑕᐃᒪᓗ ᑎᑭᐅᑎᔭᐅᑦᑎᐊᕐᒪᖔᑕ ᐅᑯᐊ ᑐᑭᓕᐅᕈᑕᐅᕙᓪᓕᐊᔪᑦ 8.4.4 ᑖᒃᑯᓇᓂ *ᓄᓇᕗᒻᒥᒃ ᓄᓇᑖᕈᑎᓄᑦ ᐊᖏᕈᑎᑦ* ᐊᒻᒪᓗ ᐃᓄᐃᑦ ᐊᒃᑐᖅᑕᐅᓂᐊᕐᓂᖏᓐᓄᑦ ᐱᕚᓪᓕᕈᑕᐅᔪᓐᓇᖅᑐᓄᓪᓗ ᐊᖏᕈᑏᑦ ᐊᑐᖅᑕᐅᑦᑎᐊᕐᓗᑎᒃ.

15.6.2 ᑭᓯᐊᓂ ᐊᖏᖅᑕᐅᓯᒪᓗᓂ, ᐱᓇᓱᐊᖅᑎᒌᑦ ᑎᑎᕋᕐᓗᑎᒃ ᐃᓄᐃᑦ ᐊᒃᑐᖅᑕᐅᓂᐊᕐᓂᖏᓐᓄᑦ ᐱᕚᓪᓕᕈᑕᐅᔪᓐᓇᖅᑐᓄᓪᓗ ᐊᖏᕈᑏᑦ ᐊᑐᓕᖅᑎᑕᐅᕙᓪᓕᐊᓂᖓ ᐅᓂᒃᑳᖓᓂᒃ ᐃᓚᒋᓪᓗᒍ ᕿᒥᕐᕈᐊᖅᑕᐅᓂᖓᓄ ᒪᓕᒡᓗᓂ 15.6.1-ᒥᒃ.

15.6.3 ᑲᓇᑕᒥ ᐆᒪᔪᓕᕆᕐᔪᐊᑯᑦ ᐊᒻᒪᓗ ᓄᓇᕗᑦ ᑐᙵᕕᒃ ᑎᒥᖓ ᑲᑐᔾᔨᓗᓯᒃ ᑮᓇᐅᔭᒃᓴᖃᖅᑎᑦᑎᓗᑎᖅ ᐱᓕᕆᓗᑎᑦ ᐊᒻᒪᓗ ᐅᓂᒃᑳᓕᐊᕆᓯᒪᔪᑦ ᑎᑎᕋᖅᑕᐅᓗᑎᒃ ᒪᓕᒡᓗᓂ 15.6.1-ᒥᒃ.

15.7 ᐋᔩᖃᑎᒌᒍᑕᐅᑲᓐᓂᕐᓗᓂ ᐃᓄᐃᑦ ᐊᒃᑐᖅᑕᐅᓂᐊᕐᓂᖏᓐᓄᑦ ᐱᕚᓪᓕᕈᑕᐅᔪᓐᓇᖅᑐᓄᓪᓗ ᐊᖏᕈᑏᑦ

15.7.1 ᐅᓇ ᐃᓄᐃᑦ ᐊᒃᑐᖅᑕᐅᓂᐊᕐᓂᖏᓐᓄᑦ ᐱᕚᓪᓕᕈᑕᐅᔪᓐᓇᖅᑐᓄᓪᓗ ᐊᖏᕈᑏᑦ ᑲᔪᓯᓂᐊᖅᑐᖅ ᑭᓯᐊᓂ ᓄᖃᖅᑎᑕᐅᒍᓂ ᑎᑎᖃᑎᒍᑦ ᐊᖏᖅᑕᐅᓯᒪᓗᓂ ᑕᒪᐃᓐᓂᑦ ᐱᓇᓱᐊᖃᑎᒌᓂᑦ ᐅᕝᕙᓘᓐᓃᑦ ᑭᓯᐊᓂ ᐃᓇᖏᖅᑕᐅᒍᓂ ᓄᑖᒧᑦ ᐃᓄᐃᑦ ᐊᒃᑐᖅᑕᐅᓂᐊᕐᓂᖏᓐᓄᑦ ᐱᕚᓪᓕᕈᑕᐅᔪᓐᓇᖅᑐᓄᓪᓗ ᐊᖏᕈᑏᑦ ᐋᔩᖃᑎᒌᒍᑕᐅᓯᒪᔪᒥᒃ ᒪᓕᒃᑐᖅ 15.7.2-ᒥᒃ.

15.7.2 ᒪᓕᒡᓗᒍ 8.4.7 ᑖᒃᑯᓇᓂ *ᓄᓇᕗᒻᒥᒃ ᓄᓇᑖᕈᑎᓄᑦ ᐊᖏᕈᑎᕐ*, ᐱᓇᓱᐊᖃᑎᒌᑦ ᐃᒪᓐᓇᐅᓂᐊᖅᑐᑦ, ᑭᓯᐊᓂ ᐊᖏᖃᑎᒌᒡᓗᑎᒃ, ᐋᔩᖃᑎᒌᒍᑎᒋᖓᓐᓂᕐᓗᒍ ᐅᓇ ᐃᓄᐃᑦ ᐊᒃᑐᖅᑕᐅᓂᐊᕐᓂᖏᓐᓄᑦ ᐱᕚᓪᓕᕈᑕᐅᔪᓐᓇᖅᑐᓄᓪᓗ ᐊᖏᕈᑏᑦ ᐊᓂᒍᖅᐸᑕ 7 ᐊᕐᕌᒍᑦ; ᐋᔩᖃᑎᒌᒍᑎᒋᑲᓐᓂᕐᕕᒃᓴᖓᑦ ᐱᒋᐊᓛᕐᓗᓂ ᐊᕐᕌᒍᒥ 6-ᖓᓂ.

15.7.3 ᐅᑯᐊ ᐱᓇᓱᐊᖃᑎᒌᑦ ᕿᒥᕐᕈᐊᕐᓗᒍ ᐃᓄᐃᑦ ᐊᒃᑐᖅᑕᐅᓂᐊᕐᓂᖏᓐᓄᑦ ᐱᕚᓪᓕᕈᑕᐅᔪᓐᓇᖅᑐᓄᓪᓗ ᐊᖏᕈᑏᑦ ᐊᑐᓕᖅᑎᑕᐅᔪᑦ ᐅᓂᒃᑳᖏᑦ ᑎᑎᕋᖅᓯᒪᔪᑦ ᒪᓕᒡᓗᑎᒃ 15.6.2, ᑖᒃᑯᓇᖓᑦ ᑐᓴᕐᕕᒋᔭᐃᓐᓇᒥᖕᓂᑦ, ᖃᐅᔨᓇᓱᒡᓗᑎᒃ ᐋᔩᖃᑎᒌᒍᑕᐅᖃᓐᓂᕐᓂᐊᕐᒪᖔᑦ ᐅᕝᕙᓘᓐᓃᑦ ᐋᕿᒋᐊᕐᓂᐊᕐᒪᖔᑕ ᐃᓄᐃᑦ ᐊᒃᑐᖅᑕᐅᓂᐊᕐᓂᖏᓐᓄᑦ ᐱᕚᓪᓕᕈᑕᐅᔪᓐᓇᖅᑐᓄᓪᓗ ᐊᖏᕈᑏᑦ ᑕᐃᒪᓐᓇᐅᔭᕆᐊᖃᖅᑐᖅ.

ᐃᓄᐃᑦ ᐊᒃᑐᖅᑕᐅᓂᐊᕐᓂᖅᑭᓐᓄᑦ ᐱᕚᓪᓕᕈᑕᐅᓯᓐᓇᖅᑐᓄᓪᓗ ᐊᖏᕈᑎ ᑮᓇᐅᔭᒃᓴᖅᑖᕐᑎᑦᑎᕙᒃᓴᖏᑦ ᐊᖖᒋᕈᑎᓕ 15-1 (ᒪᓕᒐᖅ 15.2.1)

	ᐊᕐᕌᒍ 1	ᐊᕐᕌᒍ 2	ᐊᕐᕌᒍ 3	ᐊᕐᕌᒍ 4	ᐊᕐᕌᒍ 5	ᐊᕐᕌᒍ 6	ᐊᕐᕌᒍ 7	ᑲᑎᕐᓗᒋᑦ
1. ᐊᐅᓚᑦᑎᖅᑲᑎᖕᒌᓂᒧᑦ ᑲᑎᒪᕋᖥᑦ	$350,000	$350,000	$350,000	$350,000	$200,000	$200,000	$200,000	$2,000,000
2. ᐃᓄᐃᑦ ᑲᑐᔾᔨᖅᑲᑎᒌ ᐃᖏᕐᕋᔪᑎᖏᑦ (ᐊᐅᓚᑦᑎᖅᑲᑎᖕᒌᓂᒧᑦ ᑲᑎᒪᕋᖥᑦᓄᑦ)	$25,000	$25,000	$25,000	$25,000	$20,000	$15,000	$15,000	$150,000
3. ᐱᐅᓯᑐᖅᑲᓕᕆᓂᖅᒧᑦ ᐱᔾᔪᑎᒃᓴᑦ	$300,000	$300,000	$200,000	$150,000	$150,000	$150,000	$150,000	$1,400,000
4. ᑐᑭᓯᓇᖅᓯᔪᑕᐅᔪᓄᑦ ᑐᕌᑐᑦ	$57,142	$57,142	$57,142	$57,142	$57,142	$57,142	$57,148	$400,000
5. ᐃᓄᖕᓄᑦ ᓂᐅᕈᖅᑲᑦᑕᑐᓯᓇᔨᓄᑦ ᑮᓇᐅᔭᒃᓴᖅ [i]	$2,300,000	$300,000	$300,000	$300,000	$300,000	$300,000	$300,000	$4,100,000
6. ᐃᓄᐃᑦ ᐸᐊᑦᑎᔨᖏᓐᓄᑦ ᐃᑲᔫᑎᑦ	$64,285	$64,285	$64,285	$64,285	$64,285	$64,285	$64,290	$450,000
7. ᐃᓄᖕᓄᑦ ᐃᓕᓐᓂᐊᖅᑎᑦᑎᔪᓄᑦ ᒪᓂᒪᔪᖅ [ii]	$50,000	$50,000	$50,000	$50,000	$50,000	$50,000	$50,000	$350,000
8. ᐃᓄᖕᓄᑦ ᐃᑲᔪᖅᑎᒋᔭᐅᔪᓄᑦ ᖃᐅᔨᓴᖅᑎᓄᑦ [iii]	$50,000	$50,000	$50,000	$50,000	$50,000	$50,000	$50,000	$350,000
ᑲᑎᓐᓂᖏᑦ	**$3,196,427**	**$1,196,427**	**$1,096,427**	**$1,046,427**	**$891,427**	**$886,427**	**$886,438**	**$9,200,000**

I. ᐱᓇᓱᐊᖅᑎᒌᑦ ᐊᖖᒋᖅᑐᑦ ᐅᓇ ᑮᓇᐅᔭᒃᓴᖅ ᐊᕕᖕᒍᓂ ᐃᒪᓐᓇ: $2,100,000 ᒫᓇᐅᔪᖅ ᐱᓕᕆᐊᖑᔪᓄᑦ (ᐊᕐᕕᐊᓂ, ᐅᖅᓱᖅᑑᒥ, ᑭᖕᒐᖅᓂ) $2,000,000 ᓄᓈᓄᑦ ᐱᓕᕆᔭᐅᓂᐊᖅᑐᓄᑦ.
II. ᑮᓇᐅᔭᐃᑦ ᐸᐸᑕᐅᓂᐊᖅᑐᑦ ᑲᓇᑕᒥ ᐆᒪᔪᓕᕆᓂᖅᔪᐊᑯᓐᓂᑦ ᒪᓕᒡᓗᒍ ᐊᖖᒋᕈᑦ 9.2.2
III. ᑮᓇᐅᔭᐃᑦ ᐸᐸᑕᐅᓂᐊᖅᑐᑦ ᑲᓇᑕᒥ ᐆᒪᔪᓕᕆᓂᖅᔪᐊᑯᓐᓂᑦ ᒪᓕᒡᓗᒍ ᐊᖖᒋᕈᑦ 10.3.2

ᐃᓚᖓ 16 — ᐊᐃᕙᐅᑎᔪᓄᑦ ᑐᑭᑖᕈᑎᑦ

16.1 ᑐᑭᑖᖅᐸᓪᓕᐊᔪᑎᒃᓴᑦ

16.1.1 ᐅᕙᓂ ᐃᓚᖓᓂ ᐊᑖᓂ ᑎᑎᕋᖅᓯᒪᔪᑦ ᑐᑭᑖᖅᐸᓪᓕᐊᔪᑎᒃᓴᖏᑦ:

(a) ᓴᕿᑦᑎᓗᑎᒃ ᕿᓚᒻᒥᐅᔪᒥ, ᐊᑭᒃᑭᑦᑐᒥᒃ, ᐋᑐᑎᖃᖅᑐᒥᒃ ᐊᒻᒪᓗ ᐋᕿᑦᑎᐊᖅᓯᔪᓐᓇᖅᑐᓂᒃ ᐊᐃᕙᐅᑕᐅᑎᔪᓄᑦ ᑐᑭᑖᕈᑎᓂᒃ ᐱᕙᓪᓕᐊᓂᖃᖅᓗᑎᒃ; ᐊᒻᒪᓗ

(b) ᓴᐳᒻᒥᓂᖅ ᐊᒻᒪᓗ, ᐋᑐᑎᖃᖅᑎᓪᓗᒍ, ᓴᓐᖏᑎᓴᓂᖅ ᐃᓚᒌᒍᓯᖏᓐᓂᒃ ᐱᓇᓱᐊᖃᑎᒌᑦ.

16.2 ᑐᑭᖏᑦ

16.2.1 ᐅᕙᓂ ᐃᓚᖓᓂ:

(a) "ᓵᖓᖃᑎᒌᒃᑎᑦᑎᓂᖅ" ᑐᑭᖃᖅᑐᖅ ᑐᑭᓯᓇᓱᖃᑎᒌᖕᓂᖅ ᑖᒃᑯᐊ ᐱᓇᓱᐊᖃᑎᒌᑦ ᑲᑎᒪᓗᑎᒃ ᐊᒻᒪᓗ ᐱᓕᕆᓇᓱᒃᑕᒥᖕᓄᑦ, ᐃᑲᔪᖅᑕᐅᓗᑎᒃ ᓵᖓᖃᑎᒌᒃᑎᑦᑎᔨᒥᒃ, ᐋᕿᒃᓯᓗᑎᒃ ᐱᔾᔪᑕᐅᔪᓂᒃ ᐋᕿᒃᓯᔪᓐᓇᐃᓪᓕᑎᓪᓗᒋᑦ ᐃᒻᒥᖕᓄᑦ; ᐊᒻᒪᓗ

(b) "ᓵᖓᖃᑎᒌᒃᑎᑦᑎᓂᖅ" ᑐᑭᖃᖅᑐᖅ ᓄᖃᖓᑎᑦᑎᔭᐅᔪᖅ ᐊᒻᒪᓗ ᐃᓚᖓᒍᑦ ᐱᔭᕆᐊᑭᓪᓕᑎᕆᔭᐅᔪᖅ ᐅᓇᓗ ᐃᓱᒪᓕᐅᕆᓂᕐᒧᑦ ᓴᓐᖏᓂᖃᓐᖏᑦᑐᖅ, ᐃᑲᔪᖅᑐᖅ ᐱᓇᓱᐊᖃᑎᒌᓂᒃ ᐋᔮᖃᑎᒌᒃᑎᓪᓗᒋᑦ ᐊᖏᕆᐊᖃᖅᑐᓂᒃ ᐱᔾᔪᑕᐅᔪᓄᑦ ᐊᐃᕙᐅᑎᒋᓪᓗᒋᑦ ᐃᒻᒥᖕᓄᑦ.

16.3 ᐊᐃᕙᐅᑎᔪᓄᑦ ᑐᑭᑖᕈᑎᑦ

16.3.1 ᐱᓇᒋᑦ ᐅᖃᖅᓯᒪᔪᑦ ᐊᑖᓂ ᐃᓚᖓ 4.3, ᐊᐃᕙᖃᑎᒌᒃᑐᑦ ᐊᕙᑖᓂ ᐱᓇᓱᐊᖃᑎᒌᑦ ᐱᓯᒪᔪᑦ ᑐᑭᓕᕆᓂᕐᒥᒃ, ᐋᑐᑎᓂᐊᖅᑐᓂᒃ ᐅᕝᕙᓘᓐᓃᑦ ᐊᑐᓕᖅᐸᓪᓕᐊᓂᐊᖅᑐᓂᒃ ᑕᒪᑐᒪᖓᑦ ᐃᓄᐃᑦ ᐊᒃᑐᖅᑕᐅᓂᐊᕐᓂᖏᓐᓄᑦ ᐱᕚᓪᓕᕈᑕᐅᔪᓐᓇᖅᑐᓄᓪᓗ ᐊᖏᕈᑏᑦ ᐋᕿᒃᓯᐃᓗᑎᒃ ᐅᑯᐊ ᒪᓕᒡᓗᒋᑦ:

(a) ᓯᕗᓪᓕᖅ, ᐱᓇᓱᐊᖅᑎᒋᑦ ᐱᓕᕆᑦᑎᐊᕐᓱᒃᑐᐃᓐᓇᐅᓪᓗᑎᒃ ᐋᕿᒃᓯᓇᓱᓪᓗᑎᒃ ᐊᐃᕙᐅᑕᐅᔪᓂᒃ ᑕᒪᐅᓐᓇ ᐅᖃᖃᑎᒌᒍᑎᒋᓪᓗᒋᑦ ᐊᒻᒪᓗ ᐋᔮᖃᑎᒌᒍᑎᒋᓪᓗᒋᑦ. ᐱᓇᓱᐊᖅᑎᒌᑦ ᐱᓕᕆᑦᑎᐊᕐᓂᐊᖅᑐᑦ;

(b) ᑕᐃᒪᓗ ᐱᓇᓱᐊᖅᑎᒌᑦ ᐋᕿᒃᓯᔪᓐᓇᓐᖏᒃᑯᑎᒃ ᐊᐃᕙᔾᔪᑎᒋᓴᒥᖕᓂᒃ ᑕᒪᐅᓐᓇ ᐅᖃᖃᑎᒌᒍᑎᒋᓪᓗᒍ ᐊᒻᒪᓗ ᐋᔮᖃᑎᒌᒍᑎᒋᓪᓗᒍ, ᓇᓕᐊᑐᐃᓐᓇᖅ ᐱᓇᓱᐊᖅᑕᐅᔪᖅ ᑐᓴᖅᑎᑦᑎᔪᓐᓇᖅᑐᖅ ᐊᓯᒥᓄᑦ ᐱᓇᓱᐊᖅᑎᒥᓄᑦ ᑕᒪᓐᓇ ᐋᕿᒐᓱᒍᒪᓗᒍ ᐊᐃᕙᐅᑕᐅᔪᖅ ᑕᒪᓐᓇ ᓵᖓᖃᑎᒌᓂᒃᑯᑦ. ᐅᑯᐊ ᐱᓇᓱᐊᖅᑎᒌᑦ ᐱᔭᑦᑎᖅᑎᑖᕐᓂᐊᖅᑐᑦ ᑕᒪᐃᑕ ᓈᒻᒪᒋᔭᖓᓂᒃ ᓵᖓᖃᑎᒌᒃᑎᑦᑎᔨᒥᒃ ᐊᒻᒪᓗ ᑕᒪᐃᓐᓂᒃ ᐱᓕᕆᑦᑎᐊᕐᓱᓪᓗᑎᒃ ᐋᕿᒃᓯᓗᑎᒃ ᐊᐃᕙᐅᑎᒋᓴᒥᖕᓂᒃ ᑕᒪᐅᓐᓇ ᓵᖓᖃᑎᒌᒃᑎᑦᑎᔨᖅᓴᕐᓗᑎᒃ;

(c) ᑕᐃᒪᓗ ᐱᓇᓱᐊᖅᑎᒌᑦ ᐋᕿᒃᓯᔪᓐᓇᓐᖏᒃᐸᑕ ᐊᐃᕙᓗᑎᒃ ᑕᒪᐅᓐᓇ ᐊᖏᕈᑎᓂ 16.3.1 (a) ᐊᒻᒪᓗ (b) ᐋᑐᑎᔪᒥᒃ, ᓇᓕᐊᑐᐃᓐᓇᖅ ᐱᓇᓱᐊᖅᑕᐅᔪᖅ ᐃᒪᓐᓇᐅᔪᓐᓇᖅᑐᖅ, ᐊᖏᖅᑲᑎᒌᓂᒃ ᒪᓕᒡᓗᑎᒃ ᐊᓯᑎᒃ ᐱᓇᓱᐊᖅᑕᐅᔪᑦ, ᐊᐃᕙᒍᑎᒋᓴᖓ ᑕᒪᐃᓐᓂᑦ -ᓈᒻᒪᒋᔭᐅᔪᒥᒃ ᐊᖏᖅᑲᑎᒌᒍᓐᓇᐃᓕᔭᐅᓯᒪᔪᑦ ᐊᒻᒪᓗ ᐊᖏᖅᑲᑎᒌᒍᓐᓇᐃᓕᓯᒪᓂᖓ

ᐱᓕᕆᐊᖑᕙᓪᓕᐊᓗᓂ. ᐱᓇᓱᐊᕐᑲᑎᒌᑦ ᓈᒻᒪᓐᖏᑐᓕᐅᕋᓱᐊᕐᓂᐊᓐᖏᑦᑐᑦ ᐊᖏᕐᑲᑎᒌᒍᑕᐅᓯᒪᔪᒥᒃ ᐅᕐᑲᖅᓯᒪᔪᖅ ᐊᐃᕙᐅᑎᓂᒃᑯᑦ ᐊᖏᕐᑲᑎᒌᒍᓐᓇᐃᓕᓯᒪᔪᑦ.

16.3.2 ᐱᑕᕐᑲᓐᖏᑦᑐᖅ ᐅᕙᓂ ᐊᖏᕈᑎᓂ ᐊᔪᕐᑎᑦᑎᓗᑎᒃ ᐋᕐᑭᒍᑕᐅᔪᓐᓇᖅᑐᓂᒃ ᓇᓪᓕᐊᓄᑐᐃᓐᓇᖅ ᐱᓇᓱᐊᕐᑲᑎᒌᓄᑦ.

16.3.3 ᐊᑐᓂ ᐱᓇᓱᐊᕐᑲᑎᒌᑦ ᐊᑭᓖᓂᐊᖅᑐᑦ ᐊᐃᕙᔾᔪᑕᐅᔪᓄᑦ ᑐᑭᒫᕈᑎᖏᓐᓄᑦ ᐱᓕᕆᔾᔪᐅᔪᓄᑦ ᒪᓕᒡᓗᑎᒃ ᐆᒻᒥᖓ ᐊᖏᕈᑎᒥᒃ, ᐊᒻᒪᓗ ᐱᓇᓱᐊᕐᑲᑎᒌᑦ ᑕᒪᕐᒥᒃ ᐊᑐᓂ ᐊᔾᔨᒌᒥᒃ ᐊᑭᓖᓗᑎᒃ ᐃᖅᑲᓇᐃᔭᕐᑎᑕᒥᖕᓄᑦ ᓵᖓᕐᑲᑎᒌᒃᑎᑦᑎᔭ ᒪᓕᒡᓗᓂ 16.3.1 (b) ᐊᒻᒪᓗ ᒪᓕᒡᓗᓂ ᑕᒪᐃᓐᓄᑦ ᐊᖏᕐᑲᑎᒌᒍᓐᓇᐃᓕᔾᔪᑕᐅᓯᒪᔪᖅ ᑕᕝᕙᓂ 16.3.1 (c).

ᐅᐃᒧᖅ I— ᓂᖏᖓᓂᖅ ᑲᓇᑕᒥ ᐆᒪᔪᖃᕐᕖᑦ

1.0 ᐃᓄᐃᑦ ᓄᓇᖁᑎᖏᑦ

1.1 ᑲᓇᑕᒥ ᐆᒪᔪᓕᕆᔨᖅᔪᐊᑯᑦ ᑐᓂᓯᓂᐊᖅᑐᑦ ᐊᑑᑎᔪᓂᒃ ᐱᔪᓐᓇᐅᑎᓂᒃ ᒪᓕᒡᓗᒍ ᐊᑖᓂ ᑲᓇᑕᒥ ᐆᒪᔪᓕᕆᓂᕐᒧᑦ ᐱᖁᔭᕐᔪᐊᖅ ᐊᔪᖏᑎᑦᑐᒋᑦ ᕿᑭᖅᑕᓂ ᐃᓄᐃᑦ ᑲᑐᔾᔨᖃᑎᒌᖏᑦ ᐅᕝᕙᓘᓐᓃᑦ ᐃᓇᖐᓯᒪᔪᑦ ᓴᓇᓗᑎᕐ ᓄᓇᒨᑦ ᐊᑑᑎᖃᑦᑎᐊᖅᑐᒥᒃ ᐳᓚᕋᑦᑐᓕᕆᓂᖅ ᐃᒡᓗᒥᒃ ᐊᒻᒪᓗ ᖃᐅᔨᓴᕐᕕᖕᒥᒃ, ᖃᖓᑕᓲᕋᓛᓄᑦ ᒥᑕᕐᕕᒃ ᐊᒻᒪᓗ ᑐᓚᒃᑕᕐᕖᑦ ᐃᒡᓗᖏᓪᓗ ᑕᐃᑲᓂ ᓂᖏᖓᓂ ᐃᓄᐃᑦ ᓄᓇᖁᑎᖏᓐᓂ ᓄᓇᖓᓂ ᐱᓇᖕᓇᖓᓂ ᓄᕗᑦᑎᐊᐱᒃ [Cape Raper].

1.2 ᓇᓃᓐᓂᖓ ᐃᓂᖓ ᐊᒻᒪᓗ ᓴᓇᔭᐅᓂᐊᕐᓂᖏᑦ ᓇᐸᖅᑎᑕᐅᓂᐊᕐᓂᖏᑦ ᐊᒻᒪᓗ ᐊᐅᓚᑕᐅᓂᐊᕐᓂᖏᓄᑦ ᐱᒋᐊᕐᕕᒃᓴᑦ ᐱᑦᑐᒋᑦ ᓇᐸᖅᑕᐅᔪᑦ ᓇᓗᓇᐃᖅᓯᒪᔪᑦ ᒪᓕᒐᖅ 1-1 ᐊᖏᖅᑕᐅᓯᒪᓗᑎᒃ ᐊᕙᑖᓂᑦ ᕿᑭᖅᑕᓂ ᐃᓄᐃᑦ ᑲᑐᔾᔨᖃᑎᒌᖏᑦ ᐊᒻᒪᓗ ᑲᓇᑕᒥ ᐆᒪᔪᓕᕆᔨᖅᔪᐊᑯᑦ, ᕿᒥᕐᕈᐊᖅᑎᒋᓗᒋᑦ ᓂᖏᖓᓂ ᐊᐅᓚᑦᑎᖅᑎᒌᖕᓂᕐᒧᑦ ᑲᑎᒪᔨᕋᓛᑦ.

1.3 ᑲᓇᑕᒥ ᐆᒪᔪᓕᕆᔨᖅᔪᐊᑯᑦ ᐃᓱᒪᒋᑦᑎᐊᕐᓂᐊᖅᑕᖏᑦ ᐃᓄᐃᑦ ᖃᐅᔨᒪᔭᑐᖃᖏᑦ ᐃᒃᐱᒋᑦᑎᐊᕐᓗᒋᑦ ᐅᖃᖅᓯᒪᔪᑦ ᐊᖏᕈᑎ 1.2 ᐅᑯᐊ ᕿᑭᖅᑕᓂ ᐃᓄᐃᑦ ᑲᑐᔾᔨᖃᑎᒌᖏᑦ, ᓄᓇᓕᖕᓂ ᐊᖑᓇᓱᒃᑐᓕᕆᔨᒃᑯᑦ ᐅᕝᕙᓘᓐᓃᑦ ᐊᐅᓚᑦᑎᖅᑎᒌᖕᓂᕐᒧᑦ ᑲᑎᒪᔨᕋᓛᑦ ᑎᑎᖃᓂ ᐊᒻᒪᓗ ᑐᓐᓂᖁᑎᒋᓗᒋᑦ.

1.4 ᑕᐃᒪᓗ ᑲᓇᑕᒥ ᐆᒪᔪᓕᕆᔨᖅᔪᐊᑯᑦ ᕿᑭᖅᑕᓂ ᐃᓄᐃᑦ ᑲᑐᔾᔨᖃᑎᒌᖏᑦ ᐊᖏᖅᑎᒌᒍᓐᓇᙱᒃᑯᑎᒃ ᐱᓕᕆᐊᖑᔪᓂ ᐊᖏᕈᑎᓃᑦᑐᓂ 1.2, ᐃᓱᒪᓕᐅᕆᔪᓐᓇᕐᓂᖏᑦ ᖃᐅᔨᓴᖅᑕᐅᓂᐊᖅᑐᑦ ᐊᒻᒪᓗ ᐱᕙᓪᓕᐊᔾᔪᑎᖃᕐᓗᑎᒃ ᒪᓕᒡᓗᑎᒃ ᑎᑎᕋᖅᓯᒪᔪᑦ ᐃᓚᖓ 4.4 ᑖᒃᑯᐊ ᐃᓄᐃᑦ ᐊᒃᑐᖅᑕᐅᓂᐊᕐᓂᖏᓐᓄᑦ ᐱᕙᓪᓕᐊᔾᔪᑎᒃᓴᓄᑦ ᐊᖏᕈᑏᑦ ᐊᑑᑎᓂᐊᖅᑐᑦ. ᑐᑭᓯᑦᑎᐊᕐᓂᐊᕐᒪᑕ, ᐅᓇ ᐃᓚᖓ 4.3 ᐱᕙᓪᓕᐊᓂᒃᓴᖅ ᐊᑐᖅᑕᐅᓗᓂ ᖃᐅᔨᓂᐊᕐᓗᑎᒃ ᐃᓂᖏᓐᓂᒃ ᓴᓇᓂᐊᖅᑐᑦ ᐊᒻᒪᓗ ᐊᐅᓚᑦᑎᓂᐊᖅᑐᑦ ᐅᑦᑐᖏᑦ ᓇᐸᖅᑕᐅᓂᐊᖅᑐᓄᑦ, ᐊᒻᒪᓗ ᐱᔪᓐᓇᐅᑎᑖᕐᓂᐊᕐᒪᖔᑕ.

2.0 ᐱᔪᓐᓇᕐᓂᖓᑦ ᓯᕗᓪᓕᕐᒥᒃ ᐊᖏᖅᑕᐅᙱᒃᑯᑎᒃ

2.1 ᐅᓇ ᒥᓂᔅᑕ ᐊᑐᓕᖅᑕᐅᑎᑦᑎᔪᓐᓇᖅᑐᖅ ᑲᓇᑕᐅᑉ ᒐᕙᒪᖏᑕ ᑲᐅᔨᓴᖅᑎᑦ ᑲᑎᒪᔨᖏᑦ ᐅᖃᐅᓯᖏᓐᓂᑦ ᑲᓇᑕᐅᑉ ᒪᓕᒐᓕᐅᖅᑎᖏᑦ, ᑕᐃᒪᓐᓇᐅᔭᓇᐊᖅᑭᓂ, ᑕᒪᒃᑯᐊ ᒪᓕᒐᐃᑦ ᐊᓯᔾᔨᖅᑕᐅᓂᐊᖅᑐᑎᒃ ᑐᓂᓯᓯᒪᓂᐊᖅᑐᑎᒃ ᕿᑭᖅᑕᓂ ᐃᓄᐃᑦ ᑲᑐᔾᔨᖃᑎᒌᖏᑦ ᐅᖃᐅᓯᐅᑉ ᐃᓇᖐᓯᒪᔪᑦ ᐱᔪᓐᓇᕐᓂᐊᖅᑲᐅᑎᒃ ᐊᖏᖅᑎᒌᒍᓐᓇᕐᓂᐊᖅᑐᓂᒃ ᐊᐅᓚᑦᑎᔾᔪᑎᖃᕐᓂᐊᖅᑐᓂᒃ ᓄᓇᒨᑦ ᐅᖃᐅᓯᖏᓐᓂᒃ ᐊᐅᓚᑦᑎᔾᔪᑎᒋᓂᐊᖅᑕᖏᑦ ᐊᐅᓚᑦᑎᔾᔪᑎᒋᓂᖓᓂ ᑕᐃᑲᓂ ᓂᒋᖓᓂ ᑲᓇᑕᐅᑉ ᓂᕈᐊᖅᑕᐅᓯᒪᔪᑦ ᒪᓕᒡᓗᒍ ᐊᖏᕈᑎᓃᑦᑐᑦ ᑎᑎᕋᖅᓯᒪᔪᑦ ᐊᑖᓂ.

2.2 ᐅᑯᐊ 2.3 ᑎᑭᓪᓗᒍ 2.7 ᐊᑖᓂ ᐊᑑᑎᓂᐊᖅᑐᑦ ᑭᓯᐊᓂ ᐅᓄᙱᑦᑐᑦ ᐃᓱᖅᑎᑦᑎᓂᖅ ᐊᑑᑎᖅᑲᖅᑐᓂ ᓂᒋᖓᓂ ᓄᓇᕗᑦ ᓇᓗᓇᐃᖅᑕᐅᓯᒪᓂᖓ.

2.3 ᑕᐃᒪᓗ ᐃᓅᙱᑦᑐᖅ ᐅᕝᕙᓘᓐᓃᑦ ᐃᓅᙱᑦᑐᖅ ᓇᖕᒥᓂᖃᖅᑐᖅ ᐆᒃᑐᕈᓂ ᓄᓇᕗᑦ ᓇᓗᓇᐃᖅᑕᐅᓯᒪᓂᖓ ᐱᔪᓐᓇᐅᑎᑖᕋᓱᓪᓗᓂ ᐊᐅᓚᑦᑎᔾᔪᑎᖃᕐᓂᐊᖅᑐᓂ ᐅᖃᐅᓯᕐᓂ ᓂᒋᖓᓂ ᓄᓇᕗᑦ ᓇᓗᓇᐃᖅᑕᐅᓯᒪᓂᖓ, ᐅᑯᐊ ᑲᓇᑕᒥ ᐆᒪᔪᓕᕆᔨᖅᔪᐊᑯᑦ ᑐᓂᓂᐊᖅᑕᖏᑦ ᕿᑭᖅᑕᓂ ᐃᓄᐃᑦ ᑲᑐᔾᔨᖃᑎᒌᖏᑦ ᐅᓄᖅᑎᒋᔪᑦ ᐃᓄᐃᑦ ᐱᔪᓐᓇᐅᑎᒥᒃ ᐊᑭᓕᖅᑕᐅᓗᑎᒃ ᐱᔪᓐᓇᐅᑎᑖᕋᓱᒃᑐᓂᒃ ᐱᓕᕆᔭᖅᑐᓂᒃ ᐊᔾᔨᒋᔭᖓ ᑖᒃᑯᓄᖓ ᓇᓗᓇᐃᖅᓯᒪᔪᑦ ᐃᓅᙱᑦᑐᓄᑦ ᐆᒃᑐᕐᓂᖓ.

2.4 ᐱᔪᓐᓇᕐᓂᖅᑲᓐᒃ ᐋᒃᑳᕈᓐᓇᕐᓗᑎᒃ ᐅᖃᖅᓯᒪᔪᑦ 2.1 ᑎᑭᓪᓗᒍ 2.3 ᐊᑑᑎᓂᐊᕐᒥᔪᑦ ᓄᑖᙳᕆᐊᖅᑎᑕᓄᑦ ᐅᕙᓂᑰᓐᓂᑦ ᐋᕿᒋᐊᖅᑕᓄᑦ ᒫᓐᓇᐅᔪᖅ ᐊᑐᖅᑕᐅᔪᓂ ᐱᔪᓐᓇᐅᑎᓄᑦ, ᑕᐃᑲᓂᓗ ᓄᑖᕈᖅᑎᑕᐅᒍᓂ ᐅᕙᓂᑰᓐᓂᑦ ᐋᕿᒋᐊᖅᑕᐅᒍᓂ ᐊᔾᔨᒋᓐᖏᑦᑎᐊᖅᑕᙱᓄᑦ ᐅᕙᓂᑰᓐᓂᑦ ᓇᓃᓐᓂᙵᒍᑦ ᐊᑐᖅᑕᐅᔪᑉ ᐱᔪᓐᓇᐅᑎᐅᑉ.

2.5 ᐱᕙᐅᒍᓂ ᐱᔪᓐᓇᐅᑎᓄᑦ ᐆᒃᑑᑎ ᐅᕙᓂᑰᓐᓂᑦ ᑎᑎᕋᖅ ᐱᔪᒪᔪᓂᑦ ᐃᓅᓐᖏᑦᑐᓂᑦ ᐅᕙᓂᑰᓐᓂᑦ ᐃᓅᓐᖏᑦᑐᓂᑦ ᓇᒥᓂᕐᑲᖅᑐᓂᑦ, ᑲᓇᑕᒥ ᐆᒪᔪᓕᕆᔨᕐᔪᐊᑯᑦ ᑐᓂᓯᓂᐊᖅᑐᖅ ᕿᑭᖅᑕᓂ ᐃᓄᐃᑦ ᑲᑐᔾᔨᕐᑲᑎᒌᖏᓄᑦ ᐅᕙᓂᑰᓐᓂᑦ ᐃᓇᖅᓰᓯᒪᔪᖅ ᑎᑎᕋᖅᓯᒪᔪᒥᒃ ᑐᓴᕐᑎᑦᑎᔾᔪᑎᒥᒃ ᐆᒃᑐᑎᙵᓄ ᐅᕙᓂᑰᓐᓂᑦ ᑎᑎᕐᑲᑦ ᐱᔪᒪᔪᑦ. ᕿᑭᖅᑕᓂ ᐃᓄᐃᑦ ᑲᑐᔾᔨᕐᑲᑎᒌᖏᑦ ᓴᓂᕐᕙᐃᓯᒪᓂᐊᖅᑐᑦ 30 ᐅᓪᓗᓂᒃ ᐱᒍᓂᔾᔪᒃ ᑲᓇᑕᒥ ᐆᒪᔪᓕᕆᔨᕐᔪᐊᑯᑦ ᑐᓴᕐᑎᑦᑎᔾᔪᑎᖓ ᑕᐃᒪᓗ ᑲᓇᑕᒥ ᐆᒪᔪᓕᕆᔨᕐᔪᐊᑯᑦ ᑎᑎᕋᖅᓯᒪᔭᖓ ᑐᓴᕐᑎᑦᑎᔾᔪᑎᒋᓪᓗᒍ ᑕᐃᒪ ᐃᓱᒪᓕᐅᕆᕐᑲᕐᕕᒃᑲᕐᓂᐊᕐᒪᑕ ᐋᒃᑳᕈᓐᓇᕐᓗᑎᒃ, ᐊᒻᒪᓗ 90 ᐅᓪᓗᐃᑦ ᑐᓂᓚᐅᖅᑎᓪᓗᒍ ᑐᓴᕐᑎᑦᑎᔾᔪᑎᖓᑦ ᑖᒃᑯᓇᖓ ᑲᓇᑕᒥ ᐆᒪᔪᓕᕆᔨᕐᔪᐊᑯᑦ ᑐᓂᓗᒍ ᐆᒃᑑᑎ ᐱᔪᓐᓇᐅᑎᑖᕈᑎ ᐱᓕᕆᓂᐊᕐᒪᑕ ᖃᓄᐃᓕᐅᕈᓯᕆᖃᑦᑕᖅᑕᒥᖕᓂᒃ.

2.6 ᑕᐃᒪᓗ ᕿᑭᖅᑕᓂ ᐃᓄᐃᑦ ᑲᑐᔾᔨᕐᑲᑎᒌᖏᑦ ᐅᕙᓂᑰᓐᓂᑦ ᐃᓇᖅᓰᓯᒪᔪᖅ ᑐᓂᓯᒍᓂ ᑮᒍᕙᓐᖏᓪᓗᓂ ᐊᒻᒪᓗ ᓈᒻᒪᒋᔭᐅᑦᑎᐊᕐᓗᓂ ᐆᒃᑑᑎᙵᑦ ᐱᔪᓐᓇᐅᑎᒧᑦ, ᑲᓇᑕᒥ ᐆᒪᔪᓕᕆᔨᕐᔪᐊᑯᑦ ᑐᓂᓯᓂᐊᖅᑐᑦ ᐱᔪᓐᓇᐅᑎᒥᒃ ᑖᒃᑯᓇᖓ ᕿᑭᖅᑕᓂ ᐃᓄᐃᑦ ᑲᑐᔾᔨᕐᑲᑎᒌᖏᓐᓄᑦ ᐅᕙᓂᑰᓐᓂᑦ ᐃᓇᖅᓰᓯᒪᔪᒧᑦ.

2.7 ᑕᐃᒪᓗ ᕿᑭᖅᑕᓂ ᐃᓄᐃᑦ ᑲᑐᔾᔨᕐᑲᑎᒌᖏᑦ ᐅᕙᓂᑰᓐᓂᑦ ᐃᓇᖅᓰᓯᒪᔪᖅ ᑎᑭᐅᑎᔪᓐᓇᙱᑉᐸᑎᑦ 30 ᐅᓪᓗᐃᑦ ᑐᓴᕐᑎᑦᑎᕙᒃᓴᙱᓄᑦ ᐃᓱᓕᕙᒃᓴᖓ ᐅᕙᓂᑰᓐᓂᑦ 90 ᐅᓪᓗᐃᑦ ᐆᒃᑑᑎᖓᑕ ᐃᓱᓕᕙᒃᓴᖓ ᐋᕿᒃᑕᐅᓯᒪᔪᖅ 4.4, ᑲᓇᑕᒥ ᐆᒪᔪᓕᕆᔨᕐᔪᐊᑯᑦ ᑐᓂᓯᓂᐊᖅᑐᑦ ᐱᔪᓐᓇᐅᑎᒥᒃ ᐃᓅᓐᖏᑦᑐᓄᑦ ᐅᕙᓂᑰᓐᓂᑦ ᐃᓅᓐᖏᑦᑐᓄᑦ ᓇᒥᓂᕐᑲᖅᑐᓄᑦ.

2.8 ᐊᐃᕙᐅᑎᒋᓂᐊᕐᓗᒍ ᐱᔪᓐᓇᐅᑎᑖᕋᓱᐃᑎᑦ ᐆᒃᑑᑎᖏᑦ ᓇᓗᓇᐃᖅᓯᒪᔪᑦ 2.6 ᖁᓛᓂ, ᐃᓚᒋᔭᐅᓗᑎᒃ ᓇᓕᐊᑐᐃᓐᓇᖅ ᒪᓕᒋᐊᕐᑲᖅᑐᑦ ᐊᒻᒪᓗ ᐊᑐᕆᐊᕐᑲᖅᑎᑕᐅᔪᑦ ᐅᑯᐊᓗ ᑲᓇᑕᒥ ᐆᒪᔪᓕᕆᔨᕐᔪᐊᑯᑦ ᐊᑕᒍᑎᒃ ᑕᒪᒃᑯᓇᖓ ᐱᔪᓐᓇᐅᑎᓄᑦ, ᐋᕿᒃᑕᐅᕙᖅᑐᖅ ᒪᓕᒡᓗᒍ ᐃᓚᖓ 4.3 ᐅᕙᓂ ᐃᓄᐃᑦ ᐊᒃᑐᖅᑕᐅᓂᐊᕐᓂᙵᓐᓄᑦ ᐱᕚᓪᓕᕈᑕᐅᔪᓐᓇᖅᑐᓄᓪᓗ ᐊᖏᕈᑏᑦ.

ᐊᑎᓕᐅᖅᑐᑦ

ᑯᐃᓐ ᐱᔪᓐᓇᖅᓂᖃᖅᓂᖕᒐᓄᑦ ᑲᓇᑕᒥ

ᒥᓂᔅᑕ ᑳᑐᓕᓐ ᒫᑮᓇ
ᒥᓂᔅᑕ ᐊᕙᑎᓕᕆᔨᒃᑯᓐᓄᑦ

ᐅᓪᓗᒐ

ᓄᓇᕗᑦ ᓇᓗᓇᐃᖅᑕᐅᓯᒪᓂᖓ

ᓄᓇᕗᑦ ᑐᓐᖓᕕᒃ ᑎᒥᖓ:

ᑳᑎ ᑕᐅᑐᖏ, ᐊᖓᔪᖅᑳᖅ
ᓄᓇᕗᑦ ᑐᓐᖓᕕᒃ ᑎᒥᖓ:

ᐅᓪᓗᒐ

ᓄᓇᕗᑦ ᑐᓐᖓᕕᒃ ᑎᒥᖓ:

ᓯᑖᓐᓚ ᐊᓇᐸᓚᒃ, ᐊᖓᔪᖅᑳᖅ
ᕿᑎᖅᒥᐅᑦ ᐃᓄᐃᑦ ᑲᑐᔾᔨᖃᑎᒌᖏᑦ:

ᐅᓪᓗᒐ

ᕿᑎᖅᒥᐅᑦ ᐃᓄᐃᑦ ᑲᑐᔾᔨᖃᑎᒌᖏᑦ:

ᑕᐃᕕᑎ ᓂᖏᐅᖕᒐᑦ, ᐊᖓᔪᖅᑳᖅ
ᑭᕙᓪᓕᖅ ᐃᓄᐃᑦ ᑲᑐᔾᔨᖃᑎᒌᖏᑦ:

ᐅᓪᓗᒐ

ᑭᕙᓪᓕᖅ ᐃᓄᐃᑦ ᑲᑐᔾᔨᖃᑎᒌᖏᑦ:

ᐸᐅᓗᓯ ᐊᖅᑭᐊᕈᖅ, ᐊᖓᔪᖅᑳᖅ
ᕿᑭᖅᑕᓃ ᐃᓄᐃᑦ ᑲᑐᔾᔨᖃᑎᒌᖏᑦ:

ᐅᓪᓗᒐ

Group	Comment	Contact	Invited
Salliqmiut	Invite via radio announcements and advertisements throughout the community	N/A – radio and advertisements	Radio and advertisements
Elders	Invite via radio announcement	N/A - radio	Radio and advertisements
Youth Center	Coordinator	Sarah Netser Sarahnetser@hotmail.com	Radio and advertisements
CLARC	Inactive CLARC	Ron Ningeongan clocoral@kivalliqinuit.ca	Email 24-Oct-2019
Hamlet	SAO	Leonie Pameolik munch@qiniq.com Phone : (867) 925-8867	Email 24-Oct-2019
Aiviit HTO	Manager	Natasha Hattie Ottokie Aiviit Hunters' and Trappers' Organization Coral Harbour, NU X0C 0C0 (T) 867-925-8622 aiviit@kivalliqhto.ca	Email 24-Oct-2019
Outfitters	Requested contact list from Aiviit HTO Sept 13 and Sept 19, 2019 HTO provided 2 names Sept 20; 1 name Sept 23. *HTO must ask for permission to share contact information.*	Jimmy Ningeocheak jningeocheak@yahoo.ca Aaron Emiktowt aaron_emiktowt@hotmail.com Darcy Nakoolak darcynakoolak@hotmail.ca	Email 24-Oct-2019
Cabin Owners	Requested contact list from Aiviit HTO Sept 13 and Sept 19, 2019	None in MBSs.	N/A
Kivalliq Inuit Association	Director of Implementation and Planning Implementation Officer	Annie Tattuinee atattuinee@kivalliqinuit.ca Phone: (867) 645-5732 Michael Tucktoo mtucktoo@kivalliqinuit.ca Phone: (867) 645-5743	Email 24-Oct-2019
Nunavut Planning Commission	Director of Policy and Planning	Brian Aglukark aglukark@nunavut.ca	Email 24-Oct-2019

		P.O. Box 419, Arviat, Nunavut, X0C 0E0 Phone: (867) 857-2242	
Nunavut Impact Review Board	Executive Director	Ryan Barry rbarry@nirb.ca Phone: (867) 983-4608 29 Mitik Street, PO Box 1360 Cambridge Bay, Nu X0B 0C0	Email 24-Oct-2019
Government of Nunavut – Environment	Regional Biologist, Arviat Conservation Officer in Coral Harbour	Mitch Campbell MCampbell1@gov.nu.ca Phone: (867) 857-3171 Troy Nester TNetser@gov.nu.ca 867-925-8823	Email 24-Oct-2019
Government of Nunavut – Culture and Heritage	Territorial Archaeologist	Sylvie LeBlanc SLeBlanc1@GOV.NU.CA Phone: (867) 934-2040	Email 24-Oct-2019
Kivalliq Wildlife Board	Kivalliq Regional Coordinator	Amy Kaludjak kwb@niws.ca Phone: (867) 645-4860 Nunavut Inuit Wildlife Secretariat Box 219 Rankin Inlet, NU X0C 0G0	Email 24-Oct-2019
Nunavut Water Board	Executive Director In Gjoa Haven	Stephanie Autut Phone: (867) 360-6338 PO Box 119 Gjoa Haven, NU X0B 1J0 info@nwb-oen.ca	Email 24-Oct-2019
Inuit Heritage Trust	Executive Director Traditional Place Names Manager	William Beveridge wbeveridge@ihti.ca Lynn Peplinski lpeplinski@ihti.ca	Email 24-Oct-2019
MLA Aivilik		Patterk Nester pnetser1@gov.nu.ca Phone: (867) 975-5070	Email 24-Oct-2019

CIRNAC	Director of Lands	Erik Allain erik.allain@canada.ca Phone: (867) 975-4295 Box 2200 Iqaluit, NU X0A 0H0	Email 24-Oct-2019
DFO	Oceans Program Division Manager Senior Oceans Biologist	Joel Ingram Joel.Ingram@dfo-mpo.gc.ca 204-983-5006 Charlotte Sharkey Charlotte.sharkey@dfo-mpo.gc.ca 867-979-8027	Email 24-Oct-2019
ECCC researchers		Jim Leafloor jim.leafloor@canada.ca 204-983-5258 Frank Baldwin frank.baldwin@canada.ca 204-984-6670 Paul Smith paulallen.smith@canada.ca 613-998-7362 Grant Gilchrist grant.gilchrist@canada.ca 613-998-7364 Dominique Henry Dominique.henry@canada.ca 514-496-9024	Email 24-Oct-2019 Email 25-Oct-2019
ECCC Wildlife Enforcement		Steve Allan steve.allan@canada.ca 867-669-4788 Quentin Deering quentin.deering@canada.ca 867-669-4761	Email 24-Oct-2019
Nunavut Tunngavik Inc.	Director of Implementation Assistant Director of Implementation	Qilak Kusugak qkusugak@tunngavik.com 867-975-4908 Pacome Lloyd plloyd@tunngavik.com	Email 25-Oct-2019

		867-975-4925	
Academic – University of Ottawa	Researcher – Inuit knowledge	Natalie Carter natalieacarter001@gmail.com	Email 25-Oct-2019

Archived: February 6, 2020 3:26:02 PM
From: Dufour2, Jean-François (EC)
Sent: October 24, 2019 10:58:00 AM
Cc: Noah Kadlak; Dufour2, Jean-François (EC); Ronnie Ningeongan
Bcc: SAO Coral; 'Aiviq HTA'; 'jningeocheak@yahoo.ca'; 'aaron_emiktowt@hotmail.com'; 'darcynakoolak@hotmail.ca'; 'atattuinee@kivalliqinuit.ca'; Michael Tucktoo; 'aglukark@nunavut.ca'; 'rbarry@nirb.ca'; 'MCampbell1@gov.nu.ca'; 'TNetser@gov.nu.ca'; 'SLeBlanc1@GOV.NU.CA'; Qovik Netser; 'info@nwb-oen.ca'; 'wbeveridge@ihti.ca'; 'Lynn Peplinski'; 'pnetser1@gov.nu.ca'; 'erik.allain@canada.ca'; 'Joel.Ingram@dfo-mpo.gc.ca'; 'Charlotte.sharkey@dfo-mpo.gc.ca'; Leafloor, Jim (EC); Baldwin, Frank (EC); Smith, Paul Allen (EC); Gilchrist, Grant (EC); Allan, Steve (EC); Deering, Quentin (EC); 'receptionist@nwmb.com'; Pirie-Dominix, Lisa (EC)
Subject: Irniurviit ACMC Community Meeting Invitation and Review of draft Management Plans
Sensitivity: Normal
Attachments:
IMBS MP_DRAFT2_October2019.pdf ;Irniurviit ACMC Community Meeting Invitation and Review of Draft MPs.pdf ;QMBS MP_DRAFT2_October2019.pdf ;

Good afternoon,

Please find attached an invitation to the Irniurviit Area Co-Management Committee's community meetings 26-28 Nov 2019 in Coral Harbour. Also attached is a copy of the draft management plans for the Qaqsauqtuuq and Ikkattuaq Migratory Bird Sanctuaries for your review and feedback **by 28 November 2019**.

If you have any questions about the meetings or draft management plans, please do not hesitate to contact me.

Qujannamiik!
JF

JF Dufour
Vice-Chair, Irniurviit ACMC
jean-francois.dufour2@canada.ca / Tel: 867-669-4766

ᐃᕐᓂᐅᕐᕖᑦ
ᐊᐅᓚᕐᑎᔨᐅᖅᑲᑕᐅᓂᖅᒧᑦ
ᑲᑎᒪᔨᕋᓛᑦ

IRNIURVIIT AREA
CO-MANAGEMENT
COMMITTEE

Archived: February 6, 2020 3:3 :14 PM
From: Dufour2, Jean-François (EC)
Sent: October 25, 2019 8:50:00 AM
Bcc: Henri, Dominique (EC); 'Natalie Carter'; 'qkusugak@tunngavik.com'; 'Pacome Lloyd'
Subject: Irniurviit ACMC Community Meeting Invitation and Review of draft Management Plans
Response requested: No
Sensitivity: Normal
Attachments:
IMBS MP_DRAFT2_October2019.pdf ;Irniurviit ACMC Community Meeting Invitation and Review of Draft MPs.pdf ;QMBS MP_DRAFT2_October2019.pdf ;

Good morning,

Please find attached an invitation to the Irniurviit Area Co-Management Committee's community meetings 26-28 Nov 2019 in Coral Harbour. Also attached is a copy of the draft management plans for the Qaqsauqtuuq and Ikkattuaq Migratory Bird Sanctuaries for your review and feedback **by 28 November 2019**.

If you have any questions about the meetings or draft management plans, please do not hesitate to contact me.

Qujannamiik!
JF

JF Dufour
Vice-Chair, Irniurviit ACMC
jean-francois.dufour2@canada.ca / Tel: 867-669-4766

ᐃᕐᓂᐅᕐᕖᑦ
ᐊᐅᓚᕐᑎᔾᐅᕐᑲᑕᐅᓂᕐᒧᑦ
ᑲᑎᒪᔾᕋᓛᑦ
IRNIURVIIT AREA
CO-MANAGEMENT
COMMITTEE

ᐃᕐᓂᐅᕐᕖᑦ
ᐊᐅᓚᑦᑎᔨᐅᖃᑕᐅᓂᕐᒧᑦ
ᑲᑎᒪᔨᕋᓛᑦ

IRNIURVIIT AREA
CO-MANAGEMENT
COMMITTEE

ᐊᒃᑑᐱᕆ 24, 2019

ᑎᑎᕋᖅᑕᐅᕙᓪᓕᐊᓂᖏᑦ ᐊᐅᓚᑦᑎᓂᕐᒧᑦ ᐸᕐᓇᐅᑎᒃᓴᐃᑦ ᑕᐅᕙᓂ
ᖃᖅᓴᐅᖅᑑᕐᒥ ᐊᒻᒪᓗ ᐃᑲᑦᑐᐊᕐᒥ ᑎᖕᒥᐊᖃᕐᕕᖕᒥ

ᖃᖅᓴᐅᖅᑑᕐᒥ ᐊᒻᒪᓗ ᐃᑲᑦᑐᐊᕐᒥ ᑎᖕᒥᐊᖃᕐᕖᒃ, ᓴᓪᓕᐅᑉ ᕿᑭᖅᑖᓘᐊᓂᑦᑑᒃ, ᐱᓐᖑᑎᖅᑕᐅᓚᐅᖅᓯᒪᔫᒃ ᑕᒪᓂ 1959-ᖑᑎᓪᓗᒍ. ᒪᓕᒃᑕᐅᔭᕆᐊᖃᕐᓂᖏᓐᓄᑦ ᓄᓇᕗᒻᒥ ᓄᓇᑖᕈᑎᓄᑦ ᐊᖏᕈᑏᑦ ᐊᖏᕈᑎᓕᐅᓚᐅᖅᓯᑎᒃ ᐊᒃᑐᖅᑕᐅᓯᒪᓂᖏᓐᓄᑦ ᐃᓄᐃᑦ ᐃᑲᔫᓯᐊᖅᑖᕆᐊᖃᕐᓂᖏᓐᓄᑦ ᑲᓇᑕᒥ ᐆᒪᔪᖃᕐᕕᐅᓕᕐᓂᕐᒧᑦ ᑎᖕᒥᐊᖃᕐᕕᓕᐅᕐᓂᕐᒧᓪᓗᓐᓃᑦ ᓄᓇᕗᒻᒥ ᓄᓇᑖᕐᕕᐅᕌᓂᒃᓯᒪᔪᓂ (ᐃᓄᐃᑦ ᐊᒃᑐᖅᑕᐅᓯᒪᓂᖏᓐᓄᑦ ᐃᑲᔫᓯᐊᕐ) ᓯᕗᓪᓕᕐᒥ ᐱᔭᕇᖅᑕᐅᖄᓚᐅᖅᐳᑦ ᑕᒫᓂ 2006-ᒥ, ᐊᒻᒪᓗ ᐊᖏᖃᑎᒌᒐᓱᐊᕈᑕᐅᒃᑲᓐᓂᓕᓚᐅᖅᓯᑎᒃ ᑕᒫᓂ 2016-ᖑᓕᖅᑎᓪᓗ. ᓄᓇᕗᑦ ᑐᓐᖓᕕᒃᑯᑦ ᑕᐃᒃᑯᐊᓗ ᐱᖓᓱᓄᑦ ᐊᕕᒃᑐᖅᓯᒪᓂᖏᓐᓄᑦ ᐃᓄᐃᑦ ᑲᑐᔾᔨᖃᑎᒌᖏᑦ ᐊᒻᒪᓗ ᑲᓇᑕᐅᑉ ᒥᓂᔅᑕᖓᑦ ᐊᕙᑎᓕᕆᓂᕐᒧᑦ, ᓯᓚᐅᓪᓗ ᐊᓯᔾᔨᖅᐸᓪᓕᐊᓂᖓᓄᑦ ᑲᓇᑕᒥ ᐊᑎᓕᐅᓚᐅᖅᐳᑦ ᐃᓄᐃᑦ ᐊᒃᑐᖅᑕᐅᓯᒪᓂᖏᓐᓄᑦ ᐃᑲᔫᓯᐊᖅᑖᕈᑎᒃᓴᖏᓐᓂᒃ. ᐃᓄᐃᑦ ᐊᒃᑐᖅᑕᐅᓯᒪᓂᖏᓐᓄᑦ ᐃᑲᔫᓯᐊᖅᑖᕈᑎᑦ ᐊᑎᓕᐅᖅᑕᐅᒐᒥᒃ ᓴᕿᑎᑦᑎᓕᓚᐅᖅᐳᑦ ᐊᐅᓚᑦᑎᔨᐅᖃᑕᐅᓂᐊᓕᖅᑐᓂᒃ ᑲᑎᒪᔨᕋᓛᖑᓂᐊᖅᑐᓂᒃ ᑕᒪᒃᑯᓄᖓ ᓴᐳᓐᓂᐊᖅᑕᐅᓯᒪᕝᕙᔪᓂᒃ ᓄᓇᕗᒻᒥ. ᐃᓄᐃᑦ, ᓴᓪᓕᓂ ᐊᒻᒪᓗ ᑕᐃᒃᑯᐊ ᒐᕙᒪᒃᑯᑦ ᐊᕙᑎᓕᕆᔨᒃᑯᖏᑦ ᓯᓚᐅᓪᓗ ᐊᓯᔾᔨᖅᐸᓪᓕᐊᓂᖓᓄᑦ ᑲᓇᑕᒥ ᐊᐅᓚᑦᑎᔨᐅᖃᑎᒌᖅᐳᑦ ᖃᖅᓴᐅᖅᑑᕐᒥᒃ ᐊᒻᒪᓗ ᐃᑲᑦᑐᐊᕐᒥ ᑎᖕᒥᐊᖃᕐᕕᖕᓂᒃ, ᑕᐃᑰᓇ ᐃᕐᓂᐅᕐᕖᑦ ᐊᐅᓚᑦᑎᔨᐅᖃᑕᐅᔪᑦ ᑲᑎᒪᔨᕋᓛᖑᕗᒍᑦ.

ᐃᕐᓂᐅᕐᕕᒃᑯᑦ ᐊᐅᓚᑦᑎᔨᐅᖃᑕᐅᔪᑦ ᑲᑎᒪᔨᕋᓛᖏᑦ ᑎᓕᔭᐅᓯᒪᕗᑦ ᑎᑎᕋᖅᑦᑕᓇᐊᖃᕐᓂᖅ ᐊᐅᓚᑦᑎᓂᕐᒧᑦ ᐸᕐᓇᐅᑕᐅᕙᓐᓂᐊᖅᑐᓂᒃ ᑎᖕᒥᐊᖃᕐᕕᖕᓂᒃ. ᐃᕐᓂᐅᕐᕕᒃᑯᑦ ᐊᐅᓚᑦᑎᔨᐅᖃᑕᐅᔪᑦ ᑲᑎᒪᔨᕋᓛᖏᑦ ᑎᑎᕌᓃᓴᓚᐅᖅᐳᑦ ᐊᐅᓚᑦᑎᔾᔪᑎᒃᓴᒥᓂᒃ ᐸᕐᓇᐅᑎᓂᒃ, ᐃᓄᖕᓂᓪᓗ ᓄᓇᒥᓂ ᑲᑎᒪᑎᑦᑎᓂᐊᓕᖅᓯᑎᒃ ᑕᒫᓂ **ᓄᕕᐱᕆ 26-28, 2019-ᒥ ᓴᓪᓕᓂ, ᑕᐃᑲᓂ ᐊᔪᕿᖅᑐᐃᔨᑦ ᑲᑎᕕᖓᓂ** ᐅᖃᐅᓯᐅᓂᐊᕐᒪᑕ ᐃᓗᓕᖏᑦ ᐸᕐᓇᐅᑏᑦ, ᑐᓴᕐᕕᖃᕈᒪᓪᓗᑎᒃ ᐃᓄᐃᑦ ᐃᓱᒪᒋᔭᖏᓐᓂᒃ ᑕᒪᒃᑯᓂᖓ ᐱᔪᓂᒃ. ᑕᒪᐃᓐᓂᑦᑎᐊᖅ ᐃᓄᐃᑦ ᑐᖓᓱᒃᑎᑕᐅᕗᑦ! ᒪᑯᓇᖓᑦ ᐊᑲᐅᒋᔭᕐᓂᒃ ᐅᐸᒍᑎᔪᓐᓇᖅᑐᑎᓐ:

ᐊᐃᑉᐱᕐᒥ, ᓄᕕᐱᕆ 26: ᐅᓐᓄᒃᑯᑦ 7:00-ᒥ
ᐱᖓᑦᑎᕐᒥ, ᓄᕕᐱᕆ 27: ᐅᓪᓗᒃᑯᑦ 2:00-ᒥ ᐅᕝᕙᓗᓐᓃᑦ ᐅᓄᒃᑯᑦ 7:00-ᒥ
ᓯᑕᒻᒥᕐᒥ, ᓄᕕᐱᕆ 28: ᐅᓪᓗᒃᑯᑦ 2:00-ᒥ ᐅᕝᕙᓗᓐᓃᑦ ᐅᓄᒃᑯᑦ 7:00-ᒥ

ᖃᐅᔨᒪᒐᓗᐊᖅᑐᒍᑦ ᐃᓄᓕᒫᑦ ᖃᐃᓯᒪᔪᐃᓐᓇᐅᓂᐊᖏᓐᓂᖏᓐᓂᒃ ᑲᑎᒪᓂᕐᒧᑦ. ᐃᕐᓂᐅᕐᕖᑦ ᐊᐅᓚᑦᑎᔨᐅᖃᑕᐅᔪᑦ ᑲᑎᒪᔨᕋᓛᕐᒥᑦᑕᐅᖅ ᑐᕐᒪᓯᕐᑎᑦᑎᑦᑎᐊᖅᐳᑦ ᑐᓴᕐᕕᖃᕈᓐᓇᕐᓂᖅ ᐊᐅᓚᑦᑎᔪᑎᒃᓴᐃᑦ ᐸᕐᓇᐅᑎᒃᓴᐃᑦ ᒥᒃᓵᓄᑦ, ᖃᕆᑕᐅᔭᒃᑯᑦ ᑎᑎᖃᖅᑖᕐᕕᒃᑯᑦ ᑎᑎᕋᖅᓯᒪᔪᓂᒃ. ᖃᐃᑦᑎᖁᔭᐅᒐᓗᐊᖅᑐᓯ ᑕᒪᐃᓐᓂᒃ ᑎᑎᕋᖅᓯᒪᔪᓂᒃ ᐅᖃᐅᓯᒃᓴᖃᕐᕕᒋᔪᒪᔭᔅᓯᓐᓂᒃ ᑕᒫᓂ **ᓯᑕᒻᒥᕐᒥ, ᓄᕕᐱᕆ 28, 2019-ᒥ** ᑐᓂᔭᐅᖁᓪᓗᑎᒍ ᔾᔮᐃᐊᕝ ᑐᕗᐊᒧᑦ-JF Dufour-ᒧᑦ, ᐃᒃᓯᕙᐅᑕᐅᑉ ᑐᖏᓕᖓ ᐃᕐᓂᐅᕐᕕᒃᑯᑦ ᐊᐅᓚᑦᑎᔨᐅᑕᐅᓂᖏᓐᓂ. (ᑐᕌᕈᑎᓕᒃ ᖃᕆᑕᐅᔭᒃᑯᑦ jean-francois.dufour2@canada.ca; ᐅᖃᓘᑎᓕᒃ 867-669-4766).

ᑎᑎᕋᖅᑐᖅ,

ᓄᐊ ᑲᓪᓚᒃ
ᐃᒃᓯᕙᐅᑕᖓᑦ, ᐃᕐᓂᐅᕐᕖᑦ ᐊᐅᓚᑦᑎᔨᐅᖃᑕᐅᓂᕐᒧᑦ ᑲᑎᒪᔨᕋᓛᑦ

ᐃᕐᓂᐅᕐᕖᑦ
ᐊᐅᓚᕐᑎᔨᐅᕐᑲᑕᐅᓂᕐᓗᑦ
ᑲᑎᒪᔨᕋᓛᑦ

IRNIURVIIT AREA
CO-MANAGEMENT
COMMITTEE

24 October 2019

DRAFT MANAGEMENT PLANS FOR QAQSAUQTUUQ (EAST BAY) AND IKKATTUAQ (HARRY GIBBONS) MIGRATORY BIRD SANCTUARIES

The Qaqsauqtuuq (East Bay) and Ikkattuaq (Harry Gibbons) Migratory Bird Sanctuaries, located on Southampton Island, were created in 1959. As required by the *Nunavut Agreement*, an *Inuit Impact and Benefit Agreement for National Wildlife Areas and Migratory Bird Sanctuaries in the Nunavut Settlement Area (IIBA)* was first concluded in 2006 and renegotiated in 2016. Nunavut Tunngavik Inc., the three Regional Inuit Associations, and the federal Minister of the Environment, Environment and Climate Change Canada signed the *IIBA*. The *IIBA* created co-management committees for these protected areas in Nunavut. Inuit, from Coral Harbour, and Environment and Climate Change Canada co-manage the Qaqsauqtuuq and Ikkattuaq Migratory Bird Sanctuaries through the Irniurviit Area Co-Management Committee (ACMC).

Part of the Irniurviit ACMC's mandate is to write management plans for the Migratory Bird Sanctuaries. The Irniurviit ACMC completed draft management plans and is holding community meetings **26-28 November 2019 in Coral Harbour at the Parish Hall** to discuss their content and get feedback. Everyone is welcome! Choose among these options:

Tuesday, 26 November: 7:00PM
Wednesday, 27 November: 2:00PM or 7:00PM
Thursday, 28 November: 2:00PM or 7:00PM

We realize that not everyone can attend these meetings. The Irniurviit ACMC is also welcoming input on the management plans via email. We ask that you provide all written input by **Thursday, 28 November 2019** to JF Dufour, Vice-Chair of the Irniurviit ACMC (jean-francois.dufour2@canada.ca; 867-669-4766).

Sincerely,

Noah Kadlak
Chair, Irniurviit ACMC

Community Meetings

about the draft management plans for Qaqsauqtuuq and Ikkattuaq Migratory Bird Sanctuaries

ᐃᕐᓂᐅᕐᕖᑦ
ᐊᐅᓚᑦᑎᔨᐅᖅᑲᑕᐅᓂᖅᒧᑦ
ᑲᑎᒪᔨᕋᓛᑦ

IRNIURVIIT AREA
CO-MANAGEMENT
COMMITTEE

- See the content of the draft Management Plans and provide your input
- Meet the Irniurviit Area Co-management Committee members
- Refreshments will be served
- Share your knowledge and stories about Qaqsauqtuuq and Ikkattuaq
- Learn more about the Migratory Bird Sanctuaries
- Door Prizes

Everyone welcome!

Where: **Parish Hall**

When:
Nov 26 - Open House 1:30-4:30
Nov 27 - Presentation at 2:00pm and 7:00pm
Nov 28 - Presentation at 2:00pm and 7:00pm

~ For more information call Ron Ningeongan (KIA) at 867-925-8136 ~

ᓄᓇᓕᖕᓂ ᑲᑎᒪᔾᔪᑎᖃᕐᓂᖅ

ᑎᑎᕋᖅᑕᐅᕙᓪᓕᐊᓂᖏᓐᓄᑦ ᐊᐅᓚᑦᑎᔾᔪᑎᒃᓴᓄᑦ ᐸᕐᓇᐅᑎᒃᓴᐃᑦ ᖃᖅᓴᐅᖅᑰᕐᒧᑦ ᐊᒻᒪᓗ ᐃᑲᑦᑐᐊᕐᒧᑦ ᑎᖕᒥᐊᕐᑲᕐᕕᖕᓄᑦ

ᐃᕐᓂᐅᕐᕖᑦ
ᐊᐅᓚᑦᑎᔨᐅᖃᑕᐅᓂᕐᒧᑦ
ᑲᑎᒪᔨᕋᓛᑦ

IRNIURVIIT AREA
CO-MANAGEMENT
COMMITTEE

- ᑕᑯᓗᒋᑦ ᐃᓗᓕᖏᑦ ᑎᑎᕋᖅᑕᐅᓵᖅᓯᒪᓕᖅᑐᑦ ᐊᐅᓚᑦᑎᓂᕐᒧᑦ ᐸᕐᓇᐅᑏᕐ, ᐃᓱᒪᒋᔭᑎᓪᓗ ᐅᖃᐅᓯᕆᓗᒋᑦ
- ᑲᑎᖃᑎᒋᓗᒋᑦ ᐃᕐᓂᐅᕐᕖᑦ ᐊᐅᓚᑦᑎᔨᐅᖃᑕᐅᓂᕐᒧᑦ ᑲᑎᒪᔨᕋᓛᖏᑦ
- ᑕᒧᐊᔭᒃᓴᖃᕐᓂᐊᖅᑐᑦ ᐃᒥᒐᕐᓂᒡᓗ ᑏᒥᓗ
- ᖃᐅᔨᒪᔭᕐᓂᒃ ᐅᖃᐅᓯᖃᕐᓂᐊᖅᐳᑎᑦ ᐅᓂᒃᑳᓂᒡᓗ ᑐᓴᐅᒪᔭᕐᓂᒃ ᖃᖅᓴᐅᖅᑰᕐᒥ ᐃᑲᑦᑐᐊᕐᓂᓗ
- ᐃᓕᓐᓂᐊᕈᓐᓇᕐᒥᔪᑎᑦ ᑎᖕᒥᐊᕐᑲᕐᕕᓕᕆᓂᕐᒥᒃ
- ᖃᐃᓯᒪᖅᑕᐅᔪᓂᒃ ᐊᒧᓯᖅᑕᓂᐊᖅᑐᑦ

ᑕᒪᐃᓐᓂᑦᑎᐊᖅ ᐃᓄᐃᑦ ᑐᙵᓱᒃᑎᑕᐅᕗᑦ!

ᓴᓪᓕᕐᓂ: **ᐊᔪᕿᖅᑐᐃᔨᒃᑯᑦ ᑲᑎᕕᖓᓂ**

ᖃᖓ: ᓄᕕᐱᕆ 26 - ᐃᓄᖕᓄᑦ ᒪᑐᐃᖓᑎᑦᑎᓂᖅ 1:30-ᒥᒃ 4:30-ᒧᑦ ᐅᓪᓗᑯᑦ
ᓄᕕᐱᕆ 27 - ᐅᓂᒃᑳᓕᐅᕐᓂᖅ 2:00-ᒥ ᐅᓪᓗᑯᑦ ᐊᒻᒪᓗ 7:00-ᒥ ᐅᓐᓄᒃᑯᑦ
ᓄᕕᐱᕆ 28 - ᐅᓂᒃᑳᓕᐅᕐᓂᖅ 2:00-ᒥ ᐅᓪᓗᑯᑦ ᐊᒻᒪᓗ 7:00-ᒥ ᐅᓐᓄᒃᑯᑦ

ᑐᑭᓯᒋᐊᑦᑎᐊᒃᑲᓐᓂᕈᒪᒍᕕᑦ ᐅᖃᕐᕕᐅᔪᓐᓇᖅᑐᖅ ᕘᓐ ᓂᖏᐅᙵᑦ (ᑭᕙᓪᓕᕐᒥ ᐃᓄᐃᕐ) ᐅᕙᓂ 867-925-8136

EVENT: IRNIURVIIT ACMC COMMUNITY MEETING	**LOCATION:** PARISH HALL
DATE: NOVEMBER 26, 2019 OPEN HOUSE	

LIST OF ATTENDEES

NAME (PRINT FIRST AND LAST NAME)	**NAME** (PRINT FIRST AND LAST NAME)
1 NoAH KadlAK	26
2 LUCASSIE NAKOOLAK	27
3 ELIZABETH NAKOOLAK	28
4 Louisa Kudluk	29
5 KIDLAPIK ALOGUT	30
6 Emily.Eetuk	31
7 Sandy Kudlat	32
8 Anthony Katalik	33
9 Janet Paniyuk	34
10	35
11	36
12	37
13	38
14	39
15	40
16	41
17	42
18	43
19	44
20	45
21	46
22	47
23	48
24	49

EVENT: IRNIURVIIT ACMC COMMUNITY MEETING	**LOCATION:** PARISH HALL
DATE: NOVEMBER 27, 2019 2PM	

LIST OF ATTENDEES

NAME (PRINT FIRST AND LAST NAME)	**NAME** (PRINT FIRST AND LAST NAME)
1 LOUISA KUDLUK	26
2 Mark Paniyack	27
3 Elijah Katuk.	28
4 Raymond Kudluk	29
5 ELIZABETH NAKOOLAK	30
6 Emily Eetuk	31
7 Sandy Pullat	32
8 ᔮᓂ ᑲᑦᔪᒃ	33
9 NOAH KATALUK	34
10 Bethany Kataluk	35
11 ᐅᐱᑎᓇᑕᑯ	36
12	37
13	38
14	39
15	40
16	41
17	42
18	43
19	44
20	45
21	46
22	47
23	48
24	49

EVENT: IRNIURVIIT ACMC COMMUNITY MEETING	**LOCATION:** ~~PARISH HALL~~ HAMLET
DATE: NOVEMBER 27, 2019 7PM	

LIST OF ATTENDEES

NAME (PRINT FIRST AND LAST NAME)	**NAME** (PRINT FIRST AND LAST NAME)
1 Wayne Kudluk	26
2 NOAH KATALUK	27
3 CINDY NINGEONGAN	28
4 Logan Kadlak	29
5 ᐅᐱᓇᓄᑕᑯ	30
6 Lizzie Kadlu	31
7 LUCASSIE NAKOOLAK	32
8	33
9	34
10	35
11	36
12	37
13	38
14	39
15	40
16	41
17	42
18	43
19	44
20	45
21	46
22	47
23	48
24	49

EVENT: IRNIURVIIT ACMC COMMUNITY MEETING

LOCATION: PARISH HALL

DATE: NOVEMBER 28, 2019 2PM

LIST OF ATTENDEES

NAME (PRINT FIRST AND LAST NAME)	NAME (PRINT FIRST AND LAST NAME)
1	26
2	27
3	28
4	29
5	30
6	31
7	32
8	33
9	34
10	35
11	36
12	37
13	38
14	39
15	40
16	41
17	42
18	43
19	44
20	45
21	46
22	47
23	48
24	49

EVENT: IRNIURVIIT ACMC COMMUNITY MEETING	**LOCATION:** PARISH HALL
DATE: NOVEMBER 28, 2019 7PM	HAMLET

LIST OF ATTENDEES

NAME (PRINT FIRST AND LAST NAME)	NAME (PRINT FIRST AND LAST NAME)
1 [illegible]	26
2 Lizzie Sk[illegible]ak	27
3 Lizzie K	28
4	29
5	30
6	31
7	32
8	33
9	34
10	35
11	36
12	37
13	38
14	39
15	40
16	41
17	42
18	43
19	44
20	45
21	46
22	47
23	48
24	49

ᑎᑎᕋᖅᑕᐅᕙᓪᓕᐊᓂᖏᑦ ᓱᓕ ᐊᐅᓚᑦᑎᓂᖁᑦ ᐸᕐᓇᐅᑎᒃᓴᐃᑦ

ᖃᖅᓴᐅᖅᑑᖅ ᐊᒻᒪᓗ ᐃᑲᑦᑐᐊᖅᒥ ᑎᖕᒥᐊᖃᕐᕕᐅᑎᑕᖅ

Draft Management Plans

Qaqsauqtuuq (East Bay) and Ikkattuaq (Harry Gibbons) Migratory Bird Sanctuaries

ᓴᓪᓕᖅ, ᓄᕕᐱᕆ 26-28, 2019
Coral Harbour, 26-28 November 2019

ᐃᕐᓂᐅᕐᕖᑦ
ᐊᐅᓚᑦᑎᔨᐅᕐᑲᑕᐅᓂᕐᒧᑦ
ᑲᑎᒪᔨᕋᓛᑦ

**IRNIURVIIT AREA
CO-MANAGEMENT
COMMITTEE**

ᐅᓂᒃᑳᓕᐊᓂᒃ ᑕᒪᐃᓐᓂᒃ ᑐᑭᓯᑎᑦᑎᒋᐊᕐᓂᖅ

Presentation Overview

- ᖃᐅᔨᒪᑎᑦᑎᔾᔪᑎᒃᓴᐃᑦ ᓴᐳᓐᓂᐊᖅᑕᐅᓯᒪᓂᖏᓐᓂᒃ ᓄᓇᐃᑦ ᓄᓇᕗᒻᒥ
- ᑕᑯᒃᓴᐅᑎᑦᑎᔪᑦ ᐃᓗᓕᖏᓐᓂᒃ ᑎᑎᕋᖅᑕᐅᕙᓪᓕᐊᓂᖏᓐᓂᒃ ᓱᓕ ᐊᐅᓚᑦᑎᓂᕐᒧᑦ ᐸᓇᐅᑎᒃᓴᓂᒃ
- ᐃᓱᒪᒋᔭᔅᓯᓐᓂᒃ ᑕᒪᒃᑯᓂᖓ ᑐᓴᖅᑕᐅᔪᒪᖕᒪᑕ ᑎᑎᕋᑕᐅᕙᓪᓕᐊᓂᖏᓐᓂᒃ ᓱᓕ ᐊᐅᓚᑦᑎᓂᕐᒧᑦ ᐸᕐᓇᐅᑎᒃᓴᐃᑦ

- Information on protected areas in Nunavut
- Show you the content of the Draft Management Plans
- Get your input and comments on the Draft Management Plans

ᒥᑎᕕᒃ Common Eider

© Ryan Clancy

ᑐᕝᕕᑎᑏᖅ Ruddy Turnstone

ᖃᐅᔨᒪᑎᑦᑎᕆᐊᕈᑏᑦ ᑲᓇᑕᒥ ᐆᒪᔪᖃᕐᕕᐅᑎᑕᐅᔪᓂᒃ ᐊᒻᒪᓗ ᑎᖕᒥᐊᖃᕐᕕᐅᑎᑕᐅᔪᓂᒃ ᓄᓇᕗᒻᒥ

Information on National Wildlife Areas and Migratory Bird Sanctuaries in Nunavut

ᐊᕙᑎᓕᕆᔨᕐᔪᐊᒃᑯᑦ ᑲᓇᑕᒥ ᓯᓚᐅᓪᓗ ᐊᓯᔾᔨᖅᐸᓪᓕᐊᓂᖓᓄᑦ ᑲᓇᑕᒥ

Environment and Climate Change Canada

ᐱᔾᔪᑕᐅᓂᖏᑦ ᐱᓕᕆᖃᑎᒌᒍᑕᐅᕙᖕᓂᕐᒧᑦ:
- ᓴᐳᓐᓂᐊᖅᑕᐅᓯᒪᔭᕆᐊᖃᕐᓂᖏᓄᑦ
- ᖃᐅᔨᓴᖅᑕᐅᖃᑕᕆᐊᕐᓂᖏᓐᓄᑦ
- ᑐᑭᓯᓇᖅᓯᑎᑕᐅᔭᕆᐊᖃᕐᓂᖏᓐᓄᑦ

ᑲᓇᑕᒥ ᐆᒪᔪᖃᕐᕖᑦ ᓴᐳᔾᔭᐅᓯᒪᕝᕕᖏᑦ
ᑎᖕᒥᐊᖃᕐᕕᑦ ᓴᐳᔾᔭᐅᓯᒪᕝᕕᓐᖏᑦ

Purpose of Network
- Conservation
- Research
- Interpretation

National Wildlife Areas (NWA)
Migratory Bird Sanctuaries (MBS)

CANADIAN WILDLIFE SERVICE • SERVICE CANADIEN DE LA FAUNE •

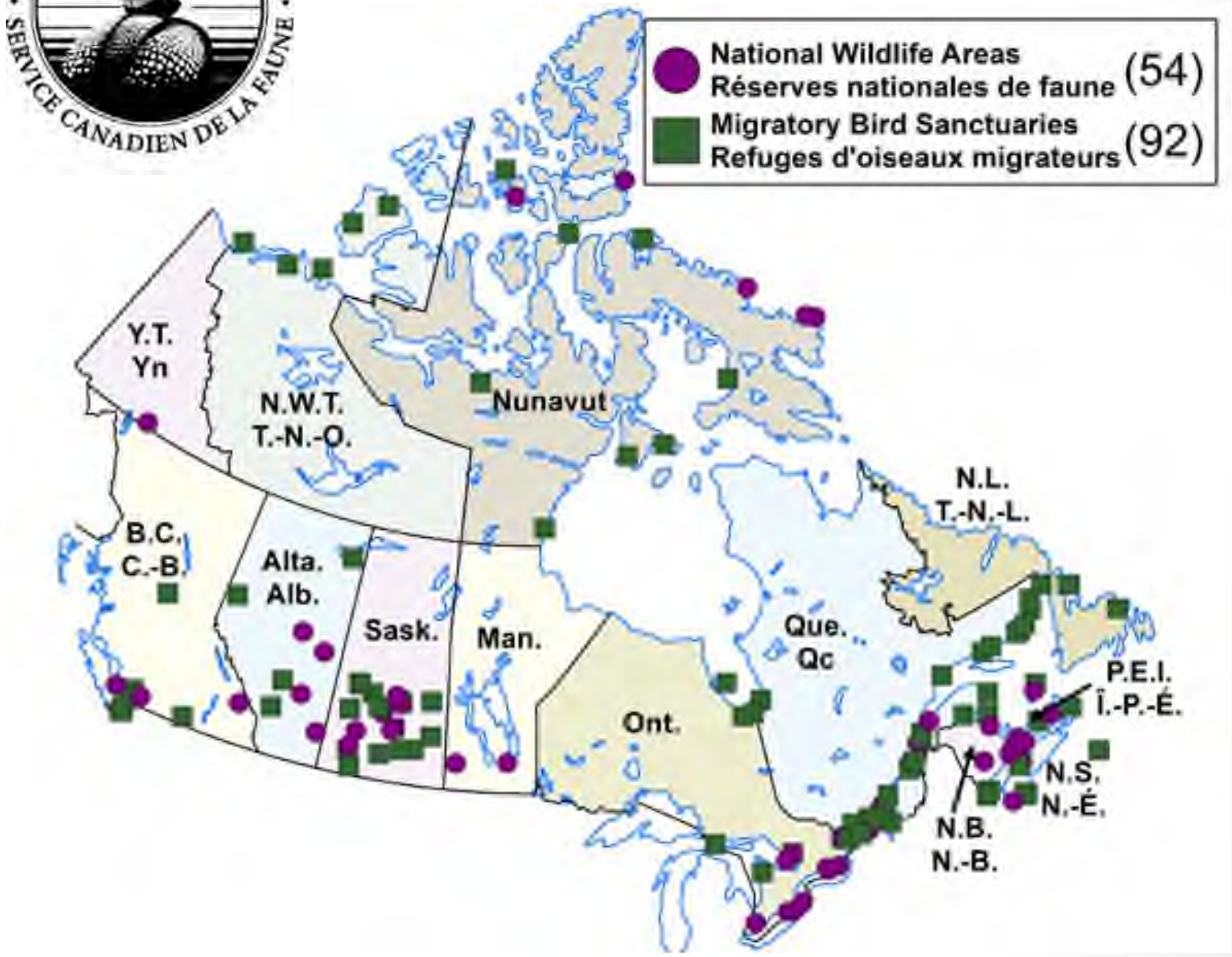
● National Wildlife Areas
Réserves nationales de faune (54)
■ Migratory Bird Sanctuaries
Refuges d'oiseaux migrateurs (92)
Y.T.
Yn
N.W.T.
T.-N.-O.
Nunavut
B.C.
C.-B.
Alta.
Alb.
Sask.
Man.
Ont.
Que.
Qc
N.L.
T.-N.-L.
P.E.I.
Î.-P.-É.
N.S.
N.-É.
N.B.
N.-B.

ᐊᖏᓂᖃᑎᒋᔪᑦ 12 ᒥᓕᔭᓐ
Hᐃᐊᒃᑕᓂᒃ ᑕᒪᕐᒥᒃ ᑲᑎᑦᑐᒋᑦ
ᐊᖏᓂᖏᑦ
12 million hectares in total

ᐊᕙᑎᓕᕆᔨᕐᔪᐊᒃᑯᑦ ᑲᓇᑕᒥ ᓯᓚᐅᓪᓗ ᐊᓯᔾᔨᖅᐸᓪᓕᐊᓂᖕᒐᓄᑦ ᑲᓇᑕᒥ
Environment and Climate Change Canada

	ᑎᖕᒥᐊᖅᑲᕐᕖᑦ ᓴᐳᔾᔭᐅᓯᒪᕝᕕᖏᑦ	**ᑲᓇᑕᒥ ᐆᒪᔪᖃᕐᕖᑦ ᓴᐳᔾᔭᐅᓯᒪᕝᕕᖏᑦ**
ᓴᐳᓂᐊᕈᑕᐅᓂᕐᒧᑦ ᑐᕌᒐᖅᑲᖅᑐᑦ	ᑎᖕᒥᐊᑦ	ᑕᒪᕐᒥᒃ ᐆᒪᔪᐃᑦ
ᓴᐳᓂᐊᖅᑕᐅᓯᓂᖏᓐᓄᑦ ᐊᑐᕐᓂᖏᑦ	ᐅᓪᓗᖃᕐᕕᖏᑦ /ᐃᕙᕕᖏᑦ/ ᓄᓕᐊᕐᕕᖏᑦ	ᐊᕐᕋᒍᓕᒫᖅ
ᒪᓕᒐᖅᑎᒍᑦ	*ᑎᖕᒥᐊᕐᓕᕆᓂᕐᒥᒃ ᑲᑎᒪᕐᔪᐊᕈᑕᐅᓯᒪᔪᑦ ᒪᓕᒐᐃᑦ*	*ᑲᓇᑕᒥ ᐆᒪᔪᓕᕆᓂᕐᒧᑦ ᒪᓕᒐᐃᑦ*

	MBS	**NWA**
Protection Focus	Migratory birds	All wildlife
Protection Period	Nesting/breeding season	Year-round
Legal Basis	*Migratory Birds Convention Act*	*Canada Wildlife Act*

ᐃᓄᐃᑦ ᐊᒃᑐᖅᑕᐅᓯᒪᓂᖏᓐᓄᑦ ᐱᕚᓪᓕᕈᑕᐅᔪᓐᓇᖅᑐᓄᓪᓗ ᐊᖏᕈᑎ (2008; 2016)
Inuit Impact and Benefit Agreement (2008; 2016)

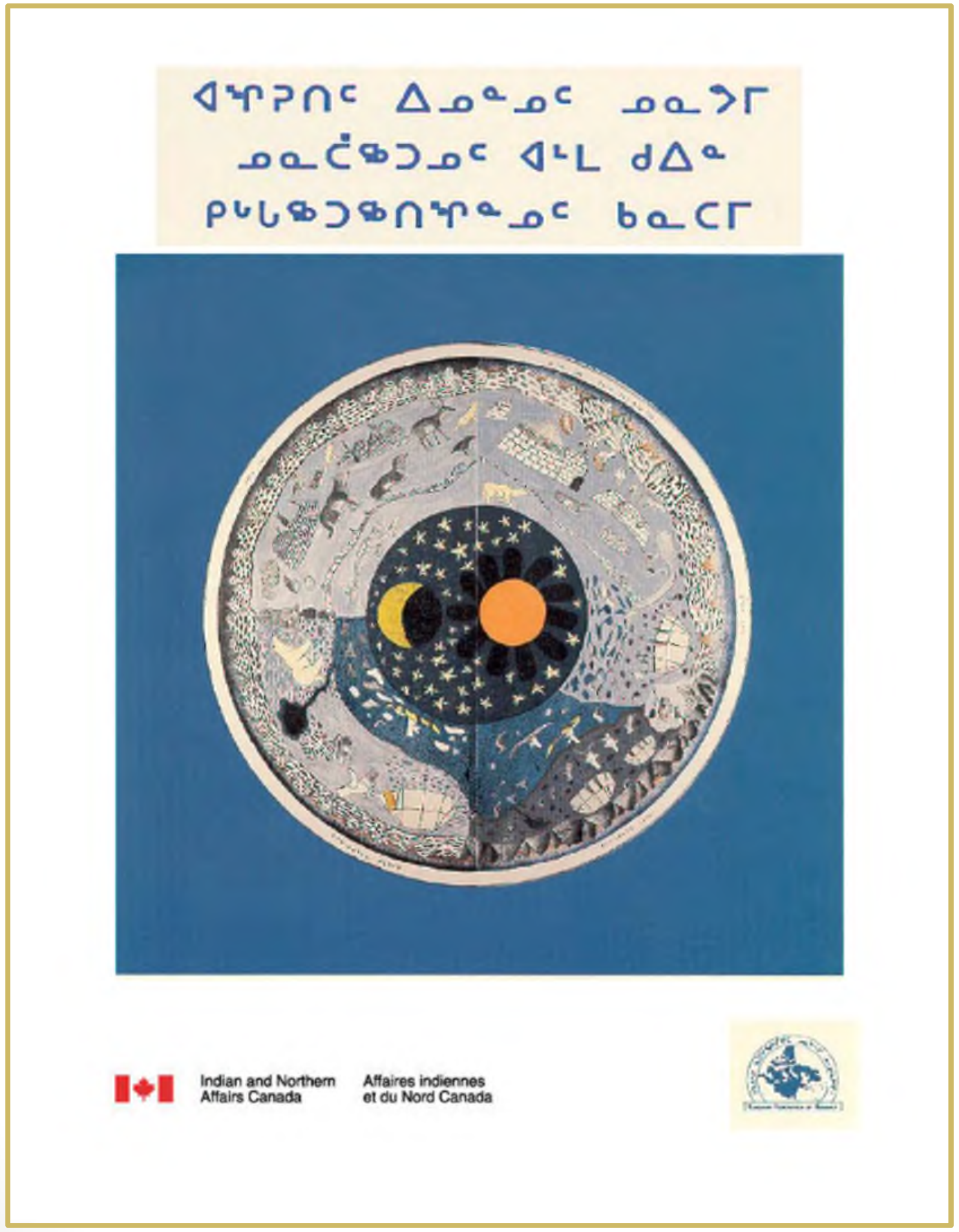

ᐊᖏᕈᑎᑦ ᐃᓄᓐᓄᑦ ᓄᓇᕗᒥ
ᓄᓇᑖᖅᑐᓄᑦ ᐊᒻᒪ ᑯᐃᓐ
ᑭᒡᒐᖅᑐᖅᑎᖏᓐᓄᑦ ᑲᓇᑕᒥ

Indian and Northern Affairs Canada
Affaires indiennes et du Nord Canada

INUIT IMPACT AND BENEFIT AGREEMENT
for National Wildlife Areas and Migratory Bird Sanctuaries
in the Nunavut Settlement Area

between

The Inuit of the Nunavut Settlement Area, represented by:
Nunavut Tunngavik Incorporated
The Kitikmeot Inuit Association
The Kivalliq Inuit Association
The Qikiqtani Inuit Association
The Nangmautaq Hunters and Trappers Organization
and
Her Majesty the Queen in Right of Canada, represented by
The Minister of Environment

2016 TO 2023
INUIT IMPACT
AND BENEFIT
AGREEMENT

FOR NATIONAL WILDLIFE
AREAS AND MIGRATORY BIRD
SANCTUARIES IN THE NUNAVUT
SETTLEMENT AREA

Environment and Climate Change Canada
Environnement et Changement climatique Canada

ᐃᓄᐃᑦ ᐊᒃᑐᖅᑕᐅᓯᒪᓂᖏᓐᓄᑦ ᐱᕚᓪᓕᕈᑕᐅᔪᓐᓇᖅᑐᓄᓪᓗ ᐊᖏᕈᑎ (2008; 2016)

Inuit Impact and Benefit Agreement (2008; 2016)

- ᐃᓱᒪᓕᐅᕈᑕᐅᕙᒃᑐᑦ ᐱᔾᔪᑎᖃᖅᑐᑦ ᑎᖕᒥᐊᖃᕐᕕᖕᓂᒃ ᐊᒻᒪᓗ ᐆᒪᔪᖃᕐᕕᖕᓂᒃ ᓴᖏᔪᒥᒃ ᐃᒃᐱᒍᓱᒋᐊᖃᖅᐳᑦ ᑕᐃᒃᑯᓂᖓ **ᐃᓄᐃᑦ ᖃᐅᔨᒪᔭᑐᖃᖏᓐᓂᒃ**
- ᐃᓕᑕᕆᔭᐅᓯᒪᕗᑦ ᐊᐅᓚᑦᑎᔨᐅᖃᑕᐅᔭᕆᐊᖃᕐᓂᖏᑦ ᐃᓄᐃᑦ ᑎᖕᒥᐊᖃᕐᕕᖕᓂᒃ ᐊᒻᒪᓗ ᐆᒪᔪᖃᕐᕕᐅᔪᓂᒃ
  - ᐱᒻᒪᕆᐅᓂᖏᑦ ᐃᓚᒋᔭᐅᖃᑕᐅᓂᖏᑦ ᐊᖏᕈᑎᑎᒍᑦ: **ᐊᐅᓚᑦᑎᔨᐅᖃᑕᐅᓂᕐᒧᑦ ᑲᑎᒪᔨᕋᓛᑦ**

- Decisions for Migratory Bird Sanctuaries and National Wildlife Areas strongly influenced by **Inuit Qaujimajatuqangit**
- Guarantees co-management of Migratory Bird Sanctuary and National Wildlife Areas
  - Important feature: **Area Co-Management Committees**

ᐊᐅᓚᑦᑎᔨᐅᖃᑕᐅᓂᕐᒧᑦ ᑲᑎᒪᔨᕋᓚᑦ
Area Co-Management Committees (ACMCs)

- 9-ᖑᔪᑦ ᐊᐅᓚᑦᑎᔨᐅᖃᑕᐅᓂᕐᒧᑦ ᑲᑎᒪᔨᕋᓛᖑᖕᒥᔪᑦ ᓄᓇᕗᒻᒥ, ᐊᐅᓚᑦᑎᔨᐅᖃᑕᐅᕙᒃᑐᑦ 13-ᖑᔪᓂᒃ ᓴᐳᓐᓂᐊᖅᑕᐅᓯᒪᕝᕕᐅᔪᓂᒃ ᓄᓇᓂᒃ
- ᑲᑎᒪᔨᖃᓲᖑᓪᓗᑎᒃ ᑕᓪᓕᒪᓂᒃ 5 ᐃᓄᖕᓂᒃ ᖃᓂᒋᔭᖏᓐᓂ ᓄᓇᓕᓂᖓᖅᓯᒪᔪᓂᒃ ᐊᒻᒪᓗ ᐃᓚᖃᖅᓱᑎᒃ ᐊᑕᐅᓯᕐᒥᒃ 1 ᑲᓇᑕᒥ ᐆᒪᔪᓕᕆᔨᒃᑯᑦ ᐱᓕᕆᕕᖓᓐᓂ (ᐊᕙᑎᓕᕆᔨᒃᑯᓐᓂᒃ ᓯᓚᐅᓪᓗ ᐊᓯᔾᔨᖅᐸᓪᓕᐊᓂᖓᓂᒃ)

- 9 ACMCs were created in Nunavut to co-manage the 13 protected areas
- Made up of 5 people from the associated community and 1 from Canadian Wildlife Service (Environment and Climate Change Canada)

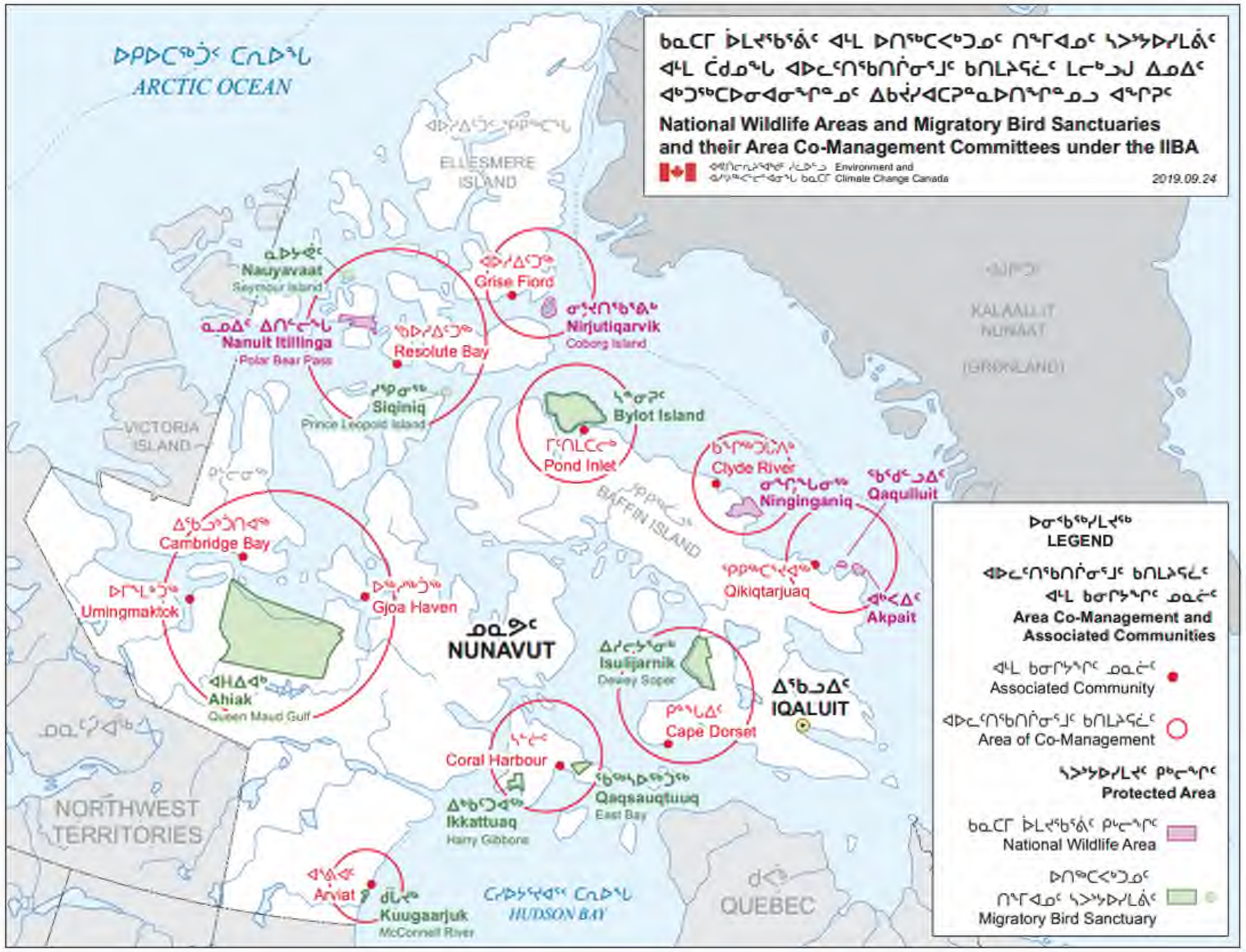
National Wildlife Areas and Migratory Bird Sanctuaries and their Area Co-Management Committees under the IIBA
Environment and Climate Change Canada
2019.09.24
ARCTIC OCEAN
ELLESMERE ISLAND
Nauyavaat
Seymour Island
Grise Fiord
Nirjutiqarvik
Coburg Island
Nanuit Itillinga
Polar Bear Pass
Resolute Bay
Siqiniq
Prince Leopold Island
Bylot Island
Pond Inlet
Clyde River
Ninginganiq
Qaqulluit
VICTORIA ISLAND
BAFFIN ISLAND
Cambridge Bay
Umingmaktok
Gjoa Haven
Qikiqtarjuaq
Akpait
NUNAVUT
Ahiak
Queen Maud Gulf
Isulijarnik
Dewey Soper
Cape Dorset
IQALUIT
KALAALLIT NUNAAT (GREENLAND)
Coral Harbour
Qaqsauqtuuq
East Bay
Ikkattuaq
Harry Gibbons
NORTHWEST TERRITORIES
Arviat
Kuugaarjuk
McConnell River
HUDSON BAY
QUEBEC
LEGEND
Area Co-Management and Associated Communities
Associated Community
Area of Co-Management
Protected Area
National Wildlife Area
Migratory Bird Sanctuary

- ᐃᕐᓂᐅᕐᕕᒃᑯᑦ ᐊᐅᓚᑦᑎᔩᐅᖃᑕᐅᓂᕐᒧᑦ ᑲᑎᒪᔩᖃᓛᖏᑦ ᑲᑎᒪᔨᖑᓚᐅᖅᑐᑦ 2012-ᒥ
- ᑕᓪᓕᒪᓂᒃ 5 ᑲᑎᒪᔩᖃᖅᑐᑦ ᓴᓪᓕᕐᒥᐅᑕᓂᒃ
    - **ᓄᐊ ᑲᓪᓚᒃ (ᐃᒃᓯᕙᐅᑕᖅ)**
    - **ᐋᓂ ᓂᖏᐅᖓᓐ**
    - **ᓘᐃᓴ ᑲᓪᓚᒃ**
    - **ᐅᐃᓕ ᐋᑕᒻᔅ**
    - **ᐊᑕᐅᓯᖅ ᐃᓄᖃᖏᑦᑐᖅ**
- ᐊᑕᐅᓯᕐᒥᒃ 1 ᑲᓇᑕᒥ ᐆᒪᔪᓕᕆᔩᒃᑯᑦ ᐱᓕᕆᕕᖕᒐᓂ ᑲᑎᒪᔩᖃᕆᕗᑦ: **ᔾᔩ-ᐃᐊᕝ ᑐᕘᐊ (ᐃᒃᓯᕙᐅᑕᐅᑉ ᑐᖏᓕᖓᓂᒃ)**
- ᐃᑲᔪᖅᑕᐅᔪᖅ ᐆᒧᖓ **ᕌᓐ ᓂᖏᐅᖓᓐ (ᑭᕙᓪᓕᕐᒥ ᐃᓄᐃᑦ ᑲᑐᔾᔨᖃᑎᒌᑦ)**

- Irniurviit ACMC was formed in 2012
- 5 members from Coral Harbour
    - **Noah Kadlak (Chair)**
    - **Annie Ningeongan**
    - **Louisa Kudluk**
    - **Willie Adams**
    - **Vacant**
- 1 member from Canadian Wildlife Service: **JF Dufour (Vice-Chair)**
- Supported by **Ron Ningeongan (KIA)**

2012

2018

ᐃᕐᓂᐅᕐᕖᑦ
ᐊᐅᓚᑦᑎᔨᐅᕐᑲᑕᐅᓂᕐᒧᑦ
ᑲᑎᒪᔨᕆᓛᑦ

IRNIURVIIT AREA
CO-MANAGEMENT
COMMITTEE

ᒪᕐᕉᒃ ᑎᖕᒥᐊᕐᕋᕐᕖᒃ ᓴᐳᓂᐊᖅᑕᐅᓯᒪᕝᕕᐅᓪᓗᑎᒃ:

- **ᖃᖅᓴᐅᖅᑑᖅᒥ**
- **ᐃᑲᑦᑐᐊᖅᒥ**

Two Migratory Bird Sanctuaries:

- **Qaqsauqtuuq**
- **Ikkattuaq**

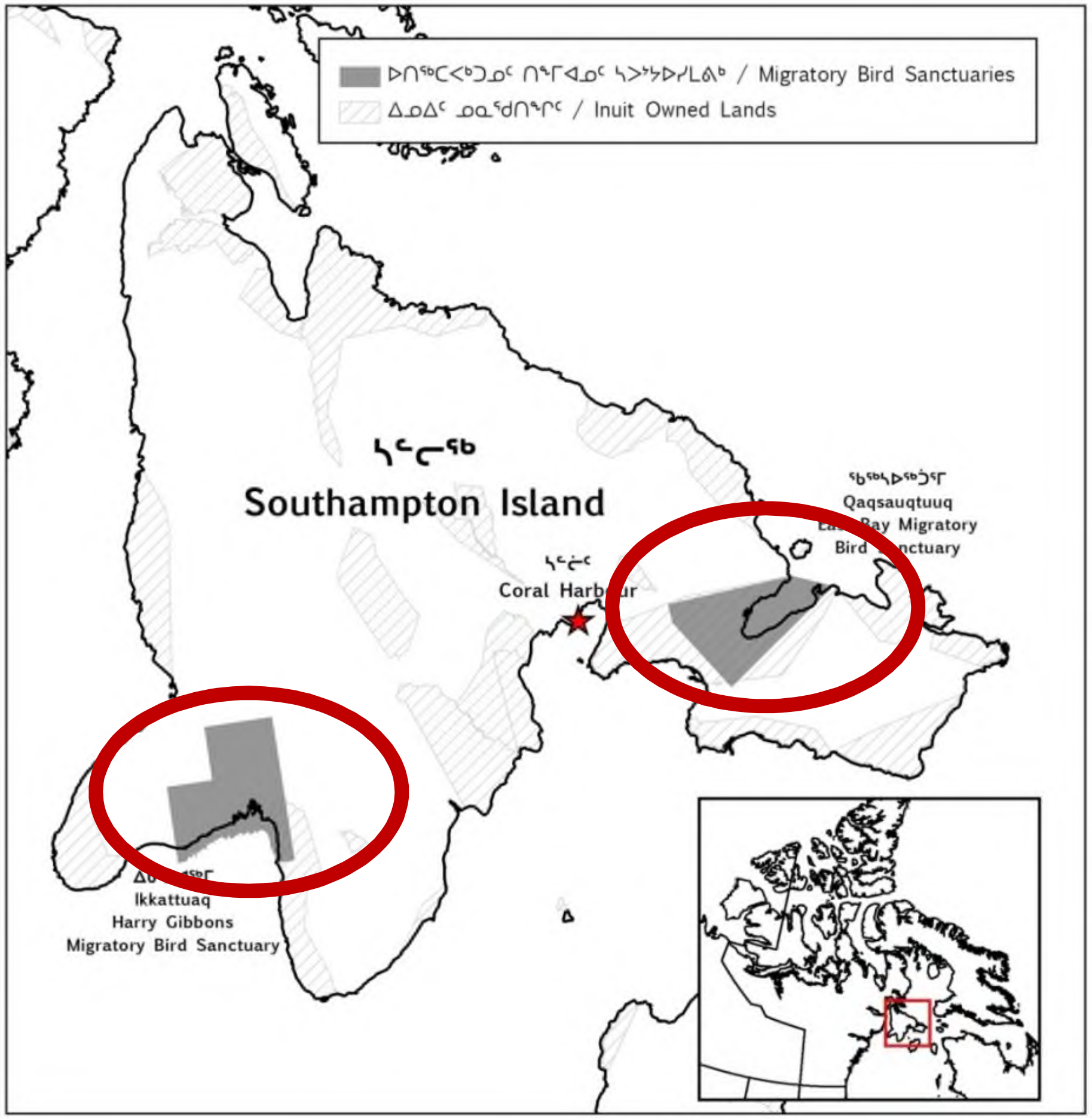
▨ ᐅᑎᖅᑕᐸᒃᑐᓄᑦ ᑎᖕᒥᐊᓄᑦ ᓴᐳᔾᔭᐅᓯᒪᕖᒃ / Migratory Bird Sanctuaries
▨ ᐃᓄᐃᑦ ᓄᓇᕐᑯᑎᖏᑦ / Inuit Owned Lands
ᓴᓪᓕᖅ
Southampton Island
ᓴᓪᓖᑦ
Coral Harb ur
ᖃᖅᓴᐅᖅᑑᕐᒥ
Qaqsauqtuuq
Ea Bay Migratory
Bird nctuary
ᐃᑲ ᖅᒥ
Ikkattuaq
Harry Gibbons
Migratory Bird Sanctuary

ᐊᐅᓚᑦᑎᔨᐅᖃᑕᐅᓂᕐᒧᑦ ᑲᑎᒪᔨᕋᓚᑦ
Area Co-Management Committees (ACMCs)

ᐊᐅᓚᑦᑎᔨᐅᖃᑕᐅᔪᑦ ᑲᑎᒪᔨᕋᓛᑦ ᐃᒪᓐᓇᐃᓕᐅᖃᑦᑕᕐᓂᐊᖅᑐᑦ:

- ᐅᖃᐅᔾᔨᕆᐊᖅᑎᐅᖃᑦᑕᕐᓗᑎᒃ ᒥᓂᔅᑕᒧᑦ ᑕᒪᐃᓐᓂᑦᑎᐊᖅ ᐱᔾᔪᑎᖃᖅᑐᓂᒃ ᑎᖕᒥᐊᖃᕐᕕᖕᓂᒃ/ᐆᒪᔪᖃᕐᕕᖕᓂᒃ ᐊᐅᓚᑦᑎᓂᕐᒥᒃ
- ᕿᒥᕐᕈᐊᖃᑦᑕᕐᓗᑎᒃ ᐱᔪᓐᓇᐅᑎᒃᓴᑖᕋᓱᖕᓂᕐᒧᑦ ᐆᒃᑐᕈᑎᓂᒃ ᑕᑕᑎᖅᑕᐅᓯᒪᔪᓂᒃ ᑐᒃᓯᕋᐅᑎᓂᒃ
- **ᓴᓇᖃᑦᑕᕐᓗᑎᒃ ᐊᐅᓚᑦᑎᔾᔪᑎᒃᓴᓂᒃ ᐸᕐᓇᐅᑎᓂᒃ**

ACMC will:

- advise the Minister on all aspects of MBS/NWA management
- review permit applications
- **develop Management Plans**

ᓱᓇᐅᖕᒪᑕ ᐊᐅᓚᑦᑎᔾᔪᑎᒃᓴᕐᓄᑦ ᐸᕐᓇᐅᑏᑦ?
What is a management plan?

- ᐱᔪᓐᓇᐅᑕᐅᕙᒃᑐᑦ ᐊᐅᓚᑦᑎᔨᐅᖃᑕᐅᓂᕐᒧᑦ ᑲᑎᒪᔨᕋᓚᑦ ᐅᖃᐅᓯᖃᕈᓐᓇᕐᓂᖏᓐᓂᒃ ᑕᑯᑎᑦᑎᔪᓐᓇᕐᓂᕐᒧ ᑕᐅᑐᒐᕆᔭᖏᓐᓂᒃ ᖃᓄᐃᓕᖓᔭᕆᐊᖃᕐᓂᖏᓐᓂᒃ ᓴᐳᓐᓂᐊᖅᑕᐅᓯᒪᔪᑦ
- ᓇᓗᓇᐃᔭᐃᔨᐅᕙᓪᓗᑎᒃ ᒪᓕᒃᑕᐅᓂᐊᖅᑐᓂᒃ ᐃᓱᒪᓕᐅᖅᑎᐅᕙᖕᓂᖅ ᐱᔾᔪᑎᖃᖅᑐᓂᒃ ᓴᐳᓐᓂᐊᖅᑕᐅᓯᒪᔪᓂᒃ ᓄᓇᓂᒃ
- ᐅᓂᒃᑳᖅᐸᒃᑐᑦ ᐱᒻᒪᕆᐅᓂᖏᓐᓂᒃ ᐃᓕᖅᑯᓯᑐᖃᕐᒥᒍᑦ ᐊᕙᑎᖏᓐᓂᓪᓗ ᖃᓄᐃᓕᖓᓂᖏᓐᓂᒃ
- ᐅᓂᒃᑳᖅᓯᒪᑦᑎᐊᖅᑐᑦ ᖃᓄᖅ ᐱᓕᕆᕕᐅᔪᓐᓇᕐᓂᖏᓐᓂᒃ ᓄᓇᖏᑦ ᐊᒻᒪᓗ ᖃᓄᖅ ᐱᓕᕆᕕᐅᔪᓐᓇᓐᖏᓐᓂᖏᓐᓂᒃ ᓄᓇᖏᑦ

- Allows the Area Co-Management Committees to share their vision of the protected area
- Guides decision making for the protected area
- Describes important cultural and environmental aspects
- States which activities are permitted and not permitted

Environment and Climate Change Canada Environnement et Changement climatique Canada

2019

QAQSAUQTUUQ (EAST BAY) MIGRATORY BIRD SANCTUARY MANAGEMENT PLAN

[Draft 1.1; April 2019]

Environment and Climate Change Canada Environnement et Changement climatique Canada

2019

IKKATTUAQ (HARRY GIBBONS) MIGRATORY BIRD SANCTUARY MANAGEMENT PLAN

[Draft 1.1; April 2019]

ᐊᐅᓚᑎᔾᔪᑎᒃᓴᐃᑦ ᐸᕐᓇᐅᑏᑦ: ᐱᓕᕆᐊᖑᕙᓪᓕᐊᖃᑕᐃᓇᕐᓂᖏᑦ
Management Plans: *Steps*

ᐱᕙᓪᓕᐊᓂᖏᓐᓂ ᓯᕗᓪᓕᖅ 1 ᖃᐅᔨᒪᔾᔪᑎᒃᓴᓇᓂᐊᖅᑕᖏᓂᒃ ᑲᑎᖅᓱᐃᓂᖅ	☑	Step 1 Collect Information
ᐱᕙᓪᓕᐊᓂᖏᓐᓂ ᑐᒡᓕᖅ 2 ᑐᑭᓕᐅᖅᑕᐅᓗᑎᒃ ᑕᐅᑐᒐᓇᔭᐅᔪᑦ ᓯᕗᓂᒃᓴᒧᑦ, ᑐᕌᒐᓇᔭᐅᔪᑦ, ᐃᓂᖅᑕᐅᓯᒪᓂᐊᖅᑐᓪᓗ	☑	Step 2 Articulate Vision, Goals, and Objectives
ᐱᕙᓪᓕᐊᓂᖏᓐᓂ ᐱᖓᔪᖓᑦ 3 ᑎᑎᕋᖅᑕᐅᕙᓪᓕᐊᓗᑎᒃ ᐊᐅᓚᑦᑎᓂᓇᓂᐊᖅᑕᖏᓐᓄᑦ ᐸᕐᓇᐅᑎᒃᓴᖏᑦ	☑	Step 3 Draft the Management Plan
ᐱᕙᓪᓕᐊᓂᖏᓐᓂᒃ ᓯᑕᒪᖓᑦ 4 ᓄᓇᓕᖕᓂ ᑲᑎᒪᓂᑦᑎᓂᖏᑦ ᐱᔾᔪᑎᒋᓗᒋᑦ ᑎᑎᕋᖅᑕᐅᓵᖅᓯᒪᔪᑦ ᐊᐅᓚᑦᑎᔾᔪᑎᒃᓴᓄᑦ ᐸᕐᓇᐅᑎᖏᓐᓂᒃ	☐ **ᑕᒫᓃᓕᖅᑐᒍᑦ ᒫᓐᓇ** **Where we are**	Step 4 Community Meetings about the draft Management Plan
ᐱᕙᓪᓕᐊᓂᖏᓐᓂ ᑕᓪᓕᒪᖓᑦ 5 ᓄᓇᕗᒻᒥ ᐆᒪᔪᓕᕆᔨᕐᔪᐊᒃᑯᑦ ᑲᑎᒪᔨᖏᓐᓄᑦ ᐊᒻᒪᓗ ᑲᓇᑕᐅᑉ ᒥᓂᔅᑕᖓᓄᑦ ᐊᕙᑎᓕᕆᓂᕐᒧᑦ ᐊᖏᕈᑕᐅᓗᑎᒃ	☐	Step 5 Nunavut Wildlife Management Board and federal Minister of the Environment Approvals
ᐊᑐᓕᖅᑎᑕᐅᓗᑎᒃ ᐊᐅᓚᑦᑎᔾᔪᑎᒃᓴᐃᑦ ᐸᕐᓇᐅᑎᖏᑦ	☐	Implement the Management Plan

ᐃᓗᓕᖏᑦ ᑎᑎᕋᖅᑕᐅᕙᓪᓕᐊᔪᑦ ᓱᓕ ᐊᐅᓚᑦᑎᔾᔨᑎᒃᓴᓂᑦ ᐸᕐᓇᐅ% ᖃᖅᓴᐅᖅᑑᕐᒧᑦ ᐊᒻᒪᓗ ᐃᒃᑦᑐᐊᕐᒧᑦ ᑎᖕᒥᐊᖃᕐᕕᖕᓂᑦ

Content of the Draft Management Plans for the Qaqsauqtuuq and Ikkattuaq Migratory Bird Sanctuaries

ᐃᓗᓕᖏᑦ ᐊᐅᓚᑦᑎᔾᔪᑎᒃᓴᐃᑦ ᐸᕐᓇᐅᑏᑦ
Content of the Management Plans

- ᐅᓂᒃᑳᑦᑎᐊᖅᑐᑦ ᑎᖕᒥᐊᖅᑲᕐᕖᑦ ᖃᓄᐃᓕᖓᓂᖏᓐᓂᒃ
- ᐊᕙᑎᖓᓂ ᓄᓇᒥᐅᑕᐃᓪᓗ ᐆᒪᔪᐃᓪᓗ ᐱᑕᖃᕐᓂᖏᓐᓂᒃ ᑕᒫᓂ
- ᐱᐅᓯᑐᖃᖅᑎᒍᑦ ᐊᕙᑎᒥᐅᑕᖏᑦ ᓱᓇᑕᖃᕐᓂᖏᓪᓗ
- ᑕᐅᑐᒐᕆᔭᐅᔪᑦ, ᑐᕌᒐᕆᔭᐅᔪᑦ ᐊᒻᒪᓗ ᐱᓕᕆᐊᖑᐊᓂᒍᒪᓂᐊᖅᑐᑦ
- ᐊᐅᓚᑦᑎᓂᕐᒧᑦ ᐃᓱᒪᒃᓴᖅᓯᐅᕈᑎᒃᓴᐃᑦ - ᓱᓇᑐᐃᓐᓴᐃᑦ ᐃᓱᒪᒃᓴᖅᓯᐅᕈᑕᐅᓂᖏᑦ ᐊᐅᓚᑦᑎᓂᕐᒧᑦ ᑎᖕᒥᐊᖅᑲᕐᕕᖕᓂ

- Description of the Migratory Bird Sanctuaries
- Ecological resources
- Cultural resources
- Vision, goals and objectives
- Management Considerations – things to consider in managing the Migratory Bird Sanctuaries

© Michael Janssen

ᐱᑦᓯᐅᓛᖅ Black Guillemot

ᐃᓗᓕᖏᑦ ᐊᐅᓚᑦᑎᔾᔪᑎᒃᓴᐃᑦ ᐸᕐᓇᐅᑏᑦ
Content of the Management Plans

- ᐊᐅᓚᑦᑎᓂᕐᒧᑦ ᖃᓄᐃᓕᖓᓂᐊᕐᓂᖏᑦ - ᖃᓄᐃᓕᐅᕐᓂᐊᕐᒪᖔᑕ ᑎᑭᐅᑎᔪᒪᓂᕐᒧᑦ ᑐᕋᒐᕆᔭᐅᔪᓄᑦ ᐊᒻᒪᓗ ᐱᓕᕆᐊᖑᐊᓂᒍᒪᓂᐊᖅᑐᓄᑦ
- ᐊᖏᕈᑕᐅᓯᒪᔪᑦ ᐱᓕᕆᐊᖑᔪᓐᓇᕐᓂᖅ ᑎᑭᓯᒪᕝᕕᐅᔪᓐᓇᕐᓂᖏᓄᓪᓗ - ᖃᓄᐃᑦᑑᓂᖏᑦ ᐱᓕᕆᐊᖑᓂᐊᖅᑐᑦ ᐱᔪᓐᓇᐅᑎᖃᕆᐊᓖᑦ ᐊᒻᒪᓗ ᑭᓇᒃᑰᓂᖏᑦ ᐱᔪᓐᓇᐅᑎᖃᕆᐊᖃᕐᓂᐊᖅᑐᑦ
- ᓄᓇᐃᑦ ᖃᓄᐃᓕᖓᔪᒥᒃ ᑎᒃᑯᐊᖅᑕᐅᓯᒪᓂᖏᑦ: ᒫᓐᓇᐅᔪᖅ ᑎᖕᒥᐊᖃᕐᕕᐅᑎᑕᐅᔪᖅ
- ᐊᐅᓚᑦᑎᔾᔪᑎᒃᓴᐃᑦ ᐸᕐᓇᐅᑏᑦ ᐊᑐᓕᖅᑎᑦᑕᐅᓂᖏᑦ ᐊᒻᒪᓗ ᐱᓕᕆᖃᑎᒌᒎᑕᐅᕙᖕᓂᖏᑦ

- Management Approaches – what we will do to achieve the goals and objectives
- Authorized Activities and Access – what activities require a permit, who requires a permit
- Site designation: currently a Migratory Bird Sanctuary
- Management Plan implementation and collaboration

© Ryan Clancy

ᖃᓄᖅ ᐱᕙᓪᓕᐊᒋᐊᓕᓚᐅᖅᓯᒪᖕᒪᖔᑕ
Historical Background

© Nick Docken

ᑲᖑ ᖃᕕᖅ
Snow goose

ᖃᖅᓴᐅᖅᑰᕐᒥ ᑎᖕᒥᐊᖃᕐᕕᐅᓂᖓᓂ
Qaqsauqtuuq

- ᐱᓐᖑᖅᑎᑕᐅᓚᐅᖅᓯᒪᔪᖅ 1959-ᖑᑎᓪᓗᒍ ᓴᐳᓐᓂᐊᖅᑕᐅᓇᓱᒃᓱᑎᒃ ᑲᖑᐃᑦ, ᓂᕐᓕᕐᓇᐃᓪᓗ
- “ᖃᖅᓴᐅᖅᑐᖅ” - ᖃᖅᓴᐅᖅᑰᓕᐊᓗᒃ ᑕᓯᕐᔪᐊᖅ ᑕᓛᓂ
- ᑎᑎᕋᖅᑕᐅᕙᓪᓕᐊᓂᖏᑦ ᓱᓕ ᐊᐅᓚᑦᑎᔾᔪᑎᒃᓴᐃᑦ ᐸᕐᓇᐅᑎᒃᓴᐃᑦ

- Established in 1959 to protect Snow Geese and Brant from disturbance
- “Kouksauktow” – Bay of red-throated loons
- Draft management plan in 1986

© Jim Leafloor

ᖃᖅᓴᐅᖅ Red-throated loon

ᐃᒃᑲᑦᑐᐊᕐᒥ ᑎᖕᒥᐊᖃᕐᕕᒃ
Ikkattuaq

- ᐱᓐᖑᖅᑎᑕᐅᓚᐅᖅᓯᒪᔪᖅ 1959-ᖑᑎᓪᓗᒍ

  ᓴᐳᓐᓂᐊᖅᑕᐅᓇᓱᒃᓱᑎᒃ ᑲᖑᐃᑦ, ᖃᕖᑦ, ᓂᕐᓕᕐᓇᐃᓪᓗ
- ᕼᐃᐅᓕ ᒋᐱᓐᔅ ᐅᓇᐃᓐᓄᒃ
- ᑎᑎᕋᖅᑕᐅᕙᓪᓕᐊᓂᖏᑦ ᓱᓕ ᐊᐅᓚᑦᑎᔾᔪᑎᒃᓴᐃᑦ ᐸᕐᓇᐅᑎᒃᓴᐃᑦ

- Established in 1959 to protect “Blue” Goose, Snow Goose and Brant from disturbance
- Harry Gibbons Unainnuk (c. 1900-1954)
- Draft management plan in 1986

ᓄᓇᖓᑕ ᑕᐅᕙᓂ ᖃᓄᐃᓕᖓᓂᖏᑦ
Landscape



ᐃᒃᑲᑦᑐᐊᕐᒥ ᑎᖕᒥᐊᖃᕐᕕᒃ
Ikkattuaq

- ᐊᖏᓂᓕᒃ 1,433-ᓂᒃ ᓴᓂᒧᑦ ᑐᑭᒧᖅᑐ ᑭᑉᐹᓈᒃᑐᒥᒃ ᑕᒪᐃᓐᓂ ᑭᓵᒥᑕᓕᖕᓂᒃ, ᐊᒻᒪ 190 ᓴᓂᒧᑦ, ᑐᑭᒧᖅᑐ ᑕᒪᐃᓐᓂᒃ ᑭᓵᒥᑕᓂᒃ ᑕᕆᐅᕐᒥ ᐃᒪᐃᑦ
- ᐳᐊᔅᓯᐅᑉ-Boas ᑰᖓ ᓄᓇᐅᑉ ᐃᓗᑐᓂᖓᓃᑦᑐᖅ ᐊᒻᒪ ᐊᑭᐊᓃᔅᓯᑎᒃ ᑎᓂᖓᓂᐊᓘᕙᒃᑐᑦ ᓯᒡᔭᒥ ᑕᐅᕙᓂ ᐃᑲᑦᑐᐊᑉ ᑕᕆᐅᖓ
- ᓄᓇᖓ ᖃᖃᔮᖃᖏᑦᑐᖅ (ᑕᒫᓂ <60m ᒦᑕᒥᒃ ᐊᖏᓂᓕᖕᒥ) ᐃᒪᐃᔭᕐᕕᖃᑦᑎᐊᖏᑐᐊᓘᓗᓂᓗ

- 1,433 km², includes 190 km² of marine waters
- Boas River delta and the adjacent tidal flats in the Bay of God's Mercy
- Land is flat (<60m) & poorly drained

ᖃᖅᓴᐅᖅᑰᕐᒥ ᑎᖕᒥᐊᖃᕐᕕᐅᓂᖓᓂ
Qaqsauqtuuq

- ᐊᖏᓂᓕᒃ 1,124-ᓂᒃ ᓴᓂᒧᑦ ᑐᑭᒧᖅᑐ ᑭᑉᐹᓈᒃᑐᒥᒃ ᑕᒪᐃᓐᓂ ᑭᓵᒥᑕᓕᖕᒥᒃ, ᐃᓚᖃᖅᓱᓂᓗ 286-ᓂᒃ ᑭᐹᓇᒃᑐᓂ ᑕᒪᐃᓐᓂᒃ ᑕᕆᐅᕐᒥ ᐃᒪᕐᓂᒃ
- ᖃᖅᓴᐅᖅᑰᖅᒥ, ᑕᑭᓂᖃᖅᑎᒋᔪᒥᒃ 50-km ᑭᓵᒥᑕᓕᖕᒥᒃ ᑲᖏᖅᑐᖃᖅᑐᖅ
- ᓄᓇᖓ ᖃᖃᔮᖃᖏᑦᑐᖅ (ᑕᒫᓂ <120m ᒦᑕᒥᒃ ᐊᖏᓂᓕᖕᒥ) ᐃᒪᐃᔭᕐᕕᖃᑦᑎᐊᖏᑐᐊᓘᓗᓂᓗ

- 1,124 km², includes 286 km² of marine waters
- East Bay, a 50-km-long inlet
- Land is flat (<120m) & poorly drained

© Alain Fontaine

ᓄᓇᖓᑕ ᑕᐅᕙᓂ ᖃᓄᐃᓕᖓᓂᖏᑦ

Landscape

ᐃᒃᑲᑦᑐᐊᖅᒥ ᑎᖕᒥᐊᖃᕐᕕᒃ

Ikkattuaq

- ᑕᒪᕐᒥᒃᓴᒃ ᑕᒪᓐᓇ ᓄᓇ ᑲᓇᑕᐅᑉ ᒐᕙᒪᒃᑯᑦ ᓄᓇᕐᑯᑎᒋᔭᖓᑦ
- ᐊᑕᐅᓯᖅ ᑭᑉᐸᓈᖕᓂᖅ ᐃᓄᖕᓄᑦ ᓄᓇᕐᑯᑎᒋᔭᐅᔪᖅ
  - ᓄᓇᐅᑉ ᖃᖓᓃᑦᑐᓂᒃ ᐱᔪᓐᓇᐅᑎᖃᕐᕕᐅᔪᖅ

- Mostly federal crown land
- 1 parcel of Inuit Owned Land
  - Surface rights



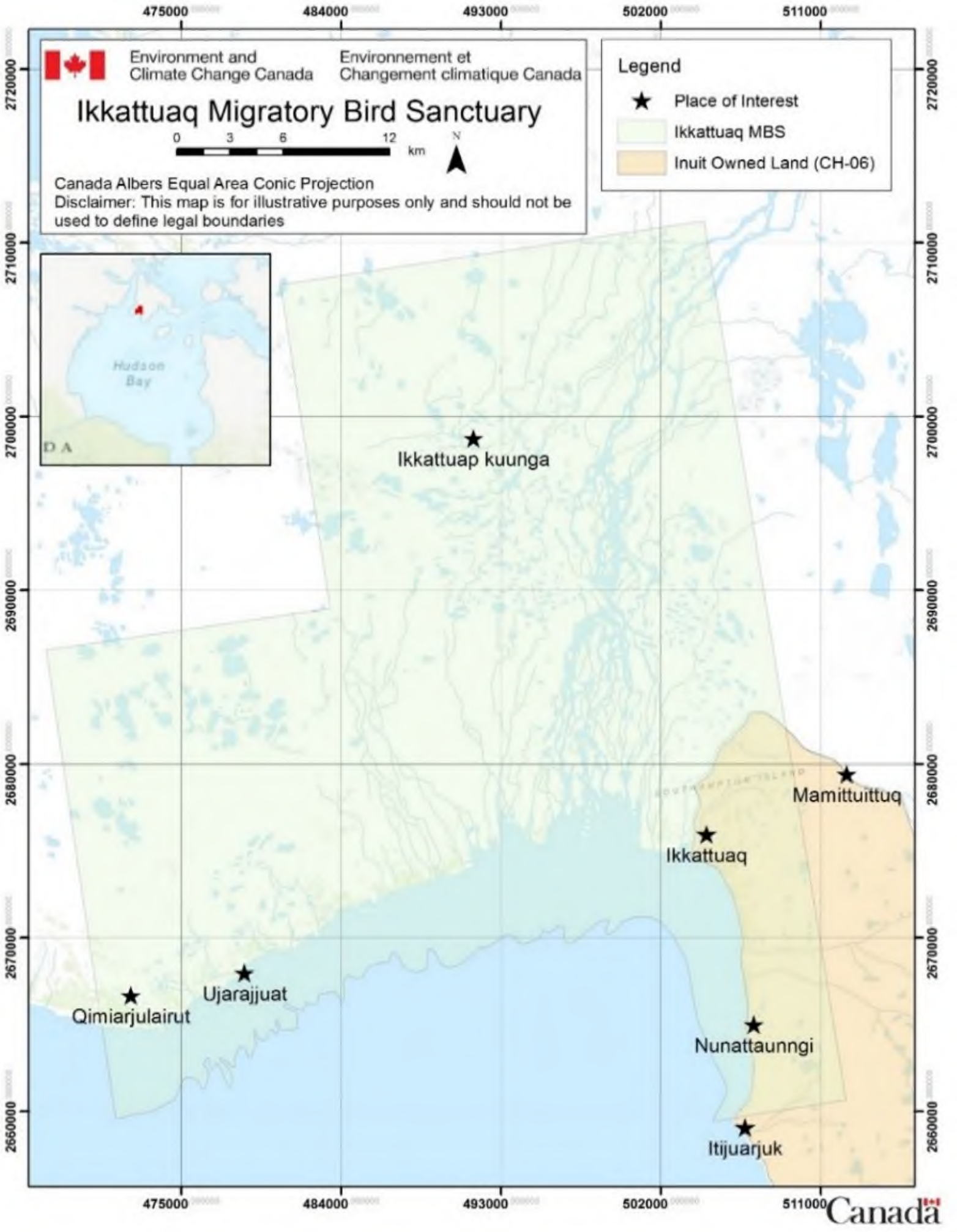
475000
484000
493000
502000
511000
2720000
2710000
2700000
2690000
2680000
2670000
2660000
Environment and Climate Change Canada
Environnement et Changement climatique Canada
Ikkattuaq Migratory Bird Sanctuary
0
3
6
12
km
N
Canada Albers Equal Area Conic Projection
Disclaimer: This map is for illustrative purposes only and should not be used to define legal boundaries
Legend
★ Place of Interest
🟩 Ikkattuaq MBS
🟧 Inuit Owned Land (CH-06)
Hudson Bay
Ikkattuap kuunga
Mamittuittuq
Ikkattuaq
Ujarajjuat
Qimiarjulairut
Nunattaunngi
Itijuarjuk
Canada

ᓄᓇᖓᑕ ᑕᐅᕙᓂ ᖃᓄᐃᓕᖓᓂᖏᑦ Landscape

ᖃᖅᓴᐅᖅᑑᕐᒥ ᑎᖕᒥᐊᖃᕐᕕᐅᓂᖓᓂ Qaqsauqtuuq

- ᑕᒪᕐᒥᒃᓴᐃᑦ ᓄᓇᖏᑦ ᑕᒫᓂ ᐃᓄᖕᓄᑦ ᓄᓇᑯᑎᖏᔭᐅᔪᑦ
  - ᓄᓇᐅᑉ ᖄᖓᓃᑦᑐᓂᒃ ᐱᓐᓇᐅᑎᖃᕐᕕᐅᔪᖅ
- ᑕᕆᐅᕐᒥ ᐃᒪᐃᑦ ᐊᒻᒪᓗ ᕿᑭᖅᑕᑯᓗᒃ - ᑲᓇᑕᐅᑉ ᒐᕙᒪᖏᓐᓄᑦ ᓄᓇᒥ
- Mostly Inuit Owned Land
  - Surface rights
- Marine waters and Qikiqtakuluk - federal

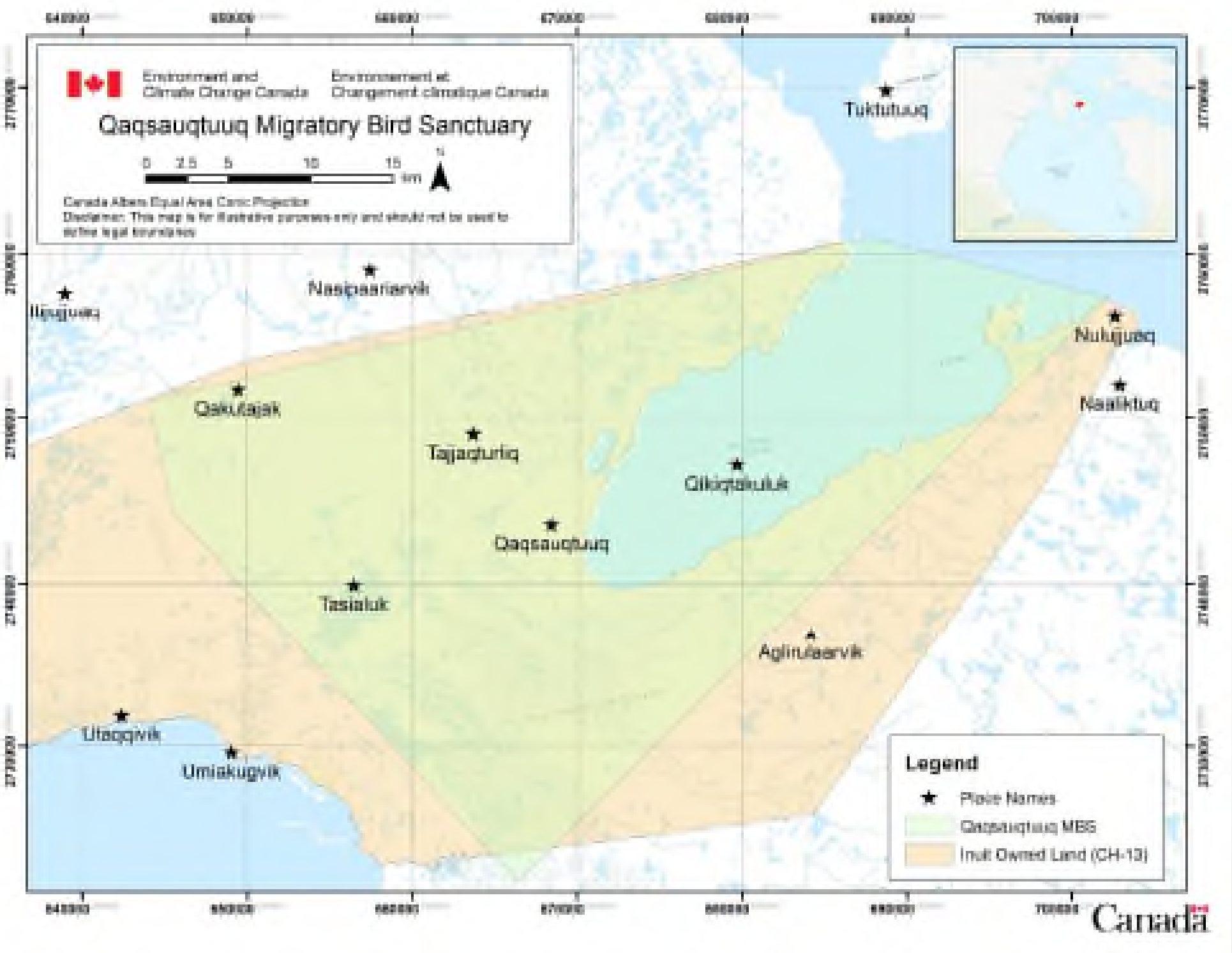
Environment and Climate Change Canada
Environnement et Changement climatique Canada
Qaqsauqtuuq Migratory Bird Sanctuary
0 2.5 5 10 15 km
N
Canada Albers Equal Area Conic Projection
Disclaimer: This map is for illustrative purposes only and should not be used to define legal boundaries
Tuktutuuq
Nasipaariarvik
Ilijjuviq
Nulujuaq
Naalikituq
Qakutajak
Tajjaqturiq
Qikiqtakuluk
Qaqsauqtuuq
Tasialuk
Aglirulaarvik
Utaqqivik
Umiakugvik
Legend
★ Place Names
🟩 Qaqsauqtuuq MBS
🟧 Inuit Owned Land (CH-13)
Canada

ᐊᕙᑎᖓᓂ ᓄᓇᒥᐅᑕᐃᓪᓗ ᐆᒪᔪᐃᓪᓗ ᐱᑕᖃᖅᑐᑦ ᑕᒫᓂ
Ecological Resources

ᐃᒃᑲᑦᑐᐊᖅᒥ ᑎᖕᒥᐊᖃᕐᕕᒃ
Ikkattuaq

- ᓄᓕᐊᕐᕕᐅᕙᖕᓂᖓ ᑕᒫᓂ ᑲᓇᑕᓕᒫᒥ ᐱᒻᒪᕆᐅᓂᖃᖅᑐᖅ ᐱᑕᖃᐃᓐᓇᕈᓐᓇᕐᓂᖏᓐᓄᑦᑲᖑᐃᑦ (5% ᐳᓴᓐᑎᒦᑦᑐᑦ) ᓂᕐᓕᕐᓇᐃᓪᓗ (1% ᐳᓴᓐᑎᒦᑦᑐᑦ)
- ᐱᒻᒪᕆᐊᓘᕗᖅ ᑎᑭᓯᒪᑲᐃᓇᕐᕕᐅᖃᑦᑕᕐᓂᕐᒧᑦ ᐊᓯᖏᓐᓄᖓᐅᕙᓪᓕᐊᓂᖏᓐᓂ ᓯᒡᔭᖅᐸᓯᐅᓂᕐᒦᓲᖑᔪᑦ ᑎᖕᒥᐊᑦ
- ᐅᖓᑕᓃᒻᒥᔪᑦ >50 ᐊᔾᔨᒌᖏᑦᑑᑏᑦ ᑎᖕᒥᐊᒐᓴᐃᑦ ᑕᒪᓃᓲᖑᖕᒥᔪᑦ
- ᖁᓕᐅᔪᑦ 10 ᐆᒪᔪᐃᑦ ᐊᒥᓲᖏᓗᐊᓕᕐᓂᖏᑦ

- Breeding habitat for nationally significant populations of Snow Geese (5%) and Brant (1%)
- Important stopover site in fall for shorebirds
- >50 species of birds
- 10 species at risk

© Nick Docken

ᓂᕐᓕᕐᓇᐃᑦ Brant

© Tom Johnson

ᑲᖑ Snow Goose

ᐊᕙᑎᖓᓂ ᓄᓇᒥᐅᑕᐃᓪᓗ ᐆᒪᔪᐃᓪᓗ ᐱᑕᖃᖅᑐᑦ ᑕᒫᓂ
Ecological Resources

ᐃᒃᑲᑦᑐᐊᖅᒥ ᑎᖕᒥᐊᖅᑲᕐᕕᒃ
Ikkattuaq

- 19-ᖑᔪᑦ ᐊᔾᔨᒋᖏᑐᑏᑦ ᐊᒫᒪᒃᑎᑦᑎᕙᒃᑐᑦ ᐱᐊᕿᖏᓐᓂᒃ ᓄᓇᒥᐅᑕᐃᑦ ᐆᒪᔪᐃᑦ ᑕᒫᓃᓲᑦ
- ᓇᓄᖃᓲᖅ ᐊᐅᔭᒃᑯᑦ ᐊᒻᒪᓗ ᑕᒪᓂ ᐃᒡᓗᖃᕐᕕᐅᓲᖑᓪᓗᑎᒃ ᓇᓄᕐᓄᑦ
- ᓇᐹᖅᑐᖃᖏᑦᑐᕐᒥᐅᑕᓄᑦ ᑐᒃᑐᖃᕐᕕᐅᕙᒃᑐᖅ, ᐃᓚᖏᓪᓗ ᓄᕐᓇᕕᐅᖃᑦᑕᖅᓯᒪᓪᓗᑎᒃ
- ᓇᑦᓯᖅᑕᖃᖅᑐᖅ ᐊᒻᒪᓗ ᐊᕐᕕᒃᑕᖃᖅᑐᖅ

- 19 species of mammals
- Polar bear summer and denning habitat
- Barren-ground caribou summer range, portions used as calving grounds in the past
- Seals and Bowhead whale

© Evan Richardson

ᓇᓄᖅ **Polar Bear**

ᑐᑦᑐ **Caribou**

ᐊᕙᑎᖓᓂ ᓄᓇᒥᐅᑕᐃᓪᓗ ᐆᒪᔪᐃᓪᓗ ᐱᑕᖃᖅᑐᑦ ᑕᒫᓂ
Ecological Resources

ᖃᖅᓴᐅᖅᑑᕐᒥ ᑎᖕᒥᐊᖃᕐᕕᐅᓂᖓᓂ
Qaqsauqtuuq

- ᓄᓚᐊᕐᕕᐅᕙᒃᑐᖅ ᐱᒻᒪᕆᐅᔪᒥᒃ ᑲᓇᑕᒥ ᐊᒥᓱᓄᑦ ᑲᖑᕐᓄᑦ (2% ᐳᓴᓐᑎᖕᒋᓂᑦᑐᓄᑦ), ᒥᑎᕐᓄᑦ (5% ᐳᓴᓐᑎᓄᑦ) ᓂᕐᓚᕐᓇᕐᓄᓪᓗ (1% ᐳᓴᓐᑎᒦᑦᑐᓐᓄᑦ)
- ᑲᓇᑕᐅᑉ ᐅᑭᐅᖅᑕᖅᑑᓂᓗᒃᑖᖓᓂ ᐊᖏᓛᖑᔪᖅ ᒥᑎᖅᑕᖃᕐᕕᐅᕙᖕᓂᖅ
- ᐅᖓᑕᓃᒻᒥᔪᑦ >90 ᐊᔾᔨᒌᖏᑦᑑᑏᑦ ᑎᖕᒥᐊᒐᓴᐃᑦ ᑕᒪᓃᓲᖑᖕᒥᔪᑦ

- Breeding habitat for nationally significant populations of Snow Geese (2%), Common Eider (5%) and Brant (1%)
- Arctic Canada's largest single colony of Common Eiders
- >90 species of birds

© Grant Gilchrist

ᒥᑎᒃ Common Eider

Photo : Ryan Clancy

ᓴᐅᕐᕿᖅ Red Phalarope

ᐊᕙᑎᖓᓂ ᓄᓇᒥᐅᑕᐃᑦᓗ ᐆᒪᔪᐃᑦᓗ ᐱᑕᖃᖅᑐᑦ ᑕᒫᓂ
Ecological Resources

ᖃᖅᓴᐅᖅᑑᕐᒥ ᑎᖕᒥᐊᖃᕐᕕᐅᓂᖓᓂ
Qaqsauqtuuq

- ᖁᓕᐅᔪᑦ 19 ᐆᒪᔪᐃᑦ ᐊᒥᓲᖏᓗᐊᓕᕐᓂᖏᑦ
- ᓇᓄᕐᓄᑦ ᐃᒡᓗᖃᕐᕕᐅᕙᒃᑐᑦ (ᓯᑎᖃᕐᕕᐅᕙᒃᑐᑦ) ᐊᐅᔭᒃᑯᑦᓗ ᓂᕿᒃᓴᖅᓯᐅᕐᕕᐅᕙᒃᑐᖅ ᓇᓄᕐᓄᑦ
- ᓇᐹᖅᑐᖃᖏᑦᑐᕐᒥᐅᑕᓄᑦ ᑐᒃᑐᖃᕐᕕᐅᕙᒃᑐᖅ, ᓄᕐᕆᕕᐅᕙᒃᓯᓂᓗ, ᓇᔪᖅᑕᐅᕙᒃᑐᕐᓗ ᐊᐅᔭᐅᓂᖓᓂ
- ᕿᓚᓗᒐᐃᑦ ᐅᒡᒋᐊᖅᑖᖅᓯᒪᓲᑦ (ᒫᕋᓛᕐᓂᒃ), ᐊᒥᔭᖃᑕᖅᓯᑎᒡᓗ, ᓂᕿᒃᓴᖅᓯᐅᕐᕕᐅᕙᒃᓯᓂᓗ ᑕᒪᒃᑯᓄᖓ
- ᐊᐃᕕᖅᑕᓕᒃ ᐊᐅᔭᒃᑯᑦ ᑕᒪᓐᓇ

- 19 species at risk
- Polar bear denning and summer foraging habitat
- Barren-ground caribou calving and summer range
- Beluga calving, molting and foraging habitat
- Walrus summer foraging habitat

© Grant Gilchrist

ᐊᐃᕕᖅ Walrus

© W. Klenner

ᕿᓚᓗᒐᖅ Beluga

ᐊᕙᑎᖓᓂ ᓄᓇᒥᐅᑕᐃᓪᓗ ᐆᒪᔪᐃᓪᓗ ᐱᑕᖃᖅᑐᑦ ᑕᒫᓂ

Cultural Resources

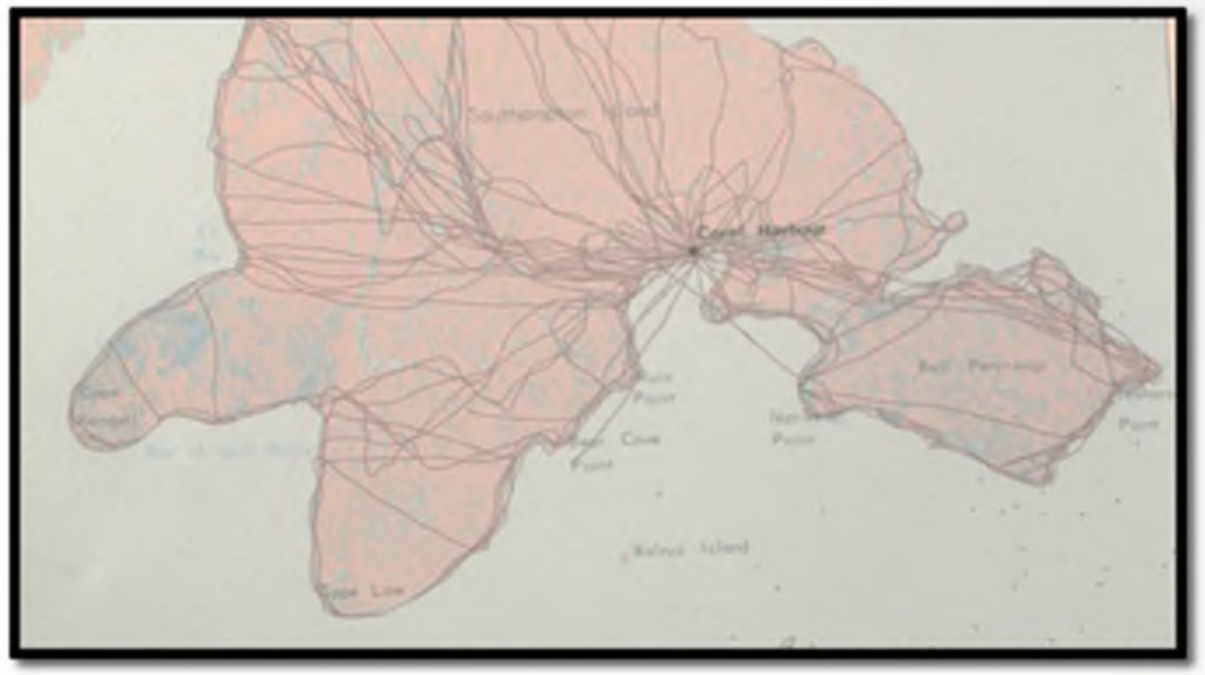
Coral Harbour

ᐃᓄᐃᑦ ᓴᓪᓕᐅᑉ ᕿᑭᖅᑖᓗᐊᓃᖃᑦᑕᕐᓂᑰᓕᖅᐳᑦ ᑕᐅᓴᒐᓴᒻᒪᓇᐅᓕᖅᑐᓂ ᐊᕐᕋᒍᓂ

- ᐊᒥᓱᒐᓴᒻᒪᓇᐅᕗᑦ ᖃᐅᔨᒪᔭᐅᔪᑦ ᑕᐃᔅᓯᒪᓂᓂᑕᖃᕐᕕᐅᓂᖅ, ᐃᓄᖃᕐᕕᐅᓚᐅᕐᓂᖏᓐᓂᒃ, ᐃᓕᕐᑯᓯᑐᖃᕐᓂᒡᓗ ᐊᑐᖅᑕᐅᕙᓚᐅᕐᓂᖏᓐᓂᒃ ᓇᓗᓇᐃᑯᑕᐃᑦ ᐱᑕᖃᖅᑐᑦ ᐊᒻᒪᓗ ᐱᕐᑯᑎᕕᓂᖃᕐᕕᐅᖅᓯᓂ ᑕᐅᕙᓐᓇ ᓄᓇᖓ
- ᑕᐃᔅᓯᒪᓂᓂᑕᐃᑦ ᖃᖓᓂᑕᐃᑦ ᒥᑭᒋᐊᖃᕐᕕᐅᕙᓚᐅᖅᑐᑦ ᑕᐅᕙᓃ

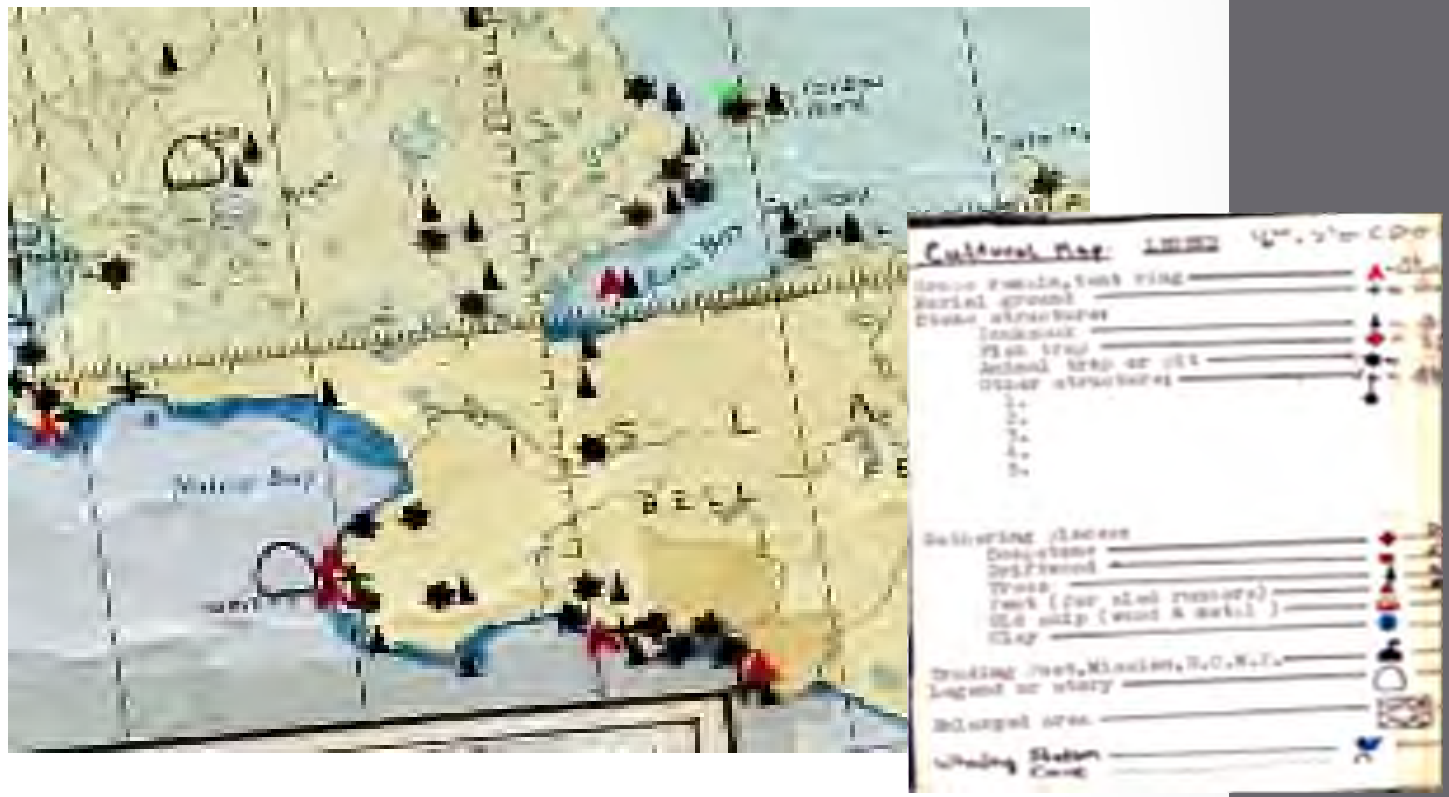
Native Bay
BELL
Cultural Map
House remains, tent ring
Burial ground
Stone structures
Inukshuk
Fish trap
Animal trap or pit
Other structures
Gathering places
Soapstone
Driftwood
Trees
Peat (for sled runners)
Old ship (wood & metal)
Clay
Trading Post, Mission, R.C.M.P.
Legend or story
Enlarged area
Whaling Station Cave

Inuit have lived on Southampton Island for thousands of years

- Numerous known archaeological sites, cultural features & artifacts in the area
- Historic trap lines

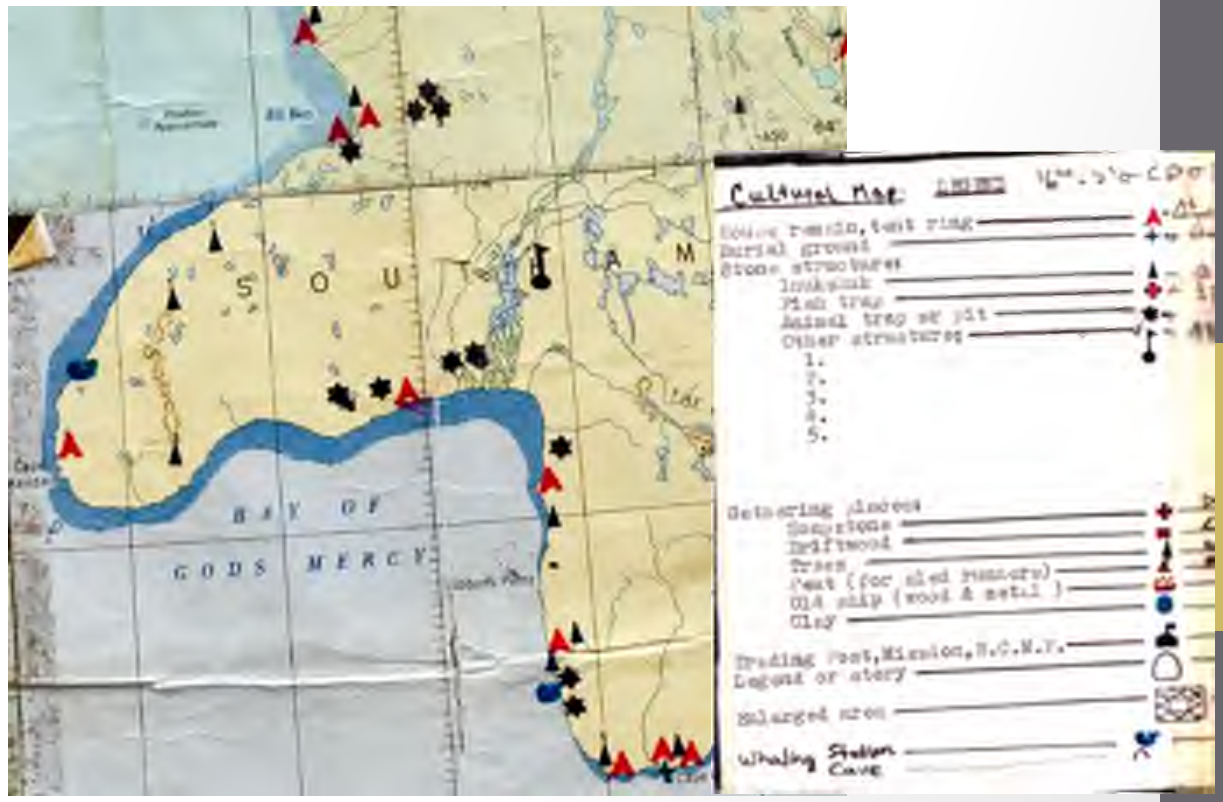
SOUTHAMPTON
BAY OF GODS MERCY
Cultural Map
Whaling Station Cave

ᐊᕙᑎᖓᓂ ᓄᓇᒥᐅᑕᐃᑦᓗ ᐆᒪᔪᐃᑦᓗ ᐱᑕᖃᖅᑐᑦ ᑕᒫᓂ
Cultural Resources

- ᐊᒥᓱᐊᓗᐃᑦ ᓱᓕ ᐃᓄᖃᕐᕕᐅᕙᓚᐅᖅᑐᑐᖄᓗᐃᑦ ᓱᓕ ᑎᑎᕋᕈᑕᐅᓯᒪᙱᑦᑐᑦ
- ᐊᑕᐅᓯᕐᒥᒃ 1 ᑎᑎᕋᕈᑕᐅᓯᒪᓕᖅᑐᖅ ᒪᓕᒐᖅᑎᒍᑦ ᓄᓇᖓ ᑕᐅᕙᓂ ᕿᑭᖅᑕᑯᓗᖕᒥ
- ᒪᕐᕉᒃ 2 ᑎᑎᕋᕈᑕᐅᓯᒪᓕᖅᑐᖅ ᒪᓕᒐᖅᑎᒍᑦ ᓄᓇᖏᑦ ᖃᓂᒋᔭᖏᓃᑦᑐᑦ ᐃᔾᔪᐊᕐᔫᑉ

- Many archaeological sites remain unregistered
- 1 registered site on Qikiqtakuluk
- 2 registered sites near Itijuarjuk

ᑕᐃᔅᓱᒪᓂᑐᖄᓗᖕᒥᒃ ᒫᓐᓇᒧᑦᓗ ᐃᓅᖕᓄᑦ ᓄᓇᖏᑦ ᐊᑐᖅᑕᐅᖃᑦᑕᖅᑐᑦ ᐃᓅᔾᔪᑎᒃᓴᓂᒃᕕᐅᕙᖕᓂᕐᒧᑦ
Past and current subsistence land uses

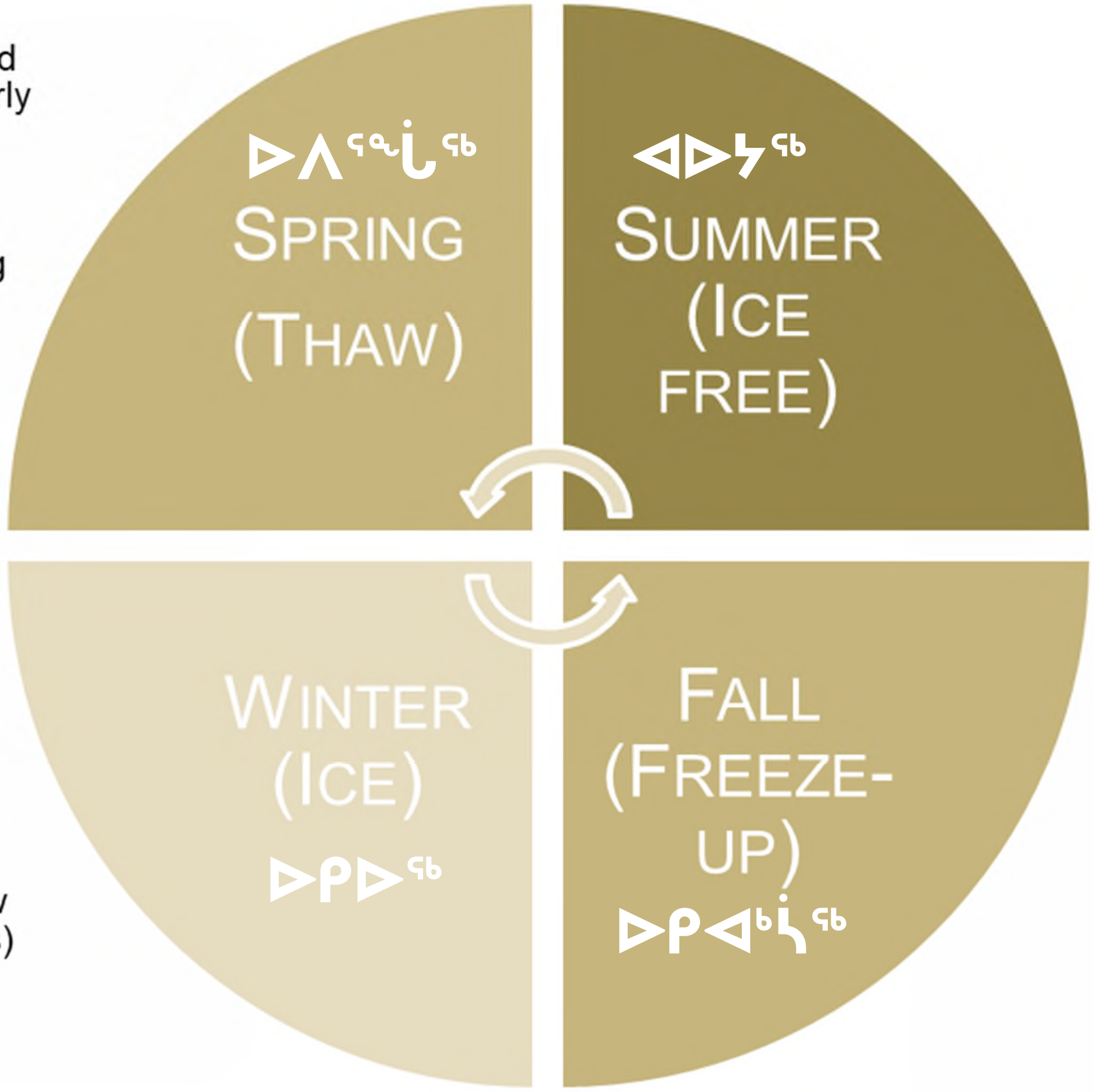

- Goose hunting and egg collection (early spring)
- Seal and walrus hunting
- Polar bear hunting
- Char fishing from lakes and rivers
- Fox trapping

- Camping
- Char fishing continued (using nets)
- Summer fishing camps were set-up at mouth of the rivers
- Seal, caribou and geese were traditionally hunted from canoes along the shoreline
- Sea mammal hunting from boats
- Collecting berries

- Fox trapping
- Caribou until the 1950s
- Fishing nets set under ice to catch char
- Hunting at the flow edge (seal, walrus)

- •Securing meat for winter by hunting walrus, caribou, polar bear, and beluga whales
- •Fishing with nets under new ice
- •Meat caching
- •Fox trapping

ᑕᐃᔅᓯᒪᓂᑐᖄᓗᖕᒥᒃ ᒫᓐᓇᒧᑦᓗ ᐃᓄᖕᓄᑦ ᓄᓇᖏᑦ ᐊᑐᖅᑕᐅᖃᑦᑕᖅᑐᑦ ᐃᓅᔾᔪᑎᒃᓴᓂᒃᕕᐅᕙᖕᓂᕐᒧᑦ

Past and current subsistence land uses

ᐅᓪᓗᒥᐅᓕᖅᑐᖅ, ᐊᑐᖅᑕᐅᕙᒃᑐᖅ ᓱᓕ ᐊᐅᓪᓛᖅᓯᒪᕝᕕᐅᕙᖕᓂᕐᒧᑦ ᐊᖑᓇᓱᒋᐊᕐᕕᐅᕙᖕᓂᕐᒧᑦᓗ ᐃᓛᓂᒃᑯᑦ ᖃᑯᑎᒃᑯᑦ

- ᐊᖑᓇᓱᒃᑏᑦ ᑲᑐᔾᔨᖃᑎᒌᖏᑦ ᐃᒡᓗᓕᕋᓛᖃᖅᑐᖅ ᑕᐅᕙᓂ ᐃᑲᑦᑐᐊᕐᒥ ᐊᑐᖅᑕᐅᖃᑦᑕᖅᑐᖅ ᐊᖑᓇᓱᒃᑐᓄᑦ, ᐱᓗᐊᖅᑐᒥᒃ ᓇᓐᓂᐊᖅᓯᒪᔪᓄᑦ

© Grant Gilchrist

Today, used for camping & harvesting activities periodically

- HTO cabin located in Ikkattuaq used to support harvesting activities, in particular polar bear hunting

© Grant Gilchrist

ᐊᐅᓚᑦᑎᓂᕐᒧᑦ ᐃᓱᒪᒃᓴᖅᓯᐅᕈᑎᒃᓴᐃᑦ
Management Considerations

ᐊᐅᓚᑦᑎᓂᕐᒧᑦ ᐃᓱᒪᒃᓴᖅᓯᐅᕈᑎᒃᓴᐃᑦ
ᐱᔾᔪᑎᖃᖅᐳᑦ ᑕᐃᒃᑯᓂᖓ
ᖃᐅᔨᒪᔭᐅᔭᕆᐊᖃᖅᑐᓂᒃ ᐃᓗᐊᓂ
ᐊᒻᒪᓗ ᐊᕙᓗᖕᒋᓐᑐᓂᒃ,
ᓴᐳᓐᓂᐊᖅᑕᐅᓯᒪᓂᖕᒋᓐᓂ ᓄᓇᐃᑦ
ᐋᕿᐅᒪᑦᑎᐊᖅᑐᒥᒃ
ᐊᐅᓚᑕᐅᔪᓐᓇᕐᓂᐊᕐᒪᑕ

Management considerations are things we need to be aware of within, and surrounding, the protected area in order to effectively manage it

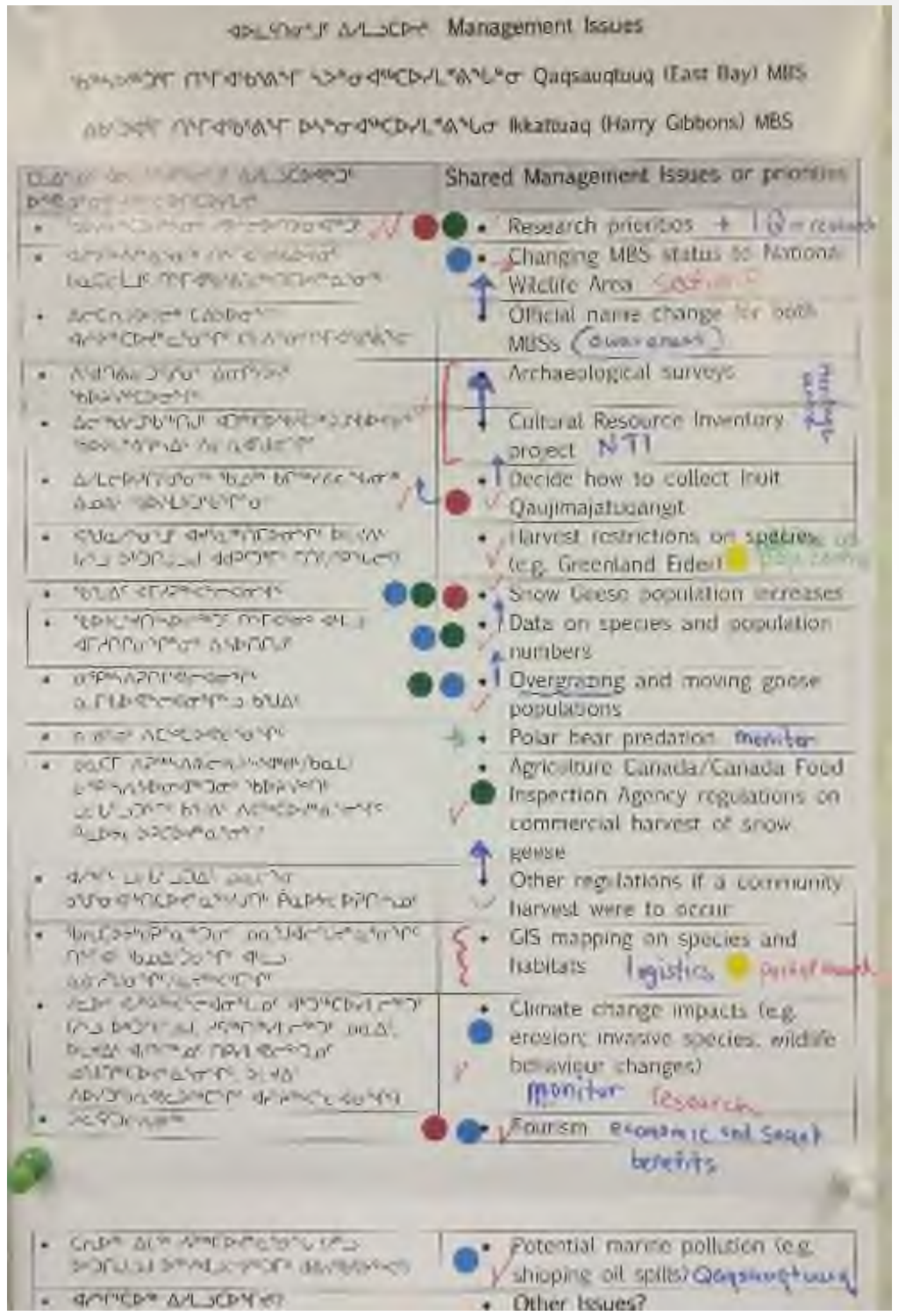

Management Issues

Qaqsauqtuuq (East Bay) MBS

Ikkattuaq (Harry Gibbons) MBS

Shared Management Issues or priorities

- Research priorities
- Changing MBS status to National Wildlife Area
- Official name change for both MBSs (awareness)
- Archaeological surveys
- Cultural Resource Inventory project NTI
- Decide how to collect Inuit Qaujimajatuqangit
- Harvest restrictions on species (e.g. Greenland Eider)
- Snow Geese population increases
- Data on species and population numbers
- Overgrazing and moving goose populations
- Polar bear predation monitor
- Agriculture Canada/Canada Food Inspection Agency regulations on commercial harvest of snow geese
- Other regulations if a community harvest were to occur
- GIS mapping on species and habitats logistics
- Climate change impacts (e.g. erosion; invasive species, wildlife behaviour changes) monitor research
- Tourism economic and social benefits
- Potential marine pollution (e.g. shipping oil spills) Qaqsauqtuuq
- Other Issues?

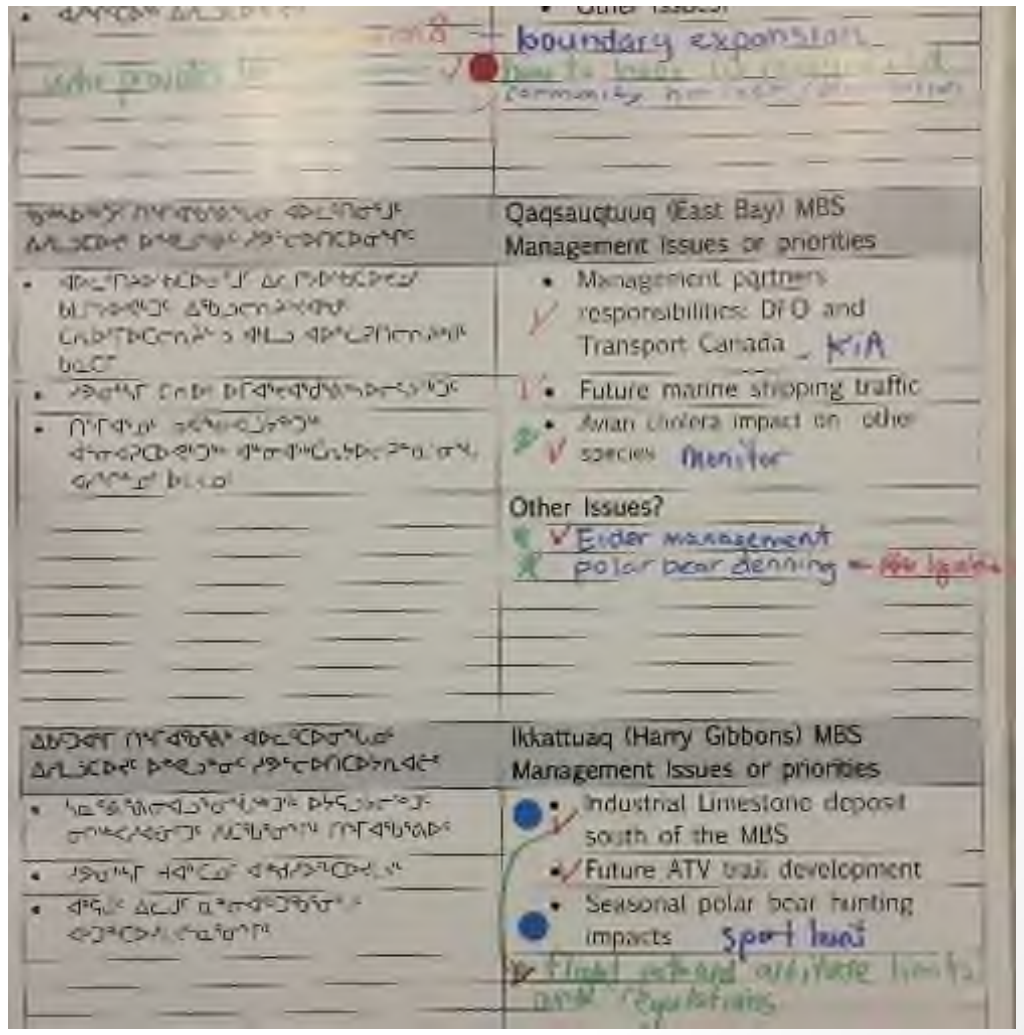

- Other Issues?

boundary expansion

Qaqsauqtuuq (East Bay) MBS Management Issues or priorities

- Management partners responsibilities: DFO and Transport Canada KIA
- Future marine shipping traffic
- Avian cholera impact on other species Monitor

Other Issues?

Eider management
polar bear denning

Ikkattuaq (Harry Gibbons) MBS Management Issues or priorities

- Industrial Limestone deposit south of the MBS
- Future ATV trail development
- Seasonal polar bear hunting impacts Sport hunt

ᐊᐅᓚᕐᑎᓂᕐᒧᑦ ᐃᓱᒪᒃᓴᖅᓯᐅᕈᑎᒃᓴᐃᑦ
Management Considerations

ᐱᑕᖃᖅᑐᖃᖕᒋᓚᖅ ᐱᒻᒪᕆᐅᔪᓂᒃ ᒫᓐᓇᑲᐅᑎᒋᓗᓐᓃᑦ ᐅᓗᕆᐊᓇᖅᑕᐅᔪᓂᒃ, ᑭᓯᐊᓂᓕᑕᐅᖅ:

1. ᑎᖕᒥᐊᖅᑲᕐᕕᐅᓂᕐᒧᑦ ᐃᓕᑕᕆᔭᐅᓂᖓᑦ ᑎᒃᑯᐊᖅᑕᐅᓯᒪᓂᖅ
    - ᓴᐳᓐᓂᐊᖅᑕᐅᓯᒪᑦᑎᐊᒃᑲᓐᓂᕆᐊᖃᖅᑐᖅ
    - ᑎᖕᒥᐊᕐᓃᓐᓇᐅᔨᓐᓃᖅᑐᖅ
2. ᑲᖑᐃᑦ ᐊᒥᓲᓂᖏᑦ ᐊᒻᒪᓗ ᓄᓇᒦᖃᑦᑕᕐᓂᖏᑦ
    - ᐊᒥᓲᓗᐊᓕᖅᑐᑦ
    - ᐆᒪᔪᕐᓂᒃ ᐊᓯᖏᓐᓂᒃ ᐊᒃᑐᖅᓯᕙᓪᓕᐊᖕᒪᑕ ᐱᔾᔪᑕᐅᓗᑎᒃ ᓇᒻᒪᖏᑦᑐᒥᒃ

No significant or immediate threats, but:

1. MBS designation
    - need better protection
    - not just birds
2. Light geese population and habitat
    - too many
    - impact on other species

ᑐᑦᑐ Caribou

ᕿᓚᓗᒐᖅ Beluga

ᑲᖑ ᖃᕕᖅ Snow goose

ᐊᐅᓚᑦᑎᓂᕐᒧᑦ ᐃᓱᒪᒃᓴᖅᓯᐅᕈᑎᒃᓴᐃᑦ
Management Considerations

3. ᓯᓚᐅᑉ ᐊᓯᔾᔨᖅᐸᓪᓕᐊᓂᖓ
    - ᐊᒃᑐᖅᑕᐅᕙᓪᓕᐊᔪᑦ ᐅᔾᔨᕐᓇᖅᓯᖕᒪᑕ
    - ᐊᐅᓚᑦᑎᓂᖃᕐᕕᒋᖕᒋᑕᕗᑦ
4. ᓄᓇᒦᑦ ᐃᓄᐃᑦ ᐃᓚᐅᔭᕆᐊᖃᖅᑐᑦ ᐊᒻᒪᓗ ᖃᐅᔨᒪᔭᕆᐊᖃᖅᓯᑎᒃ
    - ᖃᐅᔨᓴᖅᑕᐅᔪᓂᒃ
    - ᐃᓚᒋᔭᐅᔭᕆᐊᖃᕐᓂᖏᓐᓂᒃ ᐊᑐᖅᑕᐅᓗᑎᒃ ᐃᓄᐃᑦ ᖃᐅᔨᒪᔭᑐᖃᖏᑦ ᓄᓇᓕᖕᓂ ᐃᑲᔪᕐᓂᖃᕐᓂᐊᕐᒪᑕ

3. Climate Change
    - effects are noticed
    - out of our control
4. Community participation and awareness
    - research
    - inclusion of Inuit Qaujimajatuqangit
    - local benefits

ᐊᐅᓚᕐᑎᓂᕐᒧᑦ ᐃᓱᒪᒃᓴᖅᓯᐅᕈᑎᒃᓴᐃᑦ
Management Considerations

5. ᑭᓇᒃᑯᓐᓄᑐᐃᓐᓇᖅ ᐱᓕᕆᐊᖑᕙᓪᓕᐊᔪᑦ
    - ᐅᒥᐊᕐᔪᐊᖃᖅᐸᓪᓕᐊᓕᕐᓂᖅ
    - ᐊᒥᓱᒍᖅᐸᓪᓕᐊᓂᖏᑦ ᑎᑭᑉᐸᓕᖅᑐᑦ
    - ᐊᑭᓖᑎᑦᑎᕙᖕᓂᖅ ᐊᖑᓇᓱᖕᒋᐊᕈᔾᔨᕙᖕᓂᕐᒧᑦ
6. ᖃᐅᔨᒪᔭᐅᔭᕆᐊᓕᑦ ᐱᑕᖃᖏᓐᓂᖏᑦ
    - ᐱᐅᓯᑐᖃᕐᒥᒍᑦ ᐊᕙᑎᖓᓂ ᓄᓇᒥᐅᑕᐃᓪᓗ ᐆᒪᔪᐃᓪᓗ ᐱᑕᖃᕐᓂᖏᑦ, ᐱᒍᐊᖅᑐᒥᒃ ᐃᓄᖃᕐᕕᐅᕙᓚᐅᕐᓂᖏᓐᓂᒃ ᖁᒪᑯᑐᖃᐃᑦ
    - ᑕᓇᐅᒥᐅᑕᓂᒃ ᐆᒪᔪᖏᑦ, ᐃᖃᓗᒐᓴᐃᓪᓗ ᐊᔾᔨᖏᖏᑦᑐᑦ

5. Human Activities
    - shipping
    - increased access
    - sport hunting
6. Information missing
    - Cultural resources, especially archaeology
    - marine habitat, fish

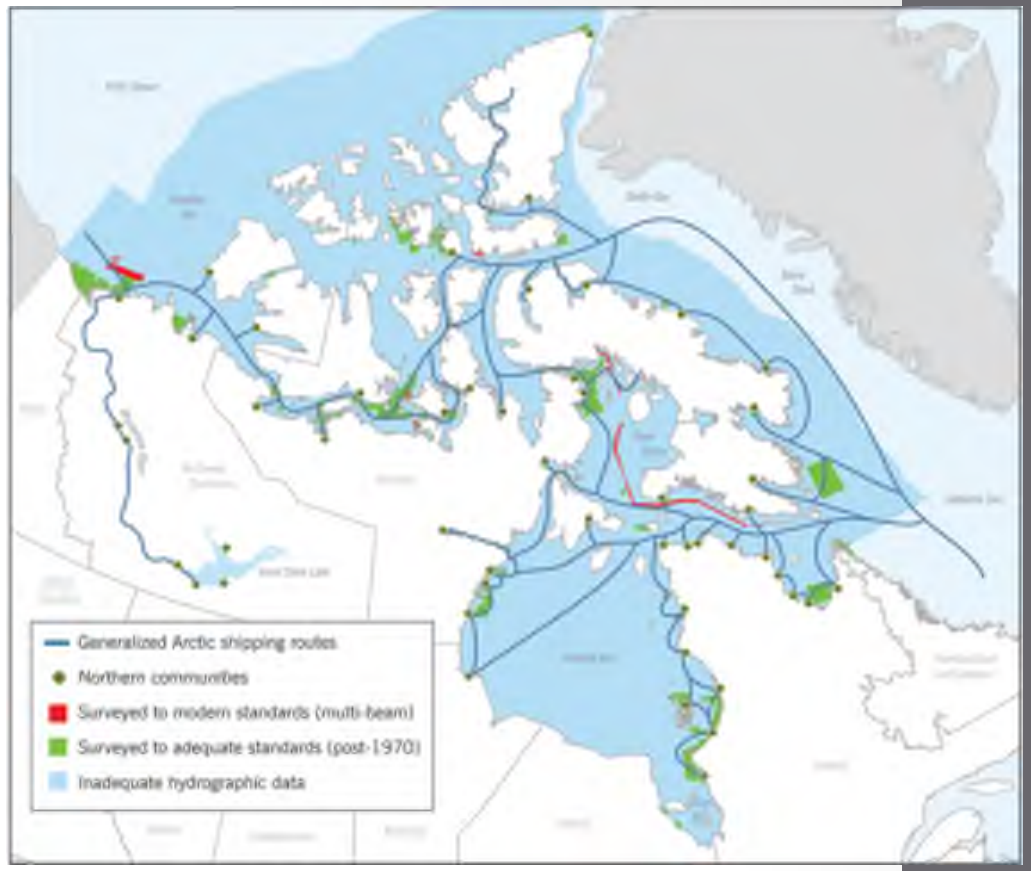
Generalized Arctic shipping routes
Northern communities
Surveyed to modern standards (multi-beam)
Surveyed to adequate standards (post-1970)
Inadequate hydrographic data

ᐊᐅᓚᑦᑎᓂᕐᒧᑦ ᐃᓱᒪᒃᓴᖅᓯᐅᕈᑎᒃᓴᐃᑦ (ᖃᖅᓴᖅᑑᕐᒦᓐᓇᖅ)

Management Considerations (*Qaqsauqtuuq only*)

ᐅᓗᕆᐊᓇᕈᑕᐅᓂᖏᑦ ᒥᑎᕕᖕᖓᐊᓗᑦ ᕿᑭᖅᑕᑯᓗᖕᒥ

- ᓄᕙᓘᔭᕐᓂᕐᒥᒃ ᑎᖕᒥᐊᕐᓄᑦ ᐊᓐᓂᐊᖅᑖᕆᔭᐅᕙᒃᑐᑦ
- ᓇᓄᐃᑦ


Sébastien Descamps

Threats to eider colony at Qikiqtakuluk

- Avian cholera
- Polar bear



ᓇᓄᖅ **Polar Bear**

ᑕᐅᑐᒐᕆᔭᐅᔪᑦ, ᑐᕋᒐᕆᔭᐅᔪᑦ, ᐃᓂᖅᑕᐅᔪᒪᔪᓪᓗ
Vision, Goals, and Objectives

ᑕᐅᑐᒐᕆᔭᐅᔪᑦ
ᐅᓂᒃᑳᖅᑐᑦ ᓇᐅᒃᑯᑦ
ᓴᐳᓐᓂᐊᖅᑕᐅᓂᐊᕐᒪᖔᑕ
ᐃᓕᑕᕆᔭᐅᔪᑦ
ᓴᐳᓐᓂᐊᖅᑕᐅᓯᒪᓂᖏᑦ

Vision
A description of what the protected area should be
Incorporates the protected area's purpose

ᐊᐅᓚᑦᑎᓂᕐᒧᑦ ᑐᕌᒐᖏᑦ
ᐅᖃᕈᑏᑦ ᓇᓗᓇᐃᔭᐃᓂᖅ
ᑐᕌᒐᕆᔭᐅᔪᓂᒃ ᑕᐅᑐᒐᕆᔭᐅᔪᑦ
ᐊᒻᒪᓗ ᖃᓄᖅ
ᐊᖑᒪᔭᐅᓂᐊᕐᒪᖔᑕ
ᐋᖅᑭᐅᒪᑎᑕᐅᓗᑎᓪᓗ

Management Goals
Statements that provide targets for how the vision will be met and maintained

ᐊᐅᓚᑦᑎᓂᕐᒧᑦ
ᐃᓂᖅᑕᐅᔪᒪᓂᖏᑦ
ᓇᓗᓇᐃᔭᐃᔨᐅᕗᑦ ᖃᓄᖅ
ᐱᔭᕆᖅᑕᐅᓂᐊᕐᒪᖔᑕ ᐊᑐᓂ
ᑐᕌᒐᕆᔭᐅᔪᑦ

Management Objectives
Provide direction on how to achieve each goal

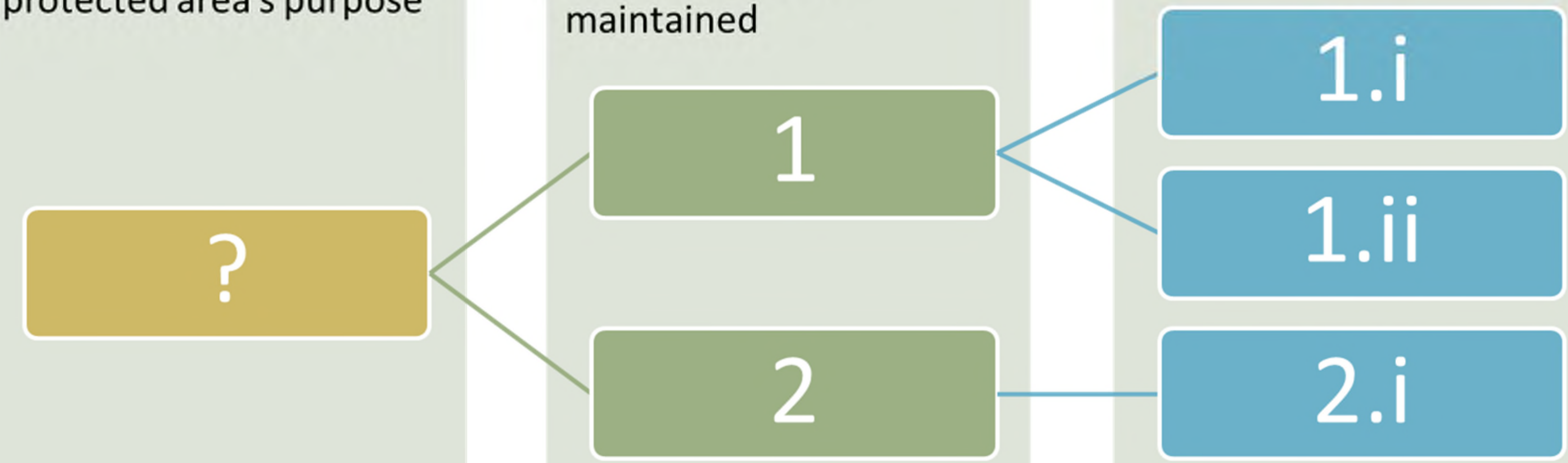

ᑕᐅᑐᒐᕆᓴᐅᔪᖅ ᑎᕐᒥᐊᖃᕐᕕᖕᓄᑦ ᓴᐳᓐᓂᐊᖅᑕᐅᓯᒪᕕᖕᓄᑦ
Vision for the MBSs

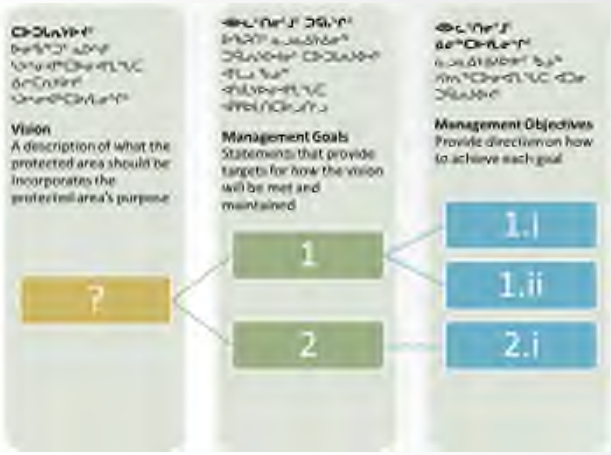
Vision
A description of what the protected area should be incorporates the protected area's purpose
Management Goals
Statements that provide targets for how the vision will be met and maintained
Management Objectives
Provide direction on how to achieve each goal
?
1
2
1.i
1.ii
2.i

“ᑎᕐᒥᐊᖃᕐᕖᑦ ᓴᐳᓐᓂᐊᖅᑕᐅᓯᒪᕕᖏᑦ ᐊᐅᓚᑕᐅᓂᐊᖅᑐᑦ ᐅᕝᕙᖅᑐᕐᑎᐊᕈᒪᓂᕐᒧᑦ ᐊᑯᓂᐅᓂᐊᖅᑐᖅ ᓴᐳᓐᓂᐊᖅᑕᐅᓂᖏᓐᓄᑦ ᓄᓇᖏᑦ ᐊᒻᒪᓗ ᐃᒪᐃᑦ ᑕᒪᐃᓐᓄᑦ ᐱᑕᖃᕐᓗᑎᒃ ᐆᒪᔪᕐᓄᑦ, ᐃᓄᐃᑦ ᐱᔪᓐᓇᐅᑎᖃᕐᕕᖏᓐᓄᑦ, ᐱᑕᖃᐃᓐᓇᕐᓂᖏᓐᓄᓗ ᑕᐃᒪᖓᑦ ᐃᓅᓂᕐᒥᓂᒃ, ᐃᓱᒪᒃᓴᖅᓯᐅᕈᑎᒋᓐᓇᕐᓗᓂᒋᑦ ᐊᑐᖃᑦᑕᕐᓗᑎᒃ ᐃᓄᐃᑦ ᖃᐅᔨᒪᔭᑐᖃᖏᑦ ᑕᒪᐃᓐᓂᑦᑎᐊᖅ ᐃᓱᒪᓕᐅᕈᑎᒋᔭᕆᐊᖃᖅᑕᖏᓐᓂᒃ.”

“The MBSs will be managed to ensure the long-term conservation and protection of the land and water for all wildlife, Inuit rights and their heritage while considering Inuit Qaujimajatuqangit in all decisions.”

© Jason Caswell

ᑎᕆᒐᓐᓂᐊᖅ Arctic Fox

ᐊᐅᓚᕐᑎᓂᕐᒧᑦ ᑐᕌᒐᖏᑦ
Management Goals

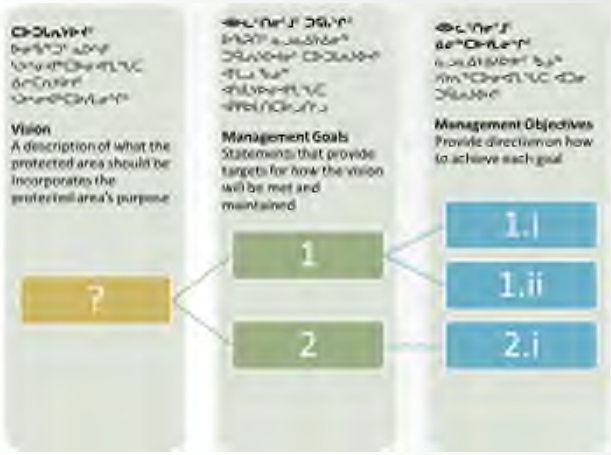
Vision
A description of what the protected area should be Incorporates the protected area's purpose
Management Goals
Statements that provide targets for how the vision will be met and maintained
Management Objectives
Provide direction on how to achieve each goal
?
1
2
1.i
1.ii
2.i

“ᑎᖕᒥᐊᖃᕐᕖᑦ ᓴᐳᓐᓂᐊᖅᑕᐅᓯᒪᕕᖏᑦ
ᐊᐅᓚᑕᐅᓂᐊᖅᑐᑦ ᐅᔾᔭᖅᑐᑦᑎᐊᕈᒪᓂᕐᒧᑦ
ᐊᑯᓂᐅᓂᐊᖅᑐᖅ ᓴᐳᓐᓂᐊᖅᑕᐅᓂᖏᓐᓄᑦ
ᓄᓇᖏᑦ ᐊᒻᒪᓗ ᐃᒪᐃᑦ ᑕᒪᐃᓐᓄᑦ ᐱᑕᖃᕐᓗᑎᒃ
ᐆᒪᔪᕐᓄᑦ, ᐃᓄᐃᑦ ᐱᔪᓐᓇᐅᑎᖃᕐᕕᖏᓐᓄᑦ,
ᐱᑕᖃᐃᓐᓇᕐᓂᖏᓐᓄᓗ ᑕᐃᒪᖕᒐᑦ ᐃᓅᓂᕐᒥᓂᒃ,
ᐃᓱᒪᒃᓴᖅᓯᐅᕈᑎᒋᓐᓇᕐᓗᓂᒋᑦ ᐊᑐᖃᑦᑕᕐᓗᑎᒃ
ᐃᓄᐃᑦ ᖃᐅᔨᒪᔭᑐᖃᖏᑦ ᑕᒪᐃᓐᓂᑦᑎᐊᖅ
ᐃᓱᒪᓕᐅᕈᑎᒋᔭᓇᐊᖃᖅᑕᖏᓐᓂᒃ.”

ᓴᐳᓐᓂᐊᖅᑕᐅᓂᖏᑦ ᓄᓇᐃᑦ ᐊᒻᒪᓗ ᐃᒪᐃᑦ ᐱᑕᖃᕐᓂᖏᑦ ᐆᒪᔪᕐᓄᑦ, ᐃᓄᐃᑦ ᐱᔪᓐᓇᐅᑎᖃᕐᕕᖏᓐᓄᑦ ᐊᒻᒪᓗ ᐱᑕᖃᐃᓐᓇᕐᓂᖏᓐᓄᑦ ᑕᐃᒪᖕᒐᑦ ᐃᓅᓂᕐᒥᓂᒃ

ᐅᔾᔭᖅᑐᑦᑎᐊᕐᓂᖅ ᓄᓇᓖᑦ ᖃᐅᔨᒪᑎᑕᐅᑦᑎᐊᖃᑦᑕᕿᐊᖃᕐᓂᖏᓐᓂᒃ, ᐃᓚᒋᔭᐅᔭᕆᐊᖃᕐᓂᖏᓐᓂᒃ ᐊᒻᒪᓗ ᐃᑲᔪᖅᑕᐅᕚᓪᓕᕈᑕᐅᔪᓐᓇᕐᓂᖏᓐᓂᒃ

ᐊᒃᑐᖅᑕᐅᓂᕐᓗᒃᑎᑦᑎᑕᐃᓕᒪᐃᓐᓇᕐᓂᖅ ᑭᓇᒃᑯᑐᐃᓐᓇᕐᓄᑦ ᐱᓕᕆᐊᖕᒍᕙᖕᓂᖏᓐᓄᑦ ᓄᓇᒥᐅᑕᖏᑦ, ᐃᒪᕐᒥᐅᑕᖏᓪᓗ ᐊᑐᖅᑕᐅᔪᓐᓇᕐᓂᖏᓐᓂ

“The MBSs will be managed to ensure the long-term conservation and protection of the land and water for all wildlife, Inuit rights and their heritage while considering Inuit Qaujimajatuqangit in all decisions.”

Protect the land and water for all wildlife, Inuit rights and heritage

Ensure local awareness, participation and benefits

Minimize the impacts of human activities on resources

ᐊᐅᓚᕐᑎᓂᕐᒧᑦ ᐃᓂᖅᑕᐅᔪᒪᓂᖏᑦ
Management Objectives

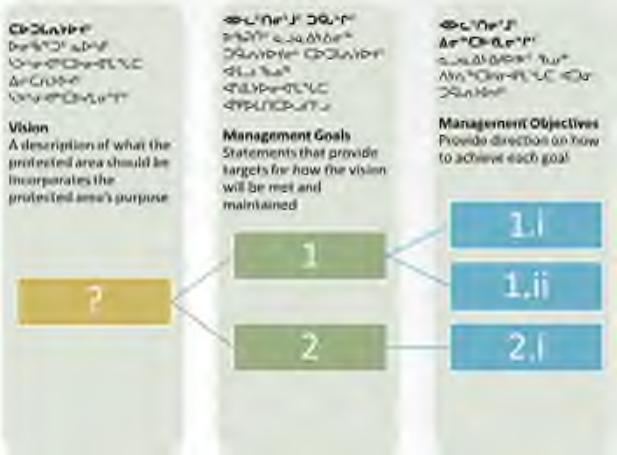
Vision
A description of what the protected area should be incorporates the protected area's purpose
Management Goals
Statements that provide targets for how the vision will be met and maintained
Management Objectives
Provide direction on how to achieve each goal
?
1
2
1.i
1.ii
2.i

ᓴᐳᓐᓂᐊᖅᑕᐅᓂᖏᑦ ᓄᓇᐃᑦ ᐊᒻᒪᓗ ᐃᒪᐃᑦ ᐱᑕᖃᕐᓂᖏᑦ ᐆᒪᔪᕐᓄᑦ, ᐃᓄᐃᑦ ᐱᔪᓐᓇᐅᑎᖃᕐᕕᖏᓐᓄᑦ ᐊᒻᒪᓗ ᐱᑕᖃᐃᓐᓇᕐᓂᖏᓐᓄᑦ ᑕᐃᒪᙵᑦ ᐃᓅᓂᕐᒥᓂᒃ

- ᐱᓕᕆᐊᖃᖅᐸᓪᓕᐊᓂᖅ ᐊᓯᑦᔩᓂᖅ ᑲᓇᑕᒥ ᑎᖕᒥᐊᖃᕐᕕᖕᒥᒃ ᓴᐳᓐᓂᐊᖅᑕᐅᓯᒪᕕᖕᒥᒃ ᑕᐃᒃᑯᓇᖓ ᑲᓇᑕᒥ ᐆᒪᔪᖃᕐᕕᐅᓂᕐᒧᑦ ᓴᐳᓐᓂᐊᖅᑕᐅᓯᒪᕝᕕᖕᒧᑦ
- ᐃᑲᔪᖅᓱᐃᓗᑎᒃ ᖃᐅᔨᓴᖅᑕᐅᕙᓪᓕᐊᓂᖏᓐᓂᒃ ᓇᐅᑦᑎᖅᓱᖅᑕᐅᕙᓪᓕᐊᓂᖏᓐᓂᓪᓗᓐᓃᑦ ᖃᐅᔨᒪᓗᑕᐅᕙᒃᑐᓂᒃ ᐊᐅᓚᑕᐅᓂᖓᓂᒃ ᑎᖕᒥᐊᖃᕐᕕᐅᑉ ᐅᕝᕙᓗᓐᓃᑦ ᐃᑲᔪᕐᓂᖃᕐᓂᐊᖅᑐᓂᒃ ᖃᐅᔨᒪᔭᐅᖏᓂᖏᓐᓂᒃ ᖃᐅᔨᕙᓪᓕᐊᓂᕐᒧᑦ
- ᑐᑭᓕᐅᕐᓂᕐᒧᑦ ᐃᓚᖃᕐᓗᑎᒃ, ᐃᑲᔪᖅᑎᖃᕐᓗᑎᓪᓗ ᑲᑐᔾᔨᖃᑎᖏᖑᔪᓂᒃ ᑎᑎᕋᖅᐸᓪᓕᐊᔪᓐᓇᖅᑐᓂᒃ ᐱᐅᓯᑐᖃᖅᑎᒍᑦ ᐊᕙᑎᖓᓂ ᓄᓇᒥᐅᑕᓂᒃ ᐊᒻᒪᓗ ᐆᒪᔪᐃᑦ ᐱᑕᖃᕐᓂᖏᓂᒃ
- ᖃᐅᔨᒪᔭᐅᑦᑎᐊᒃᑲᓐᓂᕐᓗᑎᒃ ᑎᖕᒥᐊᖃᕐᕕᐅᓂᖏᑦ

Protect the land and water for all wildlife, Inuit rights and heritage

- Work towards converting the MBSs to National Wildlife Areas
- Support research or monitoring which informs the management of the MBSs or serves to fill knowledge gaps
- Coordinate with and support partner organizations to document the cultural resources
- Increase awareness of the MBSs

ᐊᐅᓚᕐᑎᓂᕐᒧᑦ ᐃᓂᖅᑕᐅᔪᒪᓂᖏᑦ
Management Objectives

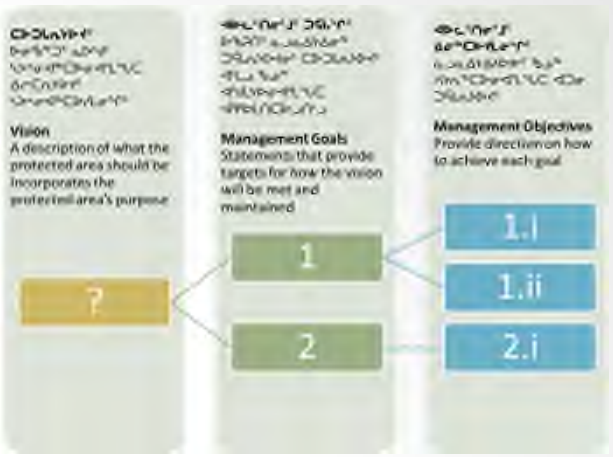
Vision
A description of what the protected area should be. Incorporates the protected area's purpose
Management Goals
Statements that provide targets for how the vision will be met and maintained
Management Objectives
Provide direction on how to achieve each goal
?
1
2
1.i
1.ii
2.i

**ᐅᔾᔨᖅᑐᑦᑎᐊᕐᓂᖅ
ᓄᓇᓖᑦ
ᖃᐅᔨᒪᑎᑕᐅᑦᑎᐊᖅ
ᑦᑕᕿᐊᖃᕐᓂᖏᓐᓂᒃ,
ᐃᓚᒋᔭᐅᔭᕆᐊᖃᕐᓂ
ᖏᓐᓂᒃ ᐊᒻᒪᓗ
ᐃᑲᔪᖅᑕᐅᕚᓪᓕᕈᑕ
ᐅᔪᓐᓇᕐᓂᖏᓐᓂᒃ**

- ᓴᕿᑎᑦᑎᓗᑎᒃ ᑐᓴᐅᒪᔭᐅᑎᑦᑎᖃᑦᑕᕐᓂᕐᒧᑦ ᐸᕐᓇᐅᑎᒃᓴᓂᒃ ᐊᒎᑎᖃᕐᓂᐊᖅᑐᓂᒃ ᖃᐅᔨᒪᑎᑦᑎᕙᓕᐊᔪᒪᓂᕐᒧᑦ ᐊᒻᒪᓗ ᑐᓴᐅᒪᔭᐅᑎᑦᑎᖃᑦᑕᕐᓂᕐᒥᒃ ᖃᐅᔨᔭᐅᕙᓪᓕᐊᔪᓂᒃ, ᐅᖃᐅᓯᐅᔪᓐᓇᖃᑦᑕᕐᓗᑎᒡᓗ ᐃᓱᒪᒨᑕᐅᓂᖏᑦ ᐃᓄᖕᓄᑦ ᐊᒻᒪᓗ ᐃᓄᐃᑦ ᐃᓱᒪᒋᔭᖏᑦ, ᖃᐅᔨᓴᖅᑕᐅᓂᐊᖅᑐᓂᒃ ᓯᕗᓪᓕᐅᑎᑕᐅᓂᐊᖅᑐᓂᒃ ᐱᓕᕆᓂᖏᓐᓂ
- ᐱᔫᒥᓴᐃᖃᑦᑕᕐᓗᑎᒃ ᓴᓪᓕᕐᒥᐅᑕᓂᒃ ᐃᖃᓇᐃᔭᖃᑕᐅᔪᓐᓇᕐᓂᖏᓐᓂᒃ ᐊᒻᒪᓗ ᐃᓱᒻᒥᖅᓴᐃᔨᐅᖃᑕᐅᔪᓐᓇᕐᓂᖏᓐᓂᒃ ᐱᔾᔪᑎᖃᖅᑐᓂᒃ ᖃᐅᔨᓴᖅᑕᐅᓂᐊᖅᑐᓂᒃ ᐊᒻᒪᓗ ᓇᐅᑦᑎᖅᑐᕆᐊᖅᑕᐅᖃᑦᑕᕐᓂᐊᖅᑐᓂᒃ
- ᖃᐅᔨᒪᔭᐅᓂᖅᓴᐅᓕᕐᓗᑎᒃ ᓄᓇᓕᖕᓂ ᐱᓕᕆᕕᐅᔪᓐᓇᕐᓂᖏᓐᓂᒃ ᑎᖕᒥᐊᖃᕐᕕᐅᔪᑦ ᓴᐳᓐᓂᐊᖅᑕᐅᓯᒪᕝᕕᖏᓐᓂ

Ensure local awareness, participation and benefits

- Develop a communication plan to facilitate information and knowledge sharing, discuss concerns and input into research priorities
- Encourage Salliqmiut employment and mentorship in research and monitoring
- Increase local awareness of permitted activities within the MBSs

ᐊᐅᓚᕐᑎᓂᕐᒧᑦ ᐃᓂᖅᑕᐅᔪᒪᓂᖏᑦ
Management Objectives

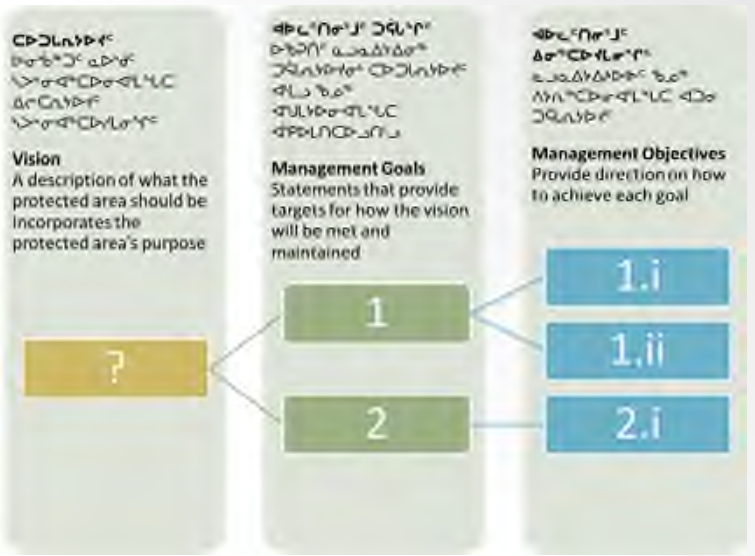
Vision
A description of what the protected area should be Incorporates the protected area's purpose
Management Goals
Statements that provide targets for how the vision will be met and maintained
Management Objectives
Provide direction on how to achieve each goal
?
1
2
1.i
1.ii
2.i

ᐊᒃᑐᖅᑕᐅᓂᕐᓗᒃᑎᑦᑎᑕ ᐃᓕᒪᐃᓐᓇᕐᓂᖅ ᑭᓇᒃᑯᑐᐃᓐᓇᕐᓄᑦ ᐱᓕᕆᐊᖑᕙᖕᓂᖏᓐᓄᑦ ᓄᓇᒥᐅᑕᖏᑦ, ᐃᒪᕐᒥᐅᑕᖏᓪᓗ ᐊᑐᖅᑕᐅᔪᓐᓇᕐᓂᖏᓐᓂ

ᐅᔾᔨᖅᑐᑦᑎᐊᑭᓐᓇᕐᓗᑎᒃ ᐱᔪᓐᓇᐅᑎᖃᕆᐊᖃᕐᓂᕐᒥᒃ ᑲᒪᒋᔭᐅᕙᖕᓂᖏᓐᓂᒃ, ᐊᑐᖅᑕᐅᔭᕆᐊᖃᕐᓂᖏᓐᓂᓗ, ᒪᓕᒃᑕᐅᑦᑎᐊᖃᑕᕐᓗᑎᒡᓗ

ᐱᔩᒥᓴᐃᓂᖅ ᐱᐅᓂᖅᐹᖑᔪᓂᒃ ᐱᐅᓯᖃᖅᑯᔨᓂᖅ ᐸᒡᕕᓴᐃᓇᖏᓂᖅᓴᐅᔪᓂᒃ ᓱᕋᖅᑎᕆᓗᑕᐅᓂᐊᖏᑦᑐᓂᒡᓗᓐᓃᑦ ᓄᓇᒥᐅᑕᕆᔭᐅᔪᓂᒃ

ᐃᓚᐅᖃᑕᕐᓂᖅ ᐊᕕᒃᑐᖅᓯᒪᓂᖏᓐᓂ ᑲᒪᒋᔭᐅᕙᓪᓕᐊᓕᖅᑐᓂᒃ, ᐱᒋᐊᖅᑎᑕᐅᔪᒪᔪᓂᓪᓗᓐᓂᑦ ᐱᓕᕆᐊᒃᓴᓂᒃ ᐃᑲᔪᕐᓂᕐᒧᑦ ᓴᐳᓐᓂᐊᖅᑕᐅᓂᖏᓐᓂᒃ ᑎᖕᒥᐊᖃᕐᕖᑦ, ᓄᓇᐃᓪᓗ ᖃᓂᒋᔭᖏᓃᑦᑐᑦ

Minimize the impacts of human activities on resources

Ensure the permitting processes are being respected

Promote best practices to minimize the disturbance or destruction of resources

Participate in regional processes or initiatives that support the conservation of the MBSs and surrounding areas

ᐊᐅᓚᑦᑎᓂᖏᓐᓂ ᖃᓄᐃᓕᖓᓂᐊᕐᓂᖏᑦ

Management Approaches

ᐊᐅᓚᑦᑎᓂᖏᓐᓂᒃ ᖃᓄᐃᓕᖓᓂᐊᖅᑐᑦ ᐅᖃᐅᓯᖃᓲᖑᕗᑦ ᖃᓄᐃᓕᐅᕈᑕᐅᓂᐊᓕᖅᑐᓂᒃ ᐊᒃᓱᕈᑕᐅᔪᓐᓇᖅᑐᓂᒃ ᐊᐅᓚᑦᑎᓇᓱᖕᓂᕐᒧᑦ, ᐊᖑᒪᔭᐅᓗᑎᒡᓗ ᐊᐅᓚᑦᑎᓂᕐᒧᑦ ᐱᓕᕆᐊᖑᐊᓂᒍᒪᓯᒪᔪᑦ

- ᐱᐅᓯᑐᖃᖅᑎᒍᑦ ᐊᕙᑎᖓᓂ ᓄᓇᒥᐅᑕᖏᑦ ᐊᒻᒪᓗ ᐆᒪᔪᐃᑦ ᐱᑕᖃᕐᓂᖏᑦ
- ᐆᒪᔪᐃᓪᓗ ᐆᒪᔪᕐᓄᓪᓗ ᓇᔪᖓᓇᔭᐅᕙᖕᓂᖏᓐᓂᒃ ᐊᐅᓚᑦᑎᓂᖅ
- ᓇᐅᑦᑎᖅᑐᓇᐊᖅᑕᐅᖃᑦᑕᐃᓐᓇᕐᓂᖏᑦ ᐊᒻᒪᓗ ᖃᐅᔨᓴᖅᑕᐅᖃᑕᕐᓂᖏᑦ
- ᐃᓄᓕᒫᓂᒃ ᖃᐅᔨᒪᑎᑦᑎᕙᓪᓕᐊᓂᖅ ᐊᒻᒪᓗ ᖃᐅᔨᒪᔭᐅᔪᒃᓴᐅᓂᖏᓐᓂᒃ ᐊᐅᓚᑦᑎᕙᖕᓂᖅ

Management Approaches outline ways to address the Management Challenges, while meeting the Management Goals

- Cultural Resources Management
- Wildlife and wildlife habitat Management
- Monitoring and Research
- Public Awareness and Information Management

ᐊᐅᓚᑦᑎᓂᖏᓐᓂ ᖃᓄᐃᓕᖓᓂᐊᕐᓂᖏᑦ

Management Approaches

ᐱᐅᓯᑐᖃᖅᑎᒍᑦ ᐊᕙᑎᖓᓂ ᓄᓇᒥᐅᑕᖏᑦ ᐊᒻᒪᓗ ᐆᒪᔪᐃᑦ ᐱᑕᖃᕐᓂᖏᑦ

ᐅᔾᔨᖅᑐᑦᑎᐊᖃᑕᕐᓂᖅ ᓴᐳᓐᓂᐊᖅᑕᐅᓂᖏᓐᓂᒃ ᐃᓄᖃᕐᕕᐅᕙᓚᐅᖅᑐᑐᖃᐃᑦ ᕿᒪᑯᕕᓂᖃᕐᕕᐅᓂᖏᑦ, ᐃᓄᐃᑦᓗ ᐅᖃᐅᓯᖏᑦ, ᐃᓄᐃᑦᓗ ᓄᓇᒥᓂᒃ ᐃᒪᕐᑯᑎᖏᓐᓂᓪᓗ ᑕᐃᒎᓯᑐᖃᖏᑦ, ᐃᓚᔭᐅᕙᓪᓕᐊᓗᑎᒃ ᖃᐅᔨᒪᔭᐅᕙᓪᓕᐊᔪᓄᑦ, ᑎᑎᕋᖅᑕᐅᕙᓪᓕᐊᖃᑦᑕᐃᓐᓇᕐᓗᑎᒃ ᐊᒻᒪᓗ ᓄᓇᙳᐊᓕᐅᖃᑦᑕᕐᓗᑎᒃ

Cultural Resources Management

Ensure preservation of archeological sites, Inuit language, and Inuit place names and add to knowledge through inventory and mapping projects

ᐊᐅᓚᕐᑎᓂᖏᓐᓂ ᖃᓄᐃᓕᖓᓂᐊᕐᓂᖏᑦ

Management Approaches

ᐆᒪᔪᐃᓪᓗ ᐆᒪᔪᕐᓄᓪᓗ ᓇᔪᒐᕆᔭᐅᕙᖕᓂᖏᓐᓂᒃ ᐊᐅᓚᕐᑎᓂᖅ

- ᐊᓯᔾᔨᖅᑕᐅᓗᓂ ᐃᓕᑕᕆᔭᐅᓂᖓᓄᑦ ᑎᒃᑯᐊᖅᑕᐅᓯᒪᓂᖓ ᑲᓇᑕᒥ ᐆᒪᔪᖃᕐᕕᐅᓂᕐᒧᑦ, ᐱᔾᔪᑕᐅᔫᓇᕐᒪᑦ ᐊᓯᔾᔨᖅᑕᐅᔫᓇᕐᓂᖏᓐᓂᒃ ᑭᒡᓕᖃᕐᕕᐅᓂᖏᑦ
- ᐊᒥᓱᒐᓴᖕᓂᒃ ᖃᓄᐃᓕᐅᕈᑕᐅᓂᐊᖅᑐᓂᒃ ᐃᑲᔪᖅᓯᐃᓗᑎᒃ ᐊᐅᓚᑎᔾᔪᑎᒃᓴᓄᑦ ᑲᖑᐃᑦ ᐊᒥᓱᓂᖏᓐᓂᒃ
  - ᐱᔫᒥᓴᐃᓂᖅ ᓄᓇᓕᖕᓂ ᑲᖑᖅᓯᐅᖃᑦᑕᕐᑯᔪᕙᖕᓂᕐᒥᒃ, ᑐᓂᐅᖃᐃᖃᑦᑕᐅᑎᕙᖕᓂᖅ ᐊᐃᑦᑐᕙᓪᓗᑎᒃ ᐃᓄᖃᑎᒥᓄᑦ, ᐊᑭᓖᑎᑦᑎᓗᑎᒃ ᐊᖑᓇᓱᒋᐊᕈᔾᔪᖃᑦᑕᕐᓂᖅ ᐊᒻᒪᓗ ᑮᓈᐅᔭᓕᐅᕈᑕᐅᔫᓇᖅᑐᓂᒃ ᐊᑐᕈᓐᓇᕐᓂᖅ, ᑲᔪᓯᓗᑎᒃ ᖃᐅᔨᓴᖅᑕᐅᕙᓪᓕᐊᓂᖏᑦ
- ᐊᒃᑐᖅᑕᐅᓂᕐᓗᒃᑎᑦᑎᑕᐃᓕᒪᕆᐊᕐᓂᖅ ᑕᕆᐅᒃᑯᒃ ᐅᒥᐊᕐᔪᐊᕐᓂᒃ ᖃᖓᑕᔫᒃᑯᓪᓗ ᐃᖏᕐᕋᕙᒃᑐᓂᒃ ᐅᒪᔪᐃᑦ ᐱᓪᓗᒋᑦ

Wildlife and wildlife habitat Management

- Change designation to National Wildlife Area, which may involve a boundary change
- Support several strategies to manage goose population
  - Promote local harvest, sharing, sport hunting, and commercial opportunities, ongoing research
- Mitigate marine and air traffic impacts on wildlife

ᐊᐅᓚᑦᑎᓂᖏᓐᓂ ᖃᓄᐃᓕᖓᓂᐊᕐᓂᖏᑦ
Management Approaches

ᓇᐅᑦᑎᖅᑐᕆᐊᖅᑕᐅᖃᑦᑕᐃᓐᓇᕐᓂᖏᑦ ᐊᒻᒪᓗ ᖃᐅᔨᓴᖅᑕᐅᖃᑕᕐᓂᖏᑦ

- ᐃᑲᔪᖅᓱᐃᓂᖅ ᑲᔪᓯᓂᖏᓐᓂᒃ ᖃᐅᔨᓴᖅᑕᐅᕙᓪᓕᐊᔪᑦ ᐊᒻᒪᓗ ᓇᐅᑦᑎᖅᑐᖅᑕᐅᔭᖅᑐᖃᑦᑕᕐᓂᖏᑦ, ᑎᑎᕋᖅᑕᐅᕙᓪᓕᐊᓗᑎᓪᓗ ᐃᓄᖃᕐᕕᐅᕙᓚᐅᖅᑐᑦ ᕿᒪᑯᕕᓂᖃᕐᕕᐅᔪᑦ
- ᐃᑲᔪᖅᓱᖅᑕᐅᓗᑎᒃ ᓴᓪᓕᕐᒥᐅᑕᓄᑦ ᖃᐅᔨᓴᖅᑕᐅᕐᑯᔭᐅᔪᑦ ᓯᕗᓪᓕᐅᕐᑯᔭᐅᓪᓗᑎᒃ
- ᐱᐅᓯᕆᐊᖅᑕᐅᓗᑎᒃ ᖃᐅᔨᒪᔾᔭᑏᑦ ᐊᕙᑎᒥᒃ ᐆᒪᔪᕆᔭᐅᕙᒃᑐᑦ ᐊᒻᒪᓗ ᐱᐅᓯᑐᖃᖅᑎᒍᑦ ᐊᕙᑎᖓᓂ ᓄᓇᒥᐅᑕᖏᑦ ᐊᒻᒪᓗ ᐆᒪᔪᐃᑦ ᐱᑕᖃᕐᓂᖏᑦ

Monitoring and Research

- Support ongoing research and monitoring, document archaeological sites
- Support Salliqmiut research priorities
- Improve knowledge of ecological and cultural resources in the MBSs

ᐊᐅᓚᑦᑎᓂᖏᓐᓂ ᖃᓄᐃᓕᖓᓂᐊᕐᓂᖏᑦ
Management Approaches

ᐃᓄᓕᒫᓂᒃ ᖃᐅᔨᒪᑎᑦᑎᕙᓪᓕᐊᓂᖅ ᐊᒻᒪᓗ ᖃᐅᔨᒪᔭᐅᔪᒃᓴᐅᓂᖏᓐᓂᒃ ᐊᐅᓚᑦᑎᕙᖕᓂᖅ

- ᓴᕿᑎᑦᑎᓗᑎᒃ ᑐᓴᐅᒪᔭᐅᑎᑦᑎᖃᑦᑕᕐᓂᕐᒧᑦ ᐸᕐᓇᐅᑎᒃᓴᓂᒃ ᐊᒻᒪᓗ ᐱᕕᒃᓴᖃᕐᑎᑕᐅᕙᖕᓂᖏᓐᓄᑦ ᐃᓄᐃᑦ ᑐᓴᐅᒪᑎᑦᑎᖃᑕᕈᓐᓇᕐᓂᕐᒥᒃ ᖃᐅᔨᔭᐅᕙᓪᓕᐊᔪᓂᒃ, ᖃᐅᔨᒪᔭᖏᓐᓂᒡᓗ ᓄᓇᒧᖓᐅᕙᒃᑐᓄᑦ, ᐅᖃᐅᓯᐅᔪᓐᓇᖃᑦᑕᕐᓗᑎᒡᓗ ᐃᓱᒪᓘᑕᐅᔪᑦ ᐃᓄᖕᓄᑦ ᐊᒻᒪᓗ ᖃᐅᔨᓴᖅᑕᐅᓂᐊᖅᑐᓂᒃ ᓯᕗᓪᓕᐅᑎᑕᐅᓂᐊᖅᑐᑦ
- ᐱᔫᒥᓴᐃᓂᖅ ᐃᑲᔪᖅᓱᐃᕙᖕᓂᕐᓗ ᐃᓄᖕᓂᒃ ᐊᒻᒪᓗ ᐃᓄᖕᓂᒃ ᐃᓕᓐᓂᐊᖅᑎᐅᔪᓂᒃ ᐱᖃᑕᐅᔪᒪᓂᖏᓐᓂᒃ ᓄᓇᓕᖕᓂ ᐊᔪᖏᓂᖃᓕᕈᓐᓇᕐᓂᖏᓐᓂᒃ
- ᐃᑲᔪᖅᓱᐃᓂᖅ ᑲᔪᓲᓐᓇᕈᓐᓇᕋᔭᖅᑐᓂᒃ ᐊᑐᖅᑕᐅᖏᓐᓇᕈᓐᓇᖅᑐᓂᒃ ᐳᓚᕋᑦᑐᓕᕆᓂᕐᒥᒃ ᐊᐅᓚᑦᑎᓂᖏᓐᓂᒃ ᐃᓗᐊᓂ ᑎᖕᒥᐊᖃᕐᕕᖕᓂ

Public Awareness and Information Management

- Develop a communication plan and provide opportunities to share information and knowledge among users, discuss concerns and research priorities
- Encourage and support Inuit and Inuit student initiatives to build local capacity
- Support sustainable tourism operations within the MBSs

ᐊᐅᓚᑦᑎᓂᖏᓐᓂ ᖃᓄᐃᓕᖓᓂᐊᕐᓂᖏᑦ
Management Approaches

ᐃᓄᓕᒫᓂᒃ ᖃᐅᔨᒪᑎᑦᑎᕙᓪᓕᐊᓂᖅ ᐊᒻᒪᓗ ᖃᐅᔨᒪᔭᐅᔪᒃᓴᐅᓂᖏᓐᓂᒃ ᐊᐅᓚᑦᑎᕙᖕᓂᖅ

- ᑎᑎᕋᖅᑕᐅᓯᒪᓗᑎᒃ ᓄᓇᒦᑦᑕᖅᑐᕐᕕᐅᕙᒃᑐᑦ, ᖃᐅᔨᐊᖅᑕᐅᖃᑦᑕᕐᓗᑎᓪᓗ ᐊᖑᓇᓱᒃᑏᑦ ᑲᑐᔾᔨᖃᑎᒌᖏᓐᓄᑦ ᑕᐃᒃᑯᐊ ᓄᓈᓂᒃ ᑐᒃᓯᕋᐅᑎᑦ ᑎᖕᒥᐊᖃᕐᕕᒦᑦᑐᒪᓂᖏᓐᓂᒃ, ᖃᐅᔨᓴᖅᑕᐅᖃᑕᕐᓗᑎᓪᓗ ᐃᓲᓐᓂᓚᐅᓯᖕᒐᖅ
- ᒪᓕᑦᑎᐊᖃᑦᑕᕐᓂᕐᒥᒃ ᐱᔫᒥᓴᐃᓂᖅ - ᑐᓴᐅᒪᑎᑦᑎᖃᑕᕐᓗᑎᒃ ᖃᐅᔨᒪᔭᐅᓕᐊᖅᑐᓂᒃ ᒪᓕᒐᓕᕆᔪᓂᒃ ᐊᒻᒪᓗ ᒪᓕᒐᓪᓗᑐᕆᔭᐅᕙᒃᑐᓂᒃ, ᐊᐅᓚᑦᑎᓂᕐᒧᓪᓗ ᑐᕌᒐᕆᔭᐅᔪᓂᒃ ᐊᒻᒪᓗ ᐱᓕᕆᐊᖑᐊᓂᒍᒪᔪᓂᒃ

Public Awareness and Information Management

- Maintain list of camps, assess new requests inside MBSs with HTO and inspect periodically
- Compliance promotion – share information about laws and regulations, management goals and objectives

ᐊᖏᕈᑕᐅᓯᒪᔪᑦ ᐱᓕᕆᐊᖑᔪᓐᓇᕐᓂᖅ ᑎᑭᓯᒪᕝᕕᐅᔪᓐᓇᕐᓂᖏᓪᓗ
Authorized Activities and Access

- ᐃᓄᐃᑦ **ᐱᔪᓐᓇᐅᑎᖃᕆᐊᖃᖅᑎᑕᐅᖏᓚᑦ** ᑎᑭᓯᒪᔪᓐᓇᕐᓂᖏᓐᓂ ᑎᖕᒥᐊᖃᕝᕖᑦ ᓄᓇᖏᓐᓄᑦ, ᐱᐅᓯᑐᖃᕐᒥᓂᒃ ᐊᑐᓂᐊᖅᑎᓪᓗᒋᑦ, ᓲᕐᓗ ᐊᖑᓇᓱᖕᓂᖏᓐᓂ, ᓴᓇᖑᐊᓚᒃᓴᓂᒃ ᐅᔭᕋᐃᔭᐃᓂᖏᓐᓂ, ᓄᓇᒥᑕᖅᑐᖅᓯᒪᓂᖏᓐᓂ (ᒪᓕᒐᖏᑦ ᒪᓕᒡᓗᒋᑦ ᓄᓇᕗᒻᒥ ᓄᓇᑖᕈᑎᓄᑦ ᐊᖏᕈᑏᑦ ᐊᒻᒪᓗ ᐃᓄᐃᑦ ᐊᑐᖅᑕᐅᓯᒪᓂᖏᓐᓄᑦ ᐃᑲᔫᓯᐊᒃᓴᖏᓐᓄᑦ ᐊᖏᕈᑎᑦ)
- ᐃᓄᐃᑦ **ᐱᔪᓐᓇᐅᑎᖃᕆᐊᖃᖅᑎᑕᐅᖏᓚᑦ** ᑎᑭᓯᒪᔪᓐᓇᕐᓂᖅ ᑎᖕᒥᐊᖃᕝᕖᑦ ᓄᓇᖏᓐᓄᑦ ᐊᖑᓇᓱᒋᐊᕈᔾᔨᓂᖏᓐᓄᑦ ᐅᕝᕙᓗᓐᓃᑦ ᐃᖃᓗᒃᓯᐅᓇᐊᔾᔨᓯᒪᓂᖏᓐᓄᑦ

- Inuit **do not** require a permit to enter the MBSs for traditional activities, including harvesting, removal of carving stone, setting up camps (*Nunavut Agreement* and IIBA)
- Inuit **do not** require a permit to enter the MBSs when working as a hunting or fishing guide

ᐊᖏᕈᑕᐅᓯᒪᔪᑦ ᐱᓕᕆᐊᖑᔪᓐᓇᕐᓂᖅ ᑎᑭᓯᒪᕝᕕᐅᔪᓐᓇᕐᓂᖏᓪᓗ

Authorized Activities and Access

- ᑕᒪᕐᓂᒃ ᐃᓄᒻᒪᕆᐅᖏᑦᑐᑦ **ᐱᔪᓐᓇᐅᑎᖃᕆᐊᖃᖅᑎᑕᐅᕗᑦ** ᑎᑭᓯᒪᔪᓐᓇᕐᓂᖅ ᑎᖕᒥᐊᖃᕐᕕᖕᓄᑦ (ᓄᓇᖏᓂᓄᓪᓗᓐᓃᑦ ᐃᒪᖁᑎᖏᓐᓄᓪᓗᓐᓃᑦ) ᑕᐃᒃᑯᐊᓗ ᐱᔪᓐᓇᐅᑎᖃᕆᐊᖃᖅᑐᑦ ᐃᓄᒻᒪᕆᐅᖏᑦᑐᑦ ᐊᑭᓖᕙᒃᑐᓂᒃ ᐊᖑᓇᓱᒋᐊᕈᔾᔨᕙᒃᑐᑦ, ᖃᐅᔨᓴᖅᑎᓗᑦ, ᐳᓚᕋᑏᓪᓗ ᓂᐅᕐᕈᐊᑦ
- ᑕᒪᕐᒥᒃ ᑮᓈᐅᔭᓕᐅᕈᑎᖃᕐᓂᕐᒧᑦ ᐱᓕᕆᐊᖃᕐᓂᕐᒧᓪᓗᓐᓃᑦ ᐱᓕᕆᓂᕐᒧᑦ (ᐃᓄᐃᑦ ᐊᒻᒪᓗ ᐃᓄᒻᒪᕆᐅᖏᑦᑐᖅ ᓇᖕᒥᓂᖅ ᐱᓕᕆᕕᖁᑎᖃᖅᑐᑦ **ᐱᔪᓐᓇᐅᑎᖃᕆᐊᖃᖅᑕᐅᕗᑦ**. ᑕᐃᒪᓇᔭᖏᑦᑐᑑᓄᑦ ᐃᓄᐃᑦ ᐊᖑᓇᓱᒋᐊᕈᔾᔨᔪᑦ ᐊᒻᒪᓗ ᐃᖃᓕᐊᕈᔾᔨᓯᒪᔪᑦ

- All non-Inuit **do** require a permit to enter the MBSs (land or water) including non-Inuit sport hunters, researchers and tourists
- All commercial or business activities (Inuit and non-Inuit owned businesses) **do** require a permit. Except for Inuit hunting and fishing guides

ᐊᖏᕈᑕᐅᓯᒪᔪᑦ ᐱᓕᕆᐊᖑᔪᓐᓇᕐᓂᖅ ᑎᑭᓯᒪᕝᕕᐅᔪᓐᓇᕐᓂᖏᓪᓗ

Authorized Activities and Access

- ᑕᒪᕐᒥᒃ ᐱᓕᕆᕆᓴᐅᔪᑦ ᐃᓄᒻᒪᕆᐅᖏᑦᑐᓄᑦ ᐱᔪᓐᓇᐅᑎᖃᕆᐊᖃᖅᐳᑦ ᖃᖓᑐᐃᓐᓇᖅ ᑎᖕᒥᐊᖅᑲᕐᓂᖓᓂ (ᐄᐳᒥᒃ-ᐊᒃᑑᐱᕆᒧᑦ ᑕᕿᓂ)
- ᖃᓄᐃᑦᑐᑐᐃᓐᓇᕐᓂᒃ ᐱᓕᕆᔪᑦ ᓱᕋᖅᑎᕆᓗᑕᐅᔪᓐᓇᖅᑐᓂᒃ ᑎᖕᒥᐊᖅᑲᕐᕖᑦ ᐊᕙᓗᖏᓐᓂᒃ ᐱᔪᓐᓇᐅᑎᖃᕆᐊᖃᖅᐳᑦ (ᐊᕐᕋᒍᓕᒫᖅ)
- ᐃᓄᒻᒪᕆᐅᖏᑦᑐᑦ ᐱᔪᓐᓇᐅᑎᖃᕆᐊᖃᖅᐳᑦ ᕐᑯᑭᐅᓯᓴᕈᓐᓇᕐᓂᕐᒧᑦ ᑎᖕᒥᐊᖅᑲᕐᕕᖕᓂ

- All activities by non-Inuit require a permit when migratory birds are present (APR-OCT)
- Any activities that may result in the destruction of migratory bird habitat requires a permit (YEAR-ROUND)
- Non-Inuit must have a permit to carry a firearm in the MBSs

ᐱᔪᓐᓇᐅᑎᖃᕈᑕᐅᔪᓐᓇᕐᓂᖏᑦ
Permit Authorizations

- ᐃᓄᐃᑦ ᐱᔪᓐᓇᐅᑎᖃᕆᐊᖃᖅᑐᑦ ᑎᑭᓯᒪᔪᓐᓇᕐᓂᖅ ᑎᖕᒥᐊᖃᕐᕕᖕᓄᑦ ᐆᒃᑐᕈᓐᓇᖅᐳᑦ ᐱᓇᓱᒡᓗᑎᒃ ᑲᓇᑕᒥ ᐆᒪᔪᓕᕆᔨᒃᑯᑦ ᐱᔾᑎᕋᐃᔨᖏᓐᓂᒃ:

  ec.nupermisscf-cwspermitnu.ec@canada.ca

  ᐃᖃᓗᖕᓂ ᐃᖃᓇᐃᔭᕐᕕᒃ: 867-975-4642

- ᐃᕐᓂᐅᕐᕕᒃᑯᑦ ᐊᐅᓚᑦᑎᔨᐅᖃᑕᐅᓂᕐᒧᑦ ᑲᑎᒪᔨᕋᓛᖏᑦ ᕿᒥᕐᕈᐊᖅᑎᐅᕙᑦ ᑕᒪᐃᓐᓂᑦᑎᐊᖅ ᐆᒃᑐᕈᑎᓂᒃ ᐱᔪᓐᓇᐅᑎᑖᕋᓯᒃᑐᓂᒃ ᐊᒻᒪᓗ ᐊᑐᓕᕐᑯᔨᕙᒃᓯᑎᒃ ᑲᓇᑕᒥ ᐆᒪᔪᓕᕆᔨᒃᑯᑦ ᐃᖃᓇᐃᔭᕐᕕᖓᓄᑦ ᐊᖏᖅᑕᐅᕐᑯᔨᖕᒪᖔᑕᓗᓐᓃᑦ ᐊᖏᖅᑕᐅᕐᑯᔨᖏᒻᒪᖔᑖᓘᓐᓃᑦ ᓇᓗᓇᐃᔭᐃᕙᒃᓯᑎᒃ

PERMITS
APPROVED

- Persons who require a permit to enter the MBSs can apply for a permit from the Canadian Wildlife Service:

  ec.nupermisscf-cwspermitnu.ec@canada.ca

  Iqaluit office: 867-975-4642

- The Irniurviit ACMC reviews all permit applications and provides recommendations to the Canadian Wildlife Service on whether the permit should be issued or not

ᐱᔪᓐᓇᐅᑎᖃᕈᑕᐅᔪᓐᓇᕐᓂᖏᑦ
Permit Authorizations

- ᐱᔪᓐᓇᐅᑎᓂᒃ ᑐᓂᔭᐅᔪᓐᓇᖅᑐᑦ ᐃᒪᓐᓇᐃᒃᑯᑎᒃ:
  - ᐱᓕᕆᐊᕆᔪᒪᔭᖏᑦ ᓱᕋᖅᑎᕆᓗᑕᐅᓂᐊᖏᑐᐊᕈᑎᒃ ᑎᖕᒥᐊᕐᓄᑦ, ᒪᓐᓂᖏᓐᓄᑦ, ᐅᒡᓗᖏᓐᓄᑦ, ᓇᔪᖅᐸᒃᑕᖏᓐᓄᓪᓗ ᐊᒻᒪᓗ/ᐅᕝᕙᓗᓐᓃᑦ
  - ᐱᓕᕆᐊᕆᓂᐊᖅᑕᖏᑦ ᒪᓕᑎᐊᕈᑎᒃ ᐱᑕᖃᕈᑕᐅᓂᖏᓄᑦ ᑎᖕᒥᐊᖅᑲᕐᕖᑦ ᐊᒻᒪᓗ ᐊᐅᓚᑎᔾᔪᑎᒃᓴᐃᑦ ᑕᐃᒃᑯᐊ ᐸᕐᓇᐅᑎᒃᓴᖏᑦ
- Permits may be issued if:
  - The activity is not harmful to migratory birds, eggs, nests, or habitats and/or
  - The activity is consistent with the purpose of the MBSs and their management plans

ᓯᕐᔭᕆᐊᕐᔪᐊᖅ White-rumped Sandpiper

ᓴᐅᕐᕋᖅ Red Phalarope

ᓄᓇᖓᑦ ᑎᒃᑯᐊᖅᑕᐅᓯᒪᓂᖓᑦ / Site Designation

- ᖃᖅᓴᐅᖅᑐᖅ ᐊᒻᒪᓗ ᐃᒃᑲᑐᐊᖅ ᒫᓐᓇᐅᔪᖅ ᐃᓕᑕᕆᔭᐅᓯᒪᖕᒪᑕ ᑎᒃᑯᐊᖅᑕᐅᓯᒪᓪᓗᑎᒃ ᑎᖕᒥᐊᖅᑲᖅᐱᐅᓂᕐᒧᑦ ᓴᐳᓐᓂᐊᖅᑕᐅᓯᒪᕙᐅᓂᕐᒥᒃ; ᑭᓯᐊᓂᓕ, ᐆᒪᔪᐃᑦ ᐊᒻᒪᓗ ᐱᐅᓯᑐᖃᖅᑎᒍᑦ ᐊᕙᑎᖓᓂ ᓄᓇᒥᐅᑕᖏᑦ ᐊᒻᒪᓗ ᐆᒪᔪᐃᑦ ᐱᑕᖃᕐᓂᖏᑦ ᓴᐳᓐᓂᐊᖅᑕᐅᓯᒪᑦᑎᐊᕐᓂᖅᓴᐅᔪᓐᓇᖅᐳᑦ ᐃᓕᑕᕆᔭᐅᓇᔾᔨᓂ ᓄᓇᖓ ᑕᐅᕗᓐᓇ ᑲᓇᑕᒥ ᐆᒪᔪᖅᑲᖅᐱᐅᔪᑎᑐᑦ
- ᐊᐅᓚᑦᑎᔾᔪᑎᒃᓴᐃᑦ ᐸᕐᓇᐅᑎᖏᑦ ᐅᖃᐅᓯᖃᖅᐳᑦ ᖃᓄᖅ ᒪᓕᒐᕆᔭᐅᔪᑦ ᒪᓕᒃᑕᐅᓯᒪᓂᖏᓐᓂᒃ ᑲᓇᑕᓕᒫᒥ ᐆᒪᔪᖅᑲᖅᐱᐅᖕᒌᕋᔭᖅᐸᑦ, ᓴᓂᐊᓂᒃ ᑎᖕᒥᐊᖅᑲᖅᐱᐅᑎᑕᐅᑐᐃᓐᓇᕐᓂᖕᒐᓂᒃ
- ᐅᖃᐅᓯᐅᓂᖏᑦ ᑎᒃᑯᐊᖅᑕᐅᓯᒪᓂᖏᓂᒃ ᐃᓕᑕᕆᔭᐅᒪᓂᖏᓐᓂ ᑕᐃᑲᓂ ᐊᐅᓚᑦᑎᔾᔪᑎᒃᓴᐃᑦ ᐸᕐᓇᐅᑎᖏᓐᓂ ᐱᒋᐊᕈᑎᖃᖅᐳᑦ ᐅᖃᐅᓯᐅᓂᖏᓐᓂᒃ ᑎᖕᒥᐊᖅᑲᖅᐱᐅᑉ ᓯᕗᓂᒃᓴᖓᓂᒃ; ᐊᓯᔾᔨᖅᑕᐅᔪᓐᓇᖏᒻᒪᑕ ᐅᖃᐅᓯᐅᓚᐅᖏᓂᖏᓐᓂᒃ, ᑐᑭᓯᓂᐊᖅᐱᐅᓚᐅᖏᓂᖏᓐ ᐃᓄᐃᑦ ᓄᓇᓖᑦ

- Qaqsauqtuuq and Ikkattuaq are currently designated as a Migratory Bird Sanctuary; however the wildlife and cultural resources within them are better suited by protection as a National Wildlife Area
- Management plans discuss how the criteria for a National Wildlife Areas are met by these MBSs
- Talking about the site designation in the management plan begins the discussion for the future; no changes would be made without further consultation with community

	ᑎᖕᒥᐊᖅᑲᖅᐲᑦ ᓴᐳᔾᔭᐅᓯᒪᕝᕕᖏᑦ	ᑲᓇᑕᒥ ᐆᒪᔪᖅᑲᖅᐲᑦ ᓴᐳᔾᔭᐅᓯᒪᕝᕕᖏᑦ
ᓴᐳᓂᐊᕈᑕᐅᓂᕐᒧᑦ ᑐᕌᒐᖅᑐᑦ	ᑎᖕᒥᐊᑦ	ᑕᒪᕐᒥᒃ ᐆᒪᔪᐃᑦ
ᓴᐳᓂᐊᖅᑕᐅᓯᓂᖏᓐᓄᑦ ᐊᑐᕐᓂᖏᑦ	ᐅᓪᓗᖅᑲᖅᐱᖏᑦ /ᐃᕙᕕᖏᑦ/ ᓄᓕᐊᖅᐱᖏᑦ	ᐊᕐᕌᒍᓕᒫᖅ
ᒪᓕᒐᖅᑎᒍᑦ	*ᑎᖕᒥᐊᖅᓕᕆᓂᕐᒥᒃ ᑲᑎᒪᖅᔭᐊᕈᑕᐅᓯᒪᔪᑦ ᒪᓕᒐᐃᑦ*	*ᑲᓇᑕᒥ ᐆᒪᔪᓕᕆᓂᕐᒧᑦ ᒪᓕᒐᐃᑦ*

	MBS	NWA
Protection Focus	Migratory birds	All wildlife
Protection Period	Nesting/breeding season	Year-round
Legal Basis	*Migratory Birds Convention Act*	*Canada Wildlife Act*

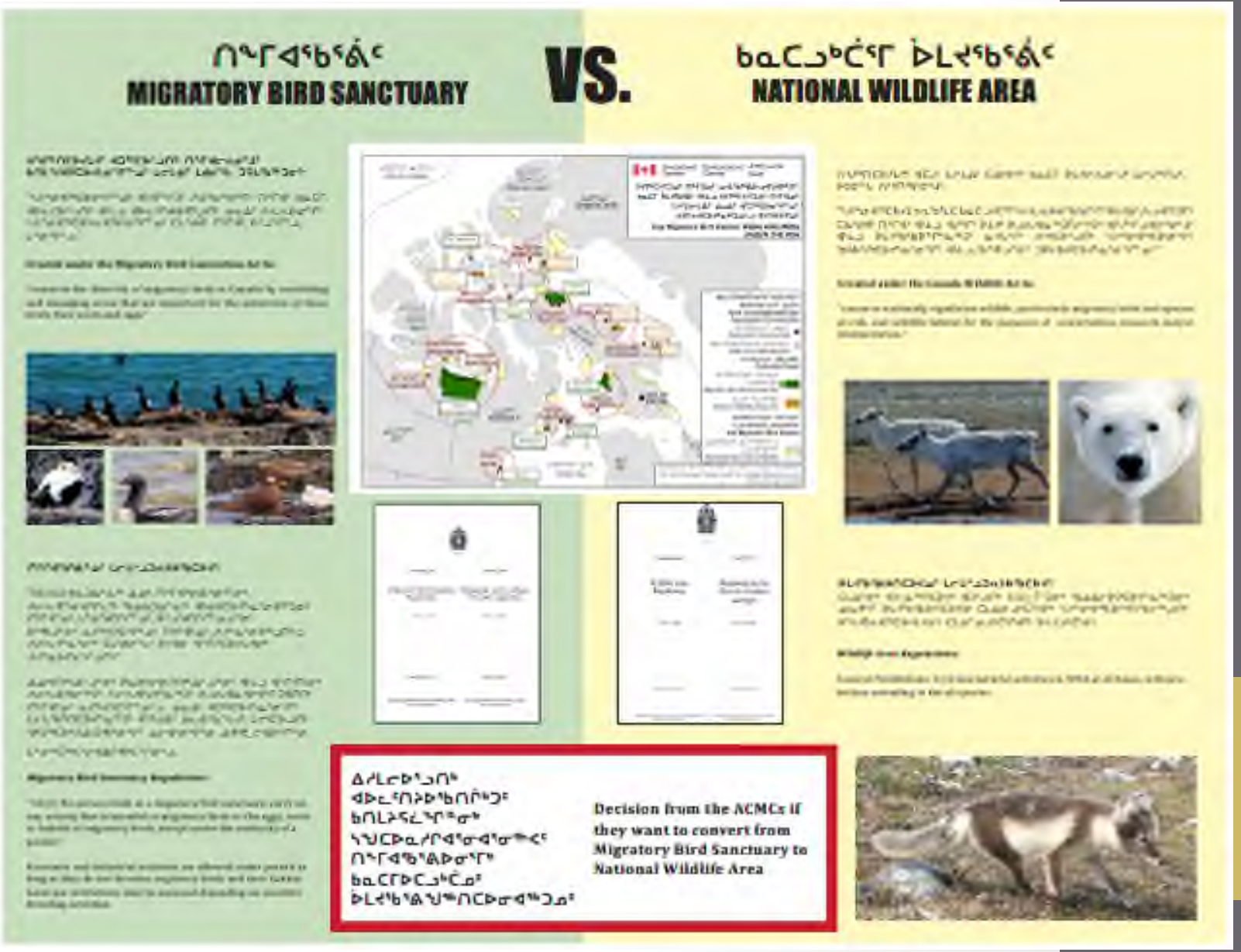
ᑎᖕᒥᐊᖅᑲᖅᐲᑦ
MIGRATORY BIRD SANCTUARY
VS.
ᑲᓇᑕᓗᒃᑖᕐᒥ ᐆᒪᔪᖅᑲᖅᐲᑦ
NATIONAL WILDLIFE AREA
Decision from the ACMCs if they want to convert from Migratory Bird Sanctuary to National Wildlife Area

ᐊᐅᓚᑦᑎᕝᔪᑎᒃᓴᐃᑦ ᐸᕐᓇᐅᑎᓂᒃ ᐊᑐᓕᖅᑎᑦᑎᓂᖅ
Management Plan Implementation

- ᐊᑐᓕᖅᑎᑕᐅᕙᓪᓕᐊᓂᐊᖅᑐᑦ ᐊᑐᒐᒃᓴᐃᑦ (ᐱᕕᒃᓴᖃᓇᐊᖃᕐᓂᖏᓗ ᑮᓇᐅᔭᐃᓪᓗ) ᐱᔪᓐᓇᐅᑕᐅᓂᐊᕐᒪᑕ
- ᐸᕐᓇᐅᑎᖏᑦ ᕿᒥᕐᕈᐊᖅᑕᐅᔪᓐᓇᕐᓂᖅ ᑕᓪᓚᒪᐅᓂᐊᖅᑐᑦ 5 ᐊᕐᕋᒎᓂᐊᖅᑐᑦ ᓈᔭᓈᖅᐸᑕ, ᑭᖑᓂᐊᒍᓪᓗ ᑕᐃᑲᙵᑦ ᖁᓚᑦ 10 ᐊᕐᕋᒍᐃᑦ ᓈᔭᕌᖓᒥᒃ

- Implemented as resources (time and money) allow
- Plan will be reviewed after 5 years, and then every 10 years after that

2025 / 2035

ᖁᔭᓐᓇᒦᒃ ᐃᓚᐅᖃᐅᒪᕕᑦ ᐅᕙᑦᑎᓐᓂ!

Thank you for joining us!

ᐅᖃᕐᕕᒃᓴᐃᑦ ᖃᐅᔨᓂᐊᕐᓗᓂ:
ᐃᕐᓂᐅᕐᕕᒃ ᐊᐅᓚᑦᑎᔨᐅᖃᑕᐅᓂᕐᒧᑦ ᑲᑎᒪᔨᕋᓛᑦ
ᑲᒪᔨᐅᔪᖅ: ᐊᖓᔪᖅᑲᑉ ᑐᖏᓕᖓ ᔾᔭᐃ-ᐃᐊᕝ ᑐᕗᐊᕐ
ᖃᓇᑕᐅᔭᒃᑯᑦ ᑎᑎᖃᕐᕕᖓᓂ
jean-francois.dufour2@canada.ca
ᐅᖄᓚᐅᒻᒥ (867) 669-4766

Contact Information:
Irniurviit Area Co-Management Committee
c/o Vice-chairperson JF Dufour
jean-francois.dufour2@canada.ca
(867) 669-4766

Laura McKinnon

ᑐᓴᕈᒪᔪᒍᑦ ᐃᓕᔅᓯᓐᓂ!
We want to hear from you!

ᐃᕐᓂᐅᕐᕖᑦ
ᐊᐅᓚᑦᑎᔨᐅᕐᑲᑕᐅᓂᕐᒧᑦ
ᑲᑎᒪᔨᕋᓛᑦ

IRNIURVIIT AREA
CO-MANAGEMENT
COMMITTEE

- ᐅᖃᐅᓯᒃᓴᕆᔭᓯ ᑐᓴᖅᑕᐅᕐᑯᔭᔅᓯᒍ ᐊᑑᑎᓕᒻᒪᕆᐊᓘᖕᒪᑕ ᐅᕙᑦᑎᓐᓄᑦ
- ᖃᓄᕐᓕ ᐃᓱᒪᒋᕙᒋᑦ ᐃᓗᓕᖕᒋᑦ ᐊᐅᓚᑦᑎᔾᔪᑎᒃᓴᐃᑦ ᐸᕐᓇᐅᑎᖕᒋᓃᑦᑐᑦ?
  - ᓈᒻᒪᒋᕙᒌᑦ ᐃᓗᓕᖕᒋᑦ ᐊᐅᓚᑦᑎᔾᔪᑎᒃᓴᐃᑦ ᐸᕐᓇᐅᑎᖕᒋᓃᑦᑐᑦ?
  - ᓱᑯᑎᖕᒋᑦ ᖃᓄᐃᓕᖕᒐᓂᖕᒋᓪᓗᓐᓃᑦ ᓈᒻᒪᒋᖕᒋᐱᒋᑦ ᐃᓗᓕᖕᒋᓐᓂ ᐊᐅᓚᑦᑎᔾᔪᑎᒃᓴᐃᑦ ᐸᕐᓇᐅᑎᓂ?
- ᖃᐅᔨᒪᔭᖃᖅᐹᑦ ᑎᖕᒥᐊᖃᕐᕕᓕᕆᓂᕐᒥᒃ ᖃᐅᔨᒪᔭᐅᕐᑯᔭᕐᓂᒃ ᐃᓚᒋᔭᐅᓕᕈᓐᓇᖅᑐᓂᒃ ᐊᐅᓚᑦᑎᔾᔪᑎᓴᐃᑦ ᐸᕐᓇᐅᑎᖕᒋᓐᓄᑦ?

- Your comments and input are very valuable to us
- What do you think of the content of the management plans?
  - Are you comfortable with the content of the management plans?
  - What are you not comfortable with in the management plans?
- Do you have any knowledge about the MBSs that you want to share so it can be included in the management plans?

Irniurviit ACMC Management Plan Presentations:

Day 2: Wednesday, November 27, 2019 2:00PM Session

Start time: 2:05 – Welcome and introduction (Ron Ningeongan)

Start time: 2:06 End Time: 3:16 – Presentation

Questions and Answers:

1. Q: About the avian cholera, will the disease be going on permanently now?

   A: It was first detected in 2005 where there was a huge die-off in the colony. Since then, the disease has only gone down and less and less fatalities are being recorded. It's hard to tell how long it will go on, so it's important to continue monitoring it.

2. Q: Where is the disease coming from? The air or the land?

   A: Avian Cholera is a bacterial disease and it comes from contaminated food or water.

Day 2: Wednesday, November 27, 2019 7:00 PM Session

Start time: 7:33 – Welcome and introduction (Noah Kadlak)

Start time: 7:36 End Time: 8:35 – Presentation

Questions and Answers:

1. Q: Are the number of geese increasing in Qaqsauqtuuq or are they leaving the area?

   A: Survey results show an increase in the population over the last 20-30 years, and a change in distribution as well. They believe the population is stabilizing now, as fewer young are surviving or becoming adults.

2. Q: Are the Migratory Bird Sanctuaries protected in the winter? For example, could a mining company come in the winter and start mining in the area in the winter?

   A: The habitat is protected; you don't need a permit to enter the sanctuaries in the winter because there are no birds present. But the bird habitat is still protected, so you can't go in and destroy any bird habitat in the winter; you would require a permit for that.

3. Q: Regarding the harvesting program; you mentioned in the presentation that there was an amount of 12 million dollars being distributed for the program; Is this amount of money a one time distribution or is it being distributed annually?

   A: The money was related to the Inuit Impact Benefit Agreement signed by ECCC, NTI and Regional Inuit Associations. There's a funding schedule and most of the funds go to NTI and the RIAs.

4. Q: For the spring goose harvesting program, will there be an increase of funding?

   A: GN funded the program. The ACMC coordinated the planning and supported the HTO in getting the funding from GN. The HTO will have to re-apply to GN for funding each year. Should there be more funding allocated?

   Comment: Yes, the rate [$/goose or egg harvested] was too low. It didn't cover enough of the costs to go out and hunt. The program came together late in the spring and the conditions were not normal last spring.

5. Q: They will always have to ask for funding again?

   A: Yes, that's our understanding. Last year was a pilot year and we'd need to discuss with GN about options to renew the program.

6. Q: I am concerned about the numbers and closeness of the geese. I feel like they are becoming more dangerous [to eat??]. I am wondering what's being done or will be done?

   A: The ACMC supports a number of strategies to help with the goose issue, e.g. promote local harvest, sharing, sport hunting, commercial harvest and more monitoring. But our role only extends to the boundaries of the MBSs. The ACMC also actively participated and supported the IQ Snow Goose study, the local Goose Spring Harvest program and new community-based monitoring studies. The federal government opened the hunting season, increased bag and possession limits and changed other hunting strategies for non-Inuit/Indigenous Peoples down south.

   Comment: They told us to hunt them, but we know when they are fat enough to hunt. If we hunted just to kill (while they are skinny), that would not look good for Inuit. Inuit do not hunt to kill; we hunt for food and if we hunted the skinny ones, it would just be wasting food. We do not hunt the skinny geese; we go after the fat ones.

Day 3: Thursday, November 28, 2019 2:00 PM Session

No attendees.

Day 3: Thursday, November 28, 2019 7:00 PM Session

Start time: 7:30 – Welcome and introduction (Noah Kadlak)

Start time: 7:30 End Time: 8:30 – Presentation

Questions and Answers: None.

Management Plan Review and Consultations

Organization	Comment	ACMC Response
Kivalliq Inuit Association Via email 22-Aug-2019	It was reported that barren-ground caribou have used some portions of the MBS as calving grounds in the past, but no details were provided.	Both management plans refer to the Keewatin Regional Land Use Plan (NPC, 2000) for more details. The map on p.51 of the Keewatin Regional Land Use Plan shows caribou calving grounds on Southampton Island. The overlap was determined using the Kivalliq Inuit Association Mapping Tool – see clips below. Ikkattuaq MBS: 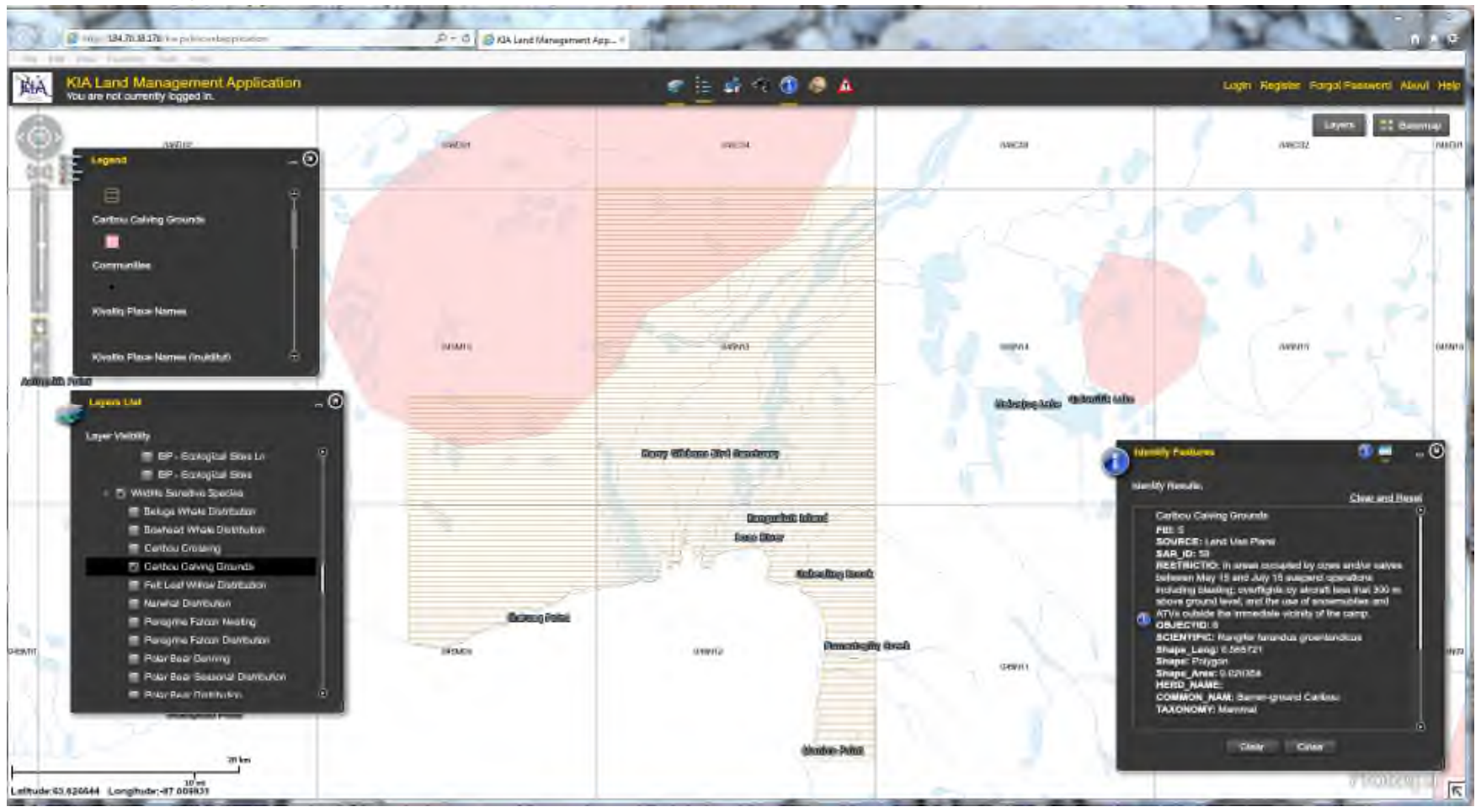 KIA Land Management Application Legend Caribou Calving Grounds Layers List Identify Features Qaqsauqtuuq MBS:

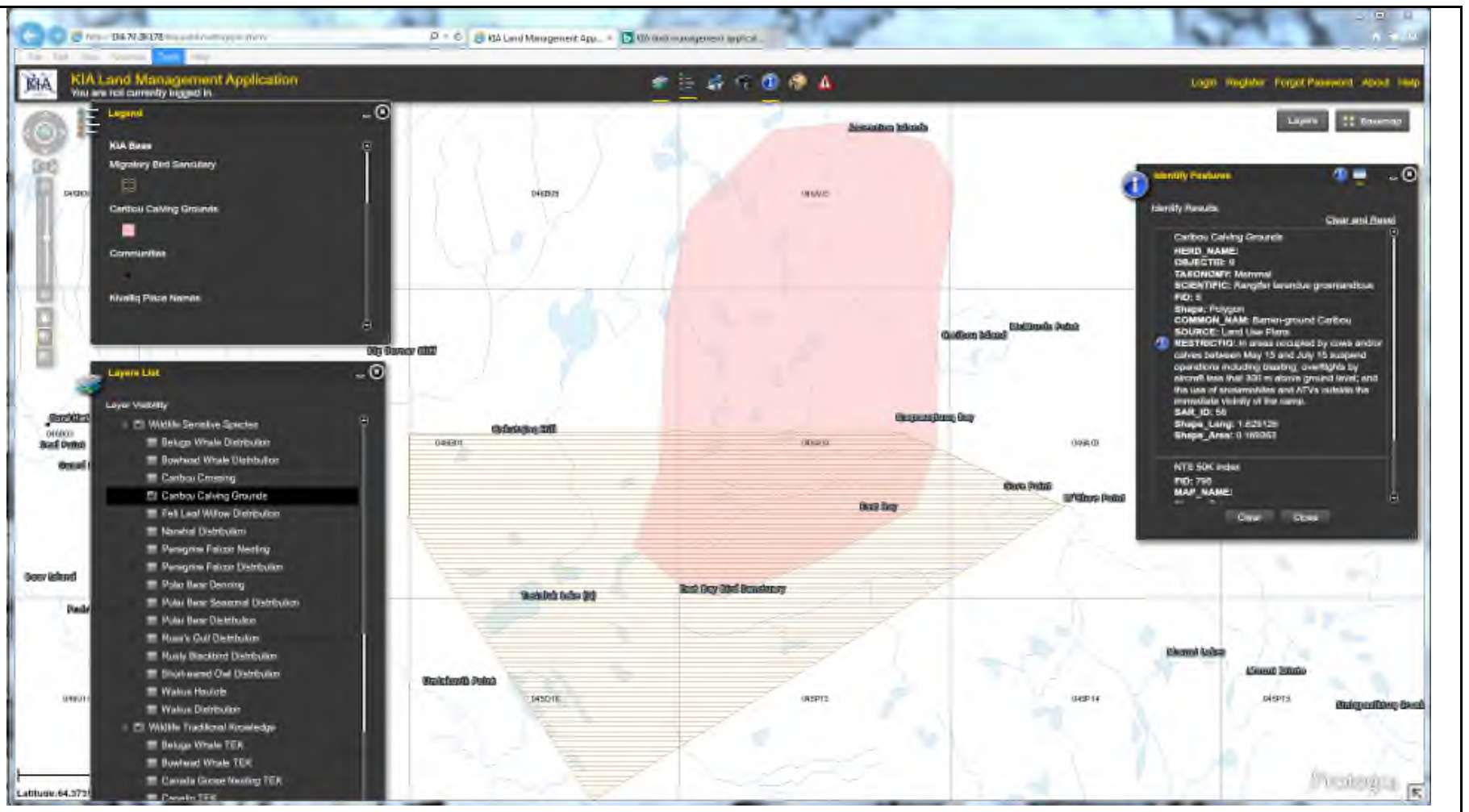
KIA Land Management Application
You are not currently logged in.
Login
Register
Forgot Password
About
Help
Layers
Basemap
Legend
KIA Base
Migratory Bird Sanctuary
Caribou Calving Grounds
Communities
Kivalliq Place Names
Layers List
Layer Visibility
Wildlife Sensitive Species
Beluga Whale Distribution
Bowhead Whale Distribution
Caribou Crossing
Caribou Calving Grounds
Felt Leaf Willow Distribution
Narwhal Distribution
Peregrine Falcon Nesting
Peregrine Falcon Distribution
Polar Bear Denning
Polar Bear Seasonal Distribution
Polar Bear Distribution
Ross's Gull Distribution
Rusty Blackbird Distribution
Short-eared Owl Distribution
Walrus Haulouts
Walrus Distribution
Wildlife Traditional Knowledge
Beluga Whale TEK
Bowhead Whale TEK
Canada Goose Nesting TEK
Capelin TEK
Identify Features
Identify Results
Clear and Reset
Clear
Close
East Bay Bird Sanctuary
Latitude:64.373

Caribou Calving Grounds
HERD_NAME:
OBJECTID: 9
TAXONOMY: Mammal
SCIENTIFIC: Rangifer tarandus groenlandicus
FID: 5
Shape: Polygon
COMMON_NAM: Barren-ground Caribou
SOURCE: Land Use Plans
RESTRICTIO: In areas occupied by cows and/or calves between May 15 and July 15 suspend operations including blasting, overflights by aircraft less that 300 m above ground level; and the use of snowmobiles and ATVs outside the immediate vicinity of the camp.
SAR_ID: 56
Shape_Leng: 1.625128
Shape_Area: 0.169363

NTS 50K Index
FID: 790
MAP_NAME:

More recent information from Draft Nunavut Land Use Plan process suggests that only Qaqsauqtuuq MBS overlaps the main calving grounds on Southampton Island. See the blue line in clip below.

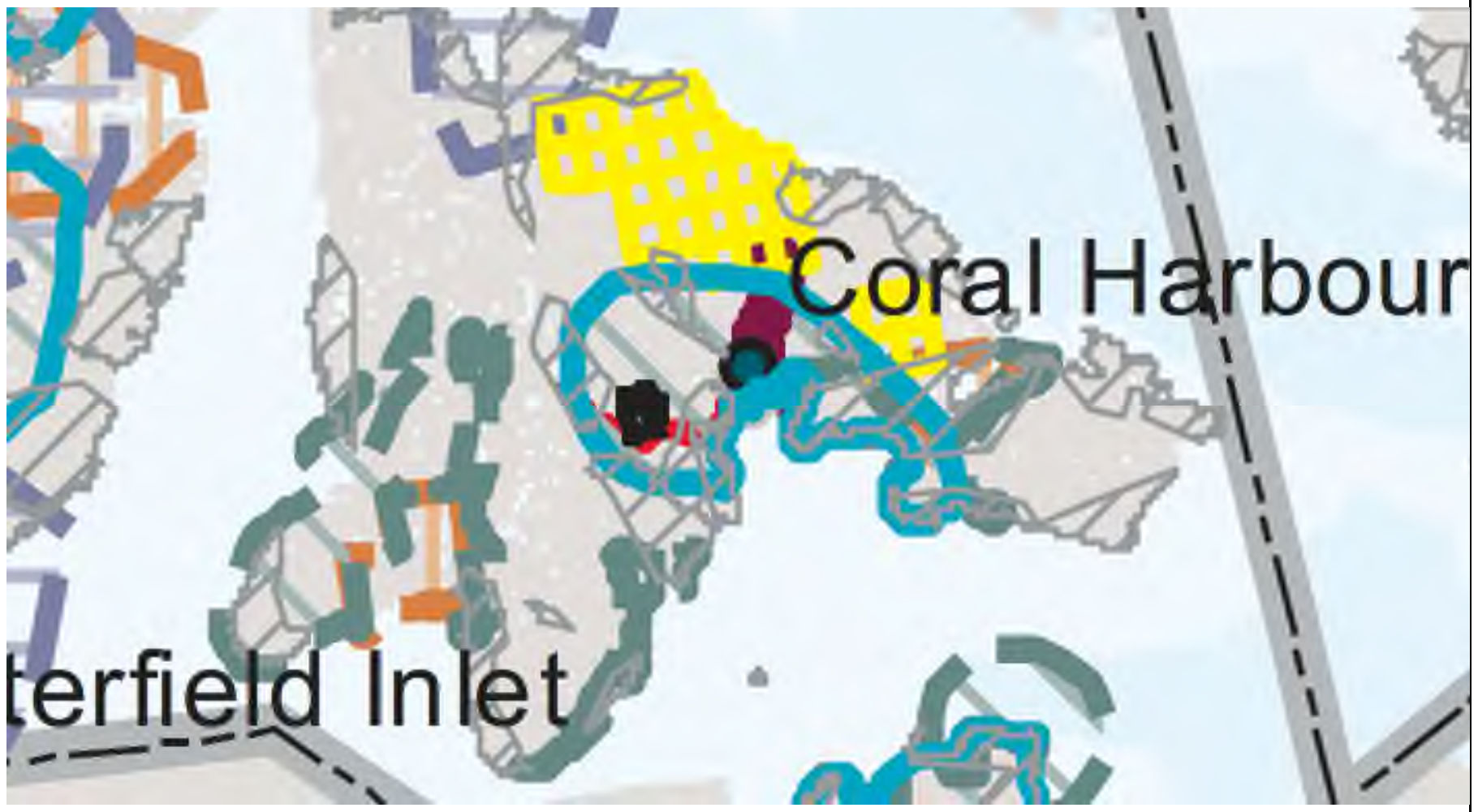
Coral Harbour
terfield Inlet

		The ACMC will add more details to Sections 2.3.1 of the management plans (see in red below). Ikkattuaq: “At least historically, the northwestern portion of the Ikkattuaq MBS overlapped ~~portions of~~ the Southampton Island caribou calving grounds (NPC, 2000). Recent information suggests that important caribou calving grounds now surround the community of Coral Harbour further to the east (NPC, 2012).” Qaqsauqtuuq: “Qaqsauqtuuq MBS also overlies portions of the traditional Southampton Island caribou calving grounds to the northeast (NPC, 2000).~~;~~ Recent information suggests that important caribou calving grounds now surround the community of Coral Harbour and overlap the western portion of the MBS (NPC, 201~~6~~2).”
Kivalliq Inuit Association Via email 22-Aug-2019	Their first objective is to work towards converting the MBS to a National Wildlife Area (under the Canada Wildlife Act) – the major change is year-round protection for more than just migratory birds. This change is supported by the Irniuviit Area Co-Management Committee, and could involve boundary changes. I am sure Government of Canada It is aware that any changes in the actual designation made have an impact in Inuit and required open of the IIBA to address the changes and a full fusibility of that change. (See Article 9 NLCA). I will advised to removed this section because have legal repercussions to the IIBA	Under the IIBA, the Irniurviit ACMC advises the Minister on all aspects of MBS management, including the protection of wildlife and wildlife habitat. The ACMC determined during the management planning process that better protection for all wildlife and cultural resources in the protected areas is required and would be of benefit to Salliqmiut – see Section 8 for more details. The purpose of the management plans is to outline the vision and goals for the protected areas and year-round protection for all wildlife and important cultural resources is the primary goal identified. The Irniurviit ACMC has written letters to CWS, NTI and KivIA (06 July 2015) formally requesting that CWS pursue the option of a status change. Article 13 of the IIBA outlines a process for changes to MBSs and NWAs. This process includes (but is not limited to) notification and consultation with NTI, KivIA, Salliqmiut and the ACMC, and will involve the

		establishment of an assessment group to consider the status change. The IIBA already anticipated potential changes to protected areas in Article 13, and as such all signatories, including the Government of Canada, have agreed to an established process and hence are aware of the implications. For these reasons, the Irniurviit ACMC will keep this section in the management plans.
Kivalliq Inuit Association Via email 22-Aug-2019	Section 5.0, pg 24: There was recognition of inclusion of IQ in research and management decisions. KIA develop a methodology for water and fish to collect IQ and Scientific information at the same time please (see attach document)	Thank you for providing this information. The Irniurviit ACMC will refer to this methodology when implementing the management plans.
Kivalliq Inuit Association Via email 22-Aug-2019	Section 6.2.6, pg 29: Minimum air traffic flight avoidance (650 m altitude and 1.5 km horizontal) is consistent with other Nunavut management plans.	The Irniurviit ACMC's intent throughout the management plans is to be consistent with existing guidance and regulation. Thank you for confirming this.
Kivalliq Inuit Association Via email 22-Aug-2019	The 2016 to 2023 IIBA for NWAs and MBSs in the Nunavut Settlement Area (Section 12.3.1) states that $20,000 compensation should be paid to the local HTO if a polar bear is killed by a CWS employee or person authorized to enter a NWA/MBS. It does not appear to be linked to IOL. There is no mention of compensation in either of the two draft management plans.	The ACMC will add a reference to the IIBA in Section 9.1. See change in red below. Compensation to the Aiviit HTO for a bear kill within the MBS will follow Section 12.3 of the *IIBA*.
Nunavut Impact Review Board Via letter 20-Nov-2019	Sec. 6.3 Monitoring and Research It states that "CWS and the Irniurviit ACMC will screen project proposals to ensure compatibility with management goals and objectives". While the ACMC as a committee make a decision on a project proposal being permitted in the MBS, this statement is a bit misleading as it may lead the	The ACMC will replace "will screen" with "will examine" to avoid confusion with screenings under *NuPPAA*. The intent of Section 6.3 (Management Approaches) is outline strategies that the ACMC and CWS will implement to manage habitat, migratory birds within the protected area to attain the goals and objectives of the management plan. As such, Nunavut's regulatory system will be described in section 7.1.7 of the

	reader to conclude that the screening by the ACMC is the only process. To make this section clearer to the reader the NIRB suggests that an additional statement about the Nunavut Planning Commission (Commission) and the NIRB's role in screening for the ecosystemic and socio-economic impacts as associated with a monitoring or research proposals within the MBS. Additionally, while further in the paragraph it directs readers to Section 7 for information on permitting, in this section there is no mention that there are other regulatory agencies besides CWS that may issue licences/permits. For example; research may also require a scientific research licence from the Nunavut Research Institute (NRI) or potentially a wildlife research permit from the Government of Nunavut, Department of Environment (GN-DOE).	management plans and other examples of licences and permits will be added to section 7.2 – see other responses below.
Nunavut Impact Review Board Via letter 20-Nov-2019	7.1.1 Authorizations by Permit This section describes authorizations of "prohibited activities under the MBSR", however, the title would indicate that this section should describe activities where authorizations are required by permit for activities that are not prohibited (e.g., non-Inuit access to the MBS). Subsection 7.1.4 Non-Inuit Activities Authorized Only by Permit also does not include the access only example.	Section 7.1.1 outlines the conditions under which any permit is possible. The ACMC will add entry and access as as example in section 7.1.4. "All activities, including entry and access, may require a permit for non-Inuit when migratory birds are present (April through October)."
Nunavut Impact Review Board Via letter 20-Nov-2019	7.1.7 CWS Permit Application Process While this section presents a figure that describes the regulatory process that includes NPC and NIRB there is no verbal text to describe regulatory process under the Nunavut Planning and Project Assessment Act (NuPPAA); additional clarity is recommended in two areas for this section. First,	The ACMC will add a paragraph in section 7.1.7 to describe Nunavut's regulatory system. "For project proposals located in the Qaqsauqtuuq MBS, the CWS is a regulatory authority under the *Nunavut Planning and Project Assessment Act*, which defines Nunavut's integrated regulatory system. All project proposals in Nunavut must be first submitted to the Nunavut Planning

	additional text should be provided to ensure the reader has complete information on the regulatory processes applying to a MBS within the territorial boundaries of Nunavut. Second, in the figure which indicates that the ACMC will review the "project comments" received from the NIRB, for clarity, the language should be updated to reflect that the NIRB in its screening decision does not provide comments but rather recommended terms and conditions to the Minister of Environment to be incorporated into the permits or licences subsequently issued.	Commission (NPC). The NPC assesses project proposals for conformity with the Keewatin Land Use Plan. The NPC sends a positive conformity determination and any recommendations to the CWS. The NPC also sends the project proposal, with its determination and any recommendations, to the Nunavut Impact Review Board (NIRB) for screening, unless the project proposal is exempt from screening pursuant to Schedule 12-1 of the *NA*. The NIRB determines whether the project has the potential to result in significant ecosystemic or socio-economic impacts and, accordingly, whether it requires further review. The NIRB submits a screening decision report to the CWS. The CWS cannot issue a permit without a positive conformity determination from the NPC and a screening decision report from the NIRB confirming that a review of the project is not required. In addition, the Irniurviit ACMC reviews CWS permit applications and provides recommendations prior to CWS issuing a permit (*IIBA s.3.3*). Figure 8 illustrates the permitting process." The ACMC will also revise Figure 8 to address NIRB's comments.
Nunavut Impact Review Board Via letter 20-Nov-2019	7.2 Other Federal and Territorial Authorizations and Permits The section notes that there are other federal or territorial authorizations and permits that may be required to undertake activities in the MBS however there are no examples of what types of activities may require permits. It may be helpful to provide these common examples: research may require a Scientific Research Licence from the Nunavut Research Institute or a Wildlife Permit from the Government of Nunavut – Department of Environment.	The ACMC will add the examples provided to section 7.2. See revised text below. "Depending on the type of activity, other federal or territorial authorizations or permits may be required to undertake an activity in the Qaqsauqtuuq MBS. For example, research may require a Scientific Research Licence from the Nunavut Research Institute or a Wildlife Permit from the Government of Nunavut – Department of Environment. Contact your regional federal and territorial permitting offices for more information."

Fisheries and Ocens Canada Via email 5-Dec-2019	p. 2 – Should Settlement Region be "Nunavut Settlement Area" as opposed to "Kivalliq".	The ACMC will revise the heading to "Region"
Fisheries and Ocens Canada Via email 5-Dec-2019	p. 4 – for the list of species assessed by COSEWIC, Bowhead Whale is mentioned on p. 19 as occurring in waters of East Bay during summer. The Eastern Canada-West Greenland Bowhead Whale population is COSEWIC assessed Special Concern. Also, very recently (earlier this week!), Ringed Seal was COSEWIC assessed Special Concern: https://www.theglobeandmail.com/canada/article-ringed-seals-a-bellwether-species-of-the-arctic-now-deemed-at-risk/ (this doesn't appear to be updated yet on the Species at risk public registry).	The ACMC added both species to SAR lists and counts.
Fisheries and Ocens Canada Via email 5-Dec-2019	p. 7 – Table 2. Would you want to add the Hudson Bay Complex marine bioregion? https://www.dfo-mpo.gc.ca/oceans/maps-cartes/bioregions-eng.html	The ACMC added the Marine Bioregion to Table 2.
Fisheries and Ocens Canada Via email 5-Dec-2019	p. 8 – mentions the Area of Interest. "The Southampton Island AOI currently includes the marine waters of the Qaqsauqtuuq MBS", but note that the wording that ECCC preferred for the webpage was Marine conservation values within the Area of Interest extend into two Environment and Climate Change Canada (ECCC) Migratory Bird Sanctuaries	The ACMC notes the comment. The proposed wording for the overlap is less clear. As the management plan serves a different purpose, there is no need for the wording to be identical to the AOI webpage. The ACMC included all the minor revisions to the text. The proposed additional sentences were not kept as the purpose of the paragraph is to describe land ownership and interests within the MBSs, and not describe the MPA establishment process.

	The Department of Fisheries and Oceans (DFO) selected the nearshore waters around Southampton Island and Chesterfield Inlet as an area of interest (AOI). This marks the beginning of a Marine Protected Area (MPA) establishment process. The Kivalliq Inuit Association has endorsed the AOI and will be working closely with DFO to complete the required AOI assessment and MPA establishment steps. Marine Conservation values within the Southampton Island AOI extend into ~~currently includes~~ the marine waters of the Qaqsauqtuuq MBS, however ~~DFO will determine~~ the final boundary of a potential MPA would be decided following further assessments and extensive consultation. The Southampton Island Area of Interest Co-development Committee, which advises on steps in the process to establish a Marine Protected Area, has representation from the Irniurviit ACMC. To learn more about the Southampton Island AOI, please visit the webpage at https://www.dfo-mpo.gc.ca/oceans/aoi-si/southampton-eng.html.	
Fisheries and Ocens Canada Via email 5-Dec-2019	p. 15 – Figure 5. Can the map display the nesting areas so that we can better see the overlap with the MBS.	The overlap is currently visible in Figure 5. The ACMC cannot revise the figure without further information to understand the issue. All figures follow a map template - changes to one figure will likely result in changes to all figures.
Fisheries and Ocens Canada Via email 5-Dec-2019	p. 33 For example, progressive earlier ice break-up in Hudson Bay has forced polar bears ashore much earlier (Lunn, et al., 2016) leading to documented increases in predation of eider nests ~~predation~~ in the MBS (Iverson, et al., 2014) and other breeding	The ACMC revised this sentence.

	birds on Southampton and Coats Islands (Smith, et al., 2010).	
Fisheries and Ocens Canada Via email 5-Dec-2019	p. 38 ~~Management~~ Managers of the MBS and Wildlife Areas of Importance to Inuit will ~~include~~: (1) Minimize disturbance to wildlife and wildlife habitat, and promote the maintenance of vital, healthy wildlife populations; (2) Make all reasonable efforts, consistent with the Minister's jurisdiction under the *MBCA* to respect the cultural significance of Wildlife Areas of Importance to Inuit, taking into account any Inuit Qaujimajatuqangit documented and presented to them ~~it~~ by Inuit, the Irniurviit ACMC and other knowledgeable parties; (3) Investigate public concerns regarding the protection or management of wildlife and document the response, or refer the matter to the wildlife management agency having jurisdiction; and, (4) As appropriate, consult Inuit organizations about issues pertaining to the effective management of wildlife and wildlife habitat within the MBS.	The section was revised for more consistency with *IIBA s.12.2.3*.
Fisheries and Ocens Canada Via email 5-Dec-2019	p. 45 – replace "conversation" with "conservation". "KIA" is used versus "KivIA".	The ACMC revised these words.
Fisheries and Ocens Canada Via email 5-Dec-2019	pp. 48-49 – 7.1.2-7.1.5. It was a little unclear what the rules are for non-Inuit. It's stated that Inuit have a "right of access without permit to guide sport hunters in or across the sanctuary", so I understand that sport hunting with an Inuk guide,	The ACMC revised sections 7.1.2-7.1.5 of the text to address these concerns.

	either by laws of general application or by assignment of rights, can occur within the MBS – but the non-Inuk sport hunter requires a permit. 7.1.2 Nunavut Inuit Activities Authorized Without a Permit Nunavut Inuit have a right of access to MBSs, without fee or permit, for the following activities: ☐ Harvesting and activities incidental (*NA s.5.7.18* and *IIBA s.5.2*), ☐ Removal of up to 50 cubic yards of carving stone within the MBS and any amount from IOL within the MBS (*NA s.19.9.4* and *IIBA s.5.4*), and ☐ Establishment of new outpost camps (so long as consistent with Section 6.4.5, *IIBA s.5.5*, as well as the *NA*). The *IIBA* (*s.5.3*) gives Inuit a further right of access without permit to guide sport hunters in or across the Sanctuary, and to carry a firearm for self-protection or the protection of clients. It also extends the right of access without permit for harvesting and covers activities that are reasonably incidental to harvesting. Non-Inuit cannot be assigned this right of access and exemption to carry a firearm, even if ~~hunting~~ harvesting rights are assigned to that person pursuant to *NA s.5.7.35*. These activities by non-Inuit require a permit. more information on permits. 7.1.3 Nunavut Inuit Activities Authorized Only By Permit Commercial ventures or businesses require a permit to conduct commercial activities within the	

	MBS even if the commercial venture or business is Nunavut Inuit-owned. The one exception to commercial activities is guiding sports hunters or sport fishermen. A Nunavut Inuit guide does not require a permit, but the non-Inuit hunters or fishermen he or she is guiding do require a permit. Refer to Section 7.1.5 for non-Inuit. Other types of guiding (eco-tourism, canoeing, etc.) by Nunavut Inuit may require a permit. Refer to Section 7.1.7 for more information on permits. 7.1.4 Non-Inuit Activities Authorized Without a Permit There are no activities authorized without a permit for non-Inuit when migratory birds are present (April through October). In addition, any activities at any time of year that may result in the destruction of migratory bird habitat may require a permit. All activities by non-Inuit require a permit even if ~~hunting~~ harvesting rights are assigned to that person under *s.5.7.35* of the *NA*. Refer to Section 7.1.7 for more information on permits. The last sentence states that all activities by non-Inuit require a permit. Why is it necessary to also state that all activities by non-Inuit when migratory birds are present require a permit (1st sentence) and all activities by non-Inuit at any time of year that may result in the destruction of migratory bird habitat require a permit (2nd sentence). The 2nd sentence actually says these activities may require a permit, which is in contradiction to the last sentence that says all activities require a permit. The 1st	

	sentence in 7.1.5 below also says non-Inuit may require a permit. 7.1.5 Non-Inuit Activities Authorized Only By Permit Non-Inuit may require a permit to undertake any activity in MBSs in Nunavut. Non-Inuit must have a permit to carry a firearm in a MBS. Non-Inuit also require a permit to shoot and have dead migratory birds in their possession. This includes non-Inuit hunters on guided hunts for any wildlife species (even when the guide is a Nunavut ~~Inuit~~ Inuk and he or she does not require a permit; *IIBA s.5.3.1*; Section 7.1.2). Refer to Section 7.1.7 for more information on permits.	
Fisheries and Ocens Canada Via email 5-Dec-2019	p.9 – change to Minister of Environment and Climate Change	Use of Minister of Environment is intended for consistency with language in the IIBA.
Fisheries and Ocens Canada Via email 5-Dec-2019	p.13 – DFO – change to Fisheries and Oceans Canada	The ACMC changed this.
Fisheries and Ocens Canada Via email 5-Dec-2019	p.15 - How does criteria #2 apply to this MBS? Earlier in the document is stated POTENTIAL exploration/development. Is subsistence hunting considered an area-specific threat?	No, subsistence is not considered a current threat. The MBS supports a large portion of a national population of more than one migratory bird species. Birds are concentrated in the MBS during spring and summer period and therefore may be vulnerable to present or future area-specific threats.
Fisheries and Ocens Canada	p.17 – add -Eastern Canada-West Greenland Bowhead whale COSEWIC special concern Western Hudson Bay Beluga	The ACMC added Bowhead whale to the list of SAR species. Specific populations are described in Table 4.

Via email 5-Dec-2019	Atlantic Walrus - Central-Low Arctic population	
Fisheries and Ocens Canada Via email 5-Dec-2019	p.21 – Change to "Fisheries and Oceans Canada" and revise to: "however the final boundary will be determined by DFO and their partners following further assessments and extensive consultations.	The ACMC revised the text.
Fisheries and Ocens Canada Via email 5-Dec-2019	p.31 – add Ringed seal, Narwhal, walrus The waters off Southampton Island have substantial kelp forests as well. Also a variety of shellfish/marine invertebrates (shrimp, mussels, urchin, sea cucumber, etc.)	The ACMC added Ringed Seal to the SAR lists. However, the ACMC was not provided with any references and unable to locate detailed information to describe how these species use the MBS. Similarly, without a specific reference or information on which areas relative to the MBS these other marine resources are found, the ACMC is unable to determine the importance of including this information.
Fisheries and Ocens Canada Via email 5-Dec-2019	p.43 - Not a threat, but an additional management consideration should be the potential establishment of a Marine Protected Area. This could influence some of the management concerns here (i.e. shipping and other human activities)	The potential establishment of the MPA is described in section 1.3 and also considered in section 6.4.8 (e.g. establishment of conservation areas in the Kivalliq region) as a mechanism by which the ACMC can further regional conservation of migratory birds and other wildlife through its participation in the process. However, until further assessments are conducted to inform the MPA boundary discussions and its associated regulations are published, it is difficult to describe how the MPA might impact the management of the MBS or influence other management concerns.

Environment and Climate Change Canada
Environnement et Changement climatique Canada

Canada

ᑐᓂᔭᐅᔪᑦ ᐅᓄᖓ ᓄᓇᕗᒻᒥ ᐆᒪᔪᓕᕆᔨᕐᔪᐊᒃᑯᑦ ᑲᑎᒪᔨᖏᑦ

ᐆᒧᖓ

ᑐᑭᓯᒋᐊᕈᑏᑦ: X ᐃᓱᒪᓕᐅᕐᓂᖅ:

ᐱᔾᔪᑎᖓ: ᑐᑭᓯᒋᐊᕈᑏᑦ ᑲᑎᒪᑎᑦᑎᓂᕐᒥᑦ ᓄᓇᕗᒻᒥ ᑐᔅᓰᕝᔪᒧᑦ ᑎᑎᕋᖅᑕᐅᓂᖕᒋᓐᓄᑦ ᓇᐹᖅᑐᖃᖕᒋᑦᑐᒥᑦ ᑐᑦᑐᐃᑦ ᐊᑦᑕᓇᖅᑐᒦᓪᓚᕐᔪᑎ ᐊᑖᓂ ᒐᕙᒪᑐᖃᒃᑯᑦ ᐆᒪᔪᐃᑦ ᐊᑦᑕᓇᖅᑐᒦᓪᓚᖅᑐᑦ ᐱᕋᔦᔭᖅ (SARA)

ᓖᓴ ᐱᓂ–ᑖᒥᓂᒃᓯ

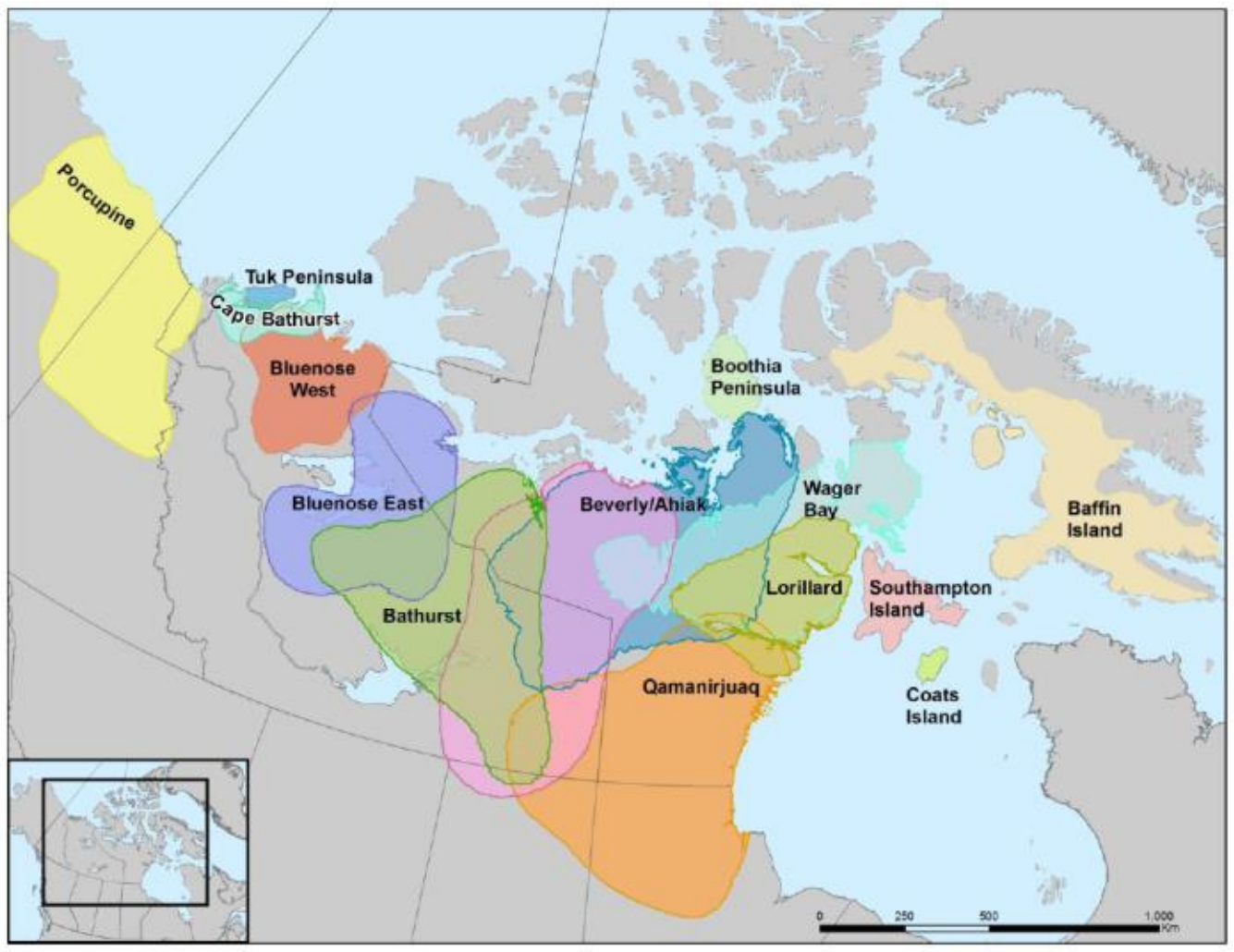
Porcupine
Tuk Peninsula
Cape Bathurst
Bluenose West
Bluenose East
Bathurst
Beverly/Ahiak
Boothia Peninsula
Wager Bay
Lorillard
Qamanirjuaq
Southampton Island
Coats Island
Baffin Island
0
250
500
1,000
Km

ᓇᓗᓇᐃᔭᖅᓯᒪᓂᖏᑦ:

ᑐᓂᐅᖅᑲᖅᑕᐅᔪᑦ

- ᐅᖓᓯᓐᓂᖏᓐᓅᕐᓂᕆᕙᑦᑕᖏᑦ ᓇᐹᖅᑐᖃᖕᒋᑦᑐᒥᑦ ᑐᑦᑐᐃᑦ ᑲᓇᑕᒥ ᐱᒋᐊᖅᑐᓂ ᔫᑳᓐᒥ ᑎᑭᑦᑐᒍ ᕿᑭᖅᑖᓗᒻᒧᑦ, ᐊᒻᒪ ᓂᒋᖓᓄᑦ ᓴᔅᓯᑳᔅᓯᕚᓐ ᐊᒻᒪ ᒫᓂᑑᐸ.
- ᓄᓇᕗᒻᒥ, ᐱᖅᑲᓯᐅᔾᔨᔪᑦ ᐳᓘᓃᔅ–ᑲᓇᓐᓇ, ᐃᖓᐅᑦ, ᐱᐊᕗᓕ, ᐊᕼᐃᐊᒃ, ᖃᒪᓂᕐᔪᐊᖅ, ᓗᐊᕆᓛᑦ, ᐊᓚᓐᓈᕐᔪᒃ, ᐅᒃᑯᓯᒃᓴᓕᒃ, ᓴᓪᓖᑦ ᕿᑭᖅᑕᖓ, ᐊᐸᑐᕐᔪᐊᖅ, ᐊᒻᒪ ᕿᑭᖅᑖᓗᒃ ᑐᑦᑐᖏᑦ.

ᖃᐅᔨᓴᕐᓂᑦ ᐊᒻᒪ ᐊᑦᑕᓇᕈᑎᐅᔪᑦ

- ᑲᑎᒪᔨᕋᓛᑦ ᖃᓄᐃᓕᖓᓕᕐᓂᖏᓐᓄᑦ ᐊᑦᑕᓇᖅᑐᒦᑦᑐᑦ ᐆᒪᔪᐃᑦ ᑲᓇᑕᒥ (COSEWIC) ᖃᐅᔨᓴᓚᐅᖅᑐᑦ ᓇᐹᖅᑐᖃᖕᒋᑦᑐᓂ ᑐᑦᑐᓂᑦ ᐊᑦᑕᓇᖅᑐᒦᓕᖅᑐᑎᑎᑦ ᓅᕕᐱᕆ 2016. ᐊᑦᑕᓇᖅᑐᒦᓕᖅᑐᑦ ᐆᒪᔪᐃᑦ ᐱᑕᖅᑭᓐᓃᕐᓗᑎ ᐊᑦᑕᓇᖅᑐᒦᓕᕈᓐᓇᖅᑐᑦ ᑭᓯᐊᓂ ᐊᑦᑕᓇᕈᑎᖏᑦ ᐱᓕᕆᐊᖑᒍᑎ.
- ᐊᒥᓲᓂᖅᓴᐃᑦ ᓇᐹᖅᑐᖃᖕᒋᑦᑐᓂ ᑐᑦᑐᐃᑦ ᑕᑯᔅᓴᐅᑎᑦᑎᓯᒪᔪᑦ ᐊᖏᔪᒥᑦ ᖃᑦᑏᓐᓇᑭᕆᐊᖅᑐᑎᑦ 1990-ᒥᓂᑦ. ᑲᓇᑕᒥ, ᓇᐹᖅᑐᖃᖕᒋᑦᑐᓂ ᑐᑦᑐᐃᑦ ᐊᑦᑎᓪᓕᕆᐊᖅᓯᒪᔪᑦ ᐱᒋᐊᖅᑐᓂ ᖃᓂᒋᔭᖕᒋᓐᓂ 2 ᒥᓕᐊᓐ ᑐᑦᑐᐃᑦ ᐱᒋᐸᕐᓂᖕᒋᓐᓂ 1990-ᖕᒋᓐᓂ ᑎᑭᑦᑐᒍ ᖃᓂᒋᔭᐸᓗᐊᓄᑦ 800,000 2016–ᖑᑎᓪᓗᒍ. ᐊᑦᑎᓪᓕᕆᐊᖅᓯᒪᔪᑦ ᒥᔅᓴᐅᓴᑦᑕᐅᔪᑦ 56% ᐱᖓᓱᓂᑦ ᑭᖑᕚᓃᑦᑐᓂᑦ (ᐊᑯᓐᓂᖕᒋᓐᓂ1989 ᐊᒻᒪ 2016). ᐱᑕᖃᕐᓂᖕᒋᓄᑦ ᖃᐅᔨᓴᕐᓂᐅᔪᑦ ᖃᐅᔨᓴᕐᓂᖃᖅᓯᒪᔪᑦ ᑲᑎᒪᔨᕋᓛᑦ

ᖃᓄᐃᓕᖓᓕᕐᓂᖏᓐᓄᑦ ᐊᑦᑕᓇᖅᑐᒦᑦᑐᑦ ᐆᒪᔪᐃᑦ ᑲᓇᑕᒥ ᖃᐅᔨᓴᐃᓚᐅᖅᑎᓪᓗᒋᑦ ᑕᑯᔅᓴᐅᑎᑦᑎᓯᒪᔪᑦ ᐃᒪᖏᓐᓂ ᑐᑦᑐᓂᑦ, ᐱᖃᓯᐅᑎᓪᓗᑎ ᐳᓘᓅᔅ−ᑲᓇᖕᓇᖓ, ᕿᖓᐅᑦ, ᐊᒻᒪ ᐱᐊᕗᓕ ᑐᑦᑐᖏᑦ.

- ᑐᑦᑐᖏᑦ ᐊᑦᑕᓇᖅᑐᒨᓂᖅᓴᐃᔪᑦ ᐊᒻᒪ ᐊᑦᑐᖅᑕᐅᓴᕋᐃᑦᑐᑎ ᐊᑦᑕᓇᕈᑎᓄᑦ ᐊᒥᓲᓂᖏᑦ ᐊᑦᑎᑦᑑᑎᓪᓗᒋᑦ.
- ᐃᓄᐃᑦ ᖃᐅᔨᒪᔭᖏᑦ ᐅᖃᖅᓯᒪᔪᑦ ᑐᑦᑐᐃᑦ ᐅᑎᖅᑕᖃᑦᑕᕐᓂᖏᑦ ᐊᒥᓲᓂᖏᑦ ᖁᕝᕙᓯᑦᑐᑦ ᐊᒻᒪ ᐊᑦᑎᑦᑐᑦ. ᓄᑖᑦ ᐊᑦᑕᓇᕈᑎᐅᔪᑦ, ᓲᕐᓗ ᐱᕙᓪᓕᐊᑎᑦᑎᓂᖅ ᐊᒻᒪ ᓯᓚᐅᑉ ᐊᓯᔾᔨᕐᓂᖓ, ᐊᔪᕐᓇᓂᖅᓴᐅᑎᑦᑎᔪᓐᓇᖅᑐᑦ ᐊᒥᓲᓂᖏᓐᓄᑦ ᐅᑎᖅᑕᖃᑦᑕᕐᓂᖏᓐᓄᑦ ᐊᒥᓲᓂᓪᓚᑎᖏᓐᓄᑦ ᐊᒻᒪ ᓇᓗᓇᐃᕈᑎᑕᖃᙱᑦᑐᑦ ᐊᒥᓲᓂᖏᑦ ᓱᑲᑦᑐᒥᑦ ᐅᑎᖅᐸᓪᓕᐊᓂᖏᓐᓄᑦ ᒫᓐᓇᐅᔪᒥᑦ.
- ᐊᑦᑕᓇᕈᑎᐅᔪᓐᓇᖅᑐᑦ ᐱᖃᓯᐅᔾᔨᔪᑦ:
  - ᓯᓚᖓ ᐊᒻᒪ ᓯᓚᒋᖃᑦᑕᖅᑕᖓ ᐊᓯᔾᔨᕐᓂᖓ ᐊᑦᑐᐃᓂᖃᖅᑐᑦ ᐱᕈᖅᑐᓂᑦ ᐊᑐᐃᓐᓇᐅᔪᓂᑦ, ᓂᕈᔭᐅᖃᑦᑕᕐᓂᖏᓐᓄᑦ, ᑯᒪᐃᑦ ᐊᒻᒪ ᐋᓐᓂᐊᕐᓇᐃᑦ.
  - ᐱᓕᕆᐊᓐᓄᑦ ᕿᓂᕐᓂᖅ ᐊᒻᒪ ᐱᕙᓪᓕᐊᑎᑦᑎᓂᖅ.
  - ᐊᒡᒍᑐᖅᓯᒪᓂᖏᑦ ᓇᔪᖃᑦᑕᖅᑕᖏᑦ ᐅᑭᐅᒃᑯᑦ ᓇᐹᖅᑐᓂᑦ ᐃᑯᐊᓚᔪᓂᑦ ᐊᒻᒪ ᐃᓄᐃᑦ ᐱᑕᖃᓕᖅᐸᓪᓕᐊᓂᖏᓐᓄᑦ.
  - ᐃᓄᐃᑦ ᐊᒥᓱᕈᓇᐊᕐᓂᖏᑦ ᐊᒻᒪ ᖁᕝᕙᓯᓇᐊᖅᑐᑦ ᐱᔭᐅᔪᒪᔪᑦ ᑐᑦᑐᐃᑦ ᓂᕿᖏᑦ.

ᖃᓄᐃᓕᓂᐅᔪᓐᓇᖅᑐᑦ ᑐᔅᓯᕋᖅᑕᐅᓂᖓᓄᑦ ᑎᑎᕋᖅᑕᐅᓂᖏᓐᓄᑦ

- ᓇᐹᖅᑐᖃᖕᒥᑦᑐᓂ ᑐᑦᑐᐃᑦ ᑎᑎᕋᖅᑕᐅᒍᑎ ᐆᒪᔪᐃᑦ ᐊᑦᑕᓇᖅᑐᒦᓕᖅᑐᑦ ᐱᖁᔭᖅ, ᑲᓇᑕᒥ ᑎᖅᑎᑕᐅᓂᖏᓐᓄᑦ ᐸᕐᓇᐅᑦ ᑎᑎᕋᖅᑕᐅᓂᐊᖅᑐᖅ. ᑖᓐᓇ ᐱᖃᓯᐅᔾᔨᔪᖅ ᐸᕐᓇᐅᒻᒥᑦ ᐱᖃᓯᐅᔾᔨᔪᖅ ᖃᓄᖅ ᑐᑦᑐᐃᑦ ᐊᒥᓲᑦᑎᐊᖏᓐᓇᑎᓪᓗᒋᑦ ᐊᒻᒪ ᐊᑐᐃᓐᓇᐅᓗᑎ ᑭᖑᕚᑦᑎᓐᓄᑦ.
- ᐱᒻᒪᕆᐅᔪᑦ ᑐᑦᑐᐃᑦ ᓇᔪᖃᑦᑕᖅᑕᖏᑦ ᓇᓗᓇᐃᖅᑕᐅᓂᐊᖅᑐᑦ ᐊᒻᒪ ᑲᓇᑕᒥ ᐆᒪᔪᓕᕆᔨᒃᑯᑦ ᐃᖅᑲᓇᐃᔭᖃᑎᖃᓂᐊᖅᑐᑦ ᐱᓕᕆᖃᑎᖏᓐᓂ ᓄᓇᕗᒻᒥ ᓇᓗᓇᐃᕐᓗᒍ ᐱᐅᓛᒥᑦ ᓴᐳᒻᒥᔭᐅᓂᖏᓐᓄᑦ ᖃᓄᐃᑰᖅᑕᐅᔪᓂᑦ ᐊᑦᑕᓇᕈᑎᖃᕈᓐᓇᑎᑦᑎᔪᓂᑦ. ᐆᑦᑑᑎᒋᓗᒍ, ᐱᒻᒪᕆᐅᔪᑦ ᓇᔪᖃᑦᑕᖅᑕᖏᑦ ᓲᕐᓗ ᓄᕐᖃᓕᐅᕐᕕᖏᑦ ᐊᒻᒪ ᐅᑎᖅᑕᕐᓂᖏᓐᓄᑦ ᐊᖅᑯᑎᖏᑦ ᓴᐳᒻᒥᔭᐅᔪᓐᓇᖅᑐᑦ.
- ᑎᑎᕋᖅᑕᐅᒍᑎ, ᐱᔪᓐᓇᖅᑎᑕᐅᙱᓐᓂᖏᑦ ᐊᑐᖅᑕᐅᒐᔭᖅᑐᑦ ᐃᓄᓪᓚᑦᑖᖑᙱᑦᑐᓄᑦ ᐃᓄᓐᓄᑦ, ᑐᑐᓕᓯᐊᒍᓐᓇᖅᑎᑕᐅᒐᔭᖅᑐᑦ ᑲᓇᑕᒥ ᒥᕐᖑᐃᓯᕐᕕᓂᑦ, ᑲᓇᑕᒥ ᐆᒪᔪᓄᑦ ᓴᐳᒻᒥᔭᐅᕖᑦ, ᐊᒻᒪ ᐅᑎᖅᑕᖃᑦᑕᖅᑐᓄᑦ ᑎᒻᒥᐊᓄᑦ ᓴᐳᒻᒥᔭᐅᕖᑦ.
- ᑐᑦᑐᒍᓐᓇᓂᕐᒧᑦ ᐃᓯᒪᓕᐅᖅᑕᐅᔪᑦ ᐃᓄᓐᓄᑦ ᑐᑦᑐᑕᐅᔪᓂᑦ ᓯᓕ ᒪᓕᓐᓂᐊᖅᑐᑦ ᓄᓇᕗᒻᒥ ᐊᖏᕈᒻᒥᑦ ᐃᓯᒪᓕᐅᓂᕐᒧᑦ ᐱᕙᓪᓕᐊᓂᖏᓐᓄᑦ, ᑕᐃᒪᐃᓐᓂᖓᓄᑦ ᐆᒪᔪᐃᑦ ᐊᑦᑕᓇᖅᑐᒦᓕᖅᑐᑦ ᐱᖁᔭᖅ ᑎᑎᕋᖅᑕᐅᓂᖏᓐᓄᑦ ᑕᕝᕗᖓᑦᑕᐅᑎᒋ ᐊᑦᑐᐃᓂᖃᖅᑐᖅ ᐃᓄᐃᑦ ᑐᑦᑐᖃᑦᑕᕐᓂᖏᓐᓄᑦ.
- ᓇᓗᓇᐃᔭᖅᓯᒪᓂᖏᑦ ᑐᑦᑐᐃᑦ ᓴᖅᑭᖅᑕᐅᔪᓐᓇᖅᑐᑦ ᐊᒻᒪ ᓄᓇᓖᑦ ᑭᓯᓕᓇᔾᔪᑎᔅᓴᓐᓂᕐᓂᑦ ᐊᑐᐃᓐᓇᖃᖅᓴᖅᑐᑦ ᐃᑲᔪᖅᑐᓂᑦ ᑐᑦᑐᓂᑦ ᐱᐅᖅᓯᐊᓂᕐᒧᑦ (ᓲᕐᓗ. ᑮᓇᐅᔭᖃᖅᑎᑕᐅᓂᖅ ᖃᐅᔨᓴᓂᕐᒧᑦ ᐊᒻᒪ ᐱᕙᓪᓕᐊᑎᑕᐅᓂᖏᓐᓄᑦ ᑐᑦᑐᓄᑦ ᓇᓗᓇᐃᖅᓯᒪᔪᓄᑦ ᐊᐅᓚᑦᑎᓂᕐᒧᑦ ᐸᕐᓇᐅᑏᑦ).

ᑲᑎᒪᑎᑦᑎᓂᐅᔪᑦ ᑐᔅᓯᕌᖑᔪᒧᑦ ᑎᑎᕋᖅᑕᐅᓂᖏᓐᓄᑦ

- ᑲᑎᒪᑎᑦᑎᓂᕐᒨᖓᔪᑦ ᐊᐅᓪᓚᖅᑎᑕᐅᓚᐅᖅᑐᑦ ᖃᕋᓴᐅᔭᒃᑯᑦ ᐊᒻᒪ ᑎᑎᖅᑲᓂᐊᕐᕕᒃᑯᑦ 22 ᓄᓇᓕᓐᓄᑦ ᖃᓄᐃᑦᑐᑐᐃᓐᓇᐅᓪᓗᑎ ᐆᒪᔪᐃᑦ ᔮᓐᓄᐊᕆ 2018. ᑲᑎᒪᑎᑦᑎᓂᕐᒨᖓᔪᑦ ᐱᖃᓯᐅᔾᔨᔪᖅ ᑎᑎᖅᑲᖅ, ᖃᓄᐃᓕᖓᓂᖏᓐᓄᑦ ᑎᑎᕋᖅᓯᒪᔪᑦ, ᖃᕋᓴᐅᔭᒃᑯᑦ ᑕᑯᔅᓴᐅᑎᑕᐅᔪᑦ, ᐊᒻᒪ ᐊᐱᖁᑏᑦ ᖃᓪᓗᓈᑎᑐᑦ ᐊᒻᒪ ᐃᓄᑦᑎᑐᑦ. ᖃᐅᔨᒋᐊᒃᑲᓂᖅᑕᐅᕙᑦᑐᑦ ᐅᖃᓚᐅᑎᒃᑯᑦ ᐆᒪᔪᕐᓂᐊᑎᒃᑯᑦ ᑲᑐᔾᔨᖃᑎᒌᙱᒻᒥᑦ ᐊᑯᓐᓂᖏᓐᓂ ᔮᓐᓄᐊᕆ ᐊᒻᒪ ᐃᐳᕆ 2018.
- ᐃᓄᑦᑎᒍᑦ ᑲᑎᒪᑎᑦᑎᓂᖅᑲᓚᐅᖅᑐᑦ ᐊᑯᓐᓂᖏᓐᓂ ᕕᕝᕗᐊᕆ 2018 ᐊᒻᒪ ᕕᕝᕗᐊᕆ 2019 ᐊᑕᖏᖅᑐᓂᑦ 22 ᓄᓇᓕᓐᓂᑦ ᑐᑦᑐᖃᖅᑐᓂᑦ ᓇᐹᖅᑐᖃᖕᒥᑦᑐᓂᑦ ᑐᑦᑐᐃᑦ.
- ᑲᑎᒪᑎᑦᑎᓂᐅᔪᒃᑯᑦ, ᓇᓗᓇᕿᓐᓂᓚᐅᖅᑐᑦ ᐊᒥᓯ ᓄᓇᓕᐅᔪᑦ ᐊᔾᐸᓗᖓᓂᕐᒥᑦ ᐃᓯᒪᓕᓗᑎᖃᐅᔪᑦᑐᑦ ᑐᔅᓯᕋᐅᒥᑦ ᑎᑎᕋᖅᑕᐅᓂᖏᓐᓄᑦ (ᑕᑯᒃ ᐃᓚᒍᑕᖓ A ᓇᓗᓇᐃᔭᖅᓯᒪᓂᖏᓐᓄᑦ ᑐᓴᖅᑕᐅᔪᓂᑦ ᐱᔭᐅᔪᓂᑦ).

- ᐱᓕᕆᐊᕆᓂᐊᕐᓗᒍ ᐃᓱᒪᔫᖃᑎᒌᒍᑕᐅᔪᑦ ᐊᒥᓱᒐᓚᖏᑦ ᓄᓇᓕᖏᑦ ᐊᒻᒪ ᐊᐱᖅᑯᑎᖏᑦ ᑭᐅᔾᔪᑎᐊᕐᓗᑎ, ᐃᓱᒪᓕᐅᓚᐅᖅᑐᒍᑦ ᑲᑎᒪᑎᑦᑎᒃᓂᕐᓗᑕ ᓄᓇᕗᒻᒥ.
- ᑲᓇᑕᒥ ᐆᒪᔪᓕᕆᔨᒃᑯᑦ ᐃᖅᑲᓇᐃᔭᖃᑎᖃᑦᑎᐊᓚᐅᖅᑐᑦ ᐅᑯᓂᙵ ᓄᓇᕘᑦ ᒐᕙᒪᒃᑯᑦ ᐊᒻᒪ ᓄᓇᕘᑦ ᑐᖕᖓᕕᒃ ᑎᒥᖓᑦ ᓴᖅᑭᑎᑦᑎᓗᑎ ᐸᕐᓇᐅᒻᒥᑦ ᑐᓴᖅᑎᑦᑎᓗᑎ ᐊᕙᑦᑐᖅᓯᒪᔪᓂᑦ ᐆᒪᔪᓕᕆᔨᓂᑦ ᑲᑲᑎᒪᔨᓂᑦ ᐅᐊᕌᓐᖓᓂ 2019 ᐊᕐᕌᒍᑕᒫᑦ ᑲᑎᒪᕖᔾᔭᐊᕐᓂᖃᖅᑎᓪᓗᒋᑦ (AGM). ᐅᖓᑕᐅᑎᖃᑦᑕᐅᑎᓂᖏᑦ ᕿᑎᕐᒥᐅᑦ ᐆᒪᔪᓕᕆᔨᒃᑯᑦ ᑲᑎᒪᔨᖏᑦ (KRWB) ᐊᕐᕌᒍᑕᒫᑦ ᑲᑎᒪᕖᔾᔭᐊᕐᓂᖓ 2019 ᒐᕙᒪᑐᖃᒃᑯᑦ ᓂᕈᐊᕐᓂᖃᖅᑎᓪᓗᒋᑦ ᑐᑭᖃᓚᐅᖅᑐᖅ ᐸᕐᓇᓯᒪᔭᕗᑦ ᓄᖅᑲᖓᑎᑕᐅᓚᐅᖅᑐᑦ ᐊᒻᒪ ᑲᑎᖃᑎᒋᔭᓐᓇᓚᐅᕐᕆᑕᕗᑦ ᕿᑎᕐᒥᐅᑦ ᐆᒪᔪᓕᕆᔨᒃᑯᑦ ᑲᑎᒪᔨᖏᑦ.
- ᑕᐃᒪᓐᖓᓂ, ᑲᓇᑕᒥ ᐆᒪᔪᓕᕆᔨᒃᑯᑦ ᐃᖅᑲᓇᐃᔭᖃᑎᖃᖅᓯᒪᔪᑦ ᓄᓇᕗᑦ ᒐᕙᒪᒃᑯᑦ ᐆᒪᔪᓂᑦ ᖃᐅᔨᓴᖅᑎᓂᑦ ᐊᑐᓂ ᐊᕙᑦᑐᖅᓯᒪᔪᓂᑦ ᓇᓗᓇᐃᕐᓗᒍ ᐱᐅᖨᒥᑦ ᐊᑐᖅᑕᐅᓂᐊᖅᑐᒥᑦ ᑲᑎᒪᑎᑦᑎᒃᓂᕐᓂᐅᔪᓄᑦ.
- ᐅᑯᓇᓂᐅᑎᓪᓗᒍ ᐅᑦᑑᐱᕆ ᐊᒻᒪ ᓄᕕᐱᕆ 2019, ᑕᐃᒪᐃᓕᖓᓪᓗᑎ,ᑐᓂᓯᓚᐅᖅᑐᒍᑦ ᑭᕙᓪᓕᕐᒥ ᐆᒪᔪᓕᕆᔨᒃᑯᑦ ᑲᑎᒪᔨᖏᑦ (KWB) ᐊᒻᒪ ᕿᑭᖅᑖᓗᑦ ᐆᒪᔪᓕᕆᔨᒃᑯᑦ ᑲᑎᒪᔨᖏᑦ (QWB) ᐊᕐᕌᒍᑕᒫᑦ ᑲᑎᒪᕖᔾᔭᐊᕐᓂᖏᓐᓂ ᓄᑖᓂᑦ ᓱᓇᒃᑯᑖᓂᑦ ᑐᕌᖅᑐᑦ ᐱᓕᕆᐊᒃᖅᑐᑎᑦ ᐃᓱᒪᔫᑎᒋᔭᑐᖃᐅᔪᓂᑦ ᐊᒻᒪ ᓇᓗᓇᐃᖅᑕᐅᓂᖏᓐᓄᑦ ᑐᑭᓯᓂᕐᓗᑦᑕᐅᒐᔪᑦᑐᑦ ᑐᙱᖅᐅᑎᒧᑦ ᑎᑎᕋᖅᑕᐅᓂᖏᓐᓄᑦ. ᑭᖑᓂᐊᒍᑦ ᑕᑯᓴᐅᑎᑦᑎᓚᐅᖅᑎᓪᓗᒋᑦ, ᒪᑐᐃᖓᔪᒥᑦ ᐅᖃᓪᓚᓚᐅᖅᑐᒍᑦ ᑕᒪᑐᒪᓂᐅᑎᓪᓗᒍ ᑲᑎᒪᔨᐅᖃᑕᐅᔪᑦ ᐊᒻᒪ ᐅᐸᖃᑕᐅᓯᒪᔪᑦ ᐊᐱᖅᓱᓚᐅᖅᑐᑦ, ᑐᓴᖅᑎᑎᓪᓗᑎ ᐃᓱᒪᒋᔭᖏᓐᓂ, ᐊᒻᒪ ᑐᓂᓯᓪᓗᑎ ᖃᐅᔨᒪᔭᖏᓐᓂ ᑐᑦᑐᐃᑦ ᒥᕝᓴᓄᑦ ᖃᓂᒋᔭᖏᓐᓂᑦᑐᓂᑦ. ᓇᓗᓇᐃᔭᖅᓯᒪᓂᖏᑦ ᑐᓴᕐᕕᐅᔪᓂᑦ ᐱᔭᐅᔪᑦ ᑖᒃᑯᓇᓂ ᑲᑎᒪᓂᐅᔪᓂᑦ ᐱᖃᓯᐅᑎᓯᒪᔪᑦ ᐃᓚᒍᑕᖓ A.
- ᐅᖃᐅᔾᔭᐅᒋᐊᓚᐅᖅᑎᓪᓗᑕ ᓄᓇᕗᑦ ᒐᕙᒪᒃᑯᓐᓂᑦ ᑭᕙᓪᓕᕐᒥ ᐆᒪᔪᓂᑦ ᖃᐅᔨᓴᖅᑎ, ᐊᒻᒪ ᐅᓇᐅᑎᓪᓗᒍ ᑭᕙᓪᓕᖅ ᑭᒻᒪᖅᑐᐃᒻᒪᑦ ᐊᖏᓂᖅᓴᖓᓂ ᐃᓚᖓᓂ ᓇᐹᖅᑐᖃᖏᑦᑐᓂᑦ ᑐᑦᑐᓂᑦ ᐅᖓᓯᓐᓂᖏᓐᓄᑦ (7 ᑲᑎᑦᑐᒥᑦ 11 ᑐᑦᑐᐃᑦ ᓄᓇᕗᒻᒥ), ᐃᓱᒪᓕᐅᓚᐅᖅᑐᒍᑦ ᐃᓄᑦᑎᒍᑦ ᑲᑎᒪᒃᑲᓐᓂᕆᐊᖃᖅᑐᑕ ᑕᒪᑐᒧᖓ ᐊᕙᑦᑐᖅᓯᒪᔪᒧᑦ. ᓄᓇᕗᑦ ᒐᕙᒪᒃᑯᑦ ᐅᕙᑦᑎᓐᓂ ᐱᕕᔅᓴᖅᑎᑦᑎᓚᐅᖅᑐᑦ ᐊᐅᓚᑕᐅᓗᓂ ᐊᕐᕌᒍᑕᒫᑦ ᑲᑎᒪᕖᔾᔭᐊᕐᓂᖏᓐᓄᑦ ᐳᓚᕋᓂᕐᒧᑦ ᓇᓕᒨᓂᖃᕋᔭᖅᑐᖅ ᐊᒻᒪ ᐃᑲᔪᕐᓗᓂ ᐱᓇᓱᐊᕐᓂᕆᔭᑦᑎᓐᓂ ᐊᒻᒪ ᐊᑦᑎᓕᕆᐊᕐᓗᒍ ᑲᑎᒪᑎᑦᑎᓂᐅᔪᓂᑦ ᐆᒪᔪᕐᓂᐊᑎᒃᑯᑦ ᖃᑐᔾᔮᖃᑎᒌᖏᓐᓄᑦ ᐊᒻᒪ ᓄᓇᓖᑦ. ᐅᖅᑐᒍᑦ ᑭᕙᓪᓕᕐᒥ ᐆᒪᔪᓕᕆᔨᒃᑯᑦ ᑲᑎᒪᔨᖏᑦᑐᓂᓚᐅᖅᑕᕗᑦ ᑕᒪᓐᓇ ᐃᓱᒪᒋᔭᕗᑦ ᑭᕙᓪᓕᕐᒥᑦ ᐆᒪᔪᓕᕆᔨᒃᑯᑦ ᑲᑎᒪᔨᖏᑦ ᐊᕐᕌᒍᑕᒫᑦ ᑲᑎᒪᕖᔾᔭᐊᕐᓂᖃᖅᑎᓪᓗᒋᑦ ᐊᒻᒪ ᐱᓚᐅᖏᑦᑐᒍᑦ ᐋᓚᖅᑐᒥᑦ ᑲᑎᒪᔨᐅᖃᑕᐅᔪᓂᑦ ᐅᕝᕙᓘᓐᓃᑦ ᐅᐸᖃᑕᐅᓯᒪᔪᓂᑦ.
- ᕿᑭᖅᑖᓗᒻᒥ ᑐᑦᑐᖏᑦ ᑲᑐᑎᑕᐅᒪᑕ 10 ᓄᓇᓕᖏᑦ, ᐊᐅᓚᓂᖃᑦᑎᐊᕈᕐᔪᔪᖅ ᐊᒻᒪ ᐊᑐᕐᓂᖃᑦᑎᐊᕈᕐᔪᔪᖅ ᐱᓕᕆᐊᕆᓗᒋᑦ ᐃᓱᒪᔫᑕᐅᔪᑦ ᑖᔅᓱᒧᖓ ᐊᕙᑦᑐᖅᓯᒪᔪᒧᑦ ᑲᑎᒪᖃᑎᒋᓗᒋᑦ ᐊᕙᑦᑐᖅᓯᒪᔪᒧᑦ ᖁᕝᕙᓯᓐᓂᖓ ᕿᑭᖅᑖᓗᒻᒥ ᐆᒪᔪᓕᕆᔨᒃᑯᑦ ᑲᑎᒪᔨᖏᑦ ᐊᕐᕌᒍᑕᒫᑦ ᑲᑎᒪᕖᔾᔭᐊᑎᓪᓗᖏᑦ. ᑕᑯᔅᓴᐅᑎᑦᑎᓚᐅᖅᑎᓪᓗᒋᑦ ᐊᒻᒪ ᑭᖑᓂᐊᒍᑦ ᐅᖃᐅᓯᖃᖅᑐᑎᑦ, ᐊᐱᕆᓚᐅᖅᑕᕗᑦ ᑲᑎᒪᔨᐅᖃᑕᐅᔪᑦ ᖃᐅᔨᒋᐊᖅᑎᑕᐅᒃᑲᓐᓂᕈᒪᓪᓚᕚᑕ ᑲᑎᒪᑎᑦᑎᓂᐅᔪᒥᑦ ᓄᓇᓕᒋᔭᖏᓐᓂ. ᐱᓚᐅᖏᑦᑐᒍᑦ ᑕᐃᒪᐃᑦᑐᓂᑦ ᑐᓯᕋᐅᑎᓂᑦ ᐅᕝᕙᓘᓐᓃᑦ ᓇᓗᓇᐃᕈᑎᓂᑦ ᐱᔪᒪᓂᖃᓂᕐᒧᑦ. ᑕᐃᒪᐃᓐᓂᖓᓄᑦ, ᐃᓱᒪᒋᔭᕗᑦ ᑲᑎᒪᑎᑦᑎᓂᐅᔪᑦ ᕿᑭᖅᑖᓗᒻᒥ ᐱᔭᕇᖅᑐᓂ ᒫᓇᐅᔪᒥᑦ.
- ᐅᐸᒍᓐᓇᓚᐅᕆᓇᑦᑕ ᕿᑎᕐᒥᐅᑦ ᐆᒪᔪᓕᕆᔨᒃᑯᑦ ᑲᑎᒪᔨᖏᓐᓄᑦ ᐊᕐᕌᒍᑕᒫᑦ ᑲᑎᒪᕖᔾᔭᐊᕐᓂᖓᓄᑦ ᐅᑭᐊᕐᓵᖅ, ᐊᓯᐊᒍᑦ ᖃᓂᕐᓂᐊᖅᑐᒍᑦ ᐱᖃᑕᐅᑎᓪᓗᒋᑦ ᕿᑎᕐᒥᐅᑦ ᐆᒪᔪᕐᓂᐊᑎᒃᑯᑦ ᑲᑐᔾᔨᖃᑎᒌᖏᑦ.
- ᐊᒥᓱᐊᑎᖅᑐᑕ ᑐᓴᕐᕕᒋᓇᓱᐊᖅᓯᒪᔭᕗᑦ ᐊᕙᑦᑐᖅᓯᒪᔪᓂᑦ ᐃᓄᐃᑦ ᑲᑐᔾᔨᖃᑎᒌᑦ, ᐱᒋᐊᖅᑐᓂ ᔫᓐᓄᐊᕆ 2018 ᐊᐅᓚᖅᑎᑕᐅᑎᓪᓗᒋᑦ ᑲᑎᒪᑎᑦᑎᒋᐊᓐᖓᕈᑏᑦ. ᑎᓯᐱᕆ 2019, ᐱᓚᐅᖅᑐᒍᑦ ᓇᓗᓇᐃᖅᓯᓂᕐᒧᑦ ᕿᑭᖅᑕᓂ ᐃᓄᐃᑦ ᑲᑐᔾᔨᖃᑎᒌᖏᑦ (QIA) ᐱᓯᒪᓪᓗᑎ ᐊᒻᒪ ᕿᒥᕈᓯᒪᓪᓗᑎ ᑐᑭᓯᒋᐊᕈᑎᓂᑦ. ᓇᓗᓇᐃᖅᓯᓚᐅᖅᑐᑦ ᑭᓪᓕᖅᑐᓂᑦ ᐱᔪᓐᓇᕐᓂᖅᑐᑎᑦ ᐱᓕᕆᐊᒃᓗᑎ ᑐᓯᕋᖅᑕᐅᔪᒥᑦ ᑎᑎᕋᖅᑕᐅᓂᖏᓐᓄᑦ ᐊᒻᒪ ᑐᓯᕋᓚᐅᕆᑦᑐᑦ ᐅᕙᑦᑎᓐᓂ ᑐᓴᒃᑲᓂᕐᓗᑎ.
- ᐅᖃᖃᑎᒌᔾᔪᓯᒪᔪᑦ ᑭᕙᓪᓕᖅ ᐃᓄᐃᑦ ᑲᑐᔾᔨᖃᑎᒌᖏᓐᓂ (KIA) ᐊᒻᒪ ᐃᓄᑦᑎᒍᑦ ᑲᑎᒪᓂᖃᓂᐊᖅᑐᑦ ᕕᕗᐊᕆ 2020.
- ᓱᓕ ᐅᑕᖅᑭᔪᒍᑦ ᑐᓴᕐᕕᒃᑲᓂᕐᓗᑕ ᕿᑎᕐᒥᐅᑦ ᐃᓄᐃᑦ ᑲᑐᔾᔨᖃᑎᒌᖏᓐᓂᑦ (KitIA) ᐱᑕᖃᕆᐊᖃᕐᒪᖔᖅ ᐱᖃᑕᐅᒃᑲᓂᕐᓂᖏᓐᓄᑦ.

ᑲᑎᒪᑎᑦᑎᓂᐅᓂᐊᖅᑐᑦ

- ᕕᕝᕗᐊᕆ 2020, ᒪᓕᓐᓂᖃᕐᓗᓂ ᓄᓇᕗᑦ ᒐᕙᒪᒃᑯᑦ ᐆᒪᔪᓂᑦ ᖃᐅᔨᓴᖅᑎᖓ ᓄᓇᓕᒻᒧᑦ ᐳᓚᕋᖅᑎᓪᓗᒍ, ᐸᕐᓇᓯᒪᔪᒧᑦ ᐊᐅᓪᓚᕐᓗᑕ ᐊᑐᓂ ᑎᓴᒪᐅᔪᓐᖏᓛᖅᑐᑦ ᑭᕙᓪᓕᕐᒥᑦ ᓄᓇᓖᑦ ᐃᓄᑦᑎᒍᑦ ᑲᑎᒪᖃᒃᑲᓂᕐᓗᑕ ᑐᔅᓯᕌᖑᔪᒧᑦ ᑎᑎᕋᖅᑕᐅᓂᖏᓐᓄᑦ. ᑭᒡᒐᖅᑐᐅᔩᑦ ᓄᓇᕗᑦ ᒐᕙᒪᒃᑯᓐᓂᑦ ᐊᒻᒪ ᓄᓇᕗᑦ ᑐᓐᖓᕕᒃ ᑎᒥᖓᑦ ᑲᑎᒪᖅᑕᐅᓂᐊᖅᑐᑦ ᑖᒃᑯᓂᖓ ᐊᑐᓂ ᑲᑎᒪᓂᐅᔪᓂᑦ.
- ᐃᓄᑦᑎᒍᑦ ᑲᑎᒪᖃᑎᒌᖅᑕᕗᑦ ᑭᕙᓪᓕᕐᒥ ᐃᓄᐃᑦ ᑲᑐᔾᔨᖃᑎᒌᖏᑦ ᑲᖏᕐᓂᕐᒥ ᕕᕝᕗᐊᕆ 2020.
- ᐃᐳᕆ 2020, ᑲᑎᖅᑎᕆᓂᐊᖅᑕᕗᑦ ᐱᐊᕗᓕ ᐊᒻᒪ ᖃᒪᓂᕐᔪᐊᖅ ᑐᑦᑐᖏᑦ ᐊᐅᓚᑕᐅᓂᖏᓐᓄᑦ ᑲᑎᒪᔩᖏᑦ (ᑲᑎᒪᔩᐅᔪᑦ ᐃᓚᒋᔭᐅᓪᓗᑎ ᑭᕙᓪᓕᕐᒥ, ᓄᓇᑦᓯᐊᖅ, ᓴᔅᓯᑳᔅᓯᕗᐊᓐ ᐊᒻᒪ ᒫᓂᑑᐸ, ᐊᒻᒪᓗᑦᑕᐅᖅ ᓄᓇᕗᒻᒥ ᐆᒪᔪᓕᕆᔩᔅᔪᐊᒃᑯᑦ ᑲᑎᒪᔩᖏᑦ) ᑲᑎᒪᑎᑦᑎᑲᓐᓂᓂᕐᒧᑦ.
- ᐅᑭᐅᖅ/ᐅᐱᕐᖔᖅ 2020 (ᓇᓗᓇᐃᖅᑕᐅᕆᐊᓕ ᐅᓪᓗᖓ) ᑲᑎᒪᑎᑦᑎᓂᐅᔪᑦ ᕿᑎᕐᒥᐅᓂᑦ, ᐱᑕᖅᑲᓇᐊᖅᑲᕈᓂ.

ᑭᖑᓪᓕᕐᒥ ᐱᓕᕆᐊᖑᓂᐊᖅᑐᑦ:

- ᐱᔭᕇᕐᓗᒍ ᑲᑎᒪᑎᑦᑎᑲᓐᓂᕐᓂᐅᔪᖅ ᑭᕙᓪᓕᕐᒥ (ᕕᕝᕗᐊᕆ 2020) ᐊᒻᒪ ᕿᑎᕐᒥᐅᓂᑦ (ᐅᑭᐅᖅ/ᐅᐱᕐᖔᖅ 2020, ᓇᓗᓇᐃᖅᑕᐅᕆᐊᓕ ᐅᓪᓗᖓ), ᐱᑕᖅᑲᓇᐊᖅᑲᕈᓂ.
- ᑐᔅᓯᕋᐅᑦ ᐃᓱᒪᓕᐅᓂᕐᒧᑦ ᓄᓴᕗᒻᒥ ᐆᒪᔪᓕᕆᔩᔅᔪᐊᒃᑯᑦ ᑲᑎᒪᔩᖏᓐᓂ ᑐᔅᓯᕋᖅᑕᐅᔪᒧᑦ ᑎᑎᕋᖅᑕᐅᓂᖏᓐᓄᑦ (ᓇᓗᓇᐃᖅᑕᐅᕆᐊᓕ ᐅᓪᓗᖓ, ᐃᒻᒪᖄ ᔫᓂ 2020).

Environment and Climate Change Canada Environnement et Changement climatique Canada Canada

Appendix A

Summary of feedback received from consultations in Nunavut on the proposed listing of Barren-ground Caribou as Threatened under the federal *Species at Risk Act* (SARA)

February 2018 – January 2020

Qikiqtaaluk Wildlife Board AGM
November 17, 2019

- We presented an overview of what SARA is, discussed the health of the Baffin herd and threats to its recovery. We discussed the implications of SARA-listing, the anticipated timeline for a decision on the listing proposal and what the steps would be if caribou is listed. Following the presentation we had a discussion and asked what the Board suggested is needed to support the Baffin herd to ensure it is healthy for future generations; and whether the Board agrees, disagrees, or has concerns with the SARA listing proposal.
- We presented the slides in both English and Inuktitut. In addition, we provided each member with printed copies of the presentation in both English and Inuktitut, an Inuktitut version of the COSEWIC report, an English summary of the COSEWIC report, a glossary of terms in the COSEWIC report in both languages, and questionnaire sheets in both languages.
- One member noted that the caribou on Baffin Island cross back and forth from the mainland so when it looks like there is a dip in population numbers it's only because they have moved to the mainland.
- There was a question about what makes herds distinct and whether the assessment considered that individuals move around between herds.
- A question from the Kitikmeot Wildlife Board representative asking when we would come to consult with the Kitikmeot.
- A few members noted concern that the knowledge of Inuit elders is being lost as elders pass away and that that knowledge is the best resource for information on caribou cycles, habits and general biology.
- The QWB wildlife advisor noted that the Baffin caribou herd has historically been this low during each of their cycles and that it's not unusual. He noted that it is wrong to blame harvesters for declines.
- One member asked if we personally thought the caribou herds are declining.
- One member noted that there is Inuit knowledge on caribou population cycles and that they are related to the population cycles of lemmings.

- One member asked if there is a listing, if a management plan would address development. He also asked if things got better, at which point could caribou be removed from SARA?
- One member asked about how we would address the threat of climate change to the recovery of BGCA.
- One member noted that the Baffin herd is already managed by the GN and there is already a draft management plan.
- A few members noted that a new survey of Baffin Island is desperately needed. The surveys that were used to establish the current TAH were flawed and they want to see a new one completed with more Inuit involvement.
- One member asked if we follow western science or Inuit knowledge in our processes and noted that IQ indicates that caribou will recover.
- We did not receive any requests for further consultation on the proposed listing from any of the QWB representatives or audience members.

Kivalliq Wildlife Board AGM
October 23, 2019

- We presented an overview on the health of the Kivalliq herds, the main threats to caribou in that region, the implications of SARA-listing, and our proposed plan to revisit communities in the Kivalliq in early 2020.
- Representatives from the NWMB, BQCMB and GN were supportive of our approach to the topic and the material that we presented.
- One Board member asked how HTOs can receive more support if caribou is listed
- One asked how a ‘plan’ is implemented and if it’s the GN management plan that gets adopted
- Another member asked how SARA provisions would be enforceable.
- No members objected to our plan to do further consultations in the region.

Cambridge Bay
HTO and public meetings, February 26, 2018

- ECCC presented a PowerPoint describing the federal species at risk process, why barren-ground caribou have been assessed as threatened, and what it would mean if barren-ground caribou are listed as threatened under the federal species at risk act.
- HTO members expressed strong concerns about the lack of Inuit participation and traditional knowledge in the assessment of Barren-ground caribou and the decision-making process. They also want to be involved in the drafting of the recovery strategy.

- They would appreciate a herd-by-herd assessment as they are in the opinion that their herd is doing fine.
- Increased predation: would like to see an incentive for hunters to harvest wolves.
- They are worried about their income (subsistence and income hunting).
- Kugluktuk [Bluenose-East and Bathurst herds]:
- HTO members expressed strong concerns about the lack of Inuit participation and traditional knowledge in the assessment of Barren-ground caribou and the decision-making process.
- They would appreciate a herd-by-herd assessment, and worry about the flexibility in prohibitions and how it will be applied to local management.
- They noticed an increase in wolf and wolverine populations.

Gjoa Haven
HTO meeting, March 1, 2018

- ECCC presented a PowerPoint describing the federal species at risk process, why barren-ground caribou have been assessed as threatened, and what it would mean if barren-ground caribou are listed as threatened under the federal species at risk act.
- HTO members expressed strong concerns about the lack of Inuit participation and traditional knowledge in the assessment of Barren-ground caribou and the decision-making process.
- They are worried about the Caribou declining, the species is critical for their way of life and food security. They are interested in collaborating to help the species recover.
- They mentioned various reasons why they see less Caribou than before :
    - Increased predation (wolves, wolverines and grizzlies)
    - They are seeing a lot more Muskox than before
    - Climate Change: Caribou are vulnerable to migration on thin ice.
- They would like to improve youth education regarding hunting practices.

Kugaaruk
HTO meeting, February 27, 2018

- ECCC presented a PowerPoint describing the federal species at risk process, why barren-ground caribou have been assessed as threatened, and what it would mean if barren-ground caribou are listed as threatened under the federal species at risk act.
- HTO members expressed strong concerns about the lack of Inuit participation and traditional knowledge in the assessment of Barren-ground caribou and the decision-making process.

- They would appreciate a herd-by-herd assessment, they never heard of any studies done in their region.
- They are worried about harvest restrictions and food security.
- They mentioned various reasons why they see less Caribou than before :
    - Increased predation (wolves)
    - They are seeing a lot more Muskox than before
    - Mining (chemicals, plane/helicopters flying low)
    - Climate Change : They noticed a lot of rain on snow event making the foraging harder for the species.
    - Natural cycle of caribou population
    - Diseases

Rankin Inlet
HTO meeting, March 5, 2018

- ECCC presented a PowerPoint describing the federal species at risk process, why barren-ground caribou have been assessed as threatened, and what it would mean if barren-ground caribou are listed as threatened under the federal species at risk act.
- HTO members expressed strong concerns about the lack of Inuit participation and traditional knowledge in the assessment of Barren-ground caribou and the decision-making process. They would like to see an Inuit representative on COSEWIC committee.
- They would appreciate a herd-by-herd assessment, they never heard of any studies done in their region.
- Increased predation: They are seeing more wolves and grizzlies than before.
- They want to be involved in drafting the recovery strategy. Management plans already in place in some regions should be recognized.
- Some agreed to the listing of the barren-ground caribou.

Whale Cove
HTO meeting, March 6, 2018

- ECCC presented a PowerPoint describing the federal species at risk process, why barren-ground caribou have been assessed as threatened, and what it would mean if barren-ground caribou are listed as threatened under the federal species at risk act.
- HTO members expressed some worries about their harvest rights.
- They mentioned various reasons why they see less Caribou than before :
    - Increased predation (eagles, wolverines)
    - They are seeing a lot more Muskox than before
    - Natural cycle of caribou population

  - Diseases: They noticed swollen hooves (brucellosis)
  - Mining

Arviat
HTO meeting, March 7, 2018

- ECCC presented a PowerPoint describing the federal species at risk process, why barren-ground caribou have been assessed as threatened, and what it would mean if barren-ground caribou are listed as threatened under the federal species at risk act.
- HTO members would like to see a herd-by-herd assessment as they think their herd is stable.
- They mentioned various reasons why they see less Caribou than before :
  - Sport hunting happening south of Aviat
  - Migration routes have changed
  - Increased predation (wolves, grizzlies, wolverines)
  - Moose habitat range has recently extended to their region
  - Hunting ways have changed (bullet type, transportation)

Baker Lake
HTO meeting, March 8, 2018

- ECCC presented a PowerPoint describing the federal species at risk process, why barren-ground caribou have been assessed as threatened, and what it would mean if barren-ground caribou are listed as threatened under the federal species at risk act.
- HTO members expressed strong concerns about the lack of Inuit participation and traditional knowledge in the assessment of Barren-ground caribou and the decision-making process. They would like to see an Inuit representative on COSEWIC committee.
- They are worried about their harvest rights and food security.
- They haven't seen the Qamanirjuaq herd for a long time, and mentioned potential causes of the caribou decline, i.e. changing migration routes, natural cycle of the caribou population, forest fires, and increased predation.
- They want to see the recovery strategy being elaborated cooperatively with all territories and provinces sharing the herds. Attention to the migration routes and its protection should be emphasized.

Chesterfield Inlet
HTO meeting, March 9, 2018

- ECCC presented a PowerPoint describing the federal species at risk process, why barren-ground caribou have been assessed as threatened, and what it would mean if barren-ground caribou are listed as threatened under the federal species at risk act.
- HTO members expressed strong concerns about the lack of Inuit participation and traditional knowledge in the assessment of Barren-ground caribou and the decision-making process.
- The caribou have other predators, like wolves, grizzlies and wolverines that are also responsible for their decrease.
- They are worried about their harvest rights.
- Some noticed the caribou have recently started to increase in the area.

Igloolik
Public meeting, September 25, 2018

- ECCC presented a PowerPoint describing the federal species at risk process, why barren-ground caribou have been assessed as threatened, and what it would mean if barren-ground caribou are listed as threatened under the federal species at risk act.
- Community and HTO members expressed strong concerns about the lack of Inuit participation and traditional knowledge in the assessment of Barren-ground caribou and the decision-making process.
- They are worried about their harvest rights and food security; they see this proposed listing as an additional hardship done to their community and traditional way of life.
- Most of them believed the caribou population is going through a natural cycle and will eventually come back on its own. Some people mentioned the population numbers were not trustworthy.
- They want more responsibility in regards to managing their own herd, instead of having outsiders getting involved. They also didn’t appreciate all the herds being merged together for the listing assessment.

Hall Beach
Public and HTO meetings, September 26, 2018

- ECCC presented a PowerPoint describing the federal species at risk process, why barren-ground caribou have been assessed as threatened, and what it would mean if barren-ground caribou are listed as threatened under the federal species at risk act.

- Community and HTO members expressed strong concerns about the lack of Inuit participation and traditional knowledge in the assessment of Barren-ground caribou and the decision-making process.
- Most of them believed the caribou population is going through a natural cycle and will eventually come back on its own.
- The caribou have other predators, like wolves that are also responsible for their decrease.
- They are worried about their harvest rights and food security. Some of them thought animals should not be surveyed and didn't like outsiders coming to interfere with their wildlife management.

Naujaat
Public meeting, September 27, 2018

- ECCC presented a PowerPoint describing the federal species at risk process, why barren-ground caribou have been assessed as threatened, and what it would mean if barren-ground caribou are listed as threatened under the federal species at risk act.
- Community members wanted to see local management of the herd. They didn't like having their caribou lumped in with other herds across Canada as part of the assessment of Barren-ground caribou or in future recovery plans. Some of them mentioned the survey methodology was not trustworthy.
- Most of them believed the caribou population is going through a natural cycle and will eventually come back on its own.
- They are worried about their harvest rights being affected after the listing.

Arctic Bay
Public meeting, October 16, 2018

- ECCC presented a PowerPoint describing the federal species at risk process, why barren-ground caribou have been assessed as threatened, and what it would mean if barren-ground caribou are listed as threatened under the federal species at risk act.
- There were strong concerns about the lack of Inuit participation in the assessment of the caribou and decision-making regarding the wildlife management. They would like to see more traditional knowledge involved throughout the process.
- Community members mentioned the cause of decline is most likely due to wolf predation and natural cycle of the caribou population. They strongly believe the caribou will come back on their own.
- Community members were also worried about their harvest right and food security.

Pond Inlet
Public meeting, October 17, 2018

- ECCC presented a PowerPoint describing the federal species at risk process, why barren-ground caribou have been assessed as threatened, and what it would mean if barren-ground caribou are listed as threatened under the federal species at risk act.
- Community and HTO members expressed strong concerns about the lack of Inuit participation in the assessment of Barren-ground caribou and decision-making. They would like to see more local management and are concerned about their harvest rights.
- There were some doubts regarding the numbers of caribou and the survey methodology.
- Most of them believed the caribou population is going through a natural cycle and will eventually come back on its own.
- One person asked for a further investigation on the actual causes of decline of the Baffin herd

Clyde River
Public and HTO meetings, October 18, 2018

- ECCC presented a PowerPoint describing the federal species at risk process, why barren-ground caribou have been assessed as threatened, and what it would mean if barren-ground caribou are listed as threatened under the federal species at risk act.
- Community and HTO members expressed strong concerns about the lack of Inuit participation in the assessment of Barren-ground caribou and decision-making. They would like to see more local management and are concerned about their harvest rights.
- One member mentioned there was a generational conflict where the younger hunters want to try new wildlife management methods, but the elders disagree. The Inuit's profound respect for elders makes the younger generation hesitant to talk about it.
- Community members also mentioned potential causes of the caribou decline, i.e. the natural cycle of the caribou population, the predation by wolves, female-male ratio allowed for hunting, and the new technology (snowmobiles scare caribou away).

Iqaluit
HTO meeting, October 22, 2018

- ECCC presented a PowerPoint describing the federal species at risk process, why barren-ground caribou have been assessed as threatened, and what it would mean if barren-ground caribou are listed as threatened under the federal species at risk act.
- Community and HTO members expressed strong concerns about the lack of Inuit participation and traditional knowledge in the assessment of Barren-ground caribou and the decision-making process.

- They would also like to be involved in the scientific research. The survey methodology is not clear to them, and they believe a herd-by-herd assessment would be much more relevant.
- They believe the caribou populations are going through natural cycle and will eventually come back up on their own.
- Many were worried about their harvest rights and would like to see investigation on other threats like predation, industry and impact of research.

Qikiqtarjuaq
Public and HTO meetings, October 23-24, 2018

- ECCC presented a PowerPoint describing the federal species at risk process, why barren-ground caribou have been assessed as threatened, and what it would mean if barren-ground caribou are listed as threatened under the federal species at risk act.
- HTO board members expressed their concerns about the harvest restrictions and mentioned they want to collaborate to see the caribou population increase again.
- HTO and community members mentioned the helicopters from mining companies were an important threat to the caribou (scaring them away).
- The wolf population is also an important threat to consider.
- Some of them strongly believed the caribou will come back on their own. They migrate long distance and undergo natural cycles of population density.

Coral Harbour
Public and HTO meetings, January 22, 2019

- ECCC presented a PowerPoint describing the federal species at risk process, why barren-ground caribou have been assessed as threatened, and what it would mean if barren-ground caribou are listed as threatened under the federal species at risk act.
- Community members were concerned about the mining activity and identified industry as one of the main threats to caribou.
- Community members identified climate change as an on-going threat to caribou.
- Several community members believe caribou undergo natural cycles of population density. When populations are too abundant the numbers drop, but increase again when vegetation grows back.
- Community members expressed interest in knowing current local caribou numbers, particularly on Coats Island.
- The lag time between caribou surveys and results is too long. The community members would like to be informed of the health of the herds more quickly, so they can better manage their harvest.
- Community members expressed interest in knowing how caribou herds across Canada were doing, and how they were being managed.

Cape Dorset
Public and HTO meetings, January 23, 2019

- ECCC presented a PowerPoint describing the federal species at risk process, why barren-ground caribou have been assessed as threatened, and what it would mean if barren-ground caribou are listed as threatened under the federal species at risk act.
- Community members questioned the accuracy of the range of Barren-ground caribou herds shown on the maps
- Community members weren't sure that caribou populations will cycle up and down as they have in the past because of all the things that have changes
- Community members were concerned about the affect of the mines on caribou and want to find ways to protect the caribou from mining. Critical habitat is one way to protect habitat for caribou.
- Community members were concerned about predation from wolves, and suggested wolf control
- Community members were concerned about harassment of caribou by helicopters and airplanes
- Some community members though that caribou are not threatened, and have just moved to another area
- Community members were concerned that caribou are not surveyed often enough
- Community members spoke about the importance of using Inuit Qaujimajungit
- Community members were concerned about the possible impact that listing caribou might have on harvesting

Kimmirut
Public and HTO meetings, January 24, 2019

- ECCC presented a PowerPoint describing the federal species at risk process, why barren-ground caribou have been assessed as threatened, and what it would mean if barren-ground caribou are listed as threatened under the federal species at risk act.
- HTO members expressed strong concern regarding the listing of all Barren-ground caribou herds as one. They believe South Baffin and North Baffin populations should be considered separately.
- Several HTO and community members do not believe the South Baffin population is in decline.
- Several HTO and community members believe caribou undergo natural cycles of population density. When populations are too abundant the numbers drop, but increase again when vegetation grows back.
- Some community members do believe caribou populations on South Baffin Island are in decline, support the listing, and believe more survey efforts are required.

- Community members expressed concern related to methods used to survey caribou (e.g. helicopter use), and suggest using less intrusive methods.
- Community members identified parasites and wolves as threats, and expressed an interest in better understanding how parasites (e.g. ticks) have arrived and how they impact the caribou.
- HTO and community members expressed concern about their harvest rights and the lack of Inuit participation in the listing process.

Taloyoak
Public and HTO meetings, February 26, 2019

- ECCC presented a PowerPoint describing the federal species at risk process, why barren-ground caribou have been assessed as threatened, and what it would mean if barren-ground caribou are listed as threatened under the federal species at risk act.
- HTO members did not agree with the delineation of the herds. They advised that caribou from various herds (Peary and Ahiak) interbreed and mix with Boothia Peninsula caribou, and that the range of the Boothia Peninsula herd actually extends further south than Taloyoak. Interbreeding may have caused the original Boothia Peninsula caribou to move south, but all caribou in the area are considered as one herd.
- HTO and community members identified wolves and muskox as threats to the Boothia Peninsula herd, and expressed an interest in establishing an incentivised culling program for wolves.
- HTO members were interested in knowing more about the various threats and their impact on caribou herds.
- HTO and community members expressed concern about their harvest rights.
- HTO and community members found the information presented was very broad, and would like to see more concrete survey data showing caribou population estimates in their area before deciding to support the listing. They do not want to rush any decisions.
- Some community members do not believe their local herds are at risk or are declining, while others do believe they are a threatened species.
- Community members strongly support conservation and believe maintaining clean hunting grounds (free of carcasses) and minimizing waste is very important. They believe their people need to take more accountability and think a carcass cleaning program could be beneficial.
- HTO and community members believe growing populations are increasing the harvest pressure on caribou unlike before. For this reason, it is important to work collaboratively, and plan for the future to ensure caribou are conserved.

Kitikmeot Regional Wildlife Board
ᕿᑎᖅᒥᐅᑦ ᓄᓇᓕᖕᒋᓐᓄᑦ ᐆᒪᔪᓕᕆᔨᖅᔪᐊᒃᑯᑦ ᑲᑎᒪᔨᖕᒋᑦ
Kitikmeot Nunaliit Avikhimaniani Angutikhaligiyit Katimayit

Kitikmeot
ᕿᑎᖅᒥᐅᑦ
Kitikmeot

Cambridge Bay
ᐃᖃᓗᒃᑑᑎᐊᖅ
Ikaluktutiak

Gjoa Haven
ᐅᖅᓱᖅᑑᖅ
Uqhuqtuuq

Kugaaruk
ᑰᒑᕐᔪᒃ
Kugaaruk

Kugluktuk
ᖁᕐᓗᖅᑐᖅ
Kugluktuk

Taloyoak
ᑕᓗᕐᔪᐊᖅ
Taloyoak

SUBMISSION TO THE NUNAVUT WILDLIFE MANAGEMENT BOARD
REGULAR MEETING 001-2020
March 11, 2020

for

INFORMATION: **DECISION:** X

ISSUE: Kitikmeot Regional Wildlife Board request for 5 additional Grizzly Bear Sport Hunt Tags

BACKGROUND:

The last study on population survey by the Government of Nunavut was in 2007.

Inuit in Kugluktuk have observed an increase in the grizzly bear population. There are many observations of sows with twins and triplets and increasingly more each year.

Grizzly bears are always present in caribou calving grounds and close to the community.

In 2017, the Kugluktuk HTO had originally requested an additional 5 grizzly bear tags.

An increase in grizzly bear tags would bring more income into the community; it would assist in bringing the population back down and it would assist the caribou herds, as there would be less predation on the calving grounds.

Historically, the Kitikmeot Regional Wildlife Board had 10 grizzly bear tags and they were allocated as: Kugluktuk – 5; Omingmaktok – 2; Burnside – 3.

In June 2019, the Nunavut Wildlife Management Board approved 5 additional tags, for a total of 15 for the Kitikmeot Regional Wildlife Board. It is respected by the Kugluktuk Angoniatit Association that the Ekaluktutiak Hunters and Trappers Organization have put in the request for 5 additional tags. The Kugluktuk HTO does not want to take any tags away from other HTOs. These tags were allocated as follows: Kugluktuk – 5; Cambridge Bay – 5; Omingmaktok – 2; Burnside – 3.

RECOMMENDATION:

Kitikmeot Regional Wildlife Board
ᕿᑎᖅᒥᐅᑦ ᓄᓇᓕᖕᒋᓐᓄᑦ ᐆᒪᔪᓕᕆᔩᖅᔭᐊᒃᑯᑦ ᑲᑎᒪᔨᖕᒋᑦ
Kitikmeot Nunaliit Avikhimaniani Angutikhaligiyit Katimayit

Kitikmeot
ᕿᑎᖅᒥᐅᑦ
Kitikmeot
Cambridge Bay
ᐃᖃᓗᒃᑑᑦᑎᐊᖅ
Ikaluktutiak
Gjoa Haven
ᐅᖅᓱᖅᑑᖅ
Uqhuqtuuq
Kugaaruk
ᑰᒑᕐᔪᒃ
Kugaaruk
Kugluktuk
ᖁᕐᓗᖅᑐᖅ
Kugluktuk
Taloyoak
ᑕᓗᕐᔪᐊᖅ
Taloyoak

During our conference call on October 18th, 2019, the Kitikmeot Regional Wildlife Board heard concerns from the Kugluktuk Angoniatit Association's observation on the increase in grizzly bears in the Kugluktuk area.

We have also heard from KAA on their request for an increase in grizzly bear sport hunt tags that did not go through. We would like to show our support and approval for their request for five (5) additional tags to be used for sport hunts.

Please do not hesitate to contact our office for questions to this request.

Yours Truly,

Bobby Klengenberg

KRWB Chair

Kitikmeot Regional Wildlife Board
ᕿᑎᖅᒥᐅᑦ ᓄᓇᓕᖕᒥᓐᓄᑦ ᐆᒪᔪᓕᕆᔨᕐᔪᐊᒃᑯᑦ ᑲᑎᒪᔨᖏᑦ
Kitikmeot Nunaliit Avikhimaniani Angutikhaligiyit Katimayit

Kitikmeot
ᕿᑎᕐᒥᐅᑦ
Kitikmeot

Cambridge Bay
ᐃᖃᓗᒃᑐᑦᑎᐊᖅ
Ikaluktutiak

Gjoa Haven
ᐅᖅᓱᖅᑑᖅ
Uqhuqtuuq

Kugaaruk
ᑯᒑᕐᔪᒃ
Kugaaruk

Kugluktuk
ᖁᕐᓗᖅᑐᖅ
Kugluktuk

Taloyoak
ᑕᓗᕐᔪᐊᖅ
Taloyoak

ᑐᓂᓯᒪᔭᕗᑦ ᓄᓐᓇᕗᑦ ᐆᒪᔪᓪᓕᕐᕆᔨᕐᔪᐋᑯᓄᑦ ᑲᑎᒪᔨᖏᓄᑦ ᑲᑎᒪᓂᐋᕐᑎᓗᒋᑦ ᑲᑎᒪᓂᐆᑉ ᓈᓴᐅᑎᖓᓄᑦ 001-2020

ᒫᑦ 11, 2020

ᑐᓴᒐᒃᓴᑐᐄᓐᓇᖅ:

ᐃᓯᒪᓕᐅᕐᕿᑕᐅᔭᕐᕆᐋᓕᒃ: X

ᑐᕐᕌᖓᔪᖅ: ᕿᑎᕐᒥᐆᑦ ᐊᕕᒃᑐᕐᓯᒪᔪᓄᑦ ᐆᒪᔪᓪᓕᕐᕆᓂᕐᒧᑦ ᑲᑎᒪᔨᖏᑦᑕ ᑐᒃᓯᕋᕐᑕᖏᑦ ᑕᓕᒪᓂᑦ ᐃᓚᒋᐋᕐᓯᔪᒪᑐᑕ ᐊᒃᖤᐄᑦ ᓂᕕᖓᑖᖑᐊᖏᓂᑦ ᐊᑐᕐᑕᐅᔪᖕᓇᕐᑐᓄᑦ ᐊᒃᖢᐄᑦᑐᕐᔪᐋᓄᑦ ᑮᓐᓇᐅᔭᓕᐆᕿᑕᐋᓗᑎᒃ

ᖃᐅᔨᒪᓂᕗᑦ:

ᑭᖑᓕᕐᐹᕐᒥᑦ ᓈᓴᕐᑕᐅᓚᐆᕐᑐᑦ ᓄᓐᓇᕗᑦ ᑲᕙᒪᑯᖕᒥᓂᑦ ᐊᕐᕌᒍᒋᓚᐆᕐᑕᑉᑎᓂᑦ 2007ᖑᑎᓗᒍ.

ᖁᕐᓗᕐᑐᕐᒥᐆᑦ ᖃᐅᔨᓯᒪᓕᕐᑐᑦ ᐊᓐᖤᐄᑦ ᐊᒥᓱᖑᕐᐹᓕᕐᓂᖏᓂᑦ. ᐊᒥᓱᓂᑦ ᑕᑯᓯᒪᔪᒍᑦ ᐊᒃᖤᓂᑦ ᒪᕐᕿᓂᒃ ᐊᒪᓗ ᐱᖓᓱᓂᑦ ᐱᐊᕋᖃᕐᑐᓂᑦ ᐊᒪᓗ ᐊᕐᕌᒍᑕᒫᑦ ᐃᓚᒋᐋᕐᐸᓕᐋᑐᐄᑦᓇᕐᓗᑎᒃ.

ᐊᒃᓚᐄᑦ ᑕᑯᐄᓇᕐᕋᑕᕐᑕᕗᑦ ᑐᒃᑐᐄᑦ ᓄᕐᕆᐆᕐᕕᖏᖕᓂᑦ ᐊᒪᓗ ᓄᓐᓇᓕᖕᖓᑕ ᖃᓂᒋᔭᖓᓂᑦ.

ᐊᕐᕌᒍᓚᐆᕐᑐᒥᑦ 2017, ᖁᕐᓗᕐᑐᕐᒥᑦ ᐆᒪᔪᓪᓕᕐᕆᔨᐊᓛᑯᑦ ᑲᑎᒪᔨᕐᕋᓛᖏᑦ ᑐᒃᓯᕋᓚᐆᕐᓯᒪᒐᓗᐋᕐᒪᑕ ᑕᓕᒪᓂᑦ 5 ᐃᓚᒋᐋᕐᑕᐅᔪᒪᓗᑎᒃ ᐊᒃᖤᐄᑦ ᓴᕕᒃᑕᖏᓂᑦ ᐊᑐᕐᑕᐅᔪᖕᓇᕐᑐᓂᑦ ᐊᒃᖢᐄᑐᕐᔪᐋᓂᑦ.

ᓴᕕᒃᑕᕐᓂᑦ ᐃᓚᒋᐋᕐᑕᐆᐸᑕ ᑮᓐᓇᐅᔭᓕᕐᐅᕿᑕᐅᔪᖕᓇᕐᓂᐋᕐᑐᑦ ᖁᕐᓗᕐᑐᕐᒥᐆᓄᑦ ᓄᓐᓇᓕᒋᔭᖓᓄᓗ; ᐊᒪᓗ ᐃᓚᖓᕆᑕᐅᕖᓕᕐᓗᑎᒃ ᐊᒥᓲᓂᑦ ᐊᒃᖤᐄᑦ, ᑐᒃᑐᐃᓗᑦ ᐊᒃᑐᐋᔭᐅᖏᓂᕐᓴᐅᓕᕐᑐᑎᑐ ᓄᕐᕆᐆᕐᕕᖏᓄᓗ ᐅᓗᕐᕆᐋᓇᖏᓂᕐᓴᐅᓕᕐᑐᑎᒃ.

ᐊᑐᓚᐆᕐᑕᑉᑎᓂᑦ, ᕿᑎᕐᒥᐆᑦ ᐊᕕᒃᑐᕐᓯᒪᓂᖏᑦ ᐆᒪᔪᓪᓕᕐᕆᓂᕐᒧᑦ ᖁᓕᓂᑦ 10 ᐊᒃᖤᓄᑦ ᓴᕕᒃᑕᖃᓚᐆᕐᑐᑦ ᐊᒪᓗ ᐊᕕᒃᑐᖅᑕᐅᓗᑎᒃ ᐅᑯᐋᑦ ᐆᒪᔪᓪᓕᕐᕆᔨᐊᓛᑯᑦ ᒪᓕᒃᖢᒋᑦ: ᖁᕐᓗᕐᑐᖅ – 5; ᐅᒥᖕᒪᒃᑑᖅ – 2; ᕿᖔᐅᒃ – 3.

ᔫᓐ 2019, ᖑᑎᓗᒍ, ᓄᓐᓇᕗᑦ ᐆᒪᔪᓪᓕᕐᕆᔨᕐᔪᐋᑯᑦ ᑲᑎᒪᔨᖏᑦ ᐊᖏᕐᓯᒪᓕᓚᐆᕐᑐᑦ ᑕᓕᒪᓂᑦ 5 ᐃᓚᒋᐋᕐᓯᑐᑎᒃ ᐊᒪᓗ ᑕᒪᒥᑦ ᓈᓴᐅᕐᓗᒋᑦ ᐊᒥᓲᓂᖃᓚᐆᕐᑐᑦ ᖁᓕᑐ ᑕᓕᒪᑐ

Kitikmeot Regional Wildlife Board
ᕿᑎᖅᒥᐅᑦ ᓄᓇᓕᖕᒋᓐᓄᑦ ᐆᒪᔪᓕᓇᔨᕐᔪᐊᒃᑯᑦ ᑲᑎᒪᔨᖏᑦ
Kitikmeot Nunaliit Avikhimaniani Angutikhaligiyit Katimayit

Kitikmeot
ᕿᑎᕐᒥᐅᑦ
Kitikmeot

Cambridge Bay
ᐃᖃᓗᒃᑐᑦᑎᐊᖅ
Ikaluktutiak

Gjoa Haven
ᐅᖅᓱᖅᑑᖅ
Uqhuqtuuq

Kugaaruk
ᑯᒑᕐᔪᒃ
Kugaaruk

Kugluktuk
ᖁᕐᓗᖅᑐᖅ
Kugluktuk

Taloyoak
ᑕᓗᕐᔪᐊᖅ
Taloyoak

15 ᑐᕐᕌᖓᔪᓄᑦ ᕿᑎᕐᒥᐆᑦ ᐊᕕᒃᑐᕐᓯᒪᔪᓄᑦ ᐆᒪᔪᓪᓕᕐᓇᓂᕐᒧᑦ ᑲᑎᒪᔨᖏᑦᓄᑦ. ᖁᕐᓗᕐᑐᕐᒥᑦ ᐊᖑᓐᓂᐋᕐᑎᑯᒃ ᑲᑎᒪᔨᖏᑦᑕ ᐆᒪᔪᓪᓕᕐᓇᔨᐊᓛᑯᖏᑦ ᑐᒃᓯᕐᕋᕕᒋᔪᒪᖏᑕᖏᑦ ᐊᑐᕐᑕᐅᓂᐋᕐᓂᖏᓂᑦ ᐊᒪᓗ ᑐᒃᓯᕐᕋᕈᑕᐅᓚᐆᕐᑐᓂᑦ ᐃᖃᓗᒃᑑᑦᑎᐋᕐᒥᑦ ᐆᒪᔪᓪᓕᕐᓇᔨᐊᓛᑯᖏᓂᑦ ᑕᓕᒪᓂᑦ ᑐᓐᓂᔭᐅᓚᐆᕐᒪᑕ ᐊᑐᕐᓇᒪᓗᓂᔪᒃ. ᑕᒪᑯᐊᑦ ᓴᕕᒃᑕᖏᑦ ᐊᕕᕐᑐᖅᑕᐅᓚᐆᕐᑐᑦ ᐅᑯᐋᑦ ᐆᒪᔪᓪᓕᕐᓇᔨᐊᓛᑯᒃ ᒪᓕᒃᖢᒋᑦ: ᖁᕐᓗᕐᑐᖅ – 5; ᐃᖃᓗᒃᑑᑦᑎᐋᖅ – 5; ᐅᒥᖕᒪᒃᑑᖅ – 2; ᕿᖓᐆᒃ – 3.

ᐊᑐᕿᒥᒋᔭᕗᑦ:

ᐅᖃᓘᑎᑯᑦ ᑲᑎᒪᑎᓗᑕ ᐆᒃᑑᐸ 18th, 2019, ᕿᑎᕐᒥᐆᑦ ᐊᕕᒃᑐᕐᓯᒪᔪᓄᑦ ᐆᒪᔪᓪᓕᕐᓇᔨᖏᑕ ᑲᑎᒪᔨᖏᑦ ᑐᓴᓚᐆᕐᑐᑦ ᐃᓯᒫᓗᑎᒋᔭᐆᔪᓂᑦ ᖁᕐᓗᕐᑐᕐᒥᑦ ᐆᒪᔪᓕᓇᔨᐊᓛᑯᖏᓂᑦ ᖃᐅᔨᒪᔭᐅᓂᖏᓂᑦ ᑕᑯᕐᕋᑕᕐᓯᒪᔭᖏᓂᓗ ᐊᒥᓱᖑᕐᐸᓕᐋᓂᖏᑦ ᐊᒃᖤᐄᑦ ᖁᕐᓗᕐᑐᑉ ᓄᓇᖓᑕ ᖃᓂᒋᔭᖓᓂ.

ᑐᓴᓚᐆᕐᒥᔪᒍᑦ ᖁᕐᓗᕐᑐᕐᒥᑦ ᐆᒪᔪᓪᓕᕐᓇᐊᓛᑯᖏᓂᑦ ᑲᑎᒪᔨᖏᓂᑦ ᑐᒃᓯᕐᕋᕐᑕᖏᓂᑦ ᓴᕕᒃᑕᕐᓂᑦ ᐊᒃᖤᓄᑦ ᐊᒃᖢᐄᑦᑐᕐᔪᐋᓄᑦ ᐊᑐᕐᑕᐅᔪᖕᓇᕐᑐᓄᑦ ᓯᕗᒧᑕᐆᖕᒋᓂᖓ ᐃᓕᑉᓯᓐᓄᑦ ᑲᑎᒪᔨᐆᔪᓯᓄᑦ. ᕿᑎᕐᒥᐆᑦ ᐊᕕᒃᑐᕐᓯᒪᔪᓄᑦ ᐆᒪᔪᓪᓕᕐᓇᔨᐅᓗᑕ ᐃᑲᔪᕐᑐᕐᐳᒍᑦ ᐊᖏᕐᓯᒪᓗᑕᓗ ᑐᒃᓯᕐᕋᕐᑕᖏᓂᑦ ᐊᑐᕐᑕᐅᔪᖕᓇᕐᓗᑎᒃ ᐊᒃᖢᐄᑦᑐᕐᔪᐋᓄᑦ ᑕᓕᒪᓂᑦ ᐃᓚᒋᐋᕐᑕᐅᔪᖕᓇᕐᐸᑕ.

ᑎᑎᕐᕋᕕᑉᑎᓄᑦ ᑐᓴᕐᓇᐊᕈᖕᓇᕐᑐᓯ ᖃᑯᒍᑐᐄᑦᓇᕐ ᑕᒪᑐᒧᖓᑦ ᐊᐱᕐᑯᑎᓴᖃᕐᑭᑉᓯ ᑐᒃᓯᕐᕋᕐᑕᑉᑎᓂᑦ.

ᐅᕙᖓ ᑎᑎᕐᕋᕐᑐᖅ,

ᐹᐱ ᑭᓕᖕᑭᖕᐴᑦ

ᐃᒃᓯᕙᐅᑕᖅ ᕿᑎᕐᒥᐆᑦᓄᑦ ᐊᕕᒃᑐᕐᓯᒪᔪᓄᑦ ᐆᒪᔪᓪᓕᕐᓇᓂᕐᒧᑦ ᑲᑎᒪᔨᖏᓄᑦ

KRWB | PO Box 104 Kugaaruk NU | X0B 1K0 | t.867.769.1007 | f.867.769.1009 | www.niws.ca
ᑎᑎᖅᑲᕐᓂᐊᕐᕕᒃ 104 ᑯᒑᕐᔪᒃ ᓄᓇᕗᑦ | X0B 1K0 | ᐅᖃᓘᑖ.867.769.1007 | ᓱᒃᑲᔪᒃᑯᑦ.867.769.1009
KRWB kut | Titigaqaqvia 104 Kugaaruk NU X0B 1K0 | hivayauta 867.769.1007 | faxkut 867.769.1009